



2021 FOOTBALL MEDIA GUIDE

SoConSports.com
#SoConFB

• The Citadel • ETSU • Furman • Mercer • Samford •



• Chattanooga • VMI • Western Carolina • Wofford •

2020-21 SOCON SUPERLATIVES



Liam Welch, Samford
All-American
Walter Payton Award finalist
SoCon Offensive POTY (coaches)



Jakob Herres, VMI
Consensus All-American
Walter Payton Award finalist
SoCon Offensive POTY (coaches/media)



Jared Folks, ETSU
All-American
SoCon Defensive POTY (coaches)



Stone Snyder, VMI
All-American
Buck Buchanan Award finalist
SoCon Defensive POTY (coaches/media)



Carter Peevy, Mercer
SoCon Freshman of the Year (media)



Seth Morgan, VMI
Jerry Rice Award finalist
SoCon Freshman of the Year (coaches)



Tre'mond Shorts, ETSU
All-American
SoCon Jacobs Blocking Award



Cole Strange, Chattanooga
SoCon Jacobs Blocking Award



Scott Wachenheim, VMI
Eddie Robinson Award winner
AFCA National Coach of the Year
SoCon COTY (coaches/media)

2021 Southern Conference Football Media Guide

On the inside

2021 composite schedule	2
The Southern Conference	
Southern Conference history	4-8
Southern Conference principles	9
Southern Conference Hall of Fame	10-11
Commissioner Jim Schaus	12
Southern Conference staff	13
Southern Conference media relations	14
Southern Conference teams	
The Citadel	16-23
ETSU	24-31
Furman	32-39
Mercer	40-45
Samford	46-53
Chattanooga	54-61
VMI	62-69
Western Carolina	70-77
Wofford	78-85
2020-21 year-in-review	
Final standings	86
Polls	87
Honors and awards	88-89
Individual leaders	90-91
Team statistics	92-93
Individual highs	94-95
Team highs	96
Records and awards	
All-time team records	97
Coaching records	98
NFL Draftees	99-102
NCAA statistics champions	103
Overtime history	104
Final national polls	105-108
Annual award winners	109-111
National and regional honors	112-113
All-Americans	114-115
All-conference selections	116-123
All-freshman selections	124-125
Players of the Week	126-132
Players of the Month	133
All-Academic selections	134-137
FBS wins	138
Individual records	139-151
Team records	152-154
Annual individual leaders	155-159
Annual team leaders	160-163
FCS playoff history	163-166
FCS national champions	167-170
FCS Playoff individual records	171
FCS Playoff team records	172
Pre-FCS history	173
Yearly standings	174-177
Southern Conference champions	178

Credits

Editor: Phil Perry
Design: Phil Perry
Cover: Jasmine Washington
Editorial Assistance: Jason Yaman, John Iamarino, Hannah Bradley and the SoCon football SIDs.

The Southern Conference

702 N. Pine Street
 Spartanburg, S.C. 29303

Phone: 864-591-5100
 Fax: 864-591-3448
 Website: www.SoConSports.com

Conference staff

Jim Schaus Commissioner
Geoff Cabe Senior Associate Commissioner
Sue Arakas Associate Commissioner
Doug King Associate Commissioner for Compliance
Jason Yaman Associate Commissioner
Sean Diminick Assistant Commissioner for Championships
Phil Perry Assistant Commissioner for Media Relations
Paul Lollis Assistant Commissioner for Video Productions
Jasmine Washington Director of Creative Services
Hannah Bradley Assistant Director of Media Relations
Neili Akridge Executive Assistant to the Commissioner
Cliff Conway Championships Assistant
Lanie Angel Media Relations Assistant
Perry Havener Coordinator of Officials





COMPOSITE SCHEDULE

#SoConFB

Sept. 2 (Thursday)

The Citadel at Coastal Carolina, 7 p.m. ESPN+

Point at Mercer, 7 p.m. ESPN+

Tennessee Tech at Samford, 7 p.m. ESPN+

Austin Peay at Chattanooga, 7:30 p.m. ESPN+

Sept. 4 (Saturday)

Davidson at VMI, 1:30 p.m. ESPN+

Wofford at Elon, 2 p.m. FloSports

North Carolina A&T at Furman, 2 p.m. Nexstar/ESPN+

Eastern Kentucky at Western Carolina, 6 p.m. Nexstar/ESPN+

ETSU at Vanderbilt, 8 p.m. SEC Network+

Sept. 11 (Saturday)

VMI at Kent State, 11:30 a.m. ESPN3

Charleston Southern at The Citadel, 2 p.m. Nexstar/ESPN+

Furman at Tennessee Tech, 2:30 p.m.

Mercer at Alabama, 4 p.m. SEC Network

Chattanooga at North Alabama, 7 p.m.

Samford at UT Martin, 7 p.m. ESPN+

UVA Wise at ETSU, 7:30 p.m. ESPN+

Western Carolina at Oklahoma, TBA

Sept. 18 (Saturday)

Chattanooga at Kentucky, 12 p.m.

VMI at Cornell, 2 p.m.

*Samford at Western Carolina, 2:30 p.m. Nexstar/ESPN+

North Greenville at The Citadel, 6 p.m. ESPN+

Kennesaw State at Wofford, 6 p.m. ESPN+

Delaware State at ETSU, 7:30 p.m. ESPN+

Furman at NC State, 7:30 p.m. RSN

Sept. 25 (Saturday)

*Wofford at VMI, 1:30 p.m. Nexstar/ESPN+

*Mercer at Furman, 2 p.m. ESPN+

*ETSU at Samford, 3 p.m. ESPN+

Western Carolina at Gardner-Webb, 6 p.m.

Oct. 2 (Saturday)

*Western Carolina at Chattanooga, 1:30 p.m. ESPN+

*VMI at The Citadel, 2 p.m. Nexstar/ESPN+

*Wofford at ETSU, 3:30 p.m. ESPN+

*Samford at Mercer, 6 p.m. ESPN+

Oct. 9 (Saturday)

*Chattanooga at VMI, 1:30 p.m. ESPN+

*Furman at Wofford, 1:30 p.m. ESPN+

*Mercer at Western Carolina, 3:30 p.m. ESPN+

*The Citadel at ETSU, 4:30 p.m. Nexstar/ESPN+

Oct. 16 (Saturday)

*ETSU at Chattanooga, 1:30 p.m. Nexstar/ESPN+

*Samford at Wofford, 1:30 p.m. ESPN+

*VMI at Mercer, 4 p.m. ESPN+

*The Citadel at Furman, 6 p.m. ESPN+

Oct. 23 (Saturday)

*Chattanooga at Samford, 1 p.m. ESPN+

*Western Carolina at The Citadel, 2 p.m. ESPN+

*ETSU at Furman, 2 p.m. ESPN+

*Wofford at Mercer, 6 p.m. Nexstar/ESPN+

Oct. 30 (Saturday)

*Furman at Chattanooga, 1:30 p.m. ESPN+

*Samford at VMI, 1:30 p.m. ESPN+

*Western Carolina at Wofford, 1:30 p.m. ESPN+

*Mercer at The Citadel, 2 p.m. ESPN+

Nov. 6 (Saturday)

*VMI at ETSU, 1 p.m. ESPN+

*Chattanooga at Wofford, 1:30 p.m. ESPN+

*Furman at Western Carolina, 2 p.m. ESPN+

*The Citadel at Samford, 3 p.m. ESPN+

Nov. 13 (Saturday)

*Wofford at The Citadel, 2 p.m. ESPN+

*VMI at Furman, 2 p.m. ESPN+

*ETSU at Western Carolina, 2 p.m. ESPN+

*Chattanooga at Mercer, 3 p.m. ESPN+

Samford at Florida, TBA

Nov. 20 (Saturday)

*Mercer at ETSU, 1 p.m. ESPN+

*Furman at Samford, 1 p.m. ESPN+

*The Citadel at Chattanooga, 1:30 p.m. ESPN+

*Western Carolina at VMI, 1:30 p.m. ESPN+

Wofford at North Carolina, TBA

Nov. 27 (Saturday)

FCS playoffs first round, TBA

Dec. 4 (Saturday)

FCS playoffs second round, TBA

Dec. 10-11 (Friday-Saturday)

FCS playoffs quarterfinals, TBA

Dec. 17-18 (Friday-Saturday)

FCS playoffs semifinals, TBA

Jan. 8 (Saturday)

FCS playoffs championship game, TBA

* Southern Conference game

All times Eastern



2021 PRESEASON HONORS



Offensive Player of the Year
Liam Welch, QB, Gr., Samford

Defensive Player of the Year
Stone Snyder, LB, Jr., VMI

First team offense

QB Liam Welch, Gr., Samford
RB Quay Holmes, R-Jr., ETSU
RB Devin Wynn, 5th, Furman
RB Ailym Ford, So., Chattanooga
OL Tre'mond Shorts, R-Jr., ETSU
OL Gavin Orr, Jr., Samford
OL Cole Strange, Sr., Chattanooga
OL Marshall Gill, Sr., VMI
OL Tyler Smith, R-So., Western Carolina
OL Zak Kurz, Sr., Wofford
TE Nate Adkins, Jr., ETSU
WR Ty King, R-So., Samford
WR Jakob Herres, Sr., VMI

First team defense

DL Solomon Zubairu, So., Mercer
DL Armond Lloyd, R-Sr., Samford
DL Devonnsha Maxwell, Jr., Chattanooga
DL Micheal Mason, Jr., Wofford
LB Willie Eubanks III, Sr., The Citadel
LB Jared Folks, Gr., ETSU
LB Stone Snyder, Jr., VMI
DB Tyree Robinson, Sr., ETSU
DB Chris Edmonds, So., Samford
DB Brandon Dowdell, Sr., Chattanooga
DB Ethan Caselberry, Sr., VMI

First team specialists

PK Tyler Keltner, So., ETSU
P Matthew Campbell, Jr., The Citadel
RS Montrell Washington, Sr., Samford

Second team offense

QB Seth Morgan, R-So., VMI
RB Brandon Marshall, Fr., Mercer
RB Nathan Walker, Sr., Wofford
OL Haden Haas, R-Sr., The Citadel
OL Tavon Matthews, So., ETSU
OL Anderson Tomlin, R-Jr., Furman
OL McClendon Curtis, Jr., Chattanooga
OL Harrison Moon, Sr., Chattanooga
OL Al Hogan, Jr., Wofford
TE Michael Vice, So., Samford
WR AJ Toney, So., Samford
WR Reggie Henderson, Sr., Chattanooga

Second team defense

DL Parker Stokes, 5th, Furman
DL Chris Hill, Fr., Mercer
DL Jay Person, So., Chattanooga
DL Warren Dabney, Sr., VMI
LB Anthony Britton Jr., So., The Citadel
LB Donovan Manuel, R-So., ETSU
LB Isaac Dowling, Fr., Mercer
LB Trimarcus Cheeks, So., Samford
DB Alijah Huzzie, R-Fr., ETSU
DB Travis Blackshear, R-Jr., Furman
DB Lance Wise, So., Mercer
DB Jerrell Lawson, Sr., Chattanooga

Second team specialists

PK Timmy Bleekrode, R-So., Furman
P Timmy Bleekrode, R-So., Furman
RS Quay Holmes, R-Jr., ETSU



SAMFORD QUARTERBACK LIAM WELCH



VMI LINEBACKER STONE SNYDER

Coaches Poll		Media Poll	
Team (1st-place votes)	Total	Team (1st-place votes)	Total
1. Chattanooga (4)	59	1. Chattanooga (18)	248
2. Samford (2)	52	2. VMI (6)	217
3. VMI (2)	50	t3. ETSU (3)	181
4. ETSU (1)	49	t3. Furman (1)	181
5. Furman	34	t3. Samford (2)	181
6. Mercer	29	6. Mercer	123
7. The Citadel	22	7. Wofford	108
8. Wofford	21	8. The Citadel	79
9. Western Carolina	8	9. Western Carolina	32



SOUTHERN CONFERENCE HISTORY

The Southern Conference

The Southern Conference, which celebrates its 100th year in 2021, is a national leader in emphasizing the development of the student-athlete and in helping to build lifelong leaders and role models.

The Southern Conference has been on the forefront of innovation and originality in developing creative solutions to address issues facing intercollegiate athletics. From establishing the first postseason college basketball tournament (1921), to tackling the issue of freshman eligibility (1922), to developing women's championships (1984), to becoming the first conference to install the 3-point goal in basketball (1980), the Southern Conference has been a pioneer.

The Southern Conference is the nation's fifth-oldest NCAA Division I collegiate athletic association. Only the Big Ten (1896), the Missouri Valley (1907), the Pac-12 (1915) and the Southwestern Athletic (1920) conferences are older in terms of origination.

Academic excellence has been a major part of the Southern Conference's tradition. Hundreds of Southern Conference student-athletes have been recognized on CoSIDA Academic All-America and all-district teams. A total of 20 Rhodes Scholarship winners have been selected from conference institutions, most recently in 2012-13, when former Wofford volleyball player Rachel Woodlee earned the prestigious award.

The conference currently consists of 10 members in six states throughout the Southeast and sponsors 21 varsity sports and championships that produce participants for NCAA Division I Championships.

The Southern Conference offices are located in the historic Beaumont Mill in Spartanburg, South Carolina. A textile mill that was in operation from 1880 until 1999, Beaumont Mill was renovated in 2004 and today offers the league first-class meeting areas and offices as well as a spacious library for storage of the conference's historical documents.

Membership history

On Feb. 25, 1921, representatives from 14 of the Southern Intercollegiate Athletic Association's (SIAA) 30 members met at Atlanta's Piedmont Hotel to establish the Southern Intercollegiate Conference. On hand at the inaugural meeting were officials from Alabama, Alabama Polytechnic Institute (Auburn), Clemson, Georgia, Georgia School of Technology (Georgia Tech), Kentucky, Maryland, Mississippi A&M (Mississippi State), North Carolina, North Carolina State, Tennessee, Virginia, Virginia Polytechnic Institute (Virginia Tech) and Washington & Lee.

Dr. S.V. Sanford of Georgia was chosen as acting chairman and N.W. Dougherty of Tennessee was named secretary. The decision to form a new athletic conference was motivated by the desire to have a workable number of conference games for each league member. With 30 schools in the SIAA by the early 1920s, it was impossible to play every school at least once during the regular season and many schools went several years between playing some conference members. In addition, in 1920, the SIAA voted down proposed rules that an athlete must be in a college a year before playing on its teams and refused to abolish a rule permitting athletes to play summer baseball for money.

Play began in the fall of 1921, and a year later, six more schools joined the fledgling league, including Tulane (which had attended the inaugural meeting but had elected not to join), Florida, Louisiana (LSU), Mississippi, South Carolina and Vanderbilt. VMI joined in 1923 and Duke was added in 1929.

By the 1930s, membership in the Southern Conference had reached 23 schools. C.P. "Sally" Miles of Virginia Tech, president of the Southern Conference, called the annual league meeting to order on Dec. 9, 1932, at the Farragut Hotel in Knoxville, Tennessee. There, it announced that 13 institutions west and south of the Appalachian

Mountains were reorganizing as the Southeastern Conference. Members of the new league included Alabama, Alabama Polytechnic Institute, Florida, Georgia, Georgia School of Technology, Kentucky, Louisiana, Mississippi, Mississippi A&M, University of the South, Tennessee, Tulane and Vanderbilt.

According to the minutes of the meeting, Georgia's Dr. Sanford stated that the division was made along geographical lines. Florida's Dr. J.J. Tigert, acting as spokesman for the withdrawing group, regretted the move but believed it was necessary as the Southern Conference had grown too large. The resignations were accepted and the withdrawing schools formed the new league, which began play in 1933.

The Southern Conference continued with membership of 10 institutions, including Clemson, Duke, Maryland, North Carolina, North Carolina State, South Carolina, Virginia, VMI, Virginia Tech and Washington & Lee.

The second major shift occurred some 20 years later. By 1952, the Southern Conference included 17 colleges and universities. Another split occurred when seven schools – Clemson, Duke, Maryland, North Carolina, North Carolina State, South Carolina and Wake Forest – departed to form the Atlantic Coast Conference, which began play in 1953. The revamped Southern Conference included members The Citadel, Davidson, Furman, George Washington, Richmond, VMI, Virginia Tech, Washington & Lee, West Virginia and William & Mary.

A third major shift occurred in 2012-13, when five members announced their departures and three schools were added. College of Charleston announced its decision to leave for the Colonial Athletic Association following the 2012-13 season, while Appalachian State (Sun Belt), Davidson (Atlantic 10), Elon (Colonial) and Georgia Southern (Sun Belt) announced they would depart following the 2013-14 campaign. At the Southern Conference's 2013 spring meetings in Hilton Head Island, South Carolina, the league officially extended invitations to former members ETSU and VMI, as well as Mercer, to join the league for the 2014-15 academic year.

Today, the league continues to thrive with a membership that includes 10 institutions and a footprint that spans six states: Alabama, Georgia, North Carolina, South Carolina, Tennessee and Virginia. Current league members are The Citadel, ETSU, Furman, Mercer, UNGC, Samford, Chattanooga, VMI, Western Carolina and Wofford.

Leadership

Jim Schaus began his tenure as the ninth commissioner in league history on July 1, 2019. Schaus came to the SoCon after an 11-year run as

the director of athletics at Ohio University, where he led the Bobcats to unprecedented levels of success in athletics and academics.

In his first year at the Southern Conference, Schaus spearheaded the creation of a new long-term strategic plan for the league and led the effort to partner with JMI Sports to serve as the SoCon's official multimedia rights holder. Schaus also negotiated the SoCon's entry into the Southeastern Conference's officiating consortiums for both men's basketball and football, moves that allow the member conferences to collaborate on all officiating matters related to recruitment, education and training, scheduling and evaluation of officials.

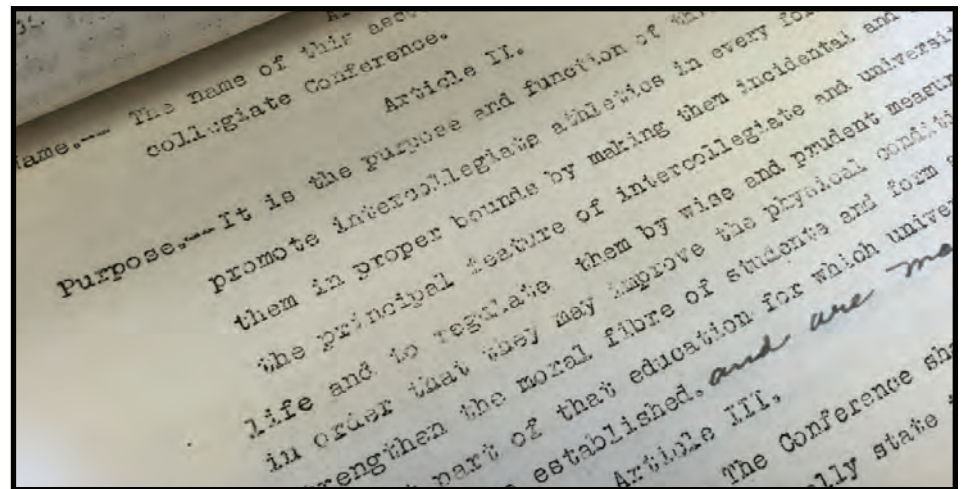
Also aimed at enhancing the league's men's basketball success, Schaus implemented a new right-size scheduling model designed to bolster the top teams' national profiles and put them in position for better seeding and potential at-large bids into the NCAA tournament. In addition, Schaus shepherded the league through its response to the COVID-19 pandemic and ensuing sport season cancellations and cost-cutting measures.

In Schaus's second year, the league began its year-long celebration of its first 100 years. It also successfully navigated the COVID pandemic, with every season playing to completion.

Schaus signed historic television contracts with ESPN and CBS Sports, guaranteeing the most linear national coverage the SoCon has ever had, and signed a contract extension to keep the league's basketball tournaments in Asheville, North Carolina, through 2026.

Schaus has a familial connection to the Southern Conference, as his father, former Los Angeles Lakers coach Fred Schaus, was the men's basketball coach at West Virginia from 1954-60, earning SoCon Coach of the Year honors four times in that six-year span and still ranking in the top 20 in career wins by a league coach.

Schaus replaced former commissioner John Iamario, who concluded his 13-year tenure at the Southern Conference in the summer of 2019. Throughout his tenure, Iamario promoted the Southern Conference through an ambitious agenda that improved championships, upgraded compliance related matters, launched the conference's Hall of Fame, created the SoCon Academic Exchange and increased the marketing and brand awareness of the conference and its member institutions. He also guided the league through membership changes that ensured the Southern Conference's future viability and stability with the additions of ETSU, Mercer and VMI.



The original Southern Conference constitution, drawn up in 1921, is housed in the archives at the league office in Spartanburg, S.C.

#SoConFB

SOUTHERN CONFERENCE HISTORY



The 2014 addition of VMI in Lexington, Va., extended the Southern Conference's reach to six states across the Southeast.

Lamarino spearheaded the effort to create the SoCon Digital Network, which was in operation from 2014-20, and the league-wide initiative to have all 10 member institutions producing broadcast-quality content. As the league prepared to celebrate its centennial, Lamarino authored his first book, "A Proud Athletic History: 100 Years of the Southern Conference."

The Southern Conference named its first commissioner in December 1950. Duke's Wallace Wade made the transition from Blue Devil football coach to athletics administration as the first person at the helm of the conference.

Lloyd Jordan replaced Wade as the commissioner in 1960 and served a 14-year term until Ken Germann became the league head in 1974. Germann was the commissioner for 13 years and orchestrated the league's expansion to include women's athletics. In 1987, he was succeeded by Dave Hart, who oversaw the transfer of the league office from Charlotte, North Carolina, to Asheville, North Carolina.

Wright Waters succeeded Hart upon his retirement in 1991. Under Waters' leadership, the Southern Conference expanded to 12 members, added three women's sports and posted record revenue from the basketball tournament. Waters was followed by Alfred B. White in 1998. White, a veteran member of the NCAA office, introduced the current conference logo and elevated the conference's commitment to marketing and development of corporate partners. Danny Morrison, who would go on to be president of the Carolina Panthers, headed the conference from 2001-05 and orchestrated the league's move from Asheville to Spartanburg. Under Morrison's leadership, the conference increased its marketing and promotional efforts.

Championship history

Men's basketball was the first sport in which the conference held a championship. The league tournament is the nation's oldest, with the inaugural championship held in 1921 at Atlanta's City Auditorium and won by Kentucky. The tournament began Feb. 25, the same day that members of the Southern Intercollegiate Athletic Association met to discuss forming the new league that would become the Southern Conference. The following year, North Carolina won the first tournament after the formation of the league.

Commissioner Germann spearheaded the Southern Conference's expansion to include women's athletics during the 1983-84 season. That year, league women's championships were held in volleyball, basketball and tennis. Cross country joined the mix in 1985, outdoor track and field was added in 1987 and indoor and track and field followed in 1988. The conference instituted golf and softball championships in the spring of 1994 and added soccer in the fall of that year.

The Germann Cup, named in honor of the former commissioner, annually recognizes the top women's athletics programs in the conference. From their humble beginnings, women's athletics have become an integral part of the Southern Conference and its success.

The Southern Conference declares champions in 11 men's sports – football, soccer, cross country, basketball, indoor track and field, outdoor track and field, wrestling, baseball, lacrosse, tennis and golf – and nine women's sports – soccer, volleyball, cross country, basketball, indoor track and field, outdoor track and field, tennis, golf and softball. Rifle is a mixed sport.

Football

The Southern Conference has also excelled as the premier Football Championship Subdivision (FCS) conference. Former Southern Conference member Appalachian State won the three consecutive FCS titles from 2005-07, becoming the first team to do so. The league boasts more than 250 players who have garnered All-America recognition and numerous national player or coach of the year awards. The conference had at least one team in the top 10 of the final FCS poll for 28 consecutive years (1985-2012), with at least two teams finishing in the final poll in every season from 1982-2013. Mercer and VMI entered the FCS national rankings for the first time in program history in 2020-21, with the Keydets winning the league title for the first time since 1977 and making their first-ever appearance in the FCS playoffs. VMI and ETSU finished the season inside the national rankings, with the Bucs doing so for the second time in the last three seasons.

The Citadel, Samford, Chattanooga and Wofford each finished in the top 25 in 2016, giving the league four in the final poll for the first time since 2007.

SoCon members

- Alabama (1921-1932)
- Appalachian State (1971-2014)
- Auburn (1921-1932)
- College of Charleston (1998-2013)
- The Citadel (1936-present)**
- Clemson (1921-1953)
- Davidson (1936-1988, 1992-2014)
- Duke (1929-1953)
- East Carolina (1964-1977)
- ETSU (1978-2005, 2014-present)**
- Elon (2003-2014)
- Florida (1922-1932)
- Furman (1936-present)**
- George Washington (1941-1970)
- Georgia (1921-1932)
- Georgia Southern (1991-2014)
- Georgia Tech (1921-1932)
- Kentucky (1921-1932)
- Louisiana State (1922-1932)
- Marshall (1976-1997)
- Maryland (1921-1953)
- Mercer (2014-present)**
- Mississippi (1922-1932)
- Mississippi State (1921-1932)
- North Carolina (1921-1953)
- UNCG (1997-present)**
- NC State (1921-1953)
- Richmond (1936-1976)
- Samford (2008-present)**
- South Carolina (1922-1953)
- Tennessee (1921-1932)
- Chattanooga (1976-present)**
- Tulane (1922-1932)
- University of the South (1924-1932)
- Vanderbilt (1922-1932)
- Virginia (1921-1937)
- VMI (1923-2003, 2014-present)**
- Virginia Tech (1921-1965)
- Wake Forest (1936-1953)
- Washington & Lee (1921-1958)
- West Virginia (1950-1968)
- Western Carolina (1976-present)**
- William & Mary (1936-1977)
- Wofford (1997-present)**

Bold indicates current SoCon member.

The conference has placed multiple representatives in the FCS Playoffs in 31 of 37 seasons, with 16 championship game appearances and eight national titles. The Southern Conference has had at least one team reach the semifinals in 12 of the last 22 years and in 18 of the last 29 seasons.

In 2007, Appalachian State became the first FCS team to defeat a nationally ranked Football Bowl Subdivision (FBS) team, when the Mountaineers defeated No. 5 Michigan, 34-32, on Sept. 1 before a sellout crowd at Michigan Stadium. Georgia Southern, in its final game as a member of the Southern Conference, downed the SEC's Florida in Gainesville on Nov. 23, 2013. The league picked up two wins over FBS teams in 2015, with Furman downing UCF and The Citadel stunning South Carolina. The Bulldogs added another Power 5 conference win in 2019, taking down Georgia Tech in overtime, 27-24.

Prior to the conference's reclassification in 1981, Southern Conference football teams appeared in a total of 36 bowl games, posting a record of 16-18-2. From 1925-30, league schools won five football national championships in a six-year span. There are nearly 60 former Southern Conference players and



SOUTHERN CONFERENCE HISTORY


coaches in the College Football Hall of Fame. One of the most recognizable of these names is former North Carolina running back Charlie "Choo Choo" Justice, who helped guide North Carolina to three bowl appearances. He was a first-team All-America selection and the Heisman Trophy runner-up in 1948 and 1949. In 1949, Justice earned first-team all-conference honors for the fourth consecutive season, becoming the first player in league history to achieve that feat. He was a member of the league's inaugural Hall of Fame Class in 2009.

Another of the league's football products that made it to the College Football Hall of Fame is Sam Huff of West Virginia. Huff was a three-year starter on both the offensive and defensive lines for the Mountaineers. In 1955, Huff earned first-team All-America honors on the field and was a first-team Academic All-American for his work in the classroom. He played 12 seasons in the National Football League for the New York Giants and the Washington Redskins. Also a member of the conference's first Hall of Fame class, he was a five-time All-Pro linebacker and is also a member of the Pro Football Hall of Fame.

Former Appalachian State coach Jerry Moore was enshrined in the College Football Hall of Fame in December 2014. The winningest coach in Appalachian State and Southern Conference history, Moore compiled a 215-87 record in his 24 seasons at Appalachian State (1989-2012), including 10 SoCon championships, 18 postseason appearances and an unprecedented three straight NCAA Division I FCS/IAA national titles (2005-07). He was the Eddie Robinson Award winner in 2006.

In 1999, Georgia Southern's Adrian Peterson captured the Walter Payton Award, presented annually to the Football Championship Subdivision's most outstanding offensive player. Peterson, a four-time All-American who finished his career as the NCAA Division I leader in rushing yards with 6,559, was inducted into the College Football Hall of Fame in December 2017.

Furman's Louis Ivory earned the Walter Payton Award in 2000, giving the SoCon consecutive winners, while Georgia Southern's Jayson Foster was presented with the 2007 trophy and Appalachian State quarterback Armanti Edwards became the first two-time winner in Payton Award history, claiming the honors in 2008 and 2009 to make it three consecutive years a SoCon player took home the award.



Former Chattanooga star Terrell Owens entered the Pro Football Hall of Fame in 2018. Owens returned to his alma mater to deliver his induction speech from the Mocs' McKenzie Arena.

Record-breaking quarterback Devlin Hodges of Samford became the Southern Conference's most recent Walter Payton Award winner in 2018, when the senior was also named the FCS ADA Offensive Player of the Year. The consensus All-American, who led the FCS in passing yards and completion percentage that season, wrapped up his career with FCS records for passing yardage (14,584), pass attempts and completions.

The league saw a pair of former players enter the Pro Football Hall of Fame in 2018, as former Chattanooga standout Terrell Owens and Marshall star Randy Moss, who enjoyed a record-breaking freshman year in the SoCon, earned the nod.

Appalachian State's Dexter Coakley was a three-time

all-conference selection and consensus All-American in 1994, '95 and '96 before going on to stardom with the Dallas Cowboys. Coakley won a pair of Buck Buchanan Awards, given to Football Championship Subdivision's top defensive player each year.

In 2020-21, VMI coach Scott Wachenheim became the Southern Conference's fifth winner of the Eddie Robinson Award, joining The Citadel's Charlie Taaffe (1992), Georgia Southern's Paul Johnson (1998), Wofford's Mike Ayers (2003) and App State's Moore (2006).


Western Carolina's David Patten and Appalachian State's Matt Stevens were both members of the New England Patriots' Super Bowl champion team in 2002 and Patten also earned Super Bowl rings with the Patriots in 2004 and '05. Appalachian State's Daniel Kilgore appeared in Super Bowl XLVII for the San Francisco 49ers in 2013 and was a member of the Kansas City Chiefs' Super Bowl LV squad in 2021. Chattanooga's Keionta Davis was a member of the Patriots' organization for New England's appearance in Super Bowl LII in 2018, while Davis and Western Carolina's Keion Crossen were teammates for the Super Bowl LIII-winning Patriots in 2019. Former Samford safety Jaquiski Tarrt played in Super Bowl LIV for the 49ers in 2020.

Basketball

The 2020 edition of the conference tournament was the 100th in league history. Top-seeded ETSU downed Wofford 72-58 in the historic title game.

Not only was the Southern Conference tournament the first of its kind, but the league also helped change the face of college basketball. In 1980, the league began a season-long experiment with a 22-foot 3-point field goal with the approval of the NCAA Rules Committee. Ronnie Carr of Western Carolina made the first 3-point field goal in college basketball history in a game against Middle Tennessee State on Nov. 29, 1980.

Another college basketball tradition that originated in the Southern Conference is the traditional cutting of the nets by the winning team in important tournaments. According to USA Today, the practice of net-cutting originated in 1947 with NC State head coach Everett Case. As a first-year head coach,



The Atlanta Memorial Auditorium was the site for the first Southern Conference Basketball Championship in 1921. The SoCon basketball tournament is the longest-running of its kind in college basketball history.

#SoConFB

Case led the Wolfpack to the Southern Conference tournament title. Case celebrated by claiming the nets as souvenirs to commemorate the event. Basketball coaching legend Red Auerbach gave credit to former George Washington coach Bill Reinhart, who coached in the conference for nearly 30 years, as one of the originators of the modern fast break.

West Virginia's 10 tournament championships rank as the second-most in league history behind Davidson's 12. The Mountaineers were led by the incomparable Jerry West from 1958 through 1960. West, a two-time All-America selection, spurred West Virginia to the Final Four in 1959. The Mountaineers lost in the championship game that season to California, 71-70, but West earned Final Four Most Valuable Player honors. West was a three-time Southern Conference tournament MVP, a two-time league regular-season MVP, and was twice named the conference's Athlete of the Year. He went on to a spectacular career with the Los Angeles Lakers of the National Basketball Association and was inducted into the Naismith Memorial Basketball Hall of Fame in 1979. A 14-time NBA All-Star while with the Lakers, it is West whose silhouette comprises the NBA's globally recognized logo.

Frank Selvy set the NCAA record for points in a game while at Furman. On Feb. 13, 1954, the senior scored 100 points in a game against Newberry, a record that still stands. Selvy was the Southern Conference Most Valuable Player in 1953 and 1954 and the league's Athlete of the Year in 1954. He went on to a 10-year career in the NBA. Selvy and his former Lakers teammate West were both enshrined in the league's Hall of Fame in 2009.

Rod Hundley was another West Virginia star during the 1950s. "Hot Rod" made a name for himself as one of the most spectacular players to tour the league during his era. Hundley averaged 24.5 points per game in his three seasons as a Mountaineer and was an all-conference and all-tournament performer in each of those three years. After being named the Southern Conference Most Valuable Player and Athlete of the Year as a senior in 1957, he was the first player selected in the NBA Draft that year and enjoyed a six-year career in that league. He was inducted into the SoCon Hall of Fame in 2010. Rod Thorn was yet another Mountaineer to earn inclusion in the SoCon Hall of Fame, as he was inducted in 2020. A two-time league athlete of the year, Thorn was the No. 2 selection in the 1963 NBA Draft, enjoying an eight-year playing career before transitioning to coaching and then the front office. He was elected to the Naismith Memorial Basketball Hall of Fame as an executive and a contributor in 2018.

ETSU's Keith "Mister" Jennings made his mark on the college basketball world in the early 1990s. Despite standing less than 6 feet tall, Jennings was a two-time all-conference choice and the league's Player of the Year and Athlete of the Year in 1991. Jennings played with the Golden State Warriors of the NBA and was inducted into the SoCon Hall of Fame in 2016.

Besides West Virginia's team in 1959, the Southern Conference has been represented in the Final Four on two other occasions. North Carolina advanced to the NCAA championship game in 1943 before falling 43-40 to Oklahoma State. NC State finished third in the tournament in 1950.

Davidson continued the record of success by advancing to the NCAA tournament's Elite Eight in 2008 as coach Bob McKillop's Wildcats came within a basket of making the Final Four behind the play of sophomore guard Stephen Curry. Curry, a two-time SoCon Male Athlete of the Year winner, led the nation in scoring as a junior at 28.6 points per game and has gone on to star for the NBA's Golden State Warriors, earning league MVP honors twice and leading the Warriors to NBA titles in 2015, 2017 and 2018. He was also inducted into the SoCon Hall of Fame in 2016.

The Southern Conference was back in the national

spotlight in 2018-19, with Furman and Wofford both spending time in the national rankings to give the league multiple ranked teams in the same season for the first time since 1960. Both squads earned their first-ever rankings from the Associated Press that season, with the Terriers riding a 20-game winning streak into the NCAA tournament before picking up a first-round win over Seton Hall, their first in school history in NCAA postseason play. Wofford's Fletcher Magee would set the NCAA Division I career record for 3-pointers made in that first-round win, finishing his career with 509.

In 2019-20, ETSU would go 30-4 overall en route to SoCon regular-season and tournament titles, becoming just the fourth team in league history to reach the 30-win plateau. The Bucs joined the 1945-46 North Carolina (30-5), 1950-51 NC State (30-7) and 2018-19 Wofford (30-5) squads in the exclusive club.

The league's ascent continued in 2020-21, as SoCon squads combined to finish in the RPI and 10th in the NET Rankings. Six of the conference's 10 squads were ranked in the CollegeInsider.com Mid-Major Top 25 for at least three weeks of the season.

Women's basketball competition began in the Southern Conference in 1983-84 with seven teams. In the sport's history, eight schools have won the league's tournament at least once, with Chattanooga winning 18 and Appalachian State owning six titles. UNCG won the 1998 tournament as head coach Lynne Agee – who in 2020 became the first UNCG representative in the SoCon Hall of Fame – became the first coach to take a team to the NCAA tournament in all three divisions. In 2001, Chattanooga head coach Wes Moore became the first coach in NCAA history to take three different teams to the NCAA tournament in all three divisions. After Moore's departure to helm NC State following the 2012-13 season, Chattanooga hired coach Jim Foster, who was inducted into the Women's Basketball Hall of Fame in June 2013.

Since 1984, 10 different teams have claimed at least a share of the regular-season crown. Chattanooga has the most overall titles with 22, nine of them shared. Chattanooga also owns the most outright championships with 13. Mercer won its third SoCon tournament title in four seasons in 2021.

In 2018, Mercer guard Kahlia Lawrence became the only player in SoCon history to win the Player of the Year award three times. Only six others have done it twice: ETSU's DeShawne Blocker (1993 and 1995), Furman's Jackie Smith (1998 and 1999), Chattanooga's Damita Bullock (2000 and 2001), Alex Anderson (2007 and 2008) and Shanara Hollinquest (2009 and 2010) and Davidson's Sophia Aleksandravicius (2012 and 2013).

Other sports

In baseball, Wake Forest advanced to the championship game of the NCAA College World Series in 1949. The Citadel made history in 1990 by becoming the first military school to make an appearance at the College World Series. The Bulldogs were joined that season at the College World Series by future conference member Georgia Southern.

One of the Southern Conference's more famous baseball alums is Duke's Dick Groat. The Blue Devil shortstop, who was also a basketball standout, was the conference's Athlete of the Year in 1951 and 1952. He went on to a 14-year career in the major leagues and was named the National League MVP in 1960 after leading the league with a .325 batting average for the World Series champion Pittsburgh Pirates.

Among Southern Conference alums to grace Major League Baseball fields have been Atlee Hammaker (ETSU), Jeff Montgomery (Marshall), Mike Ramsey (Appalachian State) and Wayne Tolleson (Western Carolina). Other SoCon players to go on to play in the major leagues include third baseman Dallas McPherson (The Citadel), who played for the Anaheim/Los Angeles Angels, the Florida Marlins and

the Chicago White Sox; pitchers Britt Reames (The Citadel) and Ryan Glynn (VMI), who both pitched with the Oakland A's in 2005; Furman's Tom Mastny, a pitcher with the Cleveland Indians (2007); College of Charleston's Graham Godfrey, who pitched for Oakland in 2011 and 2012; Georgia Southern's Everett Teaford, a pitcher with Kansas City from 2011-13; The Citadel's Chris McGuiness, who made his MLB debut with the Texas Rangers in 2013; and Western Carolina's Jared Burton, who played for Cincinnati and Minnesota in a career that spanned seven years (2007-14). The Catamounts' Tyler White, who made his MLB debut with the Houston Astros in April 2016, earned a World Series ring in 2017.

Several other SoCon alumni have played in the majors in the last decade, including College of Charleston's Brett Gardner, who earned a World Series ring with the New York Yankees in 2009, and Michael Kohn (Atlanta Braves); The Citadel's Asher Wojciechowski (Houston Astros); Western Carolina right-handed pitcher Greg Holland, a three-time All-Star who helped the Kansas City Royals to the 2014 AL pennant and their first World Series appearance since 1985, saving Game 3; and Wofford's John Cornely, who debuted with the Atlanta Braves in April 2015. Three SoCon alums made their debuts in 2017: Samford's Phillip Ervin with the Cincinnati Reds, UNCG's Max Povse with the Seattle Mariners and Elon's John Brebbia with the St. Louis Cardinals. Most recently, former UNCG pitcher Andrew Wantz was called up by the Los Angeles Angels in July 2021.

In the summer of 2016, Mercer's Kyle Lewis made league history, becoming the highest-ever SoCon draft pick when he was selected 11th overall by the Seattle Mariners in the MLB First-Year Player Draft. The SoCon's first Golden Spikes Award winner, Lewis was a starter for the All-Star Futures Game in 2018 and made his major league debut on Sept. 10, 2019, with a home run off Trevor Bauer of the Cincinnati Reds. He would go on to be the unanimous winner of the American League Rookie of the Year award in 2020, claiming all 30 first-place votes from the Baseball Writers' Association of America.

Legendary golfer Arnold Palmer competed under the Southern Conference banner as a collegian at Wake Forest. He took medalist honors at the Southern Conference tournament in 1948 and 1949 and was the tournament's runner-up in 1950. Palmer was the medalist at the NCAA Golf Championships in 1949 and 1950. He went on to become one of the most accomplished golfers to play on the professional tour. Palmer won 62 tournaments while competing on the PGA Tour and added 10 more victories as a member of the Senior PGA Tour. A member of the SoCon Hall of Fame, he won eight major championships – four Masters, two British Opens, one U.S. Open and one U.S. Amateur.

Chattanooga's Stephen Jaeger was the 2012



Appalachian State's Mary Jayne Harrelson was the NCAA champion in the 1,500 meters in 1999 and 2001. She was inducted into the SoCon Hall of Fame in 2010.



SOUTHERN CONFERENCE HISTORY

champion at the NCAA Bowling Green Regional and has played in a pair of U.S. Opens, in 2015 and 2017. Chattanooga's Steven Fox won the U.S. Amateur in 2012, going on to play in the 2013 Masters, U.S. Open and Arnold Palmer Invitational, among other PGA Tour events. ETSU's Adrian Meronk represented Europe in the Palmer Cup in 2015 and 2016, becoming the first Polish player to do so, and helped the European side to the title in 2016. He would go on to be the first Polish men's golfer in Olympic history at the 2020 Tokyo Games. Wofford alum William McGirt won the Memorial Tournament in June 2016 for his first PGA Tour win, while Western Carolina's J.T. Poston, a two-time SoCon medalist and now a PGA TOUR member, made his major debut at the U.S. Open in June 2017 and won his first professional tournament in 2019, claiming the Wyndham Championship.

Furman golfer Dottie Pepper was named the Southern Conference Women's Athlete of the Decade in the 1980s and was honored as part of the league's 25th anniversary of women's championships celebration in 2007-08. The Paladins' Brandi Jackson won the NCAA Women's Golf East Regional in the spring of 2003, and Furman's Natalie Srinivasan was named the WGCA PING National Player of the Year and won the ANNIKA Award and the inaugural Juli Inkster Senior Award in 2020. Chattanooga women's golf alumna Christine Wolf represented her native Austria at the Tokyo Olympics.

In track and field, Appalachian State's Mary Jayne Harrelson won NCAA outdoor titles in the 1,500-meter run in 1999 and 2001, while UNCG's Paul Chelimo posted runner-up finishes in the outdoor 5,000 meters in 2012 and 2013. Chelimo won a silver medal for the United States in the 5,000 meters at the Olympic Games in Rio in the summer of 2016 and competed in the event again at the Tokyo Olympics. Samford's Karisa Nelson made history in March 2017, becoming the Bulldogs' first Division I national champion when she won the mile run at the NCAA indoor championships.

Coaches and administrators

The Southern Conference has also been a breeding ground for some of college athletics' most recognized coaches and administrators.



The SoCon's eight FCS national titles, including the 1999 and 2000 championships Georgia Southern won under the leadership of former coach Paul Johnson, are second-most in Division I history.

Legendary basketball coaches Adolph Rupp of Kentucky and Everett Case of NC State both worked the sidelines in the Southern Conference. Rupp guided the Wildcats to a 30-5 mark during the 1931 and 1932 seasons. Yet, for all his coaching accomplishments, Rupp never led Kentucky to a Southern Conference tournament championship. Case mentored the Wolfpack to six consecutive Southern Conference tournament championships from 1947 through 1952.

West Virginia's Fred Schaus, who was named the Southern Conference Coach of the Year four times from 1954-60 and led the Mountaineers to SoCon tournament titles in all six seasons, would go on to

be the first head coach of the Los Angeles Lakers after the team relocated from Minneapolis.

Lefty Driesell coached Davidson to Southern Conference tournament championships in 1966, 1968 and 1969. Driesell also won the league's Coach of the Year award four straight times from 1963-66. Former Georgia Tech coach Bobby Cremins earned league Coach of the Year honors three times in the late '70s and early '80s while at Appalachian State and again in 2010-11 as the head coach at the College of Charleston.

Terry Holland saw his basketball coaching career take off at Davidson when he returned to his alma mater in 1970. Holland was honored as the Southern Conference Coach of the Year for three consecutive seasons from 1970-72 and led the Wildcats to the conference tournament title and an appearance in the NCAA tournament in 1970. J. Dallas Shirley, a member of the Basketball Hall of Fame, spent 21 years as the assistant to the commissioner and supervisor of officials in the Southern Conference. He also served as president of the International Association of Basketball Officials and the United States Olympic Basketball Committee.

The legendary Paul "Bear" Bryant got his coaching start in the Southern Conference as he guided the Maryland Terrapins in 1945. Another famous Southern Conference football coach is the late Frank Howard of Clemson, who guided the Tigers as a league member from 1940-52. The incomparable Howard won 69 Southern Conference games.

The Southern Conference has been represented on the sidelines at seven Super Bowls in the past two and a half decades. Bobby Ross, who piloted the San Diego Chargers to the 1996 Super Bowl, was the head coach at The Citadel from 1973-77. Former Buffalo Bills head coach Marv Levy, who coached the Bills in four Super Bowls, directed former league member William & Mary from 1964-68 and was succeeded there by Lou Holtz. The Carolina Panthers, then owned by Wofford alum Jerry Richardson and with former Wofford athletic director and SoCon commissioner Danny Morrison serving as team president, played in Super Bowl 50.

Significant dates in league history

- Feb. 25-26, 1921: Representatives of Alabama, Auburn, Clemson, Georgia, Georgia Tech, Kentucky, Maryland, Mississippi State, North Carolina, NC State, Tennessee, Virginia, Virginia Tech and Washington & Lee meet in Atlanta, Ga., to form the Southern Intercollegiate Conference.
- Dec. 7-8, 1922: At the league's annual meeting in Washington, D.C., the name of the organization is officially changed to the Southern Conference. S.V. Sanford of Georgia is selected as the conference's first president.
- Dec. 8-10, 1932: At the annual meeting in Knoxville, Tenn., Alabama, Auburn, Florida, Georgia, Georgia Tech, Kentucky, Louisiana State, Mississippi, Mississippi State, University of the South, Tennessee, Tulane and Vanderbilt withdraw to form the Southeastern Conference.
- Dec. 8, 1950: Wallace Wade, who just completed a 16-year term as Duke's head football coach, is named the first commissioner of the Southern Conference. The commissioner's office is opened in Durham, N.C., on Jan. 1, 1951.
- May 8, 1953: Seven members – Clemson, Duke, Maryland, North Carolina, NC State, South Carolina and Wake Forest – withdraw to form the Atlantic Coast Conference.
- Nov. 29, 1980: At the request of the NCAA Basketball Rules Committee, the Southern Conference begins a season-long experiment with a 22-foot 3-point field goal, thus becoming the first conference to employ that rule. Ronnie Carr of Western Carolina makes the first 3-point field goal in college basketball history in a game against Middle Tennessee State.
- Dec. 3-4, 1981: The NCAA, at its fourth special convention in St. Louis, Mo., restructures I-A football. As a result, the Southern Conference's eight Division I-A football playing members are reclassified to Division I-AA.
- June 6, 1983: At a special meeting of the Southern Conference in Myrtle Beach, S.C., the league formalizes women's varsity competition in basketball and volleyball beginning with the 1983-84 season. The executive committee also approves pilot women's championships in tennis and golf for 1983-84.
- Dec. 18-19, 1995: The conference announces that the College of Charleston, University of North Carolina at Greensboro and Wofford College have accepted invitations to join the league.
- July 1, 2003: Elon University officially joins the league. VMI departs to join the Big South.
- July 1, 2008: Samford University officially joins the league.
- July 1, 2014: East Tennessee State University, Mercer University and VMI join the league. Appalachian State, Davidson, Elon and Georgia Southern depart.

#SoConFB

THE SOUTHERN CONFERENCE

Preparing student-athletes for life's challenges since 1921

Academics-Oriented

- The SoCon has consistently ranked in the NCAA's top 10 in the Academic Progress Rate (APR), the NCAA's best indicator of graduation rates.
- Nearly 50 percent of all SoCon student-athletes earn all-academic honors (3.0 GPA or better).

Community-Based

- Our student-athletes have a presence in the community and participate in many local charities, youth and educational initiatives.
- The SoCon and the Asheville-Buncombe Regional Sports Commission support a number of programs aimed at providing individuals and groups in the Western North Carolina area with assistance and allowing them to attend designated sessions of the Ingles SoCon Basketball Championships presented by General Shale Brick free of charge. Community initiatives at the basketball tournaments include: Education Days; the Downtown Dribble and KidsFest presented by Champion Credit Union; SoCon Morning/Afternoon Out; the Teddy Bear Toss; Hometown Heroes Night; and the Wounded Warrior Project.

Competitive Athletics

- SoCon teams are highly competitive regionally and nationally.
- In the past 10 years, football, volleyball, baseball, men's soccer and men's golf have all earned at-large team selections to NCAA postseason tournaments in addition to the league's automatic berths.
- SoCon teams have won eight FCS football titles, second-most in NCAA history.

Diversity

- This is a conference that takes great pride in the diversity of its institutions.
- The SoCon consists of 10 members in six states, including four private institutions and six state institutions, two of which are military colleges.

Geographic Integrity

- The SoCon believes in the value of a geographic footprint that minimizes missed class time and maximizes fan travel to away contests.
- The league extends across six contiguous states but still has a footprint that permits bus trips from one end of the conference to the other.

History & Tradition

- The SoCon is the fifth-oldest Division I conference in America.
- Great coaches and athletes from different eras have competed in the Southern Conference, from Bear Bryant to Lou Holtz, from Sam Huff to Terrell Owens, from Jerry West to Stephen Curry.

Sportsmanship

- For more than 30 years, the SoCon has presented an annual award to the program that displays the finest level of sportsmanship in the conference as voted upon by its peers.

Student-Athlete Experience

- SoCon championships are conducted in a way to provide a memorable and positive experience for all participants.
- Scheduling decisions and tournament bracket formats determined by administrators and coaches consistent-factor in the effect on the individual student-athlete and avoidance of missed class time.



SOCON HALL OF FAME

Southern Conference Hall of Fame Inductees

Class of 2009

Name	School	Sport(s)	Years
Megan Dunigan	Furman	Tennis	1999-02
Dick Groat	Duke	Basketball, Baseball	1949-52
Sam Huff	West Virginia	Football	1952-55
Charlie "Choo Choo" Justice	North Carolina	Football	1946-49
Melissa Morrison Howard	Appalachian State	Track & Field	1989-93
Arnold Palmer	Wake Forest	Golf	1948-50, 53-54
Adrian Peterson	Georgia Southern	Football	1998-01
Frank Selvy	Furman	Basketball	1951-54
Jerry West	West Virginia	Basketball	1956-60
Valorie Whiteside	Appalachian State	Basketball	1984-88

Class of 2010

Everett Case	North Carolina State	Basketball	1946-64
Mary Jayne (Harrelson) Reeves	Appalachian State	Cross Country, Track & Field	1996-2001
Fred Hetzel	Davidson	Basketball	1962-65
"Hot" Rod Hundley	West Virginia	Basketball	1954-57
Banks McFadden	Clemson	Football, Basketball, Track	1937-40
Wallace Wade	Alabama, Duke, SoCon	Football, Administration	1923-60
*J. Dallas Shirley	SoCon	Officiating, Administration	1967-88

Class of 2011

Dexter Coakley	Appalachian State	Football	1993-96
Lefty Driesell	Davidson	Basketball	1960-69
Regina Kirk	Chattanooga	Basketball	1985-88
Robert Neyland	Tennessee	Football	1926-52
Vic Seixas	North Carolina	Tennis	1947-49
Shannon Wommack	Chattanooga	Cross Country, Track & Field	2001-06

Class of 2012

Angie Barker	ETSU	Track & Field	1987-89
Percy Beard	Auburn	Track & Field	1926-29
*Jim Burch	SoCon	Officiating, Administration	1967-2011
Dick Modzelewski	Maryland	Football	1949-52
Paul Scarpa	Furman	Tennis	1967-2011

Class of 2014

Rushia Brown	Furman	Women's Basketball	1990-94
Eddie Cameron	Duke	Men's Basketball, Football	1929-45
Clint Dempsey	Furman	Men's Soccer	2001-03
Jerry Moore	Appalachian State	Football	1989-2012
Charlie Teague	Wake Forest	Baseball	1947-50

Class of 2016

Stephen Curry	Davidson	Men's Basketball	2006-09
Armanti Edwards	Appalachian State	Football	2006-09
Brad Faxon	Furman	Men's Golf	1979-83
Keith "Mister" Jennings	ETSU	Men's Basketball	1987-91
Karen Pelphrey	Marshall	Women's Basketball	1983-86

Class of 2018

Mike Ayers	ETSU/Wofford	Football	1985-2017
Ron Carter	VMI	Men's Basketball	1975-78
Susan Gardner Mayhorn	Western Carolina	Women's Track & Field/Cross Country	1989-93
Chal Port	The Citadel	Baseball	1965-91
*Les Robinson	The Citadel/ETSU	Men's Basketball/Administration	1974-90, 2000-08
Debbie Southern	Furman	Women's Tennis	1985-2015

Class of 2020

Lynne Agee	UNCG	Women's Basketball	1981-2011
Eric Breitenstein	Wofford	Football	2008-12
Terrell Owens	Chattanooga	Football/Men's Basketball/Men's Track & Field	1992-95
Rod Thorn	West Virginia	Men's Basketball/Baseball	1960-63
Wayne Tolleson	Western Carolina	Baseball/Football	1974-78

* - Special contributor

#SoConFB

SOCON HALL OF FAME



The Inaugural Southern Conference Hall of Fame class at the induction ceremony, May 4, 2009: (from left to right) Sam Huff, Megan Dunigan, Valorie Whiteside, Melissa Morrison Howard, Frank Selvy, Barbara Crews (daughter of the late Charlie Justice), Dick Groat, Adrian Peterson and Jerry West. Not pictured: Arnold Palmer.



Wake Forest golf great Arnold Palmer (left) was a member of the inaugural class in 2009.



Davidson's Fred Hetzel (left) received his Hall of Fame plaque from SoCon Commissioner John Iamarino in Hilton Head Island, S.C., on June 1, 2010. Wimbledon and U.S. Open tennis champion Vic Seixas of North Carolina (right) was inducted in 2011.



Furman's Paul Scarpa; East Tennessee State's Angie Barker; SoCon Commissioner John Iamarino, who accepted the honor on behalf of Maryland's Dick Modzelewski; special contributor Jim Burch; and Pat Beard, son of posthumous inductee Percy Beard of Auburn, at the 2012 induction ceremony.



Appalachian State's Jerry Moore (second from left) and Furman's Rushia Brown (far right) were among the five honored in the 2014 class. Duke's Eddie Cameron, whose family accepted the award on his behalf (center), and Wake Forest's Charlie Teague were honored posthumously. Furman's Clint Dempsey was unable to attend the ceremony.

SOCONSPORTS.COM



SOUTHERN CONFERENCE STAFF



JIM SCHAUS COMMISSIONER

Jim Schaus is in his third year at the helm of the Southern Conference in 2021-22. He began his tenure as the ninth commissioner in league history on July 1, 2019.

In his first year in the role, Schaus spearheaded the creation of a new long-term strategic plan for the league and led the effort to partner with JMI Sports to serve as the SoCon's official multimedia rights holder.

Schaus also negotiated the SoCon's entry into the Southeastern Conference's officiating consortiums for both men's basketball and football, moves that allow the member conferences to collaborate on all officiating matters related to recruitment, education and training, scheduling and evaluation of officials.

Also aimed at enhancing the league's men's basketball success, Schaus implemented a new right-size scheduling model designed to bolster the top teams' national profiles and put them in position for better seeding and potential at-large bids into the NCAA tournament.

In addition, Schaus shepherded the league through its response to the COVID-19 pandemic and ensuing sport season cancelations and cost-cutting measures.

In year two of Schaus's tenure, the league began its year-long celebration of its 100th season of competition. It also successfully navigated the COVID pandemic, as every season was completed.

Also in his second year at the helm, Schaus signed historic television contracts with ESPN and CBS Sports, guaranteeing the most linear national coverage the SoCon has ever enjoyed over the next five years. Schaus also successfully negotiated a contract extension to keep the league's basketball tournaments in Asheville, North Carolina, through 2026.

The league continued to flourish on the national landscape in the second year of the Schaus era, with the SoCon finishing ninth in the RPI and 10th in the NET rankings in men's basketball. The SoCon had a pair of football squads finish in the top 25, marking the 38th time in 39 years that multiple league schools finished the season nationally ranked.

A point of pride for Schaus and the league continues to be the SoCon Academic Exchange, a cooperative educational program designed to provide collaborative learning activities and opportunities to benefit students, faculty and staff of the member institutions. Plans are in place for the SAE's inaugural entrepreneurship competition in February 2022, which will join the SoCon Undergraduate Research Forum (SURF) and faculty workshops among the SoCon Academic Exchange's program offerings.

Schaus came to the SoCon after an 11-year run as the director of athletics at Ohio University, where he led the Bobcats to unprecedented levels of success in athletics and academics.



Under Schaus's leadership, Ohio University's football program was bowl eligible in all 11 years, the most in the Mid-American Conference, and participated in 10 bowls in that time. The Bobcats' men's basketball team made a run to the Sweet Sixteen in 2012 and their women's basketball program won three MAC East Division titles in his last five seasons. Ohio University's volleyball team won seven MAC Championships and appeared in five NCAA Regionals during Schaus's tenure, while the baseball and softball teams earned two MAC titles apiece.

In the classroom, Ohio University boasted an impressive graduation rate of 88 percent, and the athletic department's federal graduation rate regularly exceeded that of the general student population. Bobcat student-athletes posted a cumulative grade point average of at least 3.1 in all 11 years of Schaus' tenure.

Prior to his tenure at Ohio University, Schaus served as the athletic director at Wichita State from 1999-2008, where he was named the Division I Central Region AstroTurf AD of the Year in 2007.

With more than 30 years of experience in athletics administration, Schaus has also had stops at Oregon, Cincinnati, Texas-El Paso and Northern Illinois. He also has experience in the NFL, having worked as an intern for the New England Patriots and as the director of marketing for the Washington Redskins, and served as a publicity assistant for the PGA Tour.

Schaus has a familial connection to the Southern Conference, as his father, former Los Angeles Lakers coach Fred Schaus, was the men's basketball coach at West Virginia from 1954-60, earning SoCon Coach of the Year honors four times in that six-year span and still ranking in the top 20 in career wins by a league coach.

Jim Schaus earned his bachelor's degree from Purdue in 1983 and a master's in athletics administration from West Virginia University, where he has been honored as a distinguished alumnus.

Schaus and his wife, Priscilla, have three grown children: Kevin, Diane and Laura.

#SoConFB

SOUTHERN CONFERENCE COMMISSIONERS



Wallace Wade
1951-60



Lloyd Jordan
1960-73



Ken Germann
1974-86



Dave Hart Sr.
1986-91



Wright Waters
1991-98



Alfred White
1998-2001



Danny Morrison
2001-05



John Iamarino
2006-19

Schaus At-A-Glance

HOMETOWN:

West Lafayette, Ind.

EDUCATION:

B.A., Purdue, 1983

M.S., West Virginia, 1987

EXPERIENCE:

Publicity Assistant, LPGA, 1983

Director of Marketing, Washington Redskins, 1983-86

Radio-TV Marketing Assistant, West Virginia, 1986-87

Assistant AD, University of Oregon, 1987-91

Host Creative Communications, 1991-92

Associate AD, Northern Illinois University, 1992-94

Senior Associate AD, University of Cincinnati, 1994-97

Senior Associate AD, University of Texas at El Paso, 1998-99

Director of Athletics, Wichita State University, 1999-08

Director of Athletics, Ohio University, 2008-19

Commissioner, Southern Conference, 2019-present

SOUTHERN CONFERENCE STAFF



Geoff Cabe
Senior Associate
Commissioner



Sue Arakas
Associate
Commissioner



Doug King
Associate Commissioner
for Compliance



Jason Yaman
Associate
Commissioner



Sean Diminick
Assistant Commissioner
for Championships



Phil Perry
Assistant Commissioner
for Media Relations



Paul Lollis
Assistant Commissioner
for Video Productions



Jasmine Washington
Director of
Creative Services



Hannah Bradley
Assistant Director
of Media Relations



Neili Akridge
Executive Assistant
to the Commissioner



Cliff Conway
Championships
Assistant



Lanie Angel
Media Relations
Assistant

SOCONSPORTS.COM

SOUTHERN CONFERENCE STAFF DIRECTORY

702 N. Pine St.; Spartanburg, SC 29303
Administrative FAX 864-591-4282

Office phone 864-591-5100
Media relations FAX 864-591-3448

Position	Name	Email	Extension
Commissioner	Jim Schaus	jschaus@socon.org	
Senior Associate Commissioner	Geoff Cabe	gcabe@socon.org	205
Associate Commissioner	Sue Arakas	sarakas@socon.org	204
Associate Commissioner for Compliance	Doug King	dking@socon.org	203
Associate Commissioner	Jason Yaman	jyaman@socon.org	209
Assistant Commissioner for Championships	Sean Diminick	sdiminick@socon.org	207
Assistant Commissioner for Media Relations	Phil Perry	pperry@socon.org	201
Assistant Commissioner for Video Productions	Paul Lollis	plollis@socon.org	202
Director of Creative Services	Jasmine Washington	jwashington@socon.org	208
Assistant Director of Media Relations	Hannah Bradley	hbradley@socon.org	213
Executive Assistant to the Commissioner	Neili Akridge	nakridge@socon.org	200
Championships Assistant	Cliff Conway	cconway@socon.org	210
Media Relations Assistant	Lanie Angel	langel@socon.org	214



MEDIA RELATIONS



Southern Conference
702 N. Pine St.
Spartanburg, SC 29303
www.SoConSports.com

Press releases

The Southern Conference utilizes email and the league's website (www.SoConSports.com) to distribute information, press releases, notes and statistics. If you wish to be added to the distribution list, please contact a member of the media relations staff.

ESPN

In the fall of 2020, the Southern Conference reached a new six-year agreement with ESPN and ESPN+ through the 2025-26 academic year that features even more conference games across ESPN networks, as well as an increased presence across ESPN Digital platforms. As part of the new pact, there is an increase in SoCon men's basketball regular-season home telecasts that will air on an ESPN network each year, as well as an expanded men's basketball tournament broadcast schedule that will include both the semifinals and championship game over the six years. All other live digital events produced by the SoCon – including football and men's basketball – will stream on ESPN+. In all, an estimated 4,200 SoCon events will be available on ESPN Digital platforms throughout the six-year agreement.

SoCon Players of the Week

Each week, a panel will select an Offensive, Defensive and Special Teams Player of the Week throughout the season. The honorees will be announced each Monday afternoon and will be available on the conference's website (www.SoConSports.com) and by email.

Postseason awards

Following the conclusion of the regular season, two all-conference teams are selected. Voting will be conducted by the league's coaches and the Southern Conference Sports Media Association (SCSMA). Each group selects a first-team and a second-team as well as an Offensive Player of the Year, Defensive Player of the Year, Freshman of the Year and Coach of the Year. The conference coaches also select a recipient of the Jacobs Blocking Trophy, awarded to the top lineman in the conference, as well as an



Phil Perry
Asst. Commissioner for Media Relations
Office: 864-591-5100
Cell: 864-525-5174
Fax: 864-591-3448
pperry@socon.org

Responsibilities:

Administration, Academic Awards, Website, Football, Men's Basketball, Men's and Women's Indoor and Outdoor Track and Field and Men's Lacrosse



Lanie Angel
Media Relations Assistant
Office: 864-591-5100
Cell: 404-539-3698
Fax: 864-591-3448
langel@socon.org

MR contact for:

Men's Soccer, Men's and Women's Cross Country, Rifle, Wrestling, Baseball and Men's Golf



Hannah Bradley
Assistant Director of Media Relations
Office: 864-591-5100
Cell: 803-221-8887
Fax: 864-591-3448
hbradley@socon.org

Responsibilities:

Women's Soccer, Volleyball, Women's Basketball, Men's and Women's Tennis, Softball



Jasmine Washington
Director of Creative Services
Office: 864-591-5100
Cell: 571-449-1677
Fax: 864-591-3448
jwashington@socon.org

MR contact for:

Women's Golf

all-freshman team.

Southern Conference on the Web

Visit the Southern Conference's official website at www.SoConSports.com. Information related to football and the conference's other 20 sports can be found on the site, including up-to-date statistics, standings, weekly releases and game recaps.

Southern Conference Sports Media Association (SCSMA)

The Southern Conference Sports Media Association (SCSMA) is an independent organization of conference sportswriters, sportscasters and media relations staff who further the institutions that comprise

the Southern Conference. The organization annually selects and recognizes all-conference football, men's and women's basketball and baseball teams as well as coach of the year, player of the year and freshman of the year awards for those sports. The organization also works toward the best interests of its members to increase knowledge and prestige of the league.

SoCon Football Media Relations Directory

School	Website	Media Relations	Email	Office Phone	Press Box Phone
The Citadel	CitadelSports.com	John Brush	jbrush@citadel.edu	843-953-6795	843-953-9957
ETSU	ETSUBucs.com	David Fox	foxdh1@mail.etsu.edu	423-439-5263	423-767-3607
Furman	FurmanPaladins.com	Hunter Reid	hunter.reid@furman.edu	864-294-2061	864-294-3066
Mercer	MercerBears.com	Kraig Doremus (interim)	doremus_kj@mercer.edu	478-301-5219	478-943-4355
Samford	SamfordSports.com	Joey Mullins	jmmull1@samford.edu	205-726-2799	205-726-2143
Chattanooga	GoMocs.com	Jim Horten	james-horten@utc.edu	423-425-2350	423-757-9322
VMI	VMIKeydets.com	Wade Branner	brannerwh@vmi.edu	540-464-7515	540-464-7834
Western Carolina	CatamountSports.com	Daniel Hooker	dhooker@email.wcu.edu	828-227-2339	828-227-2116
Wofford	WoffordTerriers.com	Brent Williamson	williamsondb@wofford.edu	864-597-4093	864-597-4487
SoCon	SoConSports.com	Phil Perry	pperry@socon.org	864-591-5100	



CREATORS CLUB

JOIN THE CLUB. GET REWARDED.

On the field, court, or campus, your creativity is our inspiration; the adidas Creators Club is the membership program that unlocks the best of adidas. Join the community today, start earning points and get rewarded.

Become a member today, checkout adidas.com/CreatorsClub





THE CITADEL

BRENT THOMPSON HEAD COACH

Alma mater (year):.....Norwich (1998)
Hometown:.....Poughkeepsie, N.Y.
Career record (years):.....28-30 (5)
School record (years):..... Same
SoCon record (years):.....21-19 (5)
FCS Playoff appearances:.....1



THOMPSON'S YEAR-BY-YEAR RECORD

Year	School	SoCon	Overall
2016	The Citadel	8-0 (1st)	10-2
2017	The Citadel	3-5 (t-6th)	5-6
2018	The Citadel	4-4 (t-5th)	5-6
2019	The Citadel	4-4 (t-4th)	6-6
2020-21	The Citadel	2-6 (7th)	2-10
Career (5)		21-19 (.525)	28-30 (.483)

2021 COACHING STAFF

Lou Conte.....Offensive coordinator/quarterbacks/B-backs
 Tony Grantham.....Defensive coordinator/defensive backs
 Turner West.....Special teams coordinator/recruiting
 Ron Boyd..... Offensive line
 Orland Mitjans Jr..... Cornerbacks
 Brian Rucker..... Wide receivers
 John Ward..... Inside linebackers/academic coordinator
 Kevin Weston..... Outside linebackers
 Tom Simi..... Offensive tackles/tight ends
 Liam Smith..... Defensive line

2020-21 ROSTER

#SoConFB

No.	Name	Pos.	Ht.	Wt.	Cl.	Hometown/Previous school	No.	Name	Pos.	Ht.	Wt.	Cl.	Hometown/Previous school
0	Javonte Middleton	CB	6-0	180	R-So.	Savannah, Ga./H.V. Jenkins	63	Ian Adams	OL	6-3	285	Fr.	Hendersonville, N.C./Christ School
1	Jaylan Adams	QB	5-10	165	R-So.	Johnson City, Tenn./Science Hill	64	Garrett Bonneville	OL	6-3	260	Fr.	Bluffton, S.C./May River Academy
2	Andy Davis	LB	6-0	200	So.	Canon, Ga./Creekview	65	Johnathan Toole	OL	6-1	287	R-So.	Spring, Texas/Klein Collins
3	Darique Hampton	QB	5-10	162	R-So.	Goose Creek, S.C./Goose Creek	66	Jordan Marks	DL	5-10	280	Fr.	Alpharetta, Ga./Centennial
4	Thomas Wyatt	LB	6-2	205	R-Fr.	McKeesport, Pa./McKeesport	67	Connor Nickles	OL	5-11	255	Fr.	Abbeville, S.C./Abbeville
5	Clay Harris	B-Back	6-0	203	Jr.	Atlanta, Ga./Norcross	68	Davis Sutherland	OL	6-2	320	Fr.	Abbeville, S.C./Abbeville
6	Hasan Black	DL	6-2	225	So.	Wyoming, Ohio/Wyoming	69	Phillip Collins	DL	5-11	265	Fr.	Aiken, S.C./Aiken
7	Destin Mack	DB	6-0	190	Jr.	Macon, Ga./Tattnall Square	70	Zach Blanchard	OL	6-2	285	Fr.	Clover, S.C./Clover
8	Keyonte Sessions	A-Back	5-8	190	Sr.	Myrtle Beach, S.C./Myrtle Beach	71	Cameron Moewe	OL	6-4	250	Fr.	Jacksonville, Fla./Bishop Kenny
9	Willie Eubanks III	LB	6-2	230	Sr.	Augusta, Ga./Laney	72	Dalton Owens	DL	6-2	295	R-Jr.	Monroe, Ga./Prince Avenue Christian
10	Anthony Britton Jr.	LB	6-2	230	So.	Stockbridge, Ga./Eagles Landing	73	Ben Brockington	OL	6-1	278	R-Fr.	Orangeburg, S.C./Orangeburg-Wilkinson
11	Parrish Gordon	DB	6-0	208	Gr.	Richmond, Va./Benedictine	74	Ethan Goyette	OL	6-3	245	Fr.	Stafford, Va./Mountain View
12	Ryan McCarthy	WR	6-3	200	R-Jr.	Cumming, Ga./Pinecrest Academy	75	Hi'keem Elmore	DL	5-10	265	R-Fr.	Orangeburg, S.C./Edisto
13	Cole Owens	WR	5-11	175	R-Jr.	Irmo, S.C./Chapin	76	Cole England	OL	6-4	245	Fr.	Laurens, S.C./Laurens
14	Steffin Gadsen	DB	5-11	170	Fr.	Bluffton, S.C./May River Academy	77	Macon Floyd	OL	6-0	260	Fr.	Chapin, S.C./Ben Lippen
15	Ahmad Green	QB	5-10	175	Fr.	Bluffton, S.C./May River Academy	78	Bryson Peppers	OL	6-1	250	Fr.	Greenwood, S.C./Greenwood
16	Varney Farhnbullah	QB	6-1	192	Fr.	Concord, N.C./Cox Mill	79	Job Lawson	DL	6-2	220	R-Fr.	Spartanburg, S.C./Broome
17	Chris Beverly	DB	5-10	181	Jr.	Tallahassee, Fla./Wakulla	80	Landon Owens	WR	6-2	195	Fr.	Monroe, Ga./Prince Avenue Christian
18	Graeson Underwood	QB	6-0	225	Fr.	Irmo, S.C./Dutch Fork	81	Carter Moody	WR	5-9	180	Jr.	Oklahoma City, Okla./Bishop McGuinness
19	Jay Graves-Billips	A-Back	5-11	185	Fr.	Mobile, Ala./St. Paul's Episcopal	82	Daniel Hollister	TE	6-5	230	R-So.	Charleston, S.C./Bishop England
20	Michael McDowell	DL	6-1	215	R-Fr.	Boiling Springs, S.C./Boiling Springs	83	Tyson Trotter	WR	6-3	195	Fr.	Lexington, S.C./River Bluff
21	Caleb Deveaux	DB	6-1	213	R-So.	Waxhaw, N.C./Marvin Ridge	84	Dylan Snyder	TE	6-4	235	Fr.	Florence, S.C./West Florence
22	Raleigh Webb	WR	6-2	213	Sr.	Acworth, Ga./Allatoona	85	Steele Judy	LS	5-9	215	R-Fr.	Moncks Corner, S.C./Berkeley
23	Logan Billings	B-Back	6-0	200	So.	Spartanburg, S.C./Boiling Springs	86	Summie Carlay	TE	6-5	295	Gr.	Laurens, S.C./Laurens
24	Wilson Hendricks III	DB	6-1	200	Fr.	Travelers Rest, S.C./Travelers Rest	87	Chris Iverson	DL	6-0	285	Fr.	Richmond, Va./Life Christian Academy
25	Noah Alberry	DB	5-11	175	Fr.	Spartanburg, S.C./Dorman	88	Tyler Cherry	WR	6-1	195	Fr.	Piedmont, S.C./Wren
26	Braden Walker	B-Back	6-0	195	Fr.	Lexington, S.C./River Bluff	89	Ben Steele	P	5-8	155	Fr.	Wake Forest, N.C./Carolina-Heritage
27	Cooper Wallace	A-Back	5-10	195	R-Fr.	Florence, S.C./West Florence	90	Matt Campbell	P	6-1	227	Jr.	Dacula, Ga./Mill Creek
28	Nkem Njoku	A-Back	5-10	195	Jr.	Hampton, Ga./St. Pius X Catholic	91	Robert DeMarre	DL	5-11	205	R-Jr.	Lexington, S.C./River Bluff
29	Rhyan Ayers	DB	5-9	173	Jr.	Camden, S.C./Camden	92	KJ Pierce	DL	6-1	310	Fr.	Concord, N.C./Northwest Cabarrus
30	Anthony Bowen	DB	6-2	170	Fr.	Winston-Salem, N.C./Oak Grove	93	Mikey Blandin	LB	6-2	220	Fr.	North Charleston, S.C./First Baptist
31	Dominick Poole	DB	5-11	175	Fr.	Randleman, N.C./Randleman	94	Carson Hatchett	DL	6-3	260	Fr.	Blountstown, Fla./Blountstown
32	Emeka Nwanze	B-Back	6-0	215	R-So.	John's Creek, Ga./Centennial	95	Mac Johnson	DL	6-2	210	Fr.	Irmo, S.C./Ben Lippen
33	Tyler Long	DB	6-0	195	R-Fr.	St. Petersburg, Fla./St. Petersburg	96	Andrew Lewis	LB	6-5	195	Fr.	Ponte Vedra Beach, Fla./Ponte Vedra
34	Sam Llewellyn	B-Back	5-11	199	R-So.	Fort Lauderdale, Fla./St. Thomas Aquinas	97	Chris Iversen	DL	6-0	228	R-Fr.	Laurens, S.C./Laurens
35	Keefe White	A-Back	5-11	190	R-So.	Montgomery, Ala./Montgomery Academy	98	John Hewlett	DL	6-0	260	Fr.	Beaufort, S.C./Thomas Heyward Academy
36	Joe Douglas	A-Back	6-2	200	Jr.	Augusta, Ga./Aquinas	99	Jay Smith	DL	6-1	270	Jr.	Charleston, S.C./West Ashley
37	A.J. Traylor	DB	6-2	175	Fr.	LaGrange, Ga./LaGrange		Colby Kintner	K	6-2	210	Fr.	Widener, Fla./Olympia
38	Hayden Johnson	LB	5-11	185	Fr.	York, S.C./Clover		Elijah Bass	LB	6-0	220	Fr.	Stafford, Va./Colonial Forge
39	Melvin Ravenel	DB	6-3	175	Fr.	Goose Creek, S.C./Goose Creek		Drew Beard	DB	5-9	160	Fr.	Camden, S.C./Camden
40	Hayden Williamson	TE	6-1	210	R-Fr.	Okinawa, Japan/Kubasaki		Nai/Ryan Bookert	WR	6-3	206	Fr.	Moncks Corner, S.C./St. John's Christian Academy
41	Kyler Estes	LB	6-2	220	Jr.	Tallahassee, Fla./North Florida Christian		Brendan Bowersox	DL	6-0	215	R-Fr.	Beaufort, S.C./Beaufort
42	Nate Thomas	A-Back	5-8	175	Jr.	Easley, S.C./Pickens		Austin Brown	DB	5-11	160	Fr.	Lake City, S.C./The Carolina Academy
43	Logan Braucht	B-Back	6-2	212	R-Fr.	Waycross, Ga./Ware County		Marshall Brown	DB	5-10	175	Fr.	Florence, S.C./West Florence
44	Brian Horn	LB	6-1	195	Jr.	Columbia, S.C./Westwood		Damian Crowsan	WR	6-0	155	Jr.	Tallahassee, Fla./Maday
45	Nathan Storch	B-Back	6-0	230	Fr.	Spartanburg, S.C./Dorman		Jackson Dorris	LB	6-1	200	Fr.	Simpsonville, S.C./Southside Christian
46	Jay Lagroon	LB	6-3	200	R-Fr.	Anderson, S.C./T.L. Hanna		Kolbi Ferguson	B-Back	5-11	225	Fr.	Lincolnton, Ga./Mars Hill
47	Saul Diaz	LB	6-3	210	Fr.	Blythewood, S.C./Hammond		Dalton Hayes	OL	6-3	260	Fr.	Ridgeland, S.C./Thomas Heyward Academy
48	Marquise Blount	LB	6-3	240	Jr.	Charlotte, N.C./Vance		Ethan June	DL	6-3	255	Fr.	Hilton Head, S.C./Hilton Head Christian Academy
49	Palmer Stour	LB	6-0	225	Jr.	Six Mile, S.C./D.W. Daniel		Zion Lindsey	LB	5-11	190	Fr.	Campobello, S.C./Dorman
50	Jeremiah Foster	LB	5-11	238	Fr.	Gaffney, S.C./Blacksburg		Dylan Lyda	DB	5-10	192	Fr.	Easley, S.C./Easley
51	Jon Barrett Lewis	OL	6-2	295	R-Jr.	Lenoir, N.C./Hibriten		Skyler Mack	LB	6-1	210	Fr.	Orangeburg, S.C./Spring Valley
52	Tereis Drayton	OL	6-2	280	R-Fr.	Charleston, S.C./James Island		Colton Mason	B-Back	6-0	208	Fr.	Gilbert, S.C./Gilbert
53	Haden Haas	OL	6-3	290	R-Jr.	Cuero, Texas/Cuero		Walker Merritt	OL	6-2	270	Fr.	Powdersville, S.C./Powdersville
54	Bryson Jones	OL	6-1	265	Fr.	Greenwood, S.C./Emerald		Andrew Oliver	DB	6-0	210	Fr.	Lake Oswego, Ore./Lakeridge
55	Ronald Prince	OL	6-2	280	R-So.	Valhalla, N.Y./Archbishop Stepinac		John Parker	A-Back	5-8	175	Fr.	Ponte Vedra, Fla./Ponte Vedra
56	Mike Bartilucci	OL	6-1	280	Fr.	Jacksonville, Fla./Fletcher		Joseph Poole	DB	6-2	175	Fr.	Easley, S.C./St. Joseph's Catholic
57	Jackson Watson	LB	6-1	210	R-Fr.	Charleston, S.C./First Baptist		Will Ramey	WR	6-1	175	Fr.	Charleston, S.C./Philip Simmons
58	Je'Mazin Roberts	LB	6-2	240	Fr.	Milledgeville, Ga./John Milledge Academy		Miles Scott	LB	6-1	205	Fr.	Greenville, S.C./Eastside
59	Bradley Peery	DL	6-4	300	R-So.	Greenville, S.C./Wade Hampton		Alex Shirley	LS	6-0	215	Fr.	Greenville, S.C./Eastside
60	Billy Avant	OL	6-1	318	Fr.	Columbia, S.C./AC Flora		Sevaughn Washington	DB	5-10	160	Fr.	Charleston, S.C./First Baptist
61	Trey Gable	LS	5-10	200	R-So.	Greenwood, S.C./Greenwood		Jeffrey Wood	B-Back	5-11	225	Jr.	Atlanta, Ga./North Atlanta



THE CITADEL BULLDOGS

Basic information

Location:Charleston, S.C.
 Founded:1842
 Enrollment:3,767
 Nickname:Bulldogs
 Colors:Citadel Blue and White
 President:Gen. Glenn M. Walters
 Dir. of athletics:Mike Capaccio
 Stadium:Johnson Hagood Stadium
 Capacity:11,332

Media relations

Football contact: John Brush
 Email:jbrush@citadel.edu
 Office:843-953-6795
 Cell:270-293-0590
 Press box phone:843-953-9957
 Website:CitadelSports.com

Team information

2020-21 record:2-10
 SoCon record:2-6 (7th)
 Home:1-4
 Away:1-6
 Lettermen returning/lost:47/2
 Off. starters returning/lost:13/1
 Def. starters returning/lost:12/0
 Specialists returning/lost:3/0
 Basic offense:Triple option
 Basic defense:Multiple



John Brush
Football SID

SoCon titles (4)

1961, 1992, 2015, 2016

FCS Playoff appearances (5)

1988, 1990, 1992, 2015, 2016



CITADEL LINEBACKER WILLIE EUBANKS III



**CITADEL PUNTER
MATT CAMPBELL**


2021 SCHEDULE

Sept. 2 (7 p.m.) at Coastal Carolina (ESPN+)		Oct. 23 (2 p.m.) Western Carolina* (ESPN+)	
Sept. 11 (2 p.m.) Charleston Southern (Nexstar/ESPN+)		Oct. 30 (2 p.m.) Mercer* (ESPN+)	
Sept. 18 (6 p.m.) North Greenville (ESPN+)		Nov. 6 (3 p.m.) at Samford* (ESPN+)	
Oct. 2 (2 p.m.) VMI* (Nexstar/ESPN+)		Nov. 13 (2 p.m.) Wofford* (ESPN+)	
Oct. 9 (4:30 p.m.) at ETSU* (Nexstar/ESPN+)		Nov. 20 (1:30 p.m.) at Chattanooga* (ESPN+)	
Oct. 16 (6 p.m.) at Furman* (ESPN+)			

* Southern Conference game



THE CITADEL



2020-21 TEAM STATISTICS

TEAM STATISTICS	CIT	OPP
SCORING	194	360
Points Per Game	16.2	30.0
FIRST DOWNS	204	206
Rushing	159	99
Passing	26	90
Penalty	19	17
RUSHING YARDAGE	2903	2063
Yards gained rushing	3225	2296
Yards lost rushing	322	233
Rushing Attempts	721	437
Average Per Rush	4.0	4.7
Yards Per Game	241.9	171.9
TDs Rushing	19	20
PASSING YARDAGE	593	2237
Comp-Att-Int	40-116-8	164-272-8
Average Per Pass	5.1	8.2
Average Per Catch	14.8	13.6
Average Per Game	49.4	186.4
TDs Passing	5	23
TOTAL OFFENSE	3496	4300
Total Plays	837	709
Average Per Play	4.2	6.1
Average Per Game	291.3	358.3
KICK RETURNS: #-Yards	24-439	21-375
PUNT RETURNS: #-Yards	11-46	19-163
INT RETURNS: #-Yards	8-74	8-82
KICK RETURN AVERAGE	18.3	17.9
PUNT RETURN AVERAGE	4.2	8.6
INT RETURN AVERAGE	9.2	10.2
FUMBLES-LOST	32-18	15-6
PENALTIES-Yards	80-673	71-577
Average Per Game	56.1	48.1
PUNTS-Yards	57-2376	41-1619
Average Per Punt	41.7	39.5
Net punt average	37.1	35.4
TIME OF POSSESSION/Game	34:29	25:31
3RD-DOWN Conversions	76/192	60/146
3rd-Down Pct	40%	41%
4TH-DOWN Conversions	26/42	9/25
4th-Down Pct	62%	36%
SACKS BY-Yards	16-97	23-117
MISC YARDS	-8	0
TOUCHDOWNS SCORED	26	49
FIELD GOALS-ATTEMPTS	5-14	6-11
ON-SIDE KICKS	1-2	0-0
RED-ZONE SCORES	(20-26) 77%	(31-38) 82%
RED-ZONE TOUCHDOWNS	(17-26) 65%	(27-38) 71%
PAT-ATTEMPTS	(19-22) 86%	(46-48) 96%
ATTENDANCE	14993	32414
Games/Avg Per Game	5/2999	7/4631

SCORE BY QUARTERS

	1st	2nd	3rd	4th	OT	Total
The Citadel	39	48	35	65	7	194
Opponents	121	137	45	49	8	360

2020-21 INDIVIDUAL STATISTICS

RUSHING	GP	Att	Gain	Loss	Net	Avg	TD	Long	Avg/G
Jaylan Adams	11	179	896	139	757	4.2	9	43	68.8
Nathan Storch	7	143	537	1	536	3.7	1	64	76.6
Cooper Wallace	12	84	479	56	423	5.0	2	73	35.2
Clay Harris	6	61	266	2	264	4.3	2	45	44.0
Emeka Nwanze	4	43	160	2	158	3.7	0	16	39.5
Keefe White	4	24	159	8	151	6.3	0	27	37.8
Nkem Njoku	7	35	160	9	151	4.3	1	32	21.6
Brandon Rainey	4	59	187	50	137	2.3	1	15	34.2
Darique Hampton	5	38	145	26	119	3.1	2	13	23.8
Raleigh Webb	12	15	120	4	116	7.7	0	41	9.7
Logan Braucht	8	13	37	2	35	2.7	0	5	4.4
Keyonte Sessions	3	7	37	2	35	5.0	0	15	11.7
Sam Llewellyn	6	8	25	2	23	2.9	1	8	3.8
Braden Walker	4	3	10	0	10	3.3	0	6	2.5
Donnie Brechtel III	2	4	7	0	7	1.8	0	3	3.5
TEAM	6	5	0	19	-19	-3.8	0	0	-3.2
Total.....	12	721	3225	322	2903	4.0	19	73	241.9
Opponents.....	12	437	2296	233	2063	4.7	20	67	171.9

PASSING	GP	Effic	Comp-Att-Int	Pct	Yards	TD	Long	Avg/G
Jaylan Adams	11	91.67	24-56-3	42.9	279	3	44	25.4
Brandon Rainey	4	53.10	9-41-4	22.0	208	1	50	52.0
Darique Hampton	5	76.54	6-17-1	35.3	68	1	25	13.6
Raleigh Webb	12	419.20	1-1-0	100.0	38	0	38	3.2
Cooper Wallace	12	0.00	0-1-0	0.0	0	0	0	0.0
Total.....	12	77.86	40-116-8	34.5	593	5	50	49.4
Opponents.....	12	151.40	164-272-8	60.3	2237	23	75	186.4

RECEIVING	G	No.	Yds	Avg	TD	Lg	Avg/G
Raleigh Webb	12	17	282	16.6	4	50	23.5
Cole Owens	9	7	80	11.4	1	33	8.9
Ryan McCarthy	4	4	90	22.5	0	28	22.5
Cooper Wallace	12	4	19	4.8	0	10	1.6
Nkem Njoku	7	3	30	10.0	0	17	4.3
Keefe White	4	2	40	20.0	0	23	10.0
Sam Llewellyn	6	1	31	31.0	0	31	5.2
Keyonte Sessions	3	1	16	16.0	0	16	5.3
Darique Hampton	5	1	5	5.0	0	5	1.0
Total.....	12	40	593	14.8	5	50	49.4
Opponents.....	12	164	2237	13.6	23	75	186.4

PUNT RETURNS	No.	Yards	Avg	TD	Long
Dominick Poole	5	10	2.0	0	2
Carter Moody	3	7	2.3	0	4
Parrish Gordon	1	0	0.0	0	0
Destin Mack	1	8	8.0	0	8
Kyler Estes	1	21	21.0	0	0
Hayden Johnson	0	0	0.0	1	0
Total.....	11	46	4.2	1	8
Opponents.....	19	163	8.6	1	44

INTERCEPTIONS	No.	Yards	Avg	TD	Long
Andy Davis	3	3	1.0	0	3
Jay Smith	2	49	24.5	1	31
Javonte Middleton	1	22	22.0	0	22
Wilson Hendricks III	1	0	0.0	0	0
Parrish Gordon	1	0	0.0	0	0
Total.....	8	74	9.2	1	31
Opponents.....	8	82	10.2	0	31

KICK RETURNS	No.	Yards	Avg	TD	Long
Cooper Wallace	11	235	21.4	0	38
Jaylan Adams	8	163	20.4	0	35
Raleigh Webb	2	21	10.5	0	16
Kyler Estes	1	6	6.0	0	6
Destin Mack	1	2	2.0	0	0
Dominick Poole	1	12	12.0	0	12
Total.....	24	439	18.3	0	38
Opponents.....	21	375	17.9	1	45

TACKLES	GP	Solo	Ast	Total	TFL/Yds	Sacks/Yds
Anthony Britton Jr.	10	51	49	100	7.0-20	2.5-15
Willie Eubanks III	8	41	29	70	6.0-33	2.0-23
Marquise Blount	12	31	31	62	8.5-41	4.0-24
Andy Davis	11	22	30	52	1.0-1	.
Parrish Gordon	12	30	17	47	0.5-1	.
Brian Horn	12	19	26	45	4.5-22	1.0-10
x-Sean-Thomas Faulkner	5	23	17	40	4.0-5	.
Carson Hatchett	8	16	23	39	6.5-22	1.0-8
Destin Mack	11	24	13	37	1.0-1	.
Jay Smith	11	12	17	29	2.0-3	.

ALL PURPOSE	GP	Rush	Rcv	PR	KR	IR	Total	Avg/G
Jaylan Adams	11	757	0	0	163	0	920	83.6
Cooper Wallace	12	423	19	0	235	0	677	56.4
Nathan Storch	7	536	0	0	0	0	536	76.6
Raleigh Webb	12	116	282	0	21	0	419	34.9
Clay Harris	6	264	0	0	0	0	264	44.0
Total.....	12	2903	593	46	439	74	4055	337.9
Opponents.....	12	2063	2237	163	375	82	4920	410.0

FIELD GOALS	Made-Att	Pct	01-19	20-29	30-39	40-49	50-99	Long	Blkd
Colby Kintner	5-14	35.7	0-0	0-0	2-5	3-8	0-1	46	1

Total.....	12	386	368	754	59-201	16-97
Opponents.....	12	473	548	1021	76.0-255	23-117

SCORING	TD	FGs	-----PATs-----				Pass	DXP	Saf	Pts
			Kick	Rush	Rcv	0-0				
Jaylan Adams	9	0-0	0-0	1-1	0	0-1	0	0	56	
Colby Kintner	0	5-14	19-22	0-0	0	0-0	0	0	34	
Raleigh Webb	4	0-0	0-0	0-0	0	0-0	0	0	24	
Cooper Wallace	2	0-0	0-0	1-1	0	0-0	0	0	14	
Clay Harris	2	0-0	0-0	0-0	0	0-0	0	0	12	
Darique Hampton	2	0-0	0-0	0-0	0	0-0	0	0	12	
Nkem Njoku	1	0-0	0-0	0-1	0	0-0	0	0	6	
Nathan Storch	1	0-0	0-0	0-0	0	0-0	0	0	6	
Cole Owens	1	0-0	0-0	0-0	0	0-0	0	0	6	
Sam Llewellyn	1	0-0	0-0	0-0	0	0-0	0	0	6	
Hayden Johnson	1	0-0	0-0	0-0	0	0-0	0	0	6	
Jay Smith	1	0-0	0-0	0-0	0	0-0	0	0	6	
Brandon Rainey	1	0-0	0-0	0-0	0	0-0	0	0	6	
Total.....	26	5-14	19-22	2-3	0	0-1	0	0	194	
Opponents.....	49	6-11	46-48	0-0	1	1-1	0	0	360	

TOTAL OFFENSE	GP	Plays	Rush	Pass	Total	Avg/G
Jaylan Adams	11	235	757	279	1036	94.2
Nathan Storch	7	143	536	0	536	76.6
Cooper Wallace	12	85	423	0	423	35.2
Brandon Rainey	4	100	137	208	345	86.2
Clay Harris	6	61	264	0	264	44.0
Darique Hampton	5	55	119	68	187	37.4
Emeka Nwanze	4	43	158	0	158	39.5
Raleigh Webb	12	16	116	38	154	12.8
Nkem Njoku	7	35	151	0	151	21.6
Keefe White	4	24	151	0	151	37.8
Keyonte Sessions	3	7	35	0	35	11.7
Logan Braucht	8	13	35	0	35	4.4
Sam Llewellyn	6	8	23	0	23	3.8
Braden Walker	4	3	10	0	10	2.5
Donnie Brechtel III	2	4	7	0	7	3.5
TEAM	6	5	-19	0	-19	-3.2
Total.....	12	837	2903	593	3496	291.3
Opponents.....	12	709	2063	2237	4300	358.3

PUNTING	No.	Yds	Avg	Long	TB	FC	I20	Blkd
Matt Campbell	54	2244	41.6	62	5	19	17	0
Ben Steele	3	132	44.0	48	0	2	0	0
Total.....	57	2376	41.7	62	5	21	17	0
Opponents.....	41	1619	39.5	59	6	15	12	1

KICKOFFS	No.	Yds	Avg	TB	OB	Retn	Net	YdLn
Colby Kintner	20	1047	52.3	3	1			
Matt Campbell	19	958	50.4	3	3			
Total.....	39	2005	51.4	6	4	375	38.7	26
Opponents.....	65	3742	57.6	25	5	439	43.1	21

#SoConFB



2020-21 RESULTS (2-10, 2-6 SOCON; 7TH)

Date	Opponent	W/L	Score	Attendance
Sept. 12	at South Florida	L	6-27	0
Sept. 19	at #1 Clemson	L	0-49	18,609
Sept. 26	EASTERN KENTUCKY	L	14-37	3,081
Oct. 10	at Army	L	9-14	5,344
Feb. 27	at Mercer*	L	28-42	3,372
March 6	#18 CHATTANOOGA*	L (OT)	24-25	3,108
March 13	at Western Carolina*	L	14-21	980
March 20	ETSU*	L	21-28	2,642
March 27	SAMFORD*	L	7-55	3,081
April 3	at Wofford*	W	28-24	1,109
April 10	FURMAN*	W	26-7	3,081
April 17	at #15 VMI*	L	17-31	3,000

* Southern Conference game

2020-21 TEAM GAME-BY-GAME

Date	Opponent	Rushing				Receiving				Passing				Kick returns				Punt returns				Total off
		No.	Yds	TD	Lg	No.	Yds	TD	Lg	Cmp-Att-Int	Yds	TD	Lg	No	Yds	TD	Lg	No	Yds	TD	Lg	
Sept. 12	at South Florida	54	200	0	41	4	84	0	34	4-18-1	84	0	34	3	60	0	23	2	8	0	2	284
Sept. 19	at Clemson	48	86	0	17	3	76	0	38	3-11-0	76	0	38	1	16	0	16	0	0	0	0	162
Sept. 26	EASTERN KENTUCKY	67	347	1	27	2	36	1	28	2-10-1	36	1	28	3	59	0	35	2	2	0	2	383
Oct. 10	at Army	46	148	1	22	4	70	0	50	4-9-2	70	0	50	2	40	0	21	1	0	0	0	218
Feb. 27	at Mercer	58	338	3	73	9	75	1	18	9-15-1	75	1	18	6	84	0	22	1	8	0	8	413
March 6	CHATTANOOGA	66	203	2	21	3	27	1	11	3-6-0	27	1	11	0	0	0	0	0	0	0	0	230
March 13	at Western Carolina	68	305	2	21	3	36	0	17	3-11-0	36	0	17	2	21	0	16	0	0	0	0	341
March 20	ETSU	59	138	3	17	6	98	0	44	6-12-1	98	0	44	0	0	0	0	4	7	0	4	236
March 27	SAMFORD	72	309	0	34	2	21	1	25	2-8-1	21	1	25	0	0	0	0	0	0	0	0	330
April 3	at Wofford	48	272	3	64	2	54	1	31	2-5-1	54	1	31	4	101	0	38	0	0	0	0	326
April 10	FURMAN	70	286	2	43	0	0	0	0	0-3-0	0	0	0	0	0	0	0	1	21	1	0	286
April 17	at VMI	65	271	2	32	2	16	0	8	2-8-0	16	0	8	3	58	0	23	0	0	0	0	287
Totals		721	2903	19	73	40	593	5	50	40-116-8	593	5	50	24	439	0	38	11	46	1	8	3496
Opponent		437	2063	20	67	164	2237	23	75	164-272-8	2237	23	75	21	375	1	45	19	163	1	44	4300

Games played: 12
 Avg per rush: 4.0
 Avg per catch: 14.8
 Pass efficiency: 77.86
 Kick ret avg: 18.3
 Punt ret avg: 4.2
 All purpose avg/game: 337.9
 Total offense avg/gm: 291.3

Date	Opponent	Tackles			TFL-Yds	Sacks		Fumble		Pass defense			Blkd Kick	PAT attempts				Pts		
		Solo	Ast	Total		No-Yds	FF	FR-Yds	Int-Yds	QBH	Brk	Att-Mad		Run	Rcv	Saf				
Sept. 12	at South Florida	52	4	56	11.0-38	3.0-15	0	0-0	0-0	0	1	0	0-0	0	0	0	0	0	0	6
Sept. 19	at Clemson	38	24	62	4.0-14	1.0-9	3	1-0	0-0	0	1	0	0-0	0	0	0	0	0	0	0
Sept. 26	EASTERN KENTUCKY	25	48	73	5.0-26	2.0-22	0	0-0	0-0	2	4	0	2-2	0	0	0	0	0	14	
Oct. 10	at Army	35	40	75	5.0-22	1.0-13	0	0-0	2-18	0	1	0	0-0	0	0	0	0	0	9	
Feb. 27	at Mercer	18	38	56	4.0-18	1.0-10	0	0-0	0-0	1	3	0	3-2	1	0	0	0	0	28	
March 6	CHATTANOOGA	27	28	55	3.0-16	2.0-14	1	1-0	1-0	0	4	0	3-3	0	0	0	0	0	24	
March 13	at Western Carolina	31	34	65	1.0-2	1.0-2	1	0-0	0-0	0	2	0	1-0	1	0	0	0	0	14	
March 20	ETSU	19	44	63	4.0-9	0.0-0	0	1-3	1-0	1	2	0	3-3	0	0	0	0	0	21	
March 27	SAMFORD	37	30	67	6.0-13	0.0-0	0	0-0	1-3	6	2	0	1-1	0	0	0	0	0	7	
April 3	at Wofford	46	22	68	9.0-26	1.0-7	1	1-0	1-22	0	0	0	4-4	0	0	0	0	0	28	
April 10	FURMAN	25	22	47	5.0-13	1.0-8	0	1-0	2-31	3	7	1	3-2	0	0	0	0	0	26	
April 17	at VMI	33	34	67	2.0-4	2.0-4	1	1-0	0-0	0	3	0	2-2	0	0	0	0	0	17	
Totals		386	368	754	59.0-201	15.0-104	7	6-3	8-74	13	30	1	22-19	2	0	0	0	0	194	
Opponent		473	548	1021	76.0-255	23.0-134	15	18-175	8-82	15	18	2	48-46	0	1	0	0	0	360	

Date	Opponent	Punting					Field goals					Kickoffs						
		No	Yds	Avg	Long	Blkd	TB	FC	50+	I20	Att-Made	Lg	Blkd	No	Yds	Avg	TB	OB
Sept. 12	at South Florida	6	190	31.7	46	0	0	2	0	3	3-2	45	0	3	109	36.3	0	0
Sept. 19	at Clemson	10	418	41.8	51	0	1	2	1	2	1-0	0	0	1	40	40.0	0	0
Sept. 26	EASTERN KENTUCKY	3	131	43.7	54	0	2	0	1	1	1-0	0	0	3	177	59.0	0	0
Oct. 10	at Army	4	180	45.0	53	0	0	1	2	3-1	39	1	2	82	41.0	0	1	
Feb. 27	at Mercer	4	171	42.8	51	0	1	3	1	1	1-0	0	0	4	255	63.8	2	0
March 6	CHATTANOOGA	5	196	39.2	46	0	0	3	0	2	1-1	46	0	3	126	42.0	0	1
March 13	at Western Carolina	3	132	44.0	48	0	0	2	0	0	1-0	0	0	3	151	50.3	0	0
March 20	ETSU	5	236	47.2	62	0	0	3	2	2	0-0	0	0	4	217	54.2	1	0
March 27	SAMFORD	5	259	51.8	61	0	0	2	3	2	1-0	0	0	2	95	47.5	1	0
April 3	at Wofford	2	81	40.5	43	0	0	1	0	0	0-0	0	0	5	253	50.6	0	2
April 10	FURMAN	5	185	37.0	45	0	0	1	0	2	1-0	0	0	5	269	53.8	2	0
April 17	at VMI	5	197	39.4	43	0	1	2	0	0	1-1	32	0	4	231	57.8	0	0
Totals		57	2376	41.7	62	0	5	21	9	17	14-5	46	1	39	2005	51.4	6	4
Opponent		41	1619	39.5	59	1	6	15	4	12	11-6	48	0	65	3742	57.6	25	5



THE CITADEL

THE CITADEL VS. 2021 OPPONENTS

The Citadel 1, Coastal Carolina 1

At CIT: CCU leads 1-0

At CCU: CIT leads 1-0

Brent Thompson vs. CCU: 0-0

Jamey Chadwell vs. CIT: 4-0 (0-0 CCU, 4-0 CSU)

Last CIT win: 41-38 in 2015

Last CCU win: 31-16 in 2014

Longest CIT streak: 1 (2015)

Longest CCU streak: 1 (2014)

Last 10 meetings: Series tied 1-1

Current streak: CIT has won one

Largest CIT win: 41-38 in 2015

Largest CCU win: 31-16 in 2014

Year	Winner	Score	Site
2014	CCU	31-16	Charleston, S.C.
2015*	CIT	41-38	Conway, S.C.

* NCAA Playoffs

The Citadel 7, Charleston Southern 5

At CSU: CSU leads 2-0

At CIT: CIT leads 7-3

Autry Denson vs. CIT: 0-1

Brent Thompson vs. CSU: 2-0

Last CSU win: 14-6 in 2015

Last CIT win: 22-13 in 2019

Longest CSU streak: 4 (2013-15)

Longest CIT streak: 3 (2002-05)

Last 10 meetings: Series tied 5-5

Current streak: CIT has won two

Largest CSU win: 33-20 in 2015

Largest CIT win: 64-10 in 2003

Year	Winner	Score	Site
2002	CIT	53-19	Charleston, S.C. (H)
2003	CIT	64-10	Charleston, S.C. (H)
2005	CIT	28-14	Charleston, S.C. (H)
2006	CSU	38-35 (2OT)	Charleston, S.C. (H)
2007	CIT	35-14	Charleston, S.C. (H)
2012	CIT	49-14	Charleston, S.C. (H)
2013	CSU	32-29	Charleston, S.C. (H)
2014	CSU	20-18	Charleston, S.C. (A)
2015	CSU	33-20	Charleston, S.C. (H)
2015*	CSU	14-6	Charleston, S.C. (A)
2018	CIT	43-14	Charleston, S.C. (H)
2019	CIT	22-13	Charleston, S.C. (H)

* NCAA Playoffs

The Citadel 1, North Georgia 0

At CIT: N/A

At NUG: CIT leads 1-0

Brent Thompson vs. NGU: 1-0

Jeff Farrington vs. CIT: 0-1

Last CIT win: 38-14 in 2016

Last NGU win: N/A

Longest CIT streak: 1 (2016)

Longest NGU streak: N/A

Last 10 meetings: CIT leads 1-0

Current streak: CIT has won 1

Largest CIT win: 38-14 in 2016

Largest NGU win: N/A

Year	Winner	Score	Site
2016	CIT	38-14	Greenville, S.C.

The Citadel 42, VMI 32, 2 ties

At CIT: CIT leads 25-11

At VMI: VMI leads 17-12-2

At neutral sites: CIT leads 5-4

Brent Thompson vs. VMI: 3-2

Scott Wachenheim vs. CIT: 2-4

Last CIT win: 34-32 in 2018

Last VMI win: 31-17 in 2020-21

Longest CIT streak: 12 (2003-18)

Longest VMI streak: 7 (1950-57)

Last 10 meetings: CIT leads 8-2

Current streak: VMI has won two

Largest CIT win: 50-0 in 1992

Largest VMI win: 42-0 in 1954

Year	Winner	Score	Site
1920	VMI	35-0	Lynchburg, Va.
1929	VMI	13-7	Lexington, Va.
1930	CIT	7-6	Charleston, S.C.
1931	Tie	13-13	Lexington, Va.
1932	CIT	12-6	Charleston, S.C.
1937	VMI	27-0	Lexington, Va.

1946	VMI	26-7	Lexington, Va.
1947	CIT	7-6	Charleston, S.C.
1948	VMI	34-6	Lexington, Va.
1949	CIT	19-14	Charleston, S.C.
1950	VMI	13-7	Lexington, Va.
1951	VMI	13-7	Charleston, S.C.
1952	VMI	20-19	Lexington, Va.
1953	VMI	14-0	Charleston, S.C.
1954	VMI	42-0	Lexington, Va.
1955	VMI	14-0	Charleston, S.C.
1957	VMI	33-7	Lexington, Va.
1958	CIT	14-6	Charleston, S.C.
1959	VMI	32-8	Lexington, Va.
1960	VMI	20-6	Charleston, S.C.
1961	CIT	14-8	Lexington, Va.
1962	VMI	16-7	Charleston, S.C.
1963	VMI	33-8	Lexington, Va.
1964	CIT	17-0	Charleston, S.C.
1965	VMI	21-7	Lexington, Va.
1966	CIT	30-14	Charleston, S.C.
1967	VMI	22-11	Lexington, Va.
1968	CIT	13-8	Charleston, S.C.
1969	CIT	28-2	Lexington, Va.
1970	CIT	56-9	Charleston, S.C.
1971	CIT	25-24	Lexington, Va.
1972	CIT	42-3	Charleston, S.C.
1973	VMI	23-6	Lexington, Va.
1974	VMI	20-9	Charleston, S.C.
1975	CIT	6-3	Lexington, Va.
1976	VMI	30-14	Charleston, S.C.
1977	VMI	19-3	Lexington, Va.
1978	CIT	14-3	Charleston, S.C.
1979	CIT	37-6	Lexington, Va.
1980	CIT	28-0	Charleston, S.C.
1981	VMI	14-0	Norfolk, Va.
1982	CIT	21-7	Charleston, S.C.
1983	CIT	27-6	Norfolk, Va.
1984	CIT	27-24	Charleston, S.C.
1985	Tie	14-14	Lexington, Va.
1986	VMI	47-30	Charleston, S.C.
1987	VMI	7-3	Charleston, S.C.
1988	CIT	31-20	Norfolk, Va.
1989	VMI	20-10	Norfolk, Va.

1990	CIT	23-3	Charleston, S.C.
1991	CIT	17-14	Norfolk, Va.
1992	CIT	50-0	Charleston, S.C.
1993	CIT	34-33	Charleston, S.C.
1994	CIT	58-14	Norfolk, Va.
1995	VMI	34-7	Charleston, S.C.
1996	VMI	34-27 (OT)	Lexington, Va.
1997	CIT	28-6	Charleston, S.C.
1998	CIT	36-10	Lexington, Va.
1999	CIT	7-6	Charleston, S.C.
2000	VMI	41-21	Lexington, Va.
2001	CIT	49-7	Charleston, S.C.
2002	VMI	23-21	Charlotte, N.C.
2003	CIT	27-23	Charlotte, N.C.
2005	CIT	22-14	Lexington, Va.
2006	CIT	48-21	Charleston, S.C.
2007	CIT	70-28	Lexington, Va.
2011	CIT	41-14	Charleston, S.C.
2012	CIT	27-24	Lexington, Va.
2013	CIT	31-10	Charleston, S.C.
2014	CIT	45-25	Lexington, Va.
2015	CIT	35-14	Charleston, S.C.
2016	CIT	30-20	Lexington, Va.
2017	CIT	21-3	Charleston, S.C.
2018	CIT	34-32	Lexington, Va.
2019	VMI	34-21	Charleston, S.C.
2020-21	VMI	31-17	Lexington, Va.

ETSU 17, The Citadel 12

At CIT: ETSU leads 8-7

At ETSU: ETSU leads 9-5

Brent Thompson vs. ETSU: 3-2

Randy Sanders vs. CIT: 2-1

Last CIT win: 31-27 in 2019

Last ETSU win: 28-21 in 2020-21

Longest CIT streak: 3 (1990-92)

Longest ETSU streak: 4 (1981-84; 1993-96)

Last 10 meetings: ETSU leads 6-4

Current streak: ETSU has won one

Largest CIT win: 45-10 in 2016

Largest ETSU win: 45-0 in 1983

Year	Winner	Score	Site
1966	CIT	3-0	Charleston, S.C.



CITADEL OFFENSIVE LINEMAN HADEN HAAS

#SoConFB



THE CITADEL VS. 2021 OPPONENTS

1981	ETSU	17-13	Johnson City, Tenn.
1982	ETSU	3-0	Charleston, S.C.
1983	ETSU	45-0	Johnson City, Tenn.
1984	ETSU	16-6	Charleston, S.C.
1985	CIT	28-21	Johnson City, Tenn.
1986	ETSU	35-9	Charleston, S.C.
1987	ETSU	24-21	Johnson City, Tenn.
1988	CIT	48-21	Charleston, S.C.
1989	ETSU	35-33	Johnson City, Tenn.
1990	CIT	35-15	Charleston, S.C.
1991	CIT	17-7	Johnson City, Tenn.
1992	CIT	28-7	Charleston, S.C.
1993	ETSU	20-17	Johnson City, Tenn.
1994	ETSU	56-34	Charleston, S.C.
1995	ETSU	21-13	Johnson City, Tenn.
1996	ETSU	41-20	Charleston, S.C.
1997	CIT	23-20 (OT)	Johnson City, Tenn.
1998	CIT	31-20	Charleston, S.C.
1999	ETSU	28-10	Johnson City, Tenn.
2000	ETSU	20-7	Charleston, S.C.
2001	ETSU	23-21	Johnson City, Tenn.
2002	CIT	26-7	Charleston, S.C.
2003	ETSU	16-13	Johnson City, Tenn.
2016	CIT	45-10	Charleston, S.C.
2017	CIT	31-25	Johnson City, Tenn.
2018	ETSU	26-23	Charleston, S.C.
2019	CIT	31-27	Johnson City, Tenn.
2020-21	ETSU	28-21	Charleston, S.C.

Furman 60, The Citadel 37, 3 ties

At CIT: FUR leads 24-22-2
At FUR: FUR leads 33-15
At neutral sites: FUR leads 3-0-1
Brent Thompson vs. FUR: 3-2
Clay Hendrix vs. CIT: 2-2
Last CIT win: 26-7 in 2020-21
Last FUR win: 28-17 in 2018
Longest CIT streak: 7 (1971-77)
Longest FUR streak: 9 (1982-90)
Last 10 meetings: CIT leads 6-4
Current streak: CIT has won two
Largest CIT win: 75-0 in 1913
Largest FUR win: 58-13 in 1987

Year	Winner	Score	Site
1913	CIT	75-0	Charleston, S.C.
1919	FUR	21-6	Greenville, S.C.
1920	FUR	21-6	Charleston, S.C.
1921	FUR	42-0	Greenville, S.C.
1922	FUR	28-0	Florence, S.C.
1923	FUR	30-14	Greenville, S.C.
1924	CIT	6-0	Charleston, S.C.
1925	FUR	7-0	Greenville, S.C.
1926	FUR	7-0	Charleston, S.C.
1927	FUR	6-0	Charleston, S.C.
1928	FUR	13-0	Greenville, S.C.
1929	Tie	0-0	Charleston, S.C.
1930	FUR	31-6	Greenville, S.C.
1931	FUR	33-7	Charleston, S.C.
1932	FUR	20-0	Orangeburg, S.C.
1933	FUR	14-0	Greenville, S.C.
1934	FUR	6-0	Charleston, S.C.
1935	FUR	35-0	Greenville, S.C.
1936	FUR	13-7	Greenville, S.C.
1937	CIT	8-0	Charleston, S.C.
1938	CIT	9-6	Greenville, S.C.
1939	FUR	7-0	Charleston, S.C.
1940	FUR	36-7	Greenville, S.C.
1941	Tie	13-13	Charleston, S.C.
1942	FUR	20-0	Greenville, S.C.
1946	FUR	14-0	Charleston, S.C.
1947	FUR	7-0	Greenville, S.C.
1948	FUR	9-0	Greenville, S.C.
1949	FUR	19-7	Charleston, S.C.
1950	FUR	21-7	Greenville, S.C.
1951	FUR	35-14	Orangeburg, S.C.
1952	Tie	7-7	Orangeburg, S.C.
1953	FUR	27-0	Charleston, S.C.
1954	FUR	31-20	Greenville, S.C.
1955	CIT	25-19	Charleston, S.C.
1956	FUR	7-0	Greenville, S.C.
1957	CIT	18-14	Charleston, S.C.
1958	CIT	24-6	Greenville, S.C.
1959	CIT	18-14	Charleston, S.C.

1960	CIT	7-6	Greenville, S.C.
1961	CIT	9-8	Charleston, S.C.
1962	FUR	33-25	Greenville, S.C.
1963	FUR	34-25	Charleston, S.C.
1964	CIT	17-0	Greenville, S.C.
1965	CIT	28-0	Charleston, S.C.
1966	CIT	10-6	Greenville, S.C.
1967	FUR	14-6	Charleston, S.C.
1968	CIT	31-12	Greenville, S.C.
1969	CIT	37-21	Charleston, S.C.
1970	FUR	28-21	Greenville, S.C.
1971	CIT	35-33	Charleston, S.C.
1972	CIT	19-13	Greenville, S.C.
1973	CIT	26-21	Charleston, S.C.
1974	CIT	24-0	Greenville, S.C.
1975	CIT	13-9	Charleston, S.C.
1976	CIT	17-16	Greenville, S.C.
1977	CIT	10-3	Charleston, S.C.
1978	FUR	17-13	Greenville, S.C.
1979	FUR	45-44	Charleston, S.C.
1980	FUR	28-15	Greenville, S.C.
1981	CIT	35-18	Charleston, S.C.
1982	FUR	27-0	Greenville, S.C.
1983	FUR	49-21	Charleston, S.C.
1984	FUR	42-14	Greenville, S.C.
1985	FUR	42-0	Charleston, S.C.
1986	FUR	37-14	Greenville, S.C.
1987	FUR	58-13	Charleston, S.C.
1988	FUR	30-17	Greenville, S.C.
1989	FUR	44-9	Charleston, S.C.
1990	FUR	30-17	Greenville, S.C.
1991	CIT	10-6	Charleston, S.C.
1992	CIT	20-14	Greenville, S.C.
1993	CIT	20-10	Charleston, S.C.
1994	CIT	52-44	Greenville, S.C.
1995	FUR	24-3	Charleston, S.C.
1996	FUR	35-25	Greenville, S.C.
1997	FUR	21-7	Charleston, S.C.
1998	CIT	25-24	Greenville, S.C.
1999	FUR	31-17	Charleston, S.C.
2000	FUR	33-7	Greenville, S.C.
2001	FUR	30-7	Charleston, S.C.
2002	FUR	37-10	Greenville, S.C.
2003	CIT	10-9	Charleston, S.C.
2004	FUR	33-14	Greenville, S.C.
2005	FUR	39-31 (3OT)	Charleston, S.C.
2006	FUR	23-17	Greenville, S.C.
2007	CIT	54-51 (OT)	Charleston, S.C.
2008	FUR	34-20	Greenville, S.C.
2009	CIT	38-28	Charleston, S.C.
2010	FUR	31-14	Greenville, S.C.
2011	FUR	16-6	Charleston, S.C.
2012	CIT	42-20	Greenville, S.C.
2013	FUR	24-17	Charleston, S.C.
2014	CIT	42-35 (OT)	Charleston, S.C.
2015	CIT	38-17	Greenville, S.C.
2016	CIT	19-14	Charleston, S.C.
2017	FUR	56-20	Greenville, S.C.
2018	FUR	28-17	Charleston, S.C.
2019	CIT	27-10	Greenville, S.C.
2020-21	CIT	26-7	Charleston, S.C.

The Citadel 26, Western Carolina 18, 1 tie

At CIT: CIT leads 14-7
At WCU: CIT leads 12-11
At neutral sites: Series tied 0-0-1
Brent Thompson vs. WCU: 4-1
Kerwin Bell vs. CIT: 0-0
Last CIT win: 35-17 in 2019
Last WCU win: 21-14 in 2020-21
Longest CIT streak: 5 (2004-08)
Longest WCU streak: 3, three times
Last 10 meetings: CIT leads 7-3
Current streak: WCU has won one
Largest CIT win: 38-13 in 1991
Largest WCU win: 44-17 in 1983

Year	Winner	Score	Site
1972	WCU	10-0	Charleston, S.C.
1977	CIT	20-0	Charleston, S.C.
1978	WCU	38-24	Cullowhee, N.C.
1979	CIT	21-19	Charleston, S.C.
1980	CIT	28-21	Cullowhee, N.C.
1981	CIT	12-3	Charleston, S.C.

1982	CIT	24-20	Cullowhee, N.C.
1983	WCU	44-17	Charleston, S.C.
1984	CIT	34-33	Cullowhee, N.C.
1985	CIT	10-3	Charleston, S.C.
1986	WCU	27-12	Cullowhee, N.C.
1987	CIT	38-24	Charleston, S.C.
1988	CIT	27-21	Cullowhee, N.C.
1989	Tie	22-22	Columbia, S.C.
1990	CIT	28-10	Cullowhee, N.C.
1991	CIT	38-13	Charleston, S.C.
1992	CIT	36-31	Cullowhee, N.C.
1993	WCU	38-18	Cullowhee, N.C.
1994	WCU	42-38	Charleston, S.C.
1995	WCU	31-14	Cullowhee, N.C.
1996	CIT	28-14	Charleston, S.C.
1997	WCU	45-25	Cullowhee, N.C.
1998	WCU	14-8	Charleston, S.C.
1999	WCU	24-17	Cullowhee, N.C.
2000	CIT	17-10	Charleston, S.C.
2001	WCU	28-25	Cullowhee, N.C.
2002	WCU	37-34	Charleston, S.C.
2003	WCU	28-21	Cullowhee, N.C.
2004	CIT	17-0	Charleston, S.C.
2005	CIT	17-7	Cullowhee, N.C.
2006	CIT	30-27 (OT)	Charleston, S.C.
2007	CIT	37-31	Cullowhee, N.C.
2008	CIT	34-14	Charleston, S.C.
2009	WCU	14-10	Cullowhee, N.C.
2010	WCU	24-13	Charleston, S.C.
2011	CIT	35-7	Cullowhee, N.C.
2012	CIT	45-31	Charleston, S.C.
2013	CIT	28-21	Cullowhee, N.C.
2014	WCU	29-15	Cullowhee, N.C.
2015	CIT	28-10	Charleston, S.C.
2016	CIT	37-14	Cullowhee, N.C.
2017	WCU	31-19	Charleston, S.C.
2018	CIT	38-24	Cullowhee, N.C.
2019	CIT	35-17	Charleston, S.C.
2020-21	WCU	21-14	Cullowhee, N.C.

The Citadel 11, Mercer 6, 1 tie

At CIT: CIT leads 5-3-1
At MER: CIT leads 4-1
At neutral sites: Series tied 2-2
Brent Thompson vs. MER: 3-2
Drew Cronin vs. CIT: 1-0
Last CIT win: 35-24 in 2019
Last MER win: 42-28 in 2020-21
Longest CIT streak: 3 (2014-16)
Longest MER streak: 2 (1927-28)
Last 10 meetings: CIT leads 6-4
Current streak: MER has won one
Largest CIT win: 31-0 in 1925
Largest MER win: 26-0 in 1931

Year	Winner	Score	Site
1906	CIT	10-0	Charleston, S.C.
1908	CIT	10-0	Charleston, S.C.
1910	MER	21-0	Savannah, Ga.
1911	CIT	5-0	Savannah, Ga.
1913	Tie	7-7	Charleston, S.C.
1925	CIT	31-0	Augusta, Ga.
1926	CIT	12-7	Macon, Ga.
1927	MER	6-0	Charleston, S.C.
1928	MER	7-0	Savannah, Ga.
1929	CIT	21-13	Charleston, S.C.
1931	MER	26-0	Charleston, S.C.
2014	CIT	28-26	Macon, Ga.
2015	CIT	21-19	Charleston, S.C.
2016	CIT	24-23	Macon, Ga.
2017	MER	24-14	Charleston, S.C.
2018	CIT	38-31	Macon, Ga.
2019	CIT	35-24	Charleston, S.C.
2020-21	MER	42-28	Macon, Ga.

The Citadel 7, Samford 7

At CIT: CIT leads 5-3
At SAM: SAM leads 4-2
Brent Thompson vs. SAM: 2-3
Chris Hatcher vs. CIT: 6-3 (3-0 GSU, 3-3 SAM)
Last CIT win: 42-27 in 2018
Last SAM win: 55-7 in 2020-21
Longest CIT streak: 2 (2009-10)
Longest SAM streak: 2, three times



THE CITADEL

THE CITADEL VS. 2021 OPPONENTS

Last 10 meetings: SAM leads 6-4
Current streak: SAM has won two
Largest CIT win: 35-16 in 1989; 44-25 in 2015
Largest SAM win: 55-7 in 2020-21

Year	Winner	Score	Site
1989	CIT	35-16	Charleston, S.C.
2008	SAM	28-10	Birmingham, Ala.
2009	CIT	28-16	Charleston, S.C.
2010	CIT	13-12	Birmingham, Ala.
2011	SAM	19-14	Charleston, S.C.
2012	SAM	38-7	Birmingham, Ala.
2013	CIT	28-26	Charleston, S.C.
2014	SAM	20-17	Charleston, S.C.
2015	CIT	44-25	Birmingham, Ala.
2016	CIT	37-34 (OT)	Charleston, S.C.
2017	SAM	35-14	Birmingham, Ala.
2018	CIT	42-27	Charleston, S.C.
2019	SAM	61-55 (4OT)	Birmingham, Ala.
2020-21	SAM	55-7	Charleston, S.C.

The Citadel 43, Wofford 30, 1 tie

At CIT: CIT leads 28-14-1
At WOF: WOF leads 16-12

At neutral sites: CIT leads 3-0

Brent Thompson vs. WOF: 2-4

Josh Conklin vs. CIT: 2-1

Last CIT win: 28-24 in 2020-21

Last WOF win: 31-11 in 2019

Longest CIT streak: 15 (1959-90)

Longest WOF streak: 16 (1999-14)

Last 10 meetings: WOF leads 7-3

Current streak: CIT has won one

Largest CIT win: 41-0 in 1936

Largest WOF win: 43-14 in 2011

Year	Winner	Score	Site
1916	CIT	37-0	Charleston, S.C.
1919	WOF	12-0	Spartanburg, S.C.
1920	CIT	19-0	Charleston, S.C.
1921	CIT	28-0	Charleston, S.C.
1923	CIT	9-0	Spartanburg, S.C.
1924	CIT	19-0	Charleston, S.C.
1926	CIT	6-0	Spartanburg, S.C.
1927	Tie	6-6	Charleston, S.C.
1928	WOF	9-7	Spartanburg, S.C.
1929	CIT	7-0	Spartanburg, S.C.
1930	CIT	7-6	Spartanburg, S.C.
1931	CIT	28-7	Charleston, S.C.
1932	CIT	13-0	Spartanburg, S.C.
1933	CIT	14-0	Charleston, S.C.
1934	CIT	18-7	Spartanburg, S.C.
1935	CIT	20-7	Charleston, S.C.
1936	CIT	41-0	Augusta, S.C.
1937	CIT	38-0	Spartanburg, S.C.
1938	CIT	27-0	Charleston, S.C.
1939	CIT	21-2	Wilmington, S.C.
1940	CIT	7-3	Orangeburg, S.C.
1941	CIT	42-7	Charleston, S.C.
1949	WOF	21-7	Spartanburg, S.C.
1954	CIT	14-13	Spartanburg, S.C.
1955	WOF	27-7	Spartanburg, S.C.
1956	WOF	23-19	Spartanburg, S.C.
1957	WOF	34-0	Spartanburg, S.C.
1958	WOF	18-6	Spartanburg, S.C.
1959	CIT	40-8	Spartanburg, S.C.
1967	CIT	17-7	Charleston, S.C.
1975	CIT	16-7	Charleston, S.C.
1977	CIT	7-0	Charleston, S.C.
1978	CIT	35-17	Charleston, S.C.
1979	CIT	49-30	Charleston, S.C.
1980	CIT	35-3	Charleston, S.C.
1981	CIT	24-14	Charleston, S.C.
1982	CIT	21-14	Charleston, S.C.
1984	CIT	23-16	Charleston, S.C.
1985	CIT	42-28	Charleston, S.C.
1986	CIT	20-6	Charleston, S.C.
1987	CIT	38-0	Charleston, S.C.
1989	CIT	42-21	Charleston, S.C.
1990	CIT	48-14	Charleston, S.C.
1991	WOF	15-12	Charleston, S.C.
1992	CIT	30-13	Charleston, S.C.
1993	WOF	20-6	Charleston, S.C.
1994	CIT	31-3	Charleston, S.C.
1995	CIT	27-10	Charleston, S.C.



CITADEL LINEBACKER ANTHONY BRITTON JR.

1996	WOF	26-21	Charleston, S.C.
1997	CIT	7-3	Charleston, S.C.
1998	CIT	20-14	Spartanburg, S.C.
1999	WOF	47-16	Charleston, S.C.
2000	WOF	31-10	Spartanburg, S.C.
2001	WOF	13-0	Charleston, S.C.
2002	WOF	27-14	Spartanburg, S.C.
2003	WOF	42-16	Charleston, S.C.
2004	WOF	38-17	Spartanburg, S.C.
2005	WOF	28-10	Charleston, S.C.
2006	WOF	28-20	Spartanburg, S.C.
2007	WOF	28-7	Charleston, S.C.
2008	WOF	33-28	Spartanburg, S.C.
2009	WOF	43-17	Charleston, S.C.
2010	WOF	35-0	Spartanburg, S.C.
2011	WOF	43-14	Charleston, S.C.
2012	WOF	24-21	Spartanburg, S.C.
2013	WOF	21-10	Charleston, S.C.
2014	WOF	17-13	Spartanburg, S.C.
2015	CIT	39-12	Charleston, S.C.
2016	CIT	24-21 (OT)	Spartanburg, S.C.
2016*	WOF	17-3	Charleston, S.C.
2017	WOF	20-16	Charleston, S.C.
2018	WOF	28-21	Spartanburg, S.C.
2019	WOF	31-11	Charleston, S.C.
2020-21	CIT	28-24	Spartanburg, S.C.

Chattanooga 33, The Citadel 19, 2 ties

At CIT: UTC leads 14-12-1

At UTC: UTC leads 19-7-1

Brent Thompson vs. UTC: 2-3

Rusty Wright vs. CIT: 2-0

Last CIT win: 20-14 in 2017

Last UTC win: 25-24 (OT) in 2020-21

Longest CIT streak: 3, three times

Longest UTC streak: 5 (1982-87)

Last 10 meetings: UTC leads 7-3

Current streak: UTC has won three

Largest CIT win: 41-16 in 2007

Largest UTC win: 42-7 in 1986

Year	Winner	Score	Site
1926	UTC	6-3	Charleston, S.C.
1927	UTC	31-6	Chattanooga, Tenn.
1930	Tie	7-7	Charleston, S.C.
1936	UTC	13-0	Charleston, S.C.
1968	UTC	31-9	Chattanooga, Tenn.
1969	UTC	10-5	Charleston, S.C.

1970	UTC	29-28	Chattanooga, Tenn.
1971	CIT	52-35	Charleston, S.C.
1972	CIT	12-0	Chattanooga, Tenn.
1973	CIT	28-20	Charleston, S.C.
1975	UTC	24-6	Chattanooga, Tenn.
1976	CIT	14-10	Charleston, S.C.
1977	UTC	21-14	Chattanooga, Tenn.
1979	UTC	28-7	Chattanooga, Tenn.
1980	CIT	29-13	Charleston, S.C.
1981	Tie	28-28	Chattanooga, Tenn.
1982	UTC	24-7	Charleston, S.C.
1983	UTC	30-9	Chattanooga, Tenn.
1985	UTC	34-17	Chattanooga, Tenn.
1986	UTC	42-7	Charleston, S.C.
1987	UTC	22-19	Chattanooga, Tenn.
1988	CIT	23-17	Charleston, S.C.
1989	UTC	17-9	Chattanooga, Tenn.
1990	UTC	7-6	Charleston, S.C.
1991	UTC	33-26	Chattanooga, Tenn.
1992	CIT	33-13	Charleston, S.C.
1993	CIT	41-27	Chattanooga, Tenn.
1994	CIT	42-26	Charleston, S.C.
1995	UTC	29-24	Chattanooga, Tenn.
1996	CIT	16-13	Charleston, S.C.
1997	CIT	7-3	Chattanooga, Tenn.
1998	UTC	13-10	Charleston, S.C.
1999	UTC	30-27 (OT)	Chattanooga, Tenn.
2000	UTC	20-13	Charleston, S.C.
2001	CIT	20-17 (OT)	Chattanooga, Tenn.
2002	UTC	34-31	Charleston, S.C.
2003	UTC	29-20	Chattanooga, Tenn.
2004	CIT	44-24	Charleston, S.C.
2005	UTC	31-21	Chattanooga, Tenn.
2006	CIT	24-21	Charleston, S.C.
2007	CIT	41-16	Chattanooga, Tenn.
2008	CIT	24-21	Charleston, S.C.
2009	UTC	31-28	Chattanooga, Tenn.
2010	UTC	28-10	Charleston, S.C.
2011	CIT	28-27	Chattanooga, Tenn.
2012	UTC	28-10	Charleston, S.C.
2013	UTC	28-24	Chattanooga, Tenn.
2014	UTC	34-14	Charleston, S.C.
2015	UTC	31-23	Chattanooga, Tenn.
2016	CIT	22-14	Charleston, S.C.
2017	CIT	20-14	Chattanooga, Tenn.
2018	UTC	29-28 (OT)	Charleston, S.C.
2019	UTC	34-33	Chattanooga, Tenn.
2020-21	UTC	25-24 (OT)	Charleston, S.C.

#SoConFB



THE CITADEL YEAR-BY-YEAR

Year	Overall	SoCon	Place	Coach
1905	2 3 1			Sidney Smith
1906	3 0 0			Ralph Foster
1907	1 5 1			Ralph Foster
1908	4 1 1			Ralph Foster
1909	4 3 2			Sam Costen
1910	3 4 0			Sam Costen
1911	5 2 2			L.S. LeTellier
1912	3 4 0			L.S. LeTellier
1913	3 4 2			George Rogers
1914	2 5 0			George Rogers
1915	5 3 0			George Rogers
1916	6 1 1			Harry O'Brien
1917	3 3 0			Harry O'Brien
1918	0 2 1			Harry O'Brien
1919	4 4 1			George Rogers
1920	2 6 0			Harry O'Brien
1921	3 3 2			Harry O'Brien
1922	3 5 0			Carl Prause
1923	5 3 1			Carl Prause
1924	6 4 0			Carl Prause
1925	6 4 0			Carl Prause
1926	7 3 0			Carl Prause
1927	3 6 1			Carl Prause
1928	6 3 1			Carl Prause
1929	5 4 1			Carl Prause
1930	4 5 2			Johnny Floyd
1931	5 4 1			Johnny Floyd
1932	4 5 0			Tatum Gressette
1933	3 5 1			Tatum Gressette
1934	3 5 1			Tatum Gressette
1935	4 3 1			Tatum Gressette
1936	4 6 0	0 4 0	t-14th	Tatum Gressette
1937	7 4 0	2 3 0	t-8th	Tatum Gressette
1938	6 5 0	2 3 0	11th	Tatum Gressette
1939	3 8 0	0 4 0	15th	Tatum Gressette
1940	4 5 0	0 4 0	15th	John Rowland
1941	4 3 1	0 2 1	14th	John Rowland
1942	5 2 0	2 2 0	8th	John Rowland
1943-45	No team			
1946	3 5 0	1 5 0	15th	Quinn Decker
1947	3 5 0	1 4 0	t-13th	Quinn Decker
1948	2 7 0	0 5 0	16th	Quinn Decker
1949	4 5 0	2 2 0	t-7th	Quinn Decker
1950	4 6 0	2 3 0	11th	Quinn Decker
1951	4 6 0	1 3 0	14th	Quinn Decker
1952	3 5 1	1 3 1	13th	Quinn Decker
1953	2 7 0	1 3 0	9th	J.D. McMillan
1954	2 8 0	0 4 0	9th	J.D. McMillan
1955	5 4 0	2 2 0	6th	John Sauer
1956	3 5 1	1 3 0	8th	John Sauer
1957	5 4 1	4 2 0	3rd	Eddie Teague
1958	4 6 0	2 3 0	t-6th	Eddie Teague
1959	8 2 0	5 1 0	2nd	Eddie Teague
1960	8 2 1	4 2 0	t-2nd	Eddie Teague
1961	7 3 0	5 1 0	1st	Eddie Teague
1962	3 7 0	1 4 0	7th	Eddie Teague
1963	4 6 0	2 4 0	7th	Eddie Teague
1964	4 6 0	4 3 0	t-4th	Eddie Teague
1965	2 8 0	2 6 0	8th	Eddie Teague
1966	4 6 0	3 5 0	6th	Red Parker
1967	5 5 0	2 4 0	7th	Red Parker
1968	5 5 0	4 2 0	2nd	Red Parker
1969	7 3 0	4 2 0	3rd	Red Parker
1970	5 6 0	4 2 0	2nd	Red Parker
1971	8 3 0	4 2 0	3rd	Red Parker
1972	5 6 0	4 3 0	4th	Red Parker
1973	3 8 0	1 6 0	t-7th	Bobby Ross
1974	4 7 0	3 4 0	5th	Bobby Ross
1975	6 5 0	4 3 0	4th	Bobby Ross
1976	6 5 0	1 4 0	6th	Bobby Ross
1977	5 6 0	3 2 0	3rd	Bobby Ross
1978	5 6 0	2 3 0	5th	Art Baker
1979	6 5 0	4 2 0	3rd	Art Baker

Year	Overall	SoCon	Place	Coach
1980	7 4 0	3 2 0	4th	Art Baker
1981	7 3 1	3 2 1	t-4th	Art Baker
1982	5 6 0	3 4 0	t-4th	Art Baker
1983	3 8 0	1 6 0	t-7th	Tom Moore
1984	7 4 0	4 2 0	3rd	Tom Moore
1985	5 5 1	2 4 1	t-5th	Tom Moore
1986	3 8 0	0 6 0	t-8th	Tom Moore
1987	4 7 0	1 5 0	8th	Charlie Taaffe
1988	8 4 0	5 2 0	3rd	Charlie Taaffe
1989	5 5 1	1 5 1	8th	Charlie Taaffe
1990	7 5 0	4 3 0	t-4th	Charlie Taaffe
1991	7 4 0	5 2 0	t-2nd	Charlie Taaffe
1992	11 2 0	6 1 0	1st	Charlie Taaffe
1993	5 6 0	4 4 0	t-4th	Charlie Taaffe
1994	6 5 0	4 4 0	t-5th	Charlie Taaffe
1995	2 9 0	0 8 0	9th	Charlie Taaffe
1996	4 7 0	3 5 0	5th	Don Powers
1997	6 5 0	4 4 0	t-5th	Don Powers
1998	5 6 0	4 4 0	t-4th	Don Powers
1999	2 9 0	1 7 0	8th	Don Powers
2000	2 9 0	1 7 0	8th	Don Powers
2001	3 7 0	2 6 0	7th	Ellis Johnson
2002	3 9 0	1 7 0	9th	Ellis Johnson
2003	6 6 0	4 4 0	t-4th	Ellis Johnson
2004	3 7 0	2 5 0	t-5th	John Zernhelt
2005	4 7 0	2 5 0	7th	Kevin Higgins
2006	5 6 0	4 3 0	4th	Kevin Higgins
2007	7 4 0	4 3 0	t-3rd	Kevin Higgins
2008	4 8 0	2 6 0	7th	Kevin Higgins
2009	4 7 0	2 6 0	t-7th	Kevin Higgins
2010	3 8 0	1 7 0	t-8th	Kevin Higgins
2011	4 7 0	2 6 0	8th	Kevin Higgins
2012	7 4 0	5 3 0	t-4th	Kevin Higgins
2013	5 7 0	4 4 0	t-4th	Kevin Higgins
2014	5 7 0	3 4 0	5th	Mike Houston
2015	9 4 0	6 1 0	t-1st	Mike Houston
2016	10 2 0	8 0 0	1st	Brent Thompson
2017	5 6 0	3 5 0	t-6th	Brent Thompson
2018	5 6 0	4 4 0	t-5th	Brent Thompson
2019	6 6 0	4 4 0	t-4th	Brent Thompson
2020-21	2 10 0	2 6 0	7th	Brent Thompson
Total	515-577-32	214-305-5		

ALL-TIME CITADEL COACHES

Coach	Seasons	Years	W	L	T	Pct.
Sidney Smith	1905	1	2	3	1	.417
Ralph Foster	1906-08	3	8	6	2	.563
Sam Costen	1909-10	2	7	7	2	.500
L.S. LeTellier	1911-12	2	8	6	2	.563
George Rogers	1913-15, 1919	4	14	16	3	.470
Harry O'Brien	1916-18, 1920-21	5	14	15	4	.485
Carl Prause	1922-29	8	41	32	4	.558
Johnny Floyd	1930-31	2	9	9	3	.500
Tatum Gressette	1932-39	8	34	41	3	.455
John Rowland	1940-42	3	13	10	1	.563
Quinn Decker	1946-52	7	23	39	1	.373
J.D. McMillan	1953-54	2	4	15	0	.211
John Sauer	1955-56	2	8	9	1	.472
Eddie Teague	1957-65	9	45	44	2	.505
Red Parker	1966-72	7	39	34	0	.534
Bobby Ross	1973-77	5	24	31	0	.436
Art Baker	1978-82	5	30	24	1	.555
Tom Moore	1983-86	4	18	25	1	.420
Charlie Taaffe	1987-95	9	55	47	1	.539
Don Powers	1996-00	5	19	36	0	.345
Ellis Johnson	2001-03	3	12	22	0	.353
John Zernhelt	2004	1	3	7	0	.300
Kevin Higgins	2005-13	9	43	58	0	.426
Mike Houston	2014-15	2	14	11	0	.560
Brent Thompson	2016-present	5	28	30	0	.483



JOHNSON HAGOOD STADIUM (11,332)

ETSU BUCS

Basic information

Location: Johnson City, Tenn.
 Founded: 1911
 Enrollment: 14,400
 Nickname: Buccaneers (Bucs)
 Colors: Navy Blue and Old Gold
 President: Dr. Brian Noland
 Director of athletics: Scott Carter
 Stadium: William B. Greene, Jr. Stadium
 Capacity: 7,694

Media relations

Football contact: David Fox
 Email: foxdh1@etsu.edu
 Office: 423-439-5263
 Cell: 423-767-3607
 Press box phone: 423-767-3607
 Website: ETSUBucs.com

Team information

2020-21 record: 4-2
 SoCon record: 4-2 (3rd)
 Home: 2-1
 Away: 2-1
 Lettermen returning/lost: 50/0
 Off. starters returning/lost: 11/0
 Def. starters returning/lost: 11/0
 Specialists returning/lost: 6/0
 Basic offense: Spread
 Basic defense: 3-4



David Fox
Football SID

SoCon titles (1)

2018

FCS Playoff appearances (2)

1996, 2018



ETSU RUNNING BACK QUAY HOLMES



**ETSU LINEBACKER
JARED FOLKS**

2021 SCHEDULE

Sept. 4 (8 p.m.) at Vanderbilt (SEC Network+)		Oct. 16 (1:30 p.m.) at Chattanooga* (Nexstar/ESPN+)	
Sept. 11 (7:30 p.m.) UVA Wise (ESPN+)		Oct. 23 (2 p.m.) at Furman* (ESPN+)	
Sept. 18 (7:30 p.m.) Delaware State (ESPN+)		Nov. 6 (1 p.m.) VMI* (ESPN+)	
Sept. 25 (3 p.m.) at Samford* (ESPN+)		Nov. 13 (2 p.m.) at Western Carolina* (ESPN+)	
Oct. 2 (3:30 p.m.) Wofford* (ESPN+)		Nov. 20 (1 p.m.) Mercer* (ESPN+)	
Oct. 9 (4:30 p.m.) The Citadel* (Nexstar/ESPN+)			

* Southern Conference game

2020-21 TEAM STATISTICS

TEAM STATISTICS	ETSU	OPP
SCORING	126	113
Points Per Game	21.0	18.8
FIRST DOWNS	108	110
Rushing	57	46
Passing	44	52
Penalty	7	12
RUSHING YARDAGE	896	687
Yards gained rushing	1061	867
Yards lost rushing	165	180
Rushing Attempts	219	226
Average Per Rush	4.1	3.0
Average Per Game	149.3	114.5
TDs Rushing	9	9
PASSING YARDAGE	1011	1040
Comp-Att-Int	96-174-4	118-175-5
Average Per Pass	5.8	5.9
Average Per Catch	10.5	8.8
Average Per Game	168.5	173.3
TDs Passing	5	4
TOTAL OFFENSE	1907	1727
Total Plays	393	401
Average Per Play	4.9	4.3
Average Per Game	317.8	287.8
KICK RETURNS: #-Yards	18-429	11-295
PUNT RETURNS: #-Yards	9-124	11-37
INT RETURNS: #-Yards	5-25	4-12
KICK RETURN AVERAGE	23.8	26.8
PUNT RETURN AVERAGE	13.8	3.4
INT RETURN AVERAGE	5.0	3.0
FUMBLES-LOST	10-6	6-3
PENALTIES-Yards	39-285	29-248
Average Per Game	47.5	41.3
PUNTS-Yards	28-1131	35-1380
Average Per Punt	40.4	39.4
Net punt average	38.4	34.7
TIME OF POSSESSION/Game	29:35	30:18
3RD-DOWN Conversions	29/78	35/89
3rd-Down Pct	37%	39%
4TH-DOWN Conversions	2/9	5/10
4th-Down Pct	22%	50%
SACKS BY-Yards	19-124	11-54
MISC YARDS	0	0
TOUCHDOWNS SCORED	15	14
FIELD GOALS-ATTEMPTS	7-10	5-6
ON-SIDE KICKS	0-0	0-0
RED-ZONE SCORES	(16-22) 73%	(13-16) 81%
RED-ZONE TOUCHDOWNS	(11-22) 50%	(10-16) 63%
PAT-ATTEMPTS	(15-15) 100%	(14-14) 100%
ATTENDANCE	6721	8915
Games/Avg Per Game	3/2240	3/2972

SCORE BY QUARTERS

	1st	2nd	3rd	4th	Total
ETSU	28	36	28	34	126
Opponents	41	31	27	14	113

2020-21 INDIVIDUAL STATISTICS

RUSHING	GP	Att	Gain	Loss	Net	Avg	TD	Long	Avg/G
Quay Holmes	6	122	660	20	640	5.2	8	43	106.7
Jacob Saylor	5	42	262	5	257	6.1	0	25	51.4
Brock Landis	4	30	95	41	54	1.8	1	15	13.5
Julian Lane-Price	6	1	23	0	23	23.0	0	23	3.8
DJ Twitty	6	3	7	0	7	2.3	0	4	1.2
Noah West	6	1	1	0	1	1.0	0	1	0.2
Will Huzzie	6	1	0	6	-6	-6.0	0	0	-1.0
Tyler Riddell	3	12	13	46	-33	-2.8	0	9	-11.0
TEAM	5	7	0	47	-47	-6.7	0	0	-9.4
Total.....	6	219	1061	165	896	4.1	9	43	149.3
Opponents.....	6	226	867	180	687	3.0	9	40	114.5

PASSING	GP	Effic	Comp-Att-Int	Pct	Yards	TD	Long	Avg/G
Brock Landis	4	92.63	46-92-2	50.0	436	2	29	109.0
Tyler Riddell	3	127.07	50-82-2	61.0	575	3	59	191.7
Total.....	6	108.86	96-174-4	55.2	1011	5	59	168.5
Opponents.....	6	119.18	118-175-5	67.4	1040	4	44	173.3

RECEIVING	G	No.	Yds	Avg	TD	Lg	Avg/G
Will Huzzie	6	27	334	12.4	3	49	55.7
Julian Lane-Price	6	14	224	16.0	1	59	37.3
Jacob Saylor	5	12	108	9.0	1	34	21.6
Quay Holmes	6	11	55	5.0	0	16	9.2
Nate Adkins	6	10	101	10.1	0	22	16.8
Noah West	6	8	87	10.9	0	36	14.5
Isaiah Wilson	4	8	49	6.1	0	12	12.2
Desi Lester Jr.	5	6	53	8.8	0	15	10.6
Total.....	6	96	1011	10.5	5	59	168.5
Opponents.....	6	118	1040	8.8	4	44	173.3

PUNT RETURNS	No.	Yards	Avg	TD	Long
Alijah Huzzie	9	124	13.8	0	59
Total.....	9	124	13.8	0	59
Opponents.....	11	37	3.4	0	22

INTERCEPTIONS	No.	Yards	Avg	TD	Long
Alijah Huzzie	3	0	0.0	0	0
Donovan Manuel	2	25	12.5	0	22
Total.....	5	25	5.0	0	22
Opponents.....	4	12	3.0	0	12

KICK RETURNS	No.	Yards	Avg	TD	Long
Quay Holmes	16	399	24.9	0	51
Jacob Saylor	1	15	15.0	0	15
Noah West	1	15	15.0	0	15
Total.....	18	429	23.8	0	51
Opponents.....	11	295	26.8	0	80

TACKLES	GP	Solo	Ast	Total	TFL/Yds	Sacks/Yds
Jared Folks	6	23	27	50	4.0-15	1.0-5
Mike Price	6	27	21	48	1.5-4	0.5-3
Donovan Manuel	5	22	22	44	6.0-41	3.5-36
Alijah Huzzie	6	24	18	42	2.0-4	.
Tyree Robinson	6	22	15	37	4.5-7	.
Max Evans	6	7	12	19	4.5-17	2.0-14
Karon Delince	6	14	5	19	.	.
Colton Lakes	6	7	11	18	1.0-6	1.0-6
Blake Bockrath	4	8	8	16	1.0-3	.
Jalen Porter	6	11	4	15	2.0-10	2.0-10
Total.....	6	235	208	443	43-171	19-124
Opponents.....	6	197	218	415	31.0-110	11-54

ALL PURPOSE	GP	Rush	Rcv	PR	KR	IR	Total	Avg/G
Quay Holmes	6	640	55	0	399	0	1094	182.3
Jacob Saylor	5	257	108	0	15	0	380	76.0
Will Huzzie	6	-6	334	0	0	0	328	54.7
Julian Lane-Price	6	23	224	0	0	0	247	41.2
Alijah Huzzie	6	0	0	124	0	0	124	20.7
Total.....	6	896	1011	124	429	25	2485	414.2
Opponents.....	6	687	1040	37	295	12	2071	345.2

FIELD GOALS	Made-Att	Pct	01-19	20-29	30-39	40-49	50-99	Long	Blkd
Tyler Keltner	7-10	70.0	0-0	2-2	3-5	1-2	1-1	54	0

SCORING	TD	FGs	Kick	Rush	Rcv	Pass	DXP	Saf	Pts
Quay Holmes	8	0-0	0-0	0-0	0	0-0	0	0	48
Tyler Keltner	0	7-10	15-15	0-0	0	0-0	0	0	36
Will Huzzie	3	0-0	0-0	0-0	0	0-0	0	0	18
Brock Landis	1	0-0	0-0	0-0	0	0-0	0	0	6
Tyree Robinson	1	0-0	0-0	0-0	0	0-0	0	0	6
Jacob Saylor	1	0-0	0-0	0-0	0	0-0	0	0	6
Julian Lane-Price	1	0-0	0-0	0-0	0	0-0	0	0	6
Total.....	15	7-10	15-15	0-0	0	0-0	0	0	126
Opponents.....	14	5-6	14-14	0-0	0	0-0	0	0	113

TOTAL OFFENSE	GP	Plays	Rush	Pass	Total	Avg/G
Quay Holmes	6	122	640	0	640	106.7
Tyler Riddell	3	94	-33	575	542	180.7
Brock Landis	4	122	54	436	490	122.5
Jacob Saylor	5	42	257	0	257	51.4
Julian Lane-Price	6	1	23	0	23	3.8
DJ Twitty	6	3	7	0	7	1.2
Noah West	6	1	1	0	1	0.2
Will Huzzie	6	1	-6	0	-6	-1.0
TEAM	5	7	-47	0	-47	-9.4
Total.....	6	393	896	1011	1907	317.8
Opponents.....	6	401	687	1040	1727	287.8

PUNTING	No.	Yds	Avg	Long	TB	FC	I20	Blkd
Garrett Taylor	28	1131	40.4	61	1	1	8	0
Total.....	28	1131	40.4	61	1	1	8	0
Opponents.....	35	1380	39.4	62	2	19	12	0

KICKOFFS	No.	Yds	Avg	TB	OB Retn	Net YdLn
Tyler Keltner	27	1573	58.3	10	2	295 39.9
Total.....	27	1573	58.3	10	2	295 39.9
Opponents.....	25	1540	61.6	7	0	429 38.8

2020-21 RESULTS (4-2, 4-2 SOCON; 3RD)

Date	Opponent	W/L	Score	Attendance
Feb. 20	SAMFORD*	W	24-17	2,106
March 13	#15 FURMAN*	L	13-17	2,173
March 20	at The Citadel*	W	28-21	2,642
March 27	WESTERN CAROLINA*	W	24-17	2,442
April 3	at #8 VMI*	W	24-20	3,000
April 10	at Mercer*	L	13-21	3,273

* Southern Conference game

2020-21 TEAM GAME-BY-GAME

Date	Opponent	Rushing				Receiving				Passing				Kick returns				Punt returns				Total off
		No.	Yds	TD	Lg	No.	Yds	TD	Lg	Cmp-Att-Int	Yds	TD	Lg	No	Yds	TD	Lg	No	Yds	TD	Lg	
Feb. 20	SAMFORD	37	134	2	22	15	191	1	59	15-30-0	191	1	59	2	53	0	32	2	62	0	59	325
March 13	FURMAN	24	90	1	20	22	207	0	36	22-35-1	207	0	36	1	19	0	19	2	11	0	12	297
March 20	at The Citadel	30	41	1	12	14	182	2	49	14-22-1	182	2	49	3	39	0	15	2	34	0	27	223
March 27	WESTERN CAROLINA	54	350	3	40	8	55	0	16	8-16-0	55	0	16	4	87	0	28	1	1	0	0	405
April 3	at VMI	42	127	2	23	11	148	1	29	11-27-1	148	1	29	5	158	0	51	0	0	0	0	275
April 10	at Mercer	32	154	0	43	26	228	1	27	26-44-1	228	1	27	3	73	0	25	2	16	0	11	382
	Totals	219	896	9	43	96	1011	5	59	96-174-4	1011	5	59	18	429	0	51	9	124	0	59	1907
	Opponent	226	687	9	40	118	1040	4	44	118-175-5	1040	4	44	11	295	0	80	11	37	0	22	1727

Games played: 6
 Avg per rush: 4.1
 Avg per catch: 10.5
 Pass efficiency: 108.86
 Kick ret avg: 23.8
 Punt ret avg: 13.8
 All purpose avg/game: 414.2
 Total offense avg/gm: 317.8

Date	Opponent	Tackles			TFL-Yds	Sacks	Fumble		Pass defense			Blkd Kick	PAT attempts				Saf	Pts	
		Solo	Ast	Total			No-Yds	FF	FR-Yds	Int-Yds	QBH		Brk	Att-Mad	Run	Rcv			
Feb. 20	SAMFORD	57	28	85	12.0-58	8.0-48	1	0-0	2-3	2	7	0	3-3	0	0	0	0	0	24
March 13	FURMAN	32	34	66	5.0-12	0.0-0	0	0-0	1-22	2	1	0	1-1	0	0	0	0	0	13
March 20	at The Citadel	35	58	93	6.0-29	3.0-24	2	2-29	1-0	1	3	0	4-4	0	0	0	0	0	28
March 27	WESTERN CAROLINA	32	16	48	7.0-19	3.0-13	0	0-0	0-0	3	2	0	3-3	0	0	0	0	0	24
April 3	at VMI	50	26	76	6.0-24	2.0-16	2	1-29	1-0	1	2	0	3-3	0	0	0	0	0	24
April 10	at Mercer	29	46	75	7.0-29	3.0-23	0	0-0	0-0	0	2	0	1-1	0	0	0	0	0	13
	Totals	235	208	443	43.0-171	19.0-124	5	3-58	5-25	9	17	0	15-15	0	0	0	0	0	126
	Opponent	197	218	415	31.0-110	10.0-48	4	6-66	4-12	11	26	0	14-14	0	0	0	0	0	113

Date	Opponent	Punting						Field goals					Kickoffs					
		No	Yds	Avg	Long	Blkd	TB	FC	50+	I20	Att-Made	Lg	Blkd	No	Yds	Avg	TB	OB
Feb. 20	SAMFORD	6	242	40.3	51	0	0	0	1	0	1-1	28	0	5	279	55.8	0	0
March 13	FURMAN	6	265	44.2	52	0	0	0	2	3	2-2	38	0	4	235	58.8	3	0
March 20	at The Citadel	5	179	35.8	42	0	0	0	0	0	1-0	0	0	5	270	54.0	2	1
March 27	WESTERN CAROLINA	2	93	46.5	55	0	0	1	1	2	2-1	54	0	5	308	61.6	3	1
April 3	at VMI	3	125	41.7	61	0	0	0	1	1	2-1	27	0	5	304	60.8	2	0
April 10	at Mercer	6	227	37.8	45	0	1	0	0	2	2-2	49	0	3	177	59.0	0	0
	Totals	28	1131	40.4	61	0	1	1	5	8	10-7	54	0	27	1573	58.3	10	2
	Opponent	35	1380	39.4	62	0	2	19	5	12	6-5	47	0	25	1540	61.6	7	0

ETSU VS. 2021 OPPONENTS

Vanderbilt 1, ETSU 0

At ETSU: VU leads 0-0

At VU: VU leads 1-0

Randy Sanders vs. VU: 0-1

Clark Lea vs. ETSU: 0-0

Last ETSU win: N/A

Last VU win: 38-0 in 2019

Longest ETSU streak: N/A

Longest VU streak: 1 (2019)

Last 10 meetings: VU leads 1-0

Current streak: VU has won one

Largest ETSU win: N/A

Largest VU win: 38-0 in 2019

Year	Winner	Score	Site
2019	VU	38-0	Nashville, Tenn.

ETSU 0, UVA Wise 0

First meeting

Randy Sanders vs. UVAW: 0-0

Dane Damron vs. ETSU: 0-0

Delaware State 0, ETSU 0

First meeting

Rod Milstead vs. ETSU: 0-0

Randy Sanders vs. DSU: 0-0

Samford 6, ETSU 2

At ETSU: SAM leads 3-2

At SAM: SAM leads 3-0

Randy Sanders vs. SAM: 1-2

Chris Hatcher vs. ETSU: 3-2

Last ETSU win: 24-17 in 2020-21

Last SAM win: 24-17 in 2019

Longest ETSU streak: 1 (2016, 2020-21)

Longest SAM streak: 3 (1989-91; 2017-19)

Last 10 meetings: SAM leads 6-2

Current streak: SAM has won three

Largest ETSU win: 24-17 in 2020-21

Largest SAM win: 42-7 in 2017

Year	Winner	Score	Site
1989	SAM	38-23	Birmingham, Ala.
1990	SAM	17-13	Johnson City, Tenn.
1991	SAM	31-6	Johnson City, Tenn.
2016	ETSU	15-14	Johnson City, Tenn.
2017	SAM	42-7	Birmingham, Ala.
2018	SAM	38-27	Johnson City, Tenn.
2019	SAM	24-17	Birmingham, Ala.
2020-21	ETSU	24-17	Johnson City, Tenn.

Wofford 15, ETSU 13

At ETSU: WOF leads 8-7

At WOF: WOF leads 7-6

Randy Sanders vs. WOF: 0-2

Josh Conklin vs. ETSU: 2-0

Last ETSU win: 45-24 in 1998

Last WOF win: 35-17 in 2019

Longest ETSU streak: 5 (1962-66)

Longest WOF streak: 9 (1999-19)

Last 10 meetings: WOF leads 9-1

Current streak: WOF has won nine

Largest ETSU win: 52-3 in 1986

Largest WOF win: 31-0 in 2016

Year	Winner	Score	Site
1957	WOF	18-13	Johnson City, Tenn.
1958	ETSU	24-20	Spartanburg, S.C.
1959	ETSU	18-8	Johnson City, Tenn.
1960	WOF	21-13	Spartanburg, S.C.
1961	WOF	33-26	Spartanburg, S.C.
1962	ETSU	29-4	Johnson City, Tenn.



ETSU DEFENSIVE BACK TYREE ROBINSON

1963	ETSU	32-20	Spartanburg, S.C.
1964	ETSU	14-0	Johnson City, Tenn.
1965	ETSU	20-6	Spartanburg, S.C.
1966	ETSU	42-6	Johnson City, Tenn.
1980	WOF	16-9	Johnson City, Tenn.
1981	ETSU	34-8	Spartanburg, S.C.
1982	WOF	34-20	Johnson City, Tenn.
1986	ETSU	52-3	Johnson City, Tenn.
1987	ETSU	10-6	Spartanburg, S.C.
1988	ETSU	21-7	Johnson City, Tenn.
1990	WOF	64-46	Johnson City, Tenn.
1997	ETSU	31-28	Spartanburg, S.C.
1998	ETSU	45-24	Johnson City, Tenn.
1999	WOF	38-14	Spartanburg, S.C.
2000	WOF	35-31	Johnson City, Tenn.
2001	WOF	24-3	Spartanburg, S.C.
2002	WOF	39-10	Johnson City, Tenn.
2003	WOF	28-14	Spartanburg, S.C.
2016	WOF	31-0	Spartanburg, S.C.
2017	WOF	31-24	Johnson City, Tenn.
2018	WOF	30-17	Spartanburg, S.C.
2019	WOF	35-17	Johnson City, Tenn.

ETSU 17, The Citadel 12

At CIT: ETSU leads 8-7

At ETSU: ETSU leads 9-5

Brent Thompson vs. ETSU: 3-2

Randy Sanders vs. CIT: 2-1

Last CIT win: 31-27 in 2019

Last ETSU win: 28-21 in 2020-21

Longest CIT streak: 3 (1990-92)

Longest ETSU streak: 4 (1981-84; 1993-96)

Last 10 meetings: ETSU leads 6-4

Current streak: ETSU has won one

Largest CIT win: 45-10 in 2016

Largest ETSU win: 45-0 in 1983

Year	Winner	Score	Site
1966	CIT	3-0	Charleston, S.C.
1981	ETSU	17-13	Johnson City, Tenn.
1982	ETSU	3-0	Charleston, S.C.
1983	ETSU	45-0	Johnson City, Tenn.
1984	ETSU	16-6	Charleston, S.C.
1985	CIT	28-21	Johnson City, Tenn.
1986	ETSU	35-9	Charleston, S.C.
1987	ETSU	24-21	Johnson City, Tenn.
1988	CIT	48-21	Charleston, S.C.
1989	ETSU	35-33	Johnson City, Tenn.
1990	CIT	35-15	Charleston, S.C.
1991	CIT	17-7	Johnson City, Tenn.
1992	CIT	28-7	Charleston, S.C.
1993	ETSU	20-17	Johnson City, Tenn.
1994	ETSU	56-34	Charleston, S.C.
1995	ETSU	21-13	Johnson City, Tenn.
1996	ETSU	41-20	Charleston, S.C.
1997	CIT	23-20 (OT)	Johnson City, Tenn.
1998	CIT	31-20	Charleston, S.C.
1999	ETSU	28-10	Johnson City, Tenn.
2000	ETSU	20-7	Charleston, S.C.

ETSU VS. 2021 OPPONENTS

2001	ETSU	23-21	Johnson City, Tenn.
2002	CIT	26-7	Charleston, S.C.
2003	ETSU	16-13	Johnson City, Tenn.
2016	CIT	45-10	Charleston, S.C.
2017	CIT	31-25	Johnson City, Tenn.
2018	ETSU	26-23	Charleston, S.C.
2019	CIT	31-27	Johnson City, Tenn.
2020-21	ETSU	28-21	Charleston, S.C.

Chattanooga 23, ETSU 19, 1 tie

At ETSU: ETSU leads 11-8-1

At UTC: UTC leads 15-8

Randy Sanders vs. UTC: 1-1

Rusty Wright vs. ETSU: 1-0

Last ETSU win: 17-14 in 2018

Last UTC win: 16-13 in 2019

Longest ETSU streak: 5 (1992-96)

Longest UTC streak: 4 (1980-83)

Last 10 meetings: Series tied 5-5

Current streak: UTC has won one

Largest ETSU win: 68-7 in 2003

Largest UTC win: 37-7 in 2016

Year	Winner	Score	Site
1961	UTC	27-6	Chattanooga, Tenn.
1962	UTC	14-13	Chattanooga, Tenn.
1963	ETSU	27-22	Chattanooga, Tenn.
1964	UTC	7-0	Chattanooga, Tenn.
1965	Tie	7-7	Johnson City, Tenn.
1967	UTC	15-14	Johnson City, Tenn.
1968	UTC	16-6	Chattanooga, Tenn.
1969	ETSU	17-13	Chattanooga, Tenn.
1970	ETSU	21-17	Johnson City, Tenn.
1971	UTC	28-14	Chattanooga, Tenn.
1972	ETSU	35-0	Johnson City, Tenn.
1973	UTC	26-21	Chattanooga, Tenn.
1975	UTC	21-13	Johnson City, Tenn.
1976	UTC	23-14	Chattanooga, Tenn.
1979	ETSU	35-0	Johnson City, Tenn.
1980	UTC	26-14	Chattanooga, Tenn.
1981	UTC	17-0	Johnson City, Tenn.
1982	UTC	27-6	Chattanooga, Tenn.
1983	UTC	13-10	Johnson City, Tenn.
1984	ETSU	12-0	Chattanooga, Tenn.
1985	UTC	12-0	Johnson City, Tenn.
1986	ETSU	18-17	Chattanooga, Tenn.
1987	ETSU	34-14	Johnson City, Tenn.
1988	UTC	33-10	Chattanooga, Tenn.
1989	ETSU	24-23	Johnson City, Tenn.
1990	UTC	22-3	Chattanooga, Tenn.
1991	UTC	43-26	Johnson City, Tenn.
1992	ETSU	27-24	Chattanooga, Tenn.
1993	ETSU	21-0	Johnson City, Tenn.
1994	ETSU	30-13	Chattanooga, Tenn.
1995	ETSU	38-9	Johnson City, Tenn.
1996	ETSU	28-24	Chattanooga, Tenn.
1997	UTC	17-14	Johnson City, Tenn.
1998	UTC	10-7	Chattanooga, Tenn.
1999	ETSU	28-14	Johnson City, Tenn.
2000	ETSU	24-22	Chattanooga, Tenn.
2001	ETSU	32-10	Johnson City, Tenn.
2002	UTC	27-10	Chattanooga, Tenn.
2003	ETSU	68-7	Johnson City, Tenn.
2016	UTC	37-7	Johnson City, Tenn.
2017	UTC	10-3	Chattanooga, Tenn.
2018	ETSU	17-14	Johnson City, Tenn.
2019	UTC	16-13	Chattanooga, Tenn.

Furman 27, ETSU 8

At ETSU: FUR leads 11-6

At FUR: FUR leads 16-2

Randy Sanders vs. FUR: 1-2

Clay Hendrix vs. ETSU: 3-1

Last ETSU win: 29-27 in 2018

Last FUR win: 17-13 in 2020-21

Longest ETSU streak: 3 (1996-98)

Longest FUR streak: 9 (1987-95)

Last 10 meetings: FUR leads 8-2

Current streak: FUR has won two

Largest ETSU win: 58-28 in 1997

Largest FUR win: 52-7 in 2016

Year	Winner	Score	Site
1957	FUR	13-7	Greenville, S.C.
1973	FUR	40-21	Greenville, S.C.
1974	ETSU	24-13	Johnson City, Tenn.
1977	FUR	42-12	Greenville, S.C.
1978	FUR	35-14	Johnson City, Tenn.
1979	ETSU	28-24	Greenville, S.C.
1980	FUR	33-21	Johnson City, Tenn.
1981	FUR	21-0	Greenville, S.C.
1982	FUR	20-15	Johnson City, Tenn.
1983	FUR	28-7	Greenville, S.C.
1984	FUR	28-16	Johnson City, Tenn.
1985	FUR	35-31	Greenville, S.C.
1986	ETSU	25-13	Johnson City, Tenn.
1987	FUR	24-13	Greenville, S.C.
1988	FUR	31-14	Johnson City, Tenn.

1989	FUR	44-20	Greenville, S.C.
1990	FUR	29-13	Johnson City, Tenn.
1991	FUR	52-23	Greenville, S.C.
1992	FUR	45-14	Johnson City, Tenn.
1993	FUR	45-21	Greenville, S.C.
1994	FUR	33-21	Johnson City, Tenn.
1995	FUR	21-15	Greenville, S.C.
1996	ETSU	21-19	Johnson City, Tenn.
1997	ETSU	58-28	Greenville, S.C.
1998	ETSU	22-19 (2OT)	Johnson City, Tenn.
1999	FUR	48-21	Greenville, S.C.
2000	ETSU	23-21	Johnson City, Tenn.
2001	FUR	31-6	Greenville, S.C.
2002	FUR	25-0	Johnson City, Tenn.
2003	FUR	30-10	Greenville, S.C.
2016	FUR	52-7	Johnson City, Tenn.
2017	FUR	56-35	Greenville, S.C.
2018	ETSU	29-27	Johnson City, Tenn.
2019	FUR	17-10	Greenville, S.C.
2020-21	FUR	17-13	Johnson City, Tenn.

ETSU 16, VMI 10

At ETSU: ETSU leads 9-3

At VMI: Series tied 7-7

Randy Sanders vs. VMI: 2-1

Scott Wachenheim vs. ETSU: 2-3

Last ETSU win: 24-20 in 2020-21

Last VMI win: 31-24 (OT) in 2019

Longest ETSU streak: 7 (1996-02)



ETSU OFFENSIVE LINEMAN TRE'MOND SHORTS

ETSU VS. 2021 OPPONENTS

Longest VMI streak: 4 (1979-85)
Last 10 meetings: ETSU leads 8-2
Current streak: ETSU has won one
Largest ETSU win: 38-0 in 1996
Largest VMI win: 37-7 in 2016

Year	Winner	Score	Site
1979	VMI	24-14	Lexington, Va.
1982	VMI	21-3	Johnson City, Tenn.
1983	VMI	24-12	Lexington, Va.
1985	VMI	23-19	Lexington, Va.
1986	ETSU	31-20	Johnson City, Tenn.
1987	VMI	20-13	Lexington, Va.
1988	ETSU	26-10	Johnson City, Tenn.
1989	ETSU	17-16	Lexington, Va.
1990	VMI	21-20	Johnson City, Tenn.
1991	VMI	35-20	Lexington, Va.
1992	ETSU	18-16	Johnson City, Tenn.
1993	ETSU	10-7	Lexington, Va.
1994	ETSU	31-21	Johnson City, Tenn.
1995	VMI	37-23	Lexington, Va.
1996	ETSU	38-0	Johnson City, Tenn.
1997	ETSU	17-7	Lexington, Va.
1998	ETSU	44-8	Johnson City, Tenn.
1999	ETSU	26-17	Lexington, Va.
2000	ETSU	38-3	Johnson City, Tenn.
2001	ETSU	34-23	Lexington, Va.
2002	ETSU	35-21	Johnson City, Tenn.
2016	VMI	37-7	Lexington, Va.
2017	ETSU	24-6	Johnson City, Tenn.

2018	ETSU	27-24	Lexington, Va.
2019	VMI	31-24 (OT)	Johnson City, Tenn.
2020-21	ETSU	24-20	Lexington, Va.

Western Carolina 25, ETSU 24, 1 tie

At ETSU: Series tied at 12-12-1

At WCU: WCU leads 13-11

At neutral sites: ETSU leads 1-0

Randy Sanders vs. WCU: 2-1

Kerwin Bell vs. ETSU: 0-0

Last ETSU win: 24-17 in 2020-21

Last WCU win: 23-20 (OT) in 2019

Longest ETSU streak: 6 (1932-37)

Longest WCU streak: 7 (1982-88)

Last 10 meetings: Series tied 5-5

Current streak: ETSU has won one

Largest ETSU win: 49-10 in 1996

Largest WCU win: 49-10 in 2017

Year	Winner	Score	Site
1932	ETSU	26-0	Cullowhee, N.C.
1933	ETSU	26-0	Johnson City, Tenn.
1934	ETSU	6-2	Cullowhee, N.C.
1935	ETSU	13-0	Johnson City, Tenn.
1936	ETSU	2-0	Johnson City, Tenn.
1937	ETSU	12-0	Johnson City, Tenn.
1948	WCU	32-12	Cullowhee, N.C.
1949	WCU	14-0	Johnson City, Tenn.
1950	WCU	13-6	Cullowhee, N.C.
1951	WCU	7-6	Johnson City, Tenn.

1952	ETSU	13-7	Cullowhee, N.C.
1953	ETSU	33-7	Johnson City, Tenn.
1954	ETSU	21-14	Cullowhee, N.C.
1955	Tie	7-7	Johnson City, Tenn.
1956	ETSU	7-6	Cullowhee, N.C.
1957	ETSU	7-6	Johnson City, Tenn.
1975	ETSU	29-8	Cullowhee, N.C.
1976	WCU	14-0	Johnson City, Tenn.
1977	WCU	35-0	Cullowhee, N.C.
1978	WCU	21-14	Johnson City, Tenn.
1979	WCU	13-9	Cullowhee, N.C.
1980	WCU	20-17	Johnson City, Tenn.
1981	ETSU	34-23	Cullowhee, N.C.
1982	WCU	27-25	Johnson City, Tenn.
1983	WCU	17-16	Cullowhee, N.C.
1984	WCU	31-17	Johnson City, Tenn.
1985	WCU	13-3	Cullowhee, N.C.
1986	WCU	43-16	Cullowhee, N.C.
1987	WCU	37-20	Johnson City, Tenn.
1988	WCU	33-23	Cullowhee, N.C.
1989	ETSU	30-11	Johnson City, Tenn.
1990	WCU	21-17	Cullowhee, N.C.
1991	WCU	29-15	Johnson City, Tenn.
1992	ETSU	41-12	Cullowhee, N.C.
1993	WCU	25-24	Johnson City, Tenn.
1994	ETSU	34-31	Cullowhee, N.C.
1995	ETSU	36-10	Johnson City, Tenn.
1996	ETSU	49-10	Cullowhee, N.C.
1997	ETSU	28-18	Johnson City, Tenn.
1998	WCU	31-24 (OT)	Cullowhee, N.C.
1999	ETSU	38-10	Johnson City, Tenn.
2000	WCU	39-27	Cullowhee, N.C.
2001	WCU	20-6	Johnson City, Tenn.
2002	ETSU	27-7	Cullowhee, N.C.
2003	WCU	28-21	Johnson City, Tenn.
2016	ETSU	34-31	Bristol, Tenn.
2017	WCU	49-10	Cullowhee, N.C.
2018	ETSU	45-43 (3OT)	Johnson City, Tenn.
2019	WCU	23-20 (OT)	Cullowhee, N.C.
2020-21	ETSU	24-17	Johnson City, Tenn.

ETSU 3, Mercer 3

At ETSU: ETSU leads 2-0

At MER: MER leads 3-1

Randy Sanders vs. MER: 2-1

Drew Cronic vs. ETSU: 1-0

Last ETSU win: 38-33 in 2019

Last MER win: 21-13 in 2020-21

Longest ETSU streak: 3 (2017-19)

Longest MER streak: 2 (2015-16)

Last 10 meetings: Series tied 3-3

Current streak: MER has won one

Largest ETSU win: 38-33 in 2019

Largest MER win: 52-0 in 2015

Year	Winner	Score	Site
2015	MER	52-0	Macon, Ga.
2016	MER	21-13	Macon, Ga.
2017	ETSU	26-23 (OT)	Johnson City, Tenn.
2018	ETSU	21-18	Macon, Ga.
2019	ETSU	38-33	Johnson City, Tenn.
2020-21	MER	21-13	Macon, Ga.



ETSU TIGHT END NATE ADKINS

#SoConFB

ETSU YEAR-BY-YEAR

Year	Overall	SoCon	Place	Coach
1920	3 2 0			W.R. Windes
1921	4 3 0			W.R. Windes
1922	5 4 0			J.K. Luck
1923	3 6 0			J.K. Luck
1924	3 4 1			J.K. Luck
1925	3 4 0			John Robinson
1926	2 4 1			John Robinson
1927	2 5 0			John Robinson
1928	4 3 0			John Robinson
1929	2 5 1			John Robinson
1930	0 7 0			J.S. Batey
1931	1 3 2			J.S. Batey
1932	3 3 1			Gene McMurray
1933	6 1 2			Gene McMurray
1934	3 3 2			Gene McMurray
1935	5 1 0			Gene McMurray
1936	6 2 0			Gene McMurray
1937	4 5 0			Gene McMurray
1938	6 2 0			Gene McMurray
1939	5 3 0			Gene McMurray
1940	4 4 0			Gene McMurray
1941	2 5 0			Gene McMurray
1942-45	No team			
1946	7 1 0			Gene McMurray
1947	5 4 0			L.T. Roberts
1948	6 2 1			L.T. Roberts
1949	5 4 0			L.T. Roberts
1950	3 5 1			L.T. Roberts
1951	4 5 0			L.T. Roberts
1952	6 1 2			Star Wood
1953	5 4 0			Star Wood
1954	5 4 1			Hal Littleford
1955	6 3 1			Star Wood
1956	4 5 0			Star Wood
1957	5 6 0			Star Wood
1958	5 4 0			Star Wood
1959	6 3 0			Star Wood
1960	3 4 2			Star Wood
1961	3 7 0			Star Wood
1962	7 3 0			Star Wood
1963	7 2 0			Star Wood
1964	5 5 0			Star Wood
1965	2 6 1			Star Wood
1966	3 6 0			John R. Bell
1967	3 6 1			John R. Bell
1968	5 5 0			John R. Bell
1969	10 0 1			John R. Bell
1970	7 1 2			John R. Bell
1971	0 9 1			John R. Bell
1972	3 7 0			John R. Bell
1973	4 7 0			Roy Frazier
1974	4 6 1			Roy Frazier
1975	2 8 1			Roy Frazier
1976	3 7 0			Roy Frazier
1977	3 8 0			Roy Frazier
1978	4 7 0			Jack Carlisle
1979	7 4 0	2 3 0	6th	Jack Carlisle
1980	2 9 0	1 4 0	7th	Jack Carlisle
1981	6 5 0	4 2 0	3rd	Jack Carlisle
1982	2 9 0	2 5 0	7th	Jack Carlisle
1983	3 8 0	1 6 0	t-7th	Buddy Sasser
1984	6 5 0	2 4 0	t-5th	Buddy Sasser
1985	0 10 1	0 7 0	9th	Mike Ayers
1986	6 5 0	4 3 0	4th	Mike Ayers
1987	5 6 0	2 5 0	7th	Mike Ayers
1988	3 8 0	1 6 0	t-7th	Don Riley
1989	4 7 0	4 3 0	t-3rd	Don Riley
1990	2 9 0	1 6 0	8th	Don Riley
1991	1 10 0	0 7 0	8th	Don Riley
1992	5 6 0	2 5 0	6th	Mike Cavan
1993	5 6 0	3 5 0	7th	Mike Cavan
1994	6 5 0	4 4 0	t-5th	Mike Cavan
1995	4 7 0	4 4 0	5th	Mike Cavan

Year	Overall	SoCon	Place	Coach
1996	10 3 0	7 1 0	2nd	Mike Cavan
1997	7 4 0	5 3 0	t-3rd	Paul Hamilton
1998	4 7 0	3 5 0	t-6th	Paul Hamilton
1999	6 5 0	4 4 0	5th	Paul Hamilton
2000	6 5 0	4 4 0	5th	Paul Hamilton
2001	6 5 0	4 4 0	5th	Paul Hamilton
2002	4 8 0	2 6 0	t-7th	Paul Hamilton
2003	5 7 0	2 6 0	8th	Paul Hamilton
2004-14	No team			
2015	2 9 0			Carl Torbush
2016	5 6 0	2 6 0	7th	Carl Torbush
2017	4 7 0	2 6 0	8th	Carl Torbush
2018	8 4 0	6 2 0	t-1st	Randy Sanders
2019	3 9 0	1 7 0	9th	Randy Sanders
2020-21	4 2 0	4 2 0	3rd	Randy Sanders
Total	367-434-27	83-135-0		

ALL-TIME ETSU COACHES

Coach	Seasons	Years	W	L	T	Pct.
W.R. Windes	1920-21	2	7	5	0	.583
J.K. Luck	1922-24	3	11	14	1	.442
John Robinson	1925-29	5	13	21	2	.389
J.S. Batey	1930-31	2	1	10	2	.154
Gene McMurray	1932-41, 1946	11	51	29	5	.629
L.T. Roberts	1947-51	5	23	20	2	.533
Star Wood	1952-53, 1955-65	13	64	53	6	.545
Hal Littleford	1954	1	5	4	1	.550
John Robert Bell	1966-72	7	31	34	5	.479
Roy Frazier	1973-77	5	16	36	2	.315
Jack Carlisle	1978-82	5	21	34	0	.382
Buddy Sasser	1983-84	2	9	13	0	.409
Mike Ayers	1985-87	3	11	21	1	.348
Don Riley	1988-91	4	10	34	0	.227
Mike Cavan	1992-96	5	30	27	0	.526
Paul Hamilton	1997-03	7	38	41	0	.481
Carl Torbush	2015-17	3	11	22	0	.333
Randy Sanders	2018-present	3	15	15	0	.500



WILLIAM B. GREENE, JR. STADIUM (7,694)



CLAY HENDRIX HEAD COACH



Alma mater (year):..... Furman (1986)
Hometown:..... Commerce, Ga.
Career record (years):..... 25-18 (4)
School record (years):..... Same
SoCon record (years):..... 21-10 (4)
FCS Playoff appearances:..... 2

HENDRIX'S YEAR-BY-YEAR RECORD

Year	School	SoCon	Overall
2017	Furman	6-2 (t-2nd)	8-5
2018	Furman	6-2 (t-1st)	6-4
2019	Furman	6-2 (2nd)	8-5
2020-21	Furman	3-4 (6th)	3-4
Career (4)		21-10 (.677)	25-18 (.581)

2021 COACHING STAFF

Brian Bratton..... Wide receivers/passing game coordinator
 Chad Byers..... Outside linebackers/special teams coordinator
 Dru Duke..... Offensive line
 Ken Lamendola..... Inside linebackers/recruiting coordinator
 Kevin Lewis..... Defensive line
 George Quarles..... Associate head coach/offensive coordinator/quarterbacks
 Antonio Wilcox..... Running backs
 Duane Vaughn..... Defensive coordinator
 Nick Verna..... Tight ends
 Corico Wright..... Defensive backs

2021 ROSTER

#SoConFB

No.	Name	Pos.	Ht.	Wt.	Cl.	Hometown/Previous school	No.	Name	Pos.	Ht.	Wt.	Cl.	Hometown/Previous school
0	Devin Wynn	TB	6-0	211	5th	Greensboro, Ga./Greene County	48	Julian Ashby	LS	6-2	196	R-Fr.	Lilburn, Ga./Parkview
1	Travis Blackshear	CB	5-10	180	Jr.	Savannah, Ga./Benedictine Military School	49	Timmy Bleekrode	PK/P	5-8	189	R-So.	Atlanta, Ga./Marist
2	Joshua Harris	WR	6-2	177	Fr.	Newnan, Ga./Newnan	52	Nicky Kuzemka	ILB	6-0	216	R-So.	Clifton, Va./Centreville
3	Kam Brinson	SS	5-10	186	So.	Augusta, Ga./Aquinas	53	Landon Lawrence	DE	6-3	260	5th	Temple, Ga./Darlington School/Avon Old Farms Prep
4	Dominic Morris	CB	5-11	175	Fr.	Spring, Texas/Klein Oak	54	Brandt Babin	OLB	6-1	207	Fr.	Louisville, Ky./Christian Academy
5	Colt Minson	QB	5-11	195	R-Fr.	Virginia Beach, Va./Catholic	55	Jacob Johanning	OG	6-3	276	R-So.	Simpsonville, S.C./St. Joseph's
5	Dae'one Wilkins	SPUR	6-0	202	Jr.	Spring Hope, N.C./Southern Nash	56	Cameron Coleman	NG	6-3	304	R-Jr.	Elizabethton, Tenn./Elizabethton
6	Gunnar Nistad	QB	5-10	183	So.	Charleston, S.C./James Island	57	Braeden Babin	OLB	5-11	225	Fr.	Louisville, Ky./Christian Academy
6	Hugh Ryan	FS	6-1	200	R-So.	Irmo, S.C./Dutch Fork	58	Dan Scianna	ILB	5-10	206	R-So.	Frankfort, Ill./Lincoln-Way East
7	DiMarcus Clay	SS	5-9	184	5th	Atlanta, Ga./Grady	59	Kaden Arnold	DL	6-1	298	Fr.	Myrtle Beach, S.C./Myrtle Beach
7	Myion Hicks	RB	5-11	210	Fr.	Desoto, Texas/Pantego Christian Academy	60	Evan Cooley	PK	6-1	177	So.	Nashville, Tenn./Ensworth
8	Dominic Roberto	QB	5-11	242	R-So.	Fayetteville, N.C./Pine Forest	61	Luke Petit	OT	6-3	285	Fr.	Akron, Ohio/Archbishop Hoban
9	Hamp Sisson	RB	6-0	190	Jr.	Birmingham, Ala./Mountain Brook	62	Evan Jumper	C	6-4	274	R-So.	Myrtle Beach, S.C./Myrtle Beach
10	Axel Lepvreau	PK	5-9	188	R-Fr.	Bradenton, Fla./Manatee	63	Wyatt Hughes	OG/C	6-3	284	R-So.	Chattanooga, Tenn./McCallie
10	Charles Watson	QB	5-8	172	So.	Charlotte, N.C./Charlotte Latin	64	Garland Greenway	OT	6-3	263	Jr.	Charlottesville, N.C./Myers Park
11	Kelton Gunn	WR	5-10	184	R-Fr.	Knoxville, Tenn./Hardin Valley Academy	65	Blake Hundley	C	6-3	284	R-Fr.	Clarksville, Tenn./Clarksville
12	Luke Shifflett	WR	6-2	201	R-So.	Dalton, Ga./Northwest Whitfield	67	Anderson Tomlin	OT	6-5	296	R-Jr.	Birmingham, Ala./Mountain Brook
13	Bailor Hughes	WR	5-11	205	R-Fr.	Knoxville, Tenn./Powell	68	Clark Daniel	OG	6-3	289	R-Sr.	Thomaston, Ga./Upson-Lee
14	Gabe Johnson	QB	6-5	205	Fr.	Wilmington, N.C./John T. Hoggard	69	E.J. Wilson	OG	6-4	293	R-Fr.	Xenia, Ohio/Xenia
14	Micah Robinson	CB	5-11	170	R-Fr.	Atlanta, Ga./Westlake	70	Mickey Lee	OL	6-3	295	Fr.	Mt. Pleasant, S.C./Oceanside Academy
15	Rick Rhodes	FS	6-1	198	R-Fr.	Alpharetta, Ga./Milton	71	Truette Tumey	ST	6-2	180	Fr.	Houston, Texas/Episcopal
16	Jaedon Domino	CB	6-1	175	Sr.	Riverdale, Md./Bishop McNamara/Air Force Prep	72	Matthew Prudhomme	OL	6-1	285	Fr.	Maitland, Fla./Bishop Moore
16	Jace Wilson	QB	5-11	176	Fr.	Missouri City, Texas/Mayde Creek	73	Will Owens	OG	6-2	265	Fr.	Waxhaw, N.C./Weddington
17	Preston Thelemann	QB	6-0	183	So.	Plymouth, Minn./Cretin-Derham Hall	74	Alex Cain	OG	6-3	285	Fr.	Mount Juliet, Tenn./Wilson Central
17	Kendall Thomas	TB	5-9	188	R-Fr.	Round Rock, Texas/Stony Point	75	Pearson Toomey	OT	6-3	282	R-So.	Jacksonville Beach, Fla./Bolles
18	Grant Robinson	RB	6-0	210	Fr.	Plano, Texas/Pope John Paul II	76	Trey Rogers	DT	6-3	255	Jr.	Nashville, Tenn./Lipscomb Academy
19	Zach Peterson	WR	6-1	192	Jr.	Roswell, Ga./Wesleyan	77	Dylan Davis	OT	6-4	290	R-Fr.	Bradenton, Fla./St. Stephen's Episcopal School
19	Trey Wainwright	QB	5-11	175	Fr.	Destin, Fla./Niceville	78	Paul Joseph Meyers	LS	6-6	265	Fr.	Deer Park, N.Y./St. Anthony's
20	Amaah Achina	OLB	6-1	196	Fr.	Greensboro, N.C./Northern Guilford	79	Ryan Lamb	C	6-2	305	Fr.	Plano, Texas/Lebanon Trail
21	Wayne Anderson	TB	5-9	200	R-So.	Prosper, Texas/Prosper	80	Jack Healy	TE	6-2	228	Fr.	Wilmington, Delaware/Salesianum
22	Ivan Yates	CB	5-11	178	R-Fr.	Roswell, Ga./Roswell	81	Adrian Hope	BAN	6-1	233	R-Sr.	Ocala, Fla./Vanguard
23	Elijah McCoy	BAN	6-2	231	5th	Rome, Ga./Darlington School	81	Calloway Tierney	TE	6-5	217	Fr.	Charlotte, N.C./Charlotte Country Day
24	Nally Chizik	CB	5-9	176	R-So.	Auburn, Ala./Auburn	82	Ryan Miller	TE	6-2	221	R-Jr.	Jackson, Tenn./University School of Jackson
25	Noah Henderson	WR	6-1	207	R-So.	Nashville, Tenn./Christ Presbyterian Academy	83	Ryan DeLuca	WR	5-11	185	5th	Fort Mill, S.C./Fort Mill
26	Chase Abshier	TB	5-11	195	R-Jr.	Atlanta, Ga./Marist	84	Lex Capitano	WR	5-9	173	R-Fr.	Tampa, Fla./Jesusit
28	Austin Jones	FS	5-11	198	R-So.	Tiger, Ga./Rabun County	85	Taylor Bell	WR	5-10	157	So.	Snellville, Ga./Brookwood
29	Nick Cannon	WR	5-11	184	So.	Roswell, Ga./Johnson Ferry Christian Academy	85	Val Richter	TE	6-2	207	Fr.	Naperville, Ill./Naperville North
29	Justin Hartwell	DB	5-11	191	Fr.	Atlanta, Ga./Marist	86	Sam Whitney	WR	5-7	176	Jr.	Venice, Fla./Venice
30	Caden Richards	SPUR	6-1	202	R-Fr.	Gaffney, S.C./Gaffney	87	Luke Bynum	WR	5-11	181	Jr.	Greenville, S.C./St. Joseph's
31	Bryce McCormick	ILB	6-2	217	R-So.	Franklin, Tenn./Christ Presbyterian Academy	88	Dejuan Bell	WR	5-9	162	R-Jr.	North Augusta, S.C./North Augusta
32	Devin Abrams	RB	6-1	215	R-So.	Pensacola, Fla./West Florida	89	Landon Whittemore	TE	6-4	228	Fr.	Lafayette, Tenn./Macon County
33	Christian Paraison	DE	6-3	248	Fr.	Lehigh Acres, Fla./Bishop Verot	90	Ronnie Watterson	DE	6-1	225	So.	Charlotte, N.C./Weddington
35	DJ Durham, Jr.	DB	6-1	210	Fr.	Franklin, Tenn./Franklin	91	Tyler McCarthy	TE	6-5	238	So.	Wilmington, N.C./Hoggard
35	Jeff McElveen	RB	6-0	214	Sr.	Goose Creek, S.C./Goose Creek	92	Matt Sochovka	DT	6-4	289	R-Sr.	Fayetteville, N.C./Pine Forest
36	Jalen Miller	ILB	5-11	211	R-So.	Duncan, S.C./Byrnes	93	Jack Barton	DT	6-4	264	R-So.	Alpharetta, Ga./Centennial
37	Luke Hedrick	QB	5-11	190	Fr.	Orlando, Florida/Bishop Moore	94	Seth Johnson	NG	6-1	301	R-Fr.	Chattanooga, Tenn./Baylor School
37	Ryan Leavy	P	6-1	177	R-Fr.	Tampa, Fla./Berkeley Prep	95	Parker Stokes	DT	6-0	288	5th	Wrens, Ga./Jefferson County
38	Tyler Reid	RB	6-0	198	Fr.	Brentwood, Tenn./Christ Presbyterian Academy	96	Sebastian Stubblefield	PK/P	5-11	170	Jr.	Nashville, Tenn./Christ Presbyterian Academy
39	Evan DiMaggio	ILB	6-3	230	R-Fr.	Buford, Ga./Buford	97	Bryce Stanfield	DE	6-2	252	Fr.	Acworth, Georgia/Harrison
40	London Lewis	NG	6-4	291	Sr.	Atlanta, Ga./St. Pius X	98	Jordan Bass	DL	6-3	290	Fr.	Raleigh, N.C./Wake Christian Academy
41	Jake Blumenthal	DB	6-0	185	Fr.	Randolph, N.J./Randolph	99	Jalen Clark	DE	6-2	254	Jr.	Conyers, Ga./Marist
41	Will Hallmark	TB	5-10	185	R-Fr.	Atlanta, Ga./Westminster	WR	5-10	155	Fr.	Fleming Island, Fla./St. Johns Country Day		
42	Jeremiah Jackson	DE	6-0	256	R-Fr.	Fleming Island, Fla./Fleming Island	FR	6-2	215	Fr.	Newtown Square, Pennsylvania/Episcopal Academy		
42	Emory Layerd	RB	5-11	175	Fr.	Quincy, Fla./Florida	DB	6-2	200	Fr.	Mooreville, N.C./Lake Norman		
43	Braden Gilby	ILB	6-2	233	R-Jr.	St. Petersburg, Fla./Jesusit	ILB	6-2	197	Fr.	Coeur d'Alene, Idaho/Bishop Kelly		
44	Luke Clark	BAN	6-3	243	R-Fr.	Louisville, Ky./South Oldham	OLB	5-10	180	Fr.	Kokomo, Ind./Eastern		
45	Tommy Beuglas	ILB	6-1	205	Fr.	Buford, Ga./Buford	PK	5-10	190	Fr.	Strongsville, Ohio/St. Edward		
46	Alex Maier	ILB	6-4	225	Fr.	Fleming Island, Fla./Fleming Island	DB	5-9	170	Fr.	Bethlehem, Pa./Freedom		
47	Ty Youngblood	OLB	6-0	220	R-Fr.	Greenville, Tenn./Greenville							



FURMAN PALADINS

Basic information

Location: Greenville, S.C.
 Founded: 1826
 Enrollment: 2,500
 Nickname: Paladins
 Colors: Purple and White
 President: Dr. Elizabeth Davis
 Director of athletics: Jason Donnelly
 Stadium: Paladin Stadium
 Capacity: 14,518

Media relations

Football contact: Hunter Reid
 Email: hunter.reid@furman.edu
 Office: 864-294-2061
 Cell: 864-567-1663
 Press box phone: 864-294-3066
 Website: FurmanPaladins.com

Team information

2020-21 record: 3-4
 SoCon record: 3-4 (6th)
 Home: 2-1
 Away: 1-3
 Lettermen returning/lost: 51/13
 Off. starters returning/lost: 9/2
 Def. starters returning/lost: 10/1
 Specialists returning/lost: 2/0
 Basic offense: Multiple
 Basic defense: 3-4



Hunter Reid
Football SID

SoCon titles (14)

1978, 1980, 1981, 1982, 1983, 1985, 1988, 1989, 1990, 1999, 2001, 2004, 2013, 2018

FCS Playoff appearances (18)

1982, 1983, 1985, 1986, 1988, 1989, 1990, 1996, 1999, 2000, 2001, 2002, 2004, 2005, 2006, 2013, 2017, 2019



FURMAN RUNNING BACK DEVIN WYNN



**FURMAN OFFENSIVE LINEMAN
ANDERSON TOMLIN**

2021 SCHEDULE

Sept. 4 (2 p.m.)
North Carolina A&T
(Nexstar/ESPN+)



Oct. 23 (2 p.m.)
ETSU*
(ESPN+)



Sept. 11 (2:30 p.m.)
at Tennessee Tech
(TBA)



Oct. 30 (1:30 p.m.)
at Chattanooga*
(ESPN+)



Sept. 18 (7:30 p.m.)
at NC State
(RSN)



Nov. 6 (2 p.m.)
at Western Carolina*
(ESPN+)



Sept. 25 (2 p.m.)
Mercer*
(ESPN+)



Nov. 13 (2 p.m.)
VMI*
(ESPN+)



Oct. 9 (1:30 p.m.)
at Wofford*
(ESPN+)



Nov. 20 (1 p.m.)
at Samford*
(ESPN+)



Oct. 16 (6 p.m.)
The Citadel*
(ESPN+)



* Southern Conference game



2020-21 TEAM STATISTICS

TEAM STATISTICS	FUR	OPP
SCORING	148	143
Points Per Game	21.1	20.4
FIRST DOWNS	126	107
Rushing	61	53
Passing	56	49
Penalty	9	5
RUSHING YARDAGE	1111	890
Yards gained rushing	1311	1035
Yards lost rushing	200	145
Rushing Attempts	313	263
Average Per Rush	3.5	3.4
Average Per Game	158.7	127.1
TDs Rushing	7	8
PASSING YARDAGE	1263	1374
Comp-Att-Int	91-176-10	104-177-8
Average Per Pass	7.2	7.8
Average Per Catch	13.9	13.2
Average Per Game	180.4	196.3
TDs Passing	12	5
TOTAL OFFENSE	2374	2264
Total Plays	489	440
Average Per Play	4.9	5.1
Average Per Game	339.1	323.4
KICK RETURNS: #-Yards	14-217	16-270
PUNT RETURNS: #-Yards	12-47	10-96
INT RETURNS: #-Yards	8-70	10-195
KICK RETURN AVERAGE	15.5	16.9
PUNT RETURN AVERAGE	3.9	9.6
INT RETURN AVERAGE	8.8	19.5
FUMBLES-LOST	7-4	8-3
PENALTIES-Yards	23-173	50-361
Average Per Game	24.7	51.6
PUNTS-Yards	37-1568	37-1518
Average Per Punt	42.4	41.0
Net punt average	37.6	39.2
TIME OF POSSESSION/Game	30:40	29:20
3RD-DOWN Conversions	37/107	36/100
3rd-Down Pct	35%	36%
4TH-DOWN Conversions	9/18	4/10
4th-Down Pct	50%	40%
SACKS BY-Yards	7-43	17-124
MISC YARDS	0	0
TOUCHDOWNS SCORED	19	17
FIELD GOALS-ATTEMPTS	6-7	9-12
ON-SIDE KICKS	0-0	0-0
RED-ZONE SCORES	(16-19) 84%	(15-18) 83%
RED-ZONE TOUCHDOWNS	(12-19) 63%	(9-18) 50%
PAT-ATTEMPTS	(16-18) 89%	(14-15) 93%
ATTENDANCE	6198	9131
Games/Avg Per Game	3/2066	4/2283

SCORE BY QUARTERS

	1st	2nd	3rd	4th	OT	Total
Furman	28	50	43	20	7	148
Opponents	68	10	30	35	0	143

2020-21 INDIVIDUAL STATISTICS

RUSHING	GP	Att	Gain	Loss	Net	Avg	TD	Long	Avg/G
Devin Wynn	7	107	521	10	511	4.8	5	35	73.0
Devin Abrams	7	60	231	1	230	3.8	0	18	32.9
Dominic Roberto	7	28	104	1	103	3.7	1	11	14.7
Kendall Thomas	7	12	84	3	81	6.8	0	24	11.6
Jeff McElveen	1	3	50	1	49	16.3	0	44	49.0
Wayne Anderson	7	21	55	11	44	2.1	0	10	6.3
Ryan DeLuca	7	3	34	3	31	10.3	0	31	4.4
Hamp Sisson	7	57	167	137	30	0.5	1	17	4.3
Chase Abshier	6	7	28	0	28	4.0	0	8	4.7
Ryan Miller	7	2	16	0	16	8.0	0	13	2.3
Jack Hardin	6	2	8	0	8	4.0	0	8	1.3
Will Hallmark	1	1	5	0	5	5.0	0	5	5.0
Dejuan Bell	7	5	8	14	-6	-1.2	0	4	-0.9
TEAM	7	5	0	19	-19	-3.8	0	0	-2.7
Total.....	7	313	1311	200	1111	3.5	7	44	158.7
Opponents.....	7	263	1035	145	890	3.4	8	64	127.1

PASSING	GP	Effic	Comp-Att-Int	Pct	Yards	TD	Long	Avg/G
Hamp Sisson	7	125.74	89-172-9	51.7	1258	12	73	179.7
Jack Hardin	6	-16.53	1-3-1	33.3	6	0	6	1.0
Ryan DeLuca	7	91.60	1-1-0	100.0	-1	0	0	-0.1
Total.....	7	123.12	91-176-10	51.7	1263	12	73	180.4
Opponents.....	7	124.25	104-177-8	58.8	1374	5	85	196.3

RECEIVING	G	No.	Yds	Avg	TD	Lg	Avg/G
Ryan DeLuca	7	24	441	18.4	1	54	63.0
Ryan Miller	7	15	254	16.9	6	73	36.3
Wayne Anderson	7	8	92	11.5	2	33	13.1
Devin Wynn	7	8	65	8.1	0	16	9.3
Zach Peterson	5	7	125	17.9	1	31	25.0
Devin Wynn	7	7	72	10.3	0	27	10.3
Noah Henderson	7	7	62	8.9	0	16	8.9
Dejuan Bell	7	6	77	12.8	0	33	11.0
Bailor Hughes	3	3	42	14.0	0	29	14.0
Kendall Thomas	7	3	27	9.0	1	12	3.9
Jake Walker	6	2	7	3.5	1	4	1.2
Hamp Sisson	7	1	-1	-1.0	0	0	-0.1
Total.....	7	91	1263	13.9	12	73	180.4
Opponents.....	7	104	1374	13.2	5	85	196.3

PUNT RETURNS	No.	Yards	Avg	TD	Long
Dejuan Bell	12	47	3.9	0	18
Total.....	12	47	3.9	0	18
Opponents.....	10	96	9.6	2	55

INTERCEPTIONS	No.	Yards	Avg	TD	Long
Darius Kearse	3	46	15.3	0	34
Nick Kuzemka	1	6	6.0	0	6
Hugh Ryan	1	0	0.0	0	0
Travis Blackshear	1	-2	-2.0	0	0
Luke Clark	1	0	0.0	0	0
Braden Gilby	1	20	20.0	0	20
Total.....	8	70	8.8	0	34
Opponents.....	10	195	19.5	2	46

KICK RETURNS	No.	Yards	Avg	TD	Long
Dejuan Bell	9	147	16.3	0	28
Wayne Anderson	4	70	17.5	0	21
TEAM	1	0	0.0	0	0
Total.....	14	217	15.5	0	28
Opponents.....	16	270	16.9	0	28

TACKLES	GP	Solo	Ast	Total	TFL/Yds	Sacks/Yds
Nick Kuzemka	7	18	31	49	2.5-6	.
Braden Gilby	7	16	20	36	0.5-0	.
Hugh Ryan	7	17	16	33	0.5-0	.
Darius Kearse	7	22	9	31	1.5-4	.
Landon Lawrence	7	14	14	28	2.0-5	0.5-3
Bryce McCormick	7	12	12	24	0.5-1	.
DiMarcus Clay	7	10	12	22	0.5-0	.
Travis Blackshear	6	11	10	21	0.5-1	.
Matt Sochovka	7	12	9	21	1.5-3	.
Dae'one Wilkins	7	5	15	20	2.0-3	.
Total.....	7	235	252	487	37-95	7-43
Opponents.....	7	247	298	545	47.0-197	17-124

ALL PURPOSE	GP	Rush	Rcv	PR	KR	IR	Total	Avg/G
Devin Wynn	7	511	72	0	0	0	583	83.3
Ryan DeLuca	7	31	441	0	0	0	472	67.4
Devin Abrams	7	230	65	0	0	0	295	42.1
Ryan Miller	7	16	254	0	0	0	270	38.6
Dejuan Bell	7	-6	77	47	147	0	265	37.9
Total.....	7	1111	1263	47	217	70	2708	386.9
Opponents.....	7	890	1374	96	270	195	2825	403.6

FIELD GOALS	Made-Att	Pct	01-19	20-29	30-39	40-49	50-99	Long	Blkd
Timmy Bleekrode	6-7	85.7	0-0	1-1	3-3	2-3	0-0	47	0

SCORING	TD	FGs	-----PATs-----				Pass	Rcv	DXP	Saf	Pts
			Kick	Rush	0-0	0-1					
Ryan Miller	6	0-0	0-0	0-0	0	0-0	0	0	0	36	
Timmy Bleekrode	0	6-7	16-18	0-0	0	0-0	0	0	0	34	
Devin Wynn	5	0-0	0-0	0-0	0	0-0	0	0	0	30	
Wayne Anderson	2	0-0	0-0	0-0	0	0-0	0	0	0	12	
Jake Walker	1	0-0	0-0	0-0	0	0-0	0	0	0	6	
Dominic Roberto	1	0-0	0-0	0-0	0	0-0	0	0	0	6	
Kendall Thomas	1	0-0	0-0	0-0	0	0-0	0	0	0	6	
Zach Peterson	1	0-0	0-0	0-0	0	0-0	0	0	0	6	
Hamp Sisson	1	0-0	0-0	0-0	0	0-1	0	0	0	6	
Ryan DeLuca	1	0-0	0-0	0-0	0	0-0	0	0	0	6	
Total.....	19	6-7	16-18	0-0	0	0-1	0	0	0	148	
Opponents.....	17	9-12	14-15	0-1	0	0-1	0	0	0	143	

TOTAL OFFENSE	GP	Plays	Rush	Pass	Total	Avg/G
Hamp Sisson	7	229	30	1258	1288	184.0
Devin Wynn	7	107	511	0	511	73.0
Devin Abrams	7	60	230	0	230	32.9
Dominic Roberto	7	28	103	0	103	14.7
Kendall Thomas	7	12	81	0	81	11.6
Jeff McElveen	1	3	49	0	49	49.0
Wayne Anderson	7	21	44	0	44	6.3
Ryan DeLuca	7	4	31	-1	30	4.3
Chase Abshier	6	7	28	0	28	4.7
Ryan Miller	7	2	16	0	16	2.3
Jack Hardin	6	5	8	6	14	2.3
Will Hallmark	1	1	5	0	5	5.0
Dejuan Bell	7	5	-6	0	-6	-0.9
TEAM	7	5	-19	0	-19	-2.7
Total.....	7	489	1111	1263	2374	339.1
Opponents.....	7	440	890	1374	2264	323.4

PUNTING	No.	Yds	Avg	Long	TB	FC	I20	Blkd
Timmy Bleekrode	36	1568	43.6	69	4	15	17	1
TEAM	1	0	0.0	0	0	0	0	0
Total.....	37	1568	42.4	69	4	15	17	1
Opponents.....	37	1518	41.0	56	1	9	17	0

KICKOFFS	No.	Yds	Avg	TB	OB Retn	Net YdLn
Axel Lepvreau	30	1701	56.7	6	3	
Total.....	30	1701	56.7	6	3	270
Opponents.....	33	1877	56.9	12	2	217



2020-21 RESULTS (3-4, 3-4 SOCON; 6TH)

Date	Opponent	W/L	Score	Attendance
Feb. 20	WESTERN CAROLINA*	W	35-7	1,994
Feb. 27	at VMI*	L	13-14	250
March 6	SAMFORD*	W (OT)	44-37	2,102
March 13	at ETSU*	W	17-13	2,173
March 20	#12 CHATTANOOGA*	L	18-20	2,102
April 3	at Mercer*	L	14-26	3,627
April 10	at The Citadel*	L	7-26	3,081

* Southern Conference game

2020-21 TEAM GAME-BY-GAME

Date	Opponent	Rushing				Receiving				Passing				Kick returns				Punt returns				Total off		
		No.	Yds	TD	Lg	No.	Yds	TD	Lg	Cmp	Att	Int	Yds	TD	Lg	No	Yds	TD	Lg	No	Yds		TD	Lg
Feb. 20	WESTERN CAROLINA	66	320	2	20	15	213	3	31	15	25	3	213	3	31	1	21	0	21	2	7	0	4	533
Feb. 27	at VMI	56	126	0	24	17	232	2	40	17	26	2	232	2	40	1	19	0	19	2	15	0	14	358
March 6	SAMFORD	57	248	2	31	11	277	3	73	11	27	3	277	3	73	2	32	0	17	1	0	0	0	525
March 13	at ETSU	36	173	2	35	16	119	0	27	16	23	1	119	0	27	0	0	0	0	3	-4	0	0	292
March 20	CHATTANOOGA	34	49	0	17	10	121	2	18	10	23	2	121	2	18	5	71	0	20	0	0	0	0	170
April 3	at Mercer	33	66	1	11	16	177	1	34	16	30	0	177	1	34	3	53	0	28	3	11	0	8	243
April 10	at The Citadel	31	129	0	44	6	124	1	39	6	22	2	124	1	39	2	21	0	21	1	18	0	18	253
	Totals	313	1111	7	44	91	1263	12	73	91	176	10	1263	12	73	14	217	0	28	12	47	0	18	2374
	Opponent	263	890	8	64	104	1374	5	85	104	177	8	1374	5	85	16	270	0	28	10	96	2	55	2264

Games played: 7
 Avg per rush: 3.5
 Avg per catch: 13.9
 Pass efficiency: 123.12
 Kick ret avg: 15.5
 Punt ret avg: 3.9
 All purpose avg/game: 386.9
 Total offense avg/gm: 339.1

Date	Opponent	Tackles			TFL-Yds	Sacks	Fumble		Pass defense			Blkd Kick	PAT attempts			Saf	Pts
		Solo	Ast	Total			No-Yds	FF	FR-Yds	Int-Yds	QBH		Brk	Att-Mad	Run		
Feb. 20	WESTERN CAROLINA	21	30	51	3.0-5	0.0-0	1	0-0	0-0	3	1	0	5-5	0	0	0	35
Feb. 27	at VMI	32	24	56	6.0-26	3.0-22	0	0-0	1-0	3	1	0	2-1	0	0	0	13
March 6	SAMFORD	40	38	78	5.0-8	0.0-0	2	2-0	1-34	2	1	0	5-5	0	0	0	44
March 13	at ETSU	37	18	55	5.0-11	0.0-0	1	0-0	1-12	4	5	0	2-2	0	0	0	17
March 20	CHATTANOOGA	36	28	64	4.0-11	1.0-7	1	0-0	3-20	6	2	0	1-0	0	0	0	18
April 3	at Mercer	23	70	93	8.0-22	2.0-8	0	0-0	2-4	1	8	1	2-2	0	0	0	14
April 10	at The Citadel	46	44	90	6.0-12	1.0-6	1	1-17	0-0	0	1	0	1-1	0	0	0	7
	Totals	235	252	487	37.0-95	7.0-43	6	3-17	8-70	19	19	1	18-16	0	0	0	148
	Opponent	247	298	545	47.0-197	17.0-124	3	4-0	10-195	24	20	2	15-14	0	0	0	143

Date	Opponent	Punting							Field goals				Kickoffs					
		No	Yds	Avg	Long	Blkd	TB	FC	50+	I20	Att-Made	Lg	Blkd	No	Yds	Avg	TB	OB
Feb. 20	WESTERN CAROLINA	1	32	32.0	32	0	0	0	0	1	0-0	0	0	6	340	56.7	0	0
Feb. 27	at VMI	7	313	44.7	56	0	1	4	1	3	0-0	0	0	3	163	54.3	0	2
March 6	SAMFORD	5	236	47.2	55	0	0	0	2	1	3-3	36	0	8	471	58.9	0	0
March 13	at ETSU	6	256	42.7	55	0	0	4	1	4	1-1	47	0	4	256	64.0	3	0
March 20	CHATTANOOGA	4	194	48.5	69	0	1	2	1	1	3-2	40	0	4	191	47.8	0	0
April 3	at Mercer	9	371	41.2	49	0	0	3	0	6	0-0	0	0	3	170	56.7	2	0
April 10	at The Citadel	5	166	33.2	47	1	2	2	0	1	0-0	0	0	2	110	55.0	1	1
	Totals	37	1568	42.4	69	1	4	15	5	17	7-6	47	0	30	1701	56.7	6	3
	Opponent	37	1518	41.0	56	0	1	9	7	17	12-9	50	1	33	1877	56.9	12	2



FURMAN VS. 2021 OPPONENTS

Furman 0, North Carolina A&T 0

First meeting
Clay Hendrix vs. NCAT: 0-0
Sam Washington vs. FUR: 0-0

Furman 1, Tennessee Tech 1

At FUR: TTU leads 1-0
At TTU: FUR leads 1-0
Clay Hendrix vs. TTU: 0-0
Dewayne Alexander vs. FUR: 0-0
Last FUR win: 17-7 in 1976
Last TTU win: 17-5 in 1975
Longest FUR streak: 1 (1976)
Longest TTU streak: 1 (1975)
Last 10 meetings: Series tied 1-1
Current streak: FUR has won one
Largest FUR win: 17-7 in 1976
Largest TTU win: 17-5 in 1975

Year	Winner	Score	Site
1975	TTU	17-5	Greenville, S.C.
1976	FUR	17-7	Cookeville, Tenn.

Furman 8, NC State 5, 4 ties

At FUR: NCSU leads 2-1-3
At NCSU: FUR leads 7-3-1
Clay Hendrix vs. NCSU: 0-1
Dave Doeren vs. FUR: 1-0
Last FUR win: 42-20 in 1985
Last NCSU win: 49-16 in 2017
Longest FUR streak: 3 (1902-27)
Longest NCSU streak: 1 (five times)
Last 10 meetings: FUR leads 5-4-1
Current streak: NCSU has won one
Largest FUR win: 31-0 in 1926
Largest NCSU win: 49-16 in 2017

Year	Winner	Score	Site
1902	Tie	0-0	Greenville, S.C.
1902	FUR	5-2	Raleigh, N.C.
1926	FUR	31-0	Raleigh, N.C.
1927	FUR	20-0	Greenville, S.C.
1936	NCSU	27-0	Raleigh, N.C.
1937	Tie	7-7	Greenville, S.C.
1938	Tie	7-7	Raleigh, N.C.
1939	NCSU	12-7	Greenville, S.C.
1940	FUR	20-6	Raleigh, N.C.
1941	Tie	0-0	Greenville, S.C.
1954	FUR	7-6	Raleigh, N.C.
1955	NCSU	33-7	Greenville, S.C.
1976	FUR	17-12	Raleigh, N.C.
1982	NCSU	26-0	Raleigh, N.C.
1984	FUR	34-30	Raleigh, N.C.
1985	FUR	42-20	Raleigh, N.C.
2017	NCSU	49-16	Raleigh, N.C.

Furman 10, Mercer 7, 2 ties

At FUR: FUR leads 4-2-2
At MER: FUR leads 6-5
Clay Hendrix vs. MER: 3-1
Drew Cronin vs. FUR: 1-0
Last FUR win: 45-10 in 2019
Last MER win: 26-14 in 2020-21
Longest FUR streak: 4 (1934-14)
Longest MER streak: 3 (1923-25)
Last 10 meetings: FUR leads 7-3
Current streak: MER has won one
Largest FUR win: 37-0 in 1921
Largest MER win: 39-0 in 1914

Year	Winner	Score	Site
1914	MER	39-0	Macon, Ga.
1921	FUR	37-0	Greenville, S.C.
1923	MER	6-3	Macon, Ga.
1924	MER	23-0	Greenville, S.C.
1925	MER	17-0	Macon, Ga.
1926	Tie	13-13	Greenville, S.C.
1927	FUR	27-13	Macon, Ga.
1932	FUR	2-0	Macon, Ga.
1933	Tie	6-6	Greenville, S.C.
1934	FUR	9-3	Macon, Ga.
1935	FUR	32-0	Greenville, S.C.
1936	FUR	20-9	Macon, Ga.
2014	FUR	25-20	Macon, Ga.
2015	MER	27-20 (OT)	Greenville, S.C.
2016	MER	27-24	Macon, Ga.



FURMAN PLACEKICKER/PUNTER TIMMY BLEEKRODE

2017	FUR	28-21	Greenville, S.C.
2018	FUR	35-30	Macon, Ga.
2019	FUR	45-10	Greenville, S.C.
2020-21	MER	26-14	Macon, Ga.

Furman 54, Wofford 33, 7 ties

At FUR: FUR leads 34-11-5
At WOF: WOF leads 22-20-2
Clay Hendrix vs. WOF: 1-3
Josh Conklin vs. FUR: 1-1
Last FUR win: 34-14 in 2018
Last WOF win: 24-7 in 2019
Longest FUR streak: 19 (1917-47)
Longest WOF streak: 6 (1968-71)
Last 10 meetings: WOF leads 6-4
Current streak: WOF has won one
Largest FUR win: 69-0 in 1920
Largest WOF win: 44-0 in 1895

Year	Winner	Score	Site
1889	WOF	5-1	Spartanburg, S.C.
1889	WOF	2-1	Greenville, S.C.
1890	FUR	12-0	Spartanburg, S.C.
1890	FUR	28-2	Greenville, S.C.
1893	FUR	18-4	Greenville, S.C.
1895	WOF	44-0	Spartanburg, S.C.
1896	WOF	6-0	Spartanburg, S.C.
1900	Tie	0-0	Spartanburg, S.C.
1900	WOF	6-5	Greenville, S.C.
1901	FUR	17-0	Greenville, S.C.
1914	FUR	19-12	Greenville, S.C.
1915	FUR	25-0	Greenville, S.C.
1916	WOF	9-7	Spartanburg, S.C.
1917	FUR	18-3	Greenville, S.C.
1918	FUR	7-0	Spartanburg, S.C.
1919	FUR	7-6	Greenville, S.C.
1920	FUR	69-0	Spartanburg, S.C.
1921	FUR	62-0	Greenville, S.C.
1922	FUR	41-0	Spartanburg, S.C.
1928	FUR	26-0	Greenville, S.C.
1929	FUR	25-6	Spartanburg, S.C.

1930	FUR	14-0	Spartanburg, S.C.
1931	FUR	20-0	Greenville, S.C.
1932	FUR	24-0	Spartanburg, S.C.
1933	FUR	38-0	Greenville, S.C.
1934	FUR	13-0	Spartanburg, S.C.
1935	FUR	29-0	Greenville, S.C.
1936	FUR	31-0	Spartanburg, S.C.
1937	FUR	58-0	Greenville, S.C.
1941	FUR	40-19	Greenville, S.C.
1946	FUR	31-0	Greenville, S.C.
1947	FUR	20-6	Spartanburg, S.C.
1948	Tie	7-7	Greenville, S.C.
1950	Tie	13-13	Greenville, S.C.
1951	WOF	14-12	Spartanburg, S.C.
1952	FUR	29-21	Greenville, S.C.
1953	FUR	7-6	Spartanburg, S.C.
1954	WOF	19-0	Greenville, S.C.
1955	WOF	27-6	Spartanburg, S.C.
1956	WOF	18-6	Greenville, S.C.
1957	WOF	13-12	Spartanburg, S.C.
1958	FUR	40-39	Greenville, S.C.
1959	WOF	6-3	Spartanburg, S.C.
1960	FUR	41-26	Greenville, S.C.
1961	FUR	12-7	Spartanburg, S.C.
1962	FUR	34-21	Greenville, S.C.
1963	FUR	21-19	Spartanburg, S.C.
1964	WOF	21-14	Greenville, S.C.
1965	WOF	35-13	Spartanburg, S.C.
1966	Tie	15-15	Greenville, S.C.
1967	FUR	21-20	Spartanburg, S.C.
1968	WOF	13-7	Spartanburg, S.C.
1968	WOF	21-7	Greenville, S.C.
1969	WOF	49-7	Spartanburg, S.C.
1969	WOF	31-21	Greenville, S.C.
1970	WOF	28-13	Greenville, S.C.
1971	WOF	27-0	Spartanburg, S.C.
1972	FUR	24-7	Greenville, S.C.
1973	FUR	21-19	Spartanburg, S.C.
1974	FUR	21-20	Greenville, S.C.
1975	Tie	14-14	Spartanburg, S.C.



FURMAN VS. 2021 OPPONENTS

1976	FUR	56-14	Greenville, S.C.
1977	WOF	13-7	Spartanburg, S.C.
1978	FUR	36-12	Greenville, S.C.
1979	WOF	27-17	Spartanburg, S.C.
1980	Tie	14-14	Greenville, S.C.
1989	FUR	42-7	Greenville, S.C.
1993	Tie	14-14	Greenville, S.C.
1995	FUR	38-0	Greenville, S.C.
1996	FUR	33-3	Greenville, S.C.
1997	FUR	28-7	Greenville, S.C.
1998	WOF	40-20	Spartanburg, S.C.
1999	FUR	30-3	Greenville, S.C.
2000	FUR	27-18	Spartanburg, S.C.
2001	FUR	45-14	Greenville, S.C.
2002	FUR	23-21	Spartanburg, S.C.
2003	WOF	7-6	Greenville, S.C.
2004	FUR	31-24	Spartanburg, S.C.
2005	FUR	34-21	Greenville, S.C.
2006	FUR	35-21	Spartanburg, S.C.
2007	WOF	45-20	Greenville, S.C.
2008	WOF	35-10	Spartanburg, S.C.
2009	FUR	58-21	Greenville, S.C.
2010	WOF	38-17	Spartanburg, S.C.
2011	FUR	26-21	Greenville, S.C.
2012	WOF	20-17	Spartanburg, S.C.
2013	FUR	27-14	Greenville, S.C.
2014	FUR	31-14	Greenville, S.C.
2015	WOF	38-28	Spartanburg, S.C.
2016	WOF	34-27	Greenville, S.C.
2017	WOF	24-23	Spartanburg, S.C.
2017*	WOF	28-10	Spartanburg, S.C.
2018	FUR	34-14	Greenville, S.C.
2019	WOF	24-7	Spartanburg, S.C.

* NCAA Playoffs

Furman 60, The Citadel 37, 3 ties

At CIT: FUR leads 24-22-2
At FUR: FUR leads 33-15
At neutral sites: FUR leads 3-0-1
Brent Thompson vs. FUR: 3-2
Clay Hendrix vs. CIT: 2-2
Last CIT win: 26-7 in 2020-21
Last FUR win: 28-17 in 2018
Longest CIT streak: 7 (1971-77)
Longest FUR streak: 9 (1982-90)
Last 10 meetings: CIT leads 6-4
Current streak: CIT has won two
Largest CIT win: 75-0 in 1913
Largest FUR win: 58-13 in 1987

Year	Winner	Score	Site
1913	CIT	75-0	Charleston, S.C.
1919	FUR	21-6	Greenville, S.C.
1920	FUR	21-6	Charleston, S.C.
1921	FUR	42-0	Greenville, S.C.
1922	FUR	28-0	Florence, S.C.
1923	FUR	30-14	Greenville, S.C.
1924	CIT	6-0	Charleston, S.C.
1925	FUR	7-0	Greenville, S.C.
1926	FUR	7-0	Charleston, S.C.
1927	FUR	6-0	Charleston, S.C.
1928	FUR	13-0	Greenville, S.C.
1929	Tie	0-0	Charleston, S.C.
1930	FUR	31-6	Greenville, S.C.
1931	FUR	33-7	Charleston, S.C.
1932	FUR	20-0	Orangeburg, S.C.
1933	FUR	14-0	Greenville, S.C.
1934	FUR	6-0	Charleston, S.C.
1935	FUR	35-0	Greenville, S.C.
1936	FUR	13-7	Greenville, S.C.
1937	CIT	8-0	Charleston, S.C.
1938	CIT	9-6	Greenville, S.C.
1939	FUR	7-0	Charleston, S.C.
1940	FUR	36-7	Greenville, S.C.
1941	Tie	13-13	Charleston, S.C.
1942	FUR	20-0	Greenville, S.C.
1946	FUR	14-0	Charleston, S.C.
1947	FUR	7-0	Greenville, S.C.
1948	FUR	9-0	Greenville, S.C.
1949	FUR	19-7	Charleston, S.C.
1950	FUR	21-7	Greenville, S.C.
1951	FUR	35-14	Orangeburg, S.C.
1952	Tie	7-7	Orangeburg, S.C.
1953	FUR	27-0	Charleston, S.C.

1954	FUR	31-20	Greenville, S.C.
1955	CIT	25-19	Charleston, S.C.
1956	FUR	7-0	Greenville, S.C.
1957	CIT	18-14	Charleston, S.C.
1958	CIT	24-6	Greenville, S.C.
1959	CIT	18-14	Charleston, S.C.
1960	CIT	7-6	Greenville, S.C.
1961	CIT	9-8	Charleston, S.C.
1962	FUR	33-25	Greenville, S.C.
1963	FUR	34-25	Charleston, S.C.
1964	CIT	17-0	Greenville, S.C.
1965	CIT	28-0	Charleston, S.C.
1966	CIT	10-6	Greenville, S.C.
1967	FUR	14-6	Charleston, S.C.
1968	CIT	31-12	Greenville, S.C.
1969	CIT	37-21	Charleston, S.C.
1970	FUR	28-21	Greenville, S.C.
1971	CIT	35-33	Charleston, S.C.
1972	CIT	19-13	Greenville, S.C.
1973	CIT	26-21	Charleston, S.C.
1974	CIT	24-0	Greenville, S.C.
1975	CIT	13-9	Charleston, S.C.
1976	CIT	17-16	Greenville, S.C.
1977	CIT	10-3	Charleston, S.C.
1978	FUR	17-13	Greenville, S.C.
1979	FUR	45-44	Charleston, S.C.
1980	FUR	28-15	Greenville, S.C.
1981	CIT	35-18	Charleston, S.C.
1982	FUR	27-0	Greenville, S.C.
1983	FUR	49-21	Charleston, S.C.
1984	FUR	42-14	Greenville, S.C.
1985	FUR	42-0	Charleston, S.C.
1986	FUR	37-14	Greenville, S.C.
1987	FUR	58-13	Charleston, S.C.
1988	FUR	30-17	Greenville, S.C.
1989	FUR	44-9	Charleston, S.C.
1990	FUR	30-17	Greenville, S.C.
1991	CIT	10-6	Charleston, S.C.
1992	CIT	20-14	Greenville, S.C.
1993	CIT	20-10	Charleston, S.C.
1994	CIT	52-44	Greenville, S.C.
1995	FUR	24-3	Charleston, S.C.
1996	FUR	35-25	Greenville, S.C.
1997	FUR	21-7	Charleston, S.C.
1998	CIT	25-24	Greenville, S.C.
1999	FUR	31-17	Charleston, S.C.
2000	FUR	33-7	Greenville, S.C.
2001	FUR	30-7	Charleston, S.C.
2002	FUR	37-10	Greenville, S.C.
2003	CIT	10-9	Charleston, S.C.
2004	FUR	33-14	Greenville, S.C.
2005	FUR	39-31 (3OT)	Charleston, S.C.
2006	FUR	23-17	Greenville, S.C.
2007	CIT	54-51 (OT)	Charleston, S.C.
2008	FUR	34-20	Greenville, S.C.
2009	CIT	38-28	Charleston, S.C.
2010	FUR	31-14	Greenville, S.C.
2011	FUR	16-6	Charleston, S.C.
2012	CIT	42-20	Greenville, S.C.
2013	FUR	24-17	Charleston, S.C.
2014	CIT	42-35 (OT)	Charleston, S.C.
2015	CIT	38-17	Greenville, S.C.
2016	CIT	19-14	Charleston, S.C.
2017	FUR	56-20	Greenville, S.C.
2018	FUR	28-17	Charleston, S.C.
2019	CIT	27-10	Greenville, S.C.
2020-21	CIT	26-7	Charleston, S.C.

Furman 27, ETSU 8

At ETSU: FUR leads 11-6
At FUR: FUR leads 16-2
Randy Sanders vs. FUR: 1-2
Clay Hendrix vs. ETSU: 3-1
Last ETSU win: 29-27 in 2018
Last FUR win: 17-13 in 2020-21
Longest ETSU streak: 3 (1996-98)
Longest FUR streak: 9 (1987-95)
Last 10 meetings: FUR leads 8-2
Current streak: FUR has won two
Largest ETSU win: 58-28 in 1997
Largest FUR win: 52-7 in 2016

Year	Winner	Score	Site
1957	FUR	13-7	Greenville, S.C.

1973	FUR	40-21	Greenville, S.C.
1974	ETSU	24-13	Johnson City, Tenn.
1977	FUR	42-12	Greenville, S.C.
1978	FUR	35-14	Johnson City, Tenn.
1979	ETSU	28-24	Greenville, S.C.
1980	FUR	33-21	Johnson City, Tenn.
1981	FUR	21-0	Greenville, S.C.
1982	FUR	20-15	Johnson City, Tenn.
1983	FUR	28-7	Greenville, S.C.
1984	FUR	28-16	Johnson City, Tenn.
1985	FUR	35-31	Greenville, S.C.
1986	ETSU	25-13	Johnson City, Tenn.
1987	FUR	24-13	Greenville, S.C.
1988	FUR	31-14	Johnson City, Tenn.
1989	FUR	44-20	Greenville, S.C.
1990	FUR	29-13	Johnson City, Tenn.
1991	FUR	52-23	Greenville, S.C.
1992	FUR	45-14	Johnson City, Tenn.
1993	FUR	45-21	Greenville, S.C.
1994	FUR	33-21	Johnson City, Tenn.
1995	FUR	21-15	Greenville, S.C.
1996	ETSU	21-19	Johnson City, Tenn.
1997	ETSU	58-28	Greenville, S.C.
1998	ETSU	22-19 (2OT)	Johnson City, Tenn.
1999	FUR	48-21	Greenville, S.C.
2000	ETSU	23-21	Johnson City, Tenn.
2001	FUR	31-6	Greenville, S.C.
2002	FUR	25-0	Johnson City, Tenn.
2003	FUR	30-10	Greenville, S.C.
2016	FUR	52-7	Johnson City, Tenn.
2017	FUR	56-35	Greenville, S.C.
2018	ETSU	29-27	Johnson City, Tenn.
2019	FUR	17-10	Greenville, S.C.
2020-21	FUR	17-13	Johnson City, Tenn.

Furman 30, Chattanooga 20

At FUR: FUR leads 13-12
At UTC: FUR leads 17-8
Clay Hendrix vs. UTC: 3-1
Rusty Wright vs. FUR: 1-1
Last FUR win: 35-20 in 2019
Last UTC win: 20-18 in 2020-21
Longest FUR streak: 15 (1995-09)
Longest UTC streak: 5 (1928-68; 2012-16)
Last 10 meetings: UTC leads 6-4
Current streak: UTC has won one
Largest FUR win: 63-21 in 2003
Largest UTC win: 34-0 in 1957

Year	Winner	Score	Site
1928	UTC	15-0	Greenville, S.C.
1929	UTC	20-7	Chattanooga, Tenn.
1957	UTC	34-0	Greenville, S.C.
1959	UTC	20-7	Chattanooga, Tenn.
1968	UTC	31-14	Chattanooga, Tenn.
1970	FUR	18-16	Greenville, S.C.
1977	FUR	17-7	Chattanooga, Tenn.
1978	UTC	13-9	Greenville, S.C.
1979	UTC	45-14	Greenville, S.C.
1980	FUR	42-28	Chattanooga, Tenn.
1981	UTC	31-28	Greenville, S.C.
1982	UTC	16-13	Chattanooga, Tenn.
1983	FUR	28-14	Greenville, S.C.
1984	UTC	14-7	Chattanooga, Tenn.
1985	FUR	28-0	Greenville, S.C.
1986	FUR	21-10	Chattanooga, Tenn.
1987	UTC	16-14	Greenville, S.C.
1988	FUR	10-7	Chattanooga, Tenn.
1989	FUR	27-17	Greenville, S.C.
1990	FUR	38-21	Chattanooga, Tenn.
1991	FUR	24-21	Greenville, S.C.
1992	FUR	35-7	Chattanooga, Tenn.
1993	UTC	45-42	Chattanooga, Tenn.
1994	UTC	34-20	Greenville, S.C.
1995	FUR	23-21	Chattanooga, Tenn.
1996	FUR	42-21	Greenville, S.C.
1997	FUR	43-21	Chattanooga, Tenn.
1998	FUR	31-28	Greenville, S.C.
1999	FUR	40-35	Chattanooga, Tenn.
2000	FUR	45-44 (OT)	Greenville, S.C.
2001	FUR	42-10	Chattanooga, Tenn.
2002	FUR	35-7	Greenville, S.C.
2003	FUR	63-21	Chattanooga, Tenn.
2004	FUR	51-31	Greenville, S.C.



FURMAN VS. 2021 OPPONENTS

2005	FUR	56-35	Chattanooga, Tenn.
2006	FUR	28-22 (OT)	Greenville, S.C.
2007	FUR	28-22	Chattanooga, Tenn.
2008	FUR	35-10	Greenville, S.C.
2009	FUR	38-20	Chattanooga, Tenn.
2010	UTC	36-28	Greenville, S.C.
2011	FUR	14-7	Chattanooga, Tenn.
2012	UTC	31-10	Greenville, S.C.
2013	UTC	31-9	Chattanooga, Tenn.
2014	UTC	45-19	Greenville, S.C.
2015	UTC	31-3	Chattanooga, Tenn.
2016	UTC	21-14	Greenville, S.C.
2017	FUR	41-17	Chattanooga, Tenn.
2018	FUR	16-10	Greenville, S.C.
2019	FUR	35-20	Chattanooga, Tenn.
2020-21	UTC	20-18	Greenville, S.C.

Furman 34, Western Carolina 12, 2 ties

At FUR: FUR leads 18-6-1
At WCU: FUR leads 16-6-1
Clay Hendrix vs. WCU: 4-0
Kerwin Bell vs. FUR: 0-0
Last FUR win: 35-17 in 2020-21
Last WCU win: 48-10 in 2015
Longest FUR streak: 8 (2006-13)
Longest WCU streak: 3 (1992-94)
Last 10 meetings: FUR leads 8-2
Current streak: FUR has won five
Largest FUR win: 34-0 in 1975
Largest WCU win: 48-10 in 2015

Year	Winner	Score	Site
1971	FUR	21-14	Greenville, S.C.
1972	WCU	20-15	Cullowhee, N.C.
1975	FUR	34-0	Greenville, S.C.
1977	Tie	24-24	Greenville, S.C.
1978	FUR	24-7	Cullowhee, N.C.
1979	FUR	23-14	Greenville, S.C.
1980	FUR	28-14	Cullowhee, N.C.
1981	FUR	31-27	Cullowhee, N.C.
1982	FUR	12-6	Greenville, S.C.
1983	Tie	17-17	Cullowhee, N.C.
1983*	WCU	14-7	Greenville, S.C.
1984	WCU	20-19	Greenville, S.C.
1985	FUR	31-27	Cullowhee, N.C.
1986	WCU	19-13	Greenville, S.C.
1987	WCU	20-14	Cullowhee, N.C.
1988	FUR	31-0	Greenville, S.C.
1989	FUR	17-3	Cullowhee, N.C.
1990	FUR	42-9	Greenville, S.C.
1991	FUR	42-14	Cullowhee, N.C.
1992	WCU	29-27	Greenville, S.C.
1993	WCU	23-20	Cullowhee, N.C.
1994	WCU	35-24	Greenville, S.C.
1995	FUR	31-21	Cullowhee, N.C.
1996	FUR	45-30	Greenville, S.C.
1997	WCU	17-16	Cullowhee, N.C.
1998	FUR	31-7	Greenville, S.C.
1999	FUR	27-19	Cullowhee, N.C.
2000	FUR	38-14	Greenville, S.C.
2001	FUR	31-13	Cullowhee, N.C.
2002	FUR	24-23	Greenville, S.C.
2003	FUR	19-13	Cullowhee, N.C.
2004	FUR	31-10	Greenville, S.C.
2005	WCU	41-21	Cullowhee, N.C.
2006	FUR	42-7	Greenville, S.C.
2007	FUR	52-21	Cullowhee, N.C.
2008	FUR	28-21	Greenville, S.C.
2009	FUR	33-14	Cullowhee, N.C.
2010	FUR	31-17	Greenville, S.C.
2011	FUR	47-21	Cullowhee, N.C.
2012	FUR	45-24	Greenville, S.C.
2013	FUR	32-20	Cullowhee, N.C.
2014	WCU	35-17	Greenville, S.C.
2015	WCU	48-10	Cullowhee, N.C.
2016	FUR	49-21	Greenville, S.C.
2017	FUR	28-6	Cullowhee, N.C.
2018	FUR	44-38	Greenville, S.C.
2019	FUR	28-7	Cullowhee, N.C.
2020-21	FUR	35-17	Greenville, S.C.

*NCAA Playoffs

Furman 28, VMI 10

At FUR: FUR leads 16-3
At VMI: FUR leads 12-7
Clay Hendrix vs. VMI: 3-1
Scott Wachenheim vs. FUR: 1-5
Last FUR win: 60-21 in 2019
Last VMI win: 14-13 in 2020-21
Longest FUR streak: 21 (1980-02)
Longest VMI streak: 5 (1974-79)
Last 10 meetings: FUR leads 8-2
Current streak: VMI has won one
Largest FUR win: 58-0 in 1999; 65-7 in 2001
Largest VMI win: 31-7 in 1972

Year	Winner	Score	Site
1946	VMI	26-7	Greenville, S.C.
1970	VMI	13-0	Lexington, Va.
1971	FUR	14-0	Greenville, S.C.
1972	VMI	31-7	Lexington, Va.
1973	FUR	19-13	Greenville, S.C.
1974	VMI	7-0	Lexington, Va.
1975	VMI	13-10	Greenville, S.C.
1976	VMI	17-3	Lexington, Va.
1977	VMI	31-28	Greenville, S.C.
1979	VMI	21-20	Lexington, Va.
1980	FUR	21-16	Greenville, S.C.
1981	FUR	33-21	Lexington, Va.
1982	FUR	38-3	Greenville, S.C.
1983	FUR	49-0	Lexington, Va.
1986	FUR	34-3	Lexington, Va.
1987	FUR	38-0	Greenville, S.C.
1988	FUR	31-13	Greenville, S.C.
1989	FUR	30-6	Lexington, Va.
1990	FUR	51-22	Greenville, S.C.
1991	FUR	46-28	Lexington, Va.
1992	FUR	41-13	Greenville, S.C.
1993	FUR	24-0	Greenville, S.C.
1994	FUR	28-11	Lexington, Va.
1995	FUR	55-24	Greenville, S.C.
1996	FUR	31-14	Lexington, Va.
1997	FUR	35-14	Greenville, S.C.
1998	FUR	51-14	Lexington, Va.
1999	FUR	58-0	Greenville, S.C.
2000	FUR	35-21	Lexington, Va.
2001	FUR	65-7	Greenville, S.C.
2002	FUR	55-28	Lexington, Va.

2014	VMI	31-15	Lexington, Va.
2015	FUR	24-21	Greenville, S.C.
2016	FUR	24-10	Lexington, Va.
2017	FUR	42-10	Greenville, S.C.
2018	FUR	49-13	Lexington, Va.
2019	FUR	60-21	Greenville, S.C.
2020-21	VMI	14-13	Lexington, Va.

Furman 12, Samford 11

At FUR: SAM leads 7-6
At SAM: FUR leads 6-4
Clay Hendrix vs. SAM: 2-2
Chris Hatcher vs. FUR: 3-5 (0-2 GSU, 3-3 SAM)
Last FUR win: 44-37 (OT) in 2020-21
Last SAM win: 38-25 in 2018
Longest FUR streak: 7 (1997-2010)
Longest SAM streak: 5 (1962-69)
Last 10 meetings: SAM leads 6-4
Current streak: FUR has won two
Largest FUR win: 58-14 in 2019
Largest SAM win: 45-0 in 2014

Year	Winner	Score	Site
1961	FUR	21-14	Greenville, S.C.
1962	SAM	14-7	Greenville, S.C.
1966	SAM	17-7	Greenville, S.C.
1967	SAM	42-28	Birmingham, Ala.
1968	SAM	17-12	Greenville, S.C.
1969	SAM	34-14	Birmingham, Ala.
1997	FUR	29-10	Birmingham, Ala.
1998	FUR	34-24	Greenville, S.C.
2004	FUR	45-10	Birmingham, Ala.
2005	FUR	45-23	Greenville, S.C.
2008	FUR	28-27	Birmingham, Ala.
2009	FUR	26-24	Greenville, S.C.
2010	FUR	27-10	Birmingham, Ala.
2011	SAM	26-21	Greenville, S.C.
2012	SAM	24-21	Birmingham, Ala.
2013	FUR	35-17	Greenville, S.C.
2014	SAM	45-0	Greenville, S.C.
2015	FUR	20-17	Birmingham, Ala.
2016	SAM	38-21	Greenville, S.C.
2017	SAM	26-20	Birmingham, Ala.
2018	SAM	38-25	Greenville, S.C.
2019	FUR	58-14	Birmingham, Ala.
2020-21	FUR	44-37 (OT)	Greenville, S.C.



FURMAN DEFENSIVE BACK TRAVIS BLACKSHEAR

#SoConFB

PALADINS



FURMAN YEAR-BY-YEAR

Year	Overall	SoCon	Place	Coach
1889	0 2 0			William Beattie
1890	2 0 0			H.C. Granger
1891	0 1 0			
1892	1 0 0			H.P. Young
1893	1 1 0			
1894	No team			
1895	0 2 0			
1896	2 3 0			Harry Sims
1897-99	No team			
1900	0 2 1			Frank Spencer
1901	1 2 1			C.S. Roller
1902	4 3 4			C.S. Roller
1903-12	No team			
1913	6 3 0			W.C. "Cuppy" Farmer
1914	2 5 0			W.B. Bible
1915	5 3 0			W.L. Laval
1916	4 5 0			W.L. Laval
1917	3 5 0			W.L. Laval
1918	3 5 1			W.L. Laval
1919	6 2 1			W.L. Laval
1920	9 1 0			W.L. Laval
1921	7 2 1			W.L. Laval
1922	8 3 0			W.L. Laval
1923	9 2 0			W.L. Laval
1924	5 5 0			W.L. Laval
1925	7 3 0			W.L. Laval
1926	8 1 1			W.L. Laval
1927	10 1 0			W.L. Laval
1928	5 4 0			T.B. Amis
1929	5 4 1			T.B. Amis
1930	6 3 1			T.B. Amis
1931	5 2 2			T.B. Amis
1932	8 1 0			A.P. "Dizzy" McLeod
1933	6 1 2			A.P. "Dizzy" McLeod
1934	5 4 0			A.P. "Dizzy" McLeod
1935	8 1 0			A.P. "Dizzy" McLeod
1936	7 2 0	4 1 0	3rd	A.P. "Dizzy" McLeod
1937	4 3 2	1 2 0	11th	A.P. "Dizzy" McLeod
1938	2 7 1	0 4 0	14th	A.P. "Dizzy" McLeod
1939	5 4 0	3 3 0	t-6th	A.P. "Dizzy" McLeod
1940	5 4 0	4 3 0	8th	A.P. "Dizzy" McLeod
1941	3 4 2	2 3 0	9th	A.P. "Dizzy" McLeod
1942	3 6 0	3 3 0	7th	A.P. "Dizzy" McLeod
1943-45	No team			
1946	2 8 0	1 4 0	t-13th	R.W. Smith
1947	2 7 0	1 4 0	t-14th	R.W. Smith
1948	2 6 1	2 4 0	t-10th	H.E. Smith
1949	3 6 0	3 3 0	t-9th	H.E. Smith
1950	2 8 1	2 4 0	13th	Bill Young
1951	3 6 1	1 4 1	15th	Bill Young
1952	6 3 1	2 2 1	7th	Bill Young
1953	7 2 0	2 0 0	2nd	Bill Young
1954	5 5 0	2 0 0	2nd	Bill Young
1955	1 9 0	1 1 0	7th	Homer Hobbs
1956	2 8 0	2 2 0	5th	Homer Hobbs
1957	3 7 0	2 1 0	4th	Homer Hobbs
1958	2 7 0	1 2 0	8th	Bob King
1959	3 7 0	3 2 0	4th	Bob King
1960	5 4 1	2 2 0	5th	Bob King
1961	7 3 0	2 2 0	5th	Bob King
1962	4 6 0	2 2 0	5th	Bob King
1963	7 3 0	3 2 0	4th	Bob King
1964	3 7 0	1 4 0	t-8th	Bob King
1965	5 5 0	2 3 0	t-6th	Bob King
1966	2 7 1	1 4 0	t-8th	Bob King
1967	5 5 0	2 3 0	t-5th	Bob King
1968	1 9 0	0 4 0	7th	Bob King
1969	1 8 1	0 4 0	t-6th	Bob King
1970	8 3 0	3 2 0	3rd	Bob King
1971	5 5 1	2 3 0	5th	Bob King
1972	2 9 1	1 6 0	7th	Bob King
1973	7 4 0	3 3 0	4th	Art Baker
1974	5 6 0	2 4 0	7th	Art Baker
1975	5 5 1	2 4 0	t-6th	Art Baker

Year	Overall	SoCon	Place	Coach
1976	6 4 1	2 2 1	t-3rd	Art Baker
1977	4 5 2	3 2 1	4th	Art Baker
1978	8 3 0	4 1 0	t-1st	Dick Sheridan
1979	5 6 0	4 3 0	4th	Dick Sheridan
1980	9 1 1	7 0 0	1st	Dick Sheridan
1981	8 3 0	5 2 0	1st	Dick Sheridan
1982	9 3 0	6 1 0	1st	Dick Sheridan
1983	10 2 1	6 0 1	1st	Dick Sheridan
1984	8 3 0	3 3 0	4th	Dick Sheridan
1985	12 2 0	6 0 0	1st	Dick Sheridan
1986	7 3 2	4 2 1	3rd	Jimmy Satterfield
1987	7 4 0	4 3 0	t-3rd	Jimmy Satterfield
1988	13 2 0	6 1 0	t-1st	Jimmy Satterfield
1989	12 2 0	7 0 0	1st	Jimmy Satterfield
1990	9 4 0	6 1 0	1st	Jimmy Satterfield
1991	7 4 0	4 3 0	t-4th	Jimmy Satterfield
1992	6 5 0	4 3 0	5th	Jimmy Satterfield
1993	5 5 1	4 4 0	t-4th	Jimmy Satterfield
1994	3 8 0	2 6 0	t-7th	Bobby Johnson
1995	6 5 0	5 3 0	t-3rd	Bobby Johnson
1996	9 4 0	6 2 0	3rd	Bobby Johnson
1997	7 4 0	5 3 0	t-3rd	Bobby Johnson
1998	5 6 0	3 5 0	t-6th	Bobby Johnson
1999	9 3 0	7 1 0	t-1st	Bobby Johnson
2000	9 3 0	6 2 0	t-2nd	Bobby Johnson
2001	12 3 0	7 1 0	t-1st	Bobby Johnson
2002	8 4 0	6 2 0	t-2nd	Bobby Lamb
2003	6 5 0	4 4 0	t-4th	Bobby Lamb
2004	10 3 0	6 1 0	t-1st	Bobby Lamb
2005	11 3 0	5 2 0	t-2nd	Bobby Lamb
2006	8 4 0	6 1 0	2nd	Bobby Lamb
2007	6 5 0	4 3 0	t-3rd	Bobby Lamb
2008	7 5 0	4 4 0	t-4th	Bobby Lamb
2009	6 5 0	5 3 0	3rd	Bobby Lamb
2010	5 6 0	3 5 0	6th	Bobby Lamb
2011	6 5 0	5 3 0	4th	Bruce Fowler
2012	3 8 0	2 6 0	7th	Bruce Fowler
2013	8 6 0	6 2 0	t-1st	Bruce Fowler
2014	3 9 0	2 5 0	6th	Bruce Fowler
2015	4 7 0	2 5 0	t-6th	Bruce Fowler
2016	3 8 0	3 5 0	6th	Bruce Fowler
2017	8 5 0	6 2 0	t-2nd	Clay Hendrix
2018	6 4 0	6 2 0	t-1st	Clay Hendrix
2019	8 5 0	6 2 0	2nd	Clay Hendrix
2020-21	3 4 0	3 4 0	6th	Clay Hendrix
Total	619-488-38	280-219-11		

ALL-TIME FURMAN COACHES

Coach	Seasons	Years	W	L	T	Pct.
William Beattie	1889	1	0	2	0	.000
H.C. Granger	1890	1	2	0	0	1.00
H.P. Young	1892	1	1	0	0	1.00
Harry Sims	1896	1	2	3	0	.400
Frank Spencer	1900	1	0	2	1	.167
C.S. Roller	1901-02	2	5	5	5	.500
W.C. "Cuppy" Farmer	1913	1	6	3	0	.667
W.B. Bible	1914	1	2	6	0	.250
W.L. Laval	1915-27	13	84	37	4	.688
T.B. Amis	1928-31	4	21	13	4	.605
A.P. "Dizzy" McLeod	1932-42	11	56	37	7	.595
R.W. Smith	1946-47	2	4	15	0	.211
H.E. Smith	1948-49	2	5	12	1	.306
Bill Young	1950-54	5	23	24	3	.490
Homer Hobbs	1955-57	3	6	24	0	.250
Bob King	1958-72	15	60	88	4	.408
Art Baker	1973-77	5	27	24	4	.527
Dick Sheridan	1978-85	8	69	23	2	.745
Jimmy Satterfield	1986-93	8	66	29	3	.689
Bobby Johnson	1994-01	8	60	36	0	.625
Bobby Lamb	2002-10	9	67	40	0	.626
Bruce Fowler	2011-16	6	27	43	0	.386
Clay Hendrix	2017-present	4	25	18	0	.581



PALADIN STADIUM (14,518)



DREW CRONIC HEAD COACH



Alma mater (year):..... Georgia (1998)
Hometown:..... Sharpsburg, Ga.
Career record (years):..... 52-12 (5)
School record (years):..... 5-6 (1)
SoCon record (years):..... 5-3 (1)
FCS Playoff appearances:..... 0

CRONIC'S YEAR-BY-YEAR RECORD

Year	School	SoCon	Overall
2015	Reinhardt		9-2
2016	Reinhardt		13-1
2018	Lenoir-Rhyne		12-2
2019	Lenoir-Rhyne		13-1
2020-21	Mercer	5-3	5-6
Reinhardt (2)			22-3 (.880)
Lenoir-Rhyne (2)			25-3 (.893)
Mercer (1)			5-6 (.625)
Career (5)			52-12 (.813)

2021 COACHING STAFF

David A. Cole..... Associate head coach/cornerbacks/specialists
 Bob Bodine..... Co-offensive coordinator/offensive line
 Tim Foster..... Co-offensive coordinator/jokers
 Joel Taylor..... Defensive coordinator/linebackers
 Mike Adams..... Defensive pass game coordinator/safeties
 Sumner Ellis..... Defensive ends/defensive recruiting coordinator
 La'Donte Harris..... Wide receivers/offensive recruiting coordinator
 Jimmy Long..... Defensive run game coordinator/defensive line
 Kevin O'Brien..... Tight ends
 John Russ..... Running backs/video coordinator

2021 ROSTER

#SoConFB

No.	Name	Pos.	Ht.	Wt.	Cl.	Hometown/Previous school	No.	Name	Pos.	Ht.	Wt.	Cl.	Hometown/Previous school
0	Lance Wise	S	5-8	185	So.	Marietta, Ga./Hillgrove	57	John Harris	OL	6-3	300	R-So.	Hoschton, Ga./Virginia Tech
1	Devron Harper	WR	5-9	165	So.	Conyers, Ga./Gardner-Webb	58	Tyzen Wilkerson	OL	6-3	270	Fr.	Loganville, Ga./Grayson
2	Yahsyn McKee	CB	5-10	170	So.	Stockbridge, Ga./Stockbridge	59	Clay Baker	OL	5-11	220	Fr.	Trion, Ga./Trion
3	Isaac Dowling	LB	5-10	215	Fr.	Lawrenceville, Ga./Shiloh	60	Conner Krieger	OL	6-1	290	R-Sr.	Bogart, Ga./North Oconee
4	Fred Payton	QB	6-2	210	Jr.	Suwanee, Ga./Coastal Carolina	62	Zach Lassiter	LS	6-0	195	So.	Cochran, Ga./Bleckley County
5	Fred Davis	JOKER	5-11	210	So.	Fortson, Ga./Northside	63	Aidan Higgins	OL	5-11	255	R-Fr.	Duluth, Ga./Mountain View
6	Dylan Fromm	QB	5-11	195	R-Fr.	Warner Robins, Ga./Warner Robins	64	Riley Adcock	OL	6-0	265	Fr.	Dacula, Ga./Dacula
7	Ethan Dirrim	JOKER	6-3	225	Fr.	Canton, Ga./Creekview	65	Cyril Turner	OLB	6-2	225	R-Fr.	McDonough, Ga./Eagles Landing Christian Academy
8	Brandon Marshall	JOKER	5-7	185	So.	Jacksonville, Fla./Raines	66	Thomas Steibly	OL	6-3	260	Fr.	Tallahassee, Fla./Florida State University HS
9	Michael Campbell	CB	5-11	190	Jr.	Darien, Ga./McIntosh County Academy	67	Ni Mansell	OL	6-3	270	Fr.	Anderson, S.C./Westside
11	Brandon Mays	JOKER	5-11	200	R-So.	Danville, Ga./Wilkinson County	69	Philip Hatcher	LS	5-7	235	R-So.	Norcross, Ga./Norcross
12	Harrison Poole	CB	5-11	200	R-Sr.	St. Mary's, Ga./Camden County	70	Santo DeFranco	OL	6-4	275	R-So.	Salinas, Calif./Palma/Hartnell College
13	Ty James	WB	6-1	200	R-Fr.	Norcross, Ga./Georgia	71	Daniel Tulk	OL	6-5	255	Fr.	Flowery Branch, Ga./Flowery Branch
14	Nakendrick Clark	QB	5-9	200	Gr.	Statesville, N.C./Appalachian State	73	John Thomas	OL	6-3	305	So.	Marietta, Ga./Hillgrove
15	Carter Peavy	RB	6-3	210	Fr.	Lawrenceville, Ga./Archer	74	Luke Barlow	OL	6-2	280	Fr.	Savannah, Ga./Benedictine Military School
16	Laderrick Johnson	CB	5-11	190	R-Fr.	Jackson, Ga./Navy	75	Ben Carnazzo	OL	6-0	345	R-Fr.	Newnan, Ga./Wofford
17	Landon Miller	JOKER	5-10	185	R-So.	Macon, Ga./Rutland	76	Vinny Carnazzo	DL	6-0	290	Fr.	Newnan, Ga./The Heritage School
18	Corey Barnes	CB	6-2	200	Fr.	Jonesboro, Ga./Mundy's Mill	78	Peyton Bumpers	OL	6-4	265	Fr.	Kennesaw, Ga./Harrison
20	Richie Coffey	S	5-10	185	So.	Jacksonville, Fla./Baldwin	79	Ari Kamau	OL	6-3	275	Fr.	Suwanee, Ga./North Gwinnett
21	Parker Wroble	Joker	5-10	175	Fr.	Hoschton, Ga./Air Force Prep	80	Isaiah Harris	WR	6-2	185	Fr.	Warner Robins, Ga./Houston County
22	DQ Wilkerson	S	6-0	215	R-So.	LaGrange, Ga./Callaway	81	Bryce Lawrence	TE	6-3	230	R-So.	McDonough, Ga./Ola
23	Tyler Mackey	S	5-9	195	Fr.	Fort Lauderdale, Fla./St. Thomas Aquinas	82	Andrew May	TE	6-4	230	Fr.	Evans, Ga./Lakeside
24	Danijah Gammage	LB	6-1	225	R-Jr.	Brunswick, Ga./Brunswick	83	Drake Starks	TE	6-3	240	Jr.	Ringgold, Ga./Lenoir-Rhyne
25	TJ Moore	CB	6-0	175	Fr.	Riverdale, Ga./Riverdale	86	Luke Szabados	TE	6-2	230	R-Fr.	Liberty Township, Ohio/Moeller
26	Byron Bacon	S	6-0	185	Fr.	Brunswick, Ga./Glynn Academy	88	Jaylin Peterson	WR	6-2	175	Fr.	Birmingham, Ala./Ramsay
27	Jacob Walker	Joker	6-1	190	Fr.	Martinez, Ga./Augusta Christian	89	Mac Johnson	TE	6-2	215	Fr.	Waycross, Ga./Ware County
28	Kenyatta Ward	CB	5-8	165	Fr.	Newnan, Ga./Newnan	90	Emil Hovde	OLB	6-4	240	Fr.	Gothenburg, Sweden/RIG Academy
29	Al Wooten II	RB	6-0	215	Fr.	Lakeland, Tenn./Christian Brothers	91	Jordan Swain	DL	6-3	250	Fr.	Brunswick, Ga./Glynn Academy
30	Rick Lester III	S	6-2	195	R-So.	Houston, Texas/Cisco College	92	Caleb Dowden	P/K	5-11	175	R-So.	Statesboro, Ga./Statesboro
31	Luke Ward	S	6-1	210	R-Jr.	Atmore, Ala./Northwest (Fla.)	93	Devin Folser	P/K	6-2	170	So.	McDonough, Ga./Ola
32	Kainalu Pu'u Robinson	S	6-1	190	R-Fr.	Honolulu, Hawaii/Punahou	94	Savio Frazier	DL	6-2	280	Fr.	Hampton, Ga./Dutchdown
34	Myles Redding	S	6-2	175	Fr.	Mableton, Ga./Whitefield Academy	95	Barron King	DL	6-3	280	R-Jr.	Gainesville, Ga./Chestatee
35	Langston White	RB	5-10	190	Fr.	Ellenwood, Ga./Cedar Grove	97	Trey Turk	P/K	6-0	180	Fr.	Murfreesboro, Tenn./Oakland
37	Kenyan Hunter	S	5-9	185	Fr.	Richmond Hills, Ga./Richmond Hills	98	Chris Hill	DL	6-2	280	R-Fr.	Statesboro, Ga./Statesboro
39	Alex Ferry	LB	6-0	190	R-So.	Suwanee, Ga./Peachtree Ridge	99	DJ McDaniel	DL	6-0	285	Jr.	Indian Trail, N.C./Porter Ridge
40	Jordan Williams	OLB	6-3	220	Gr.	Columbia, S.C./The Citadel	--	Jack Shryock	S	6-2	160	Fr.	Davidson, N.C./Hough
41	Zach Hopkins	LB	6-0	215	So.	Madison, Ala./James Clemens	--	Gavin Spratt	S	5-11	175	Fr.	Powder Springs, Ga./Harrison
42	Alvin Ward Jr.	OLB	6-4	230	Gr.	Ahoksie, N.C./Georgia Southern	--	Anthony Squitieri	QB	5-9	175	R-Fr.	Bradenton, Fla./Manatee
43	Myles Jones	OLB	6-2	220	Fr.	Charlotte, N.C./Hough							
44	Richard Benton Jr.	DE	6-2	245	R-Fr.	Atlanta, Ga./B.E.S.T. Academy							
45	Dyvon McKinney	RB	6-0	210	Fr.	Asheboro, N.C./Asheboro							
47	Tommy Pollack	LB	6-0	210	Fr.	Powder Springs, Ga./Harrison							
48	Solomon Zubairu	DL	6-1	250	So.	Lawrenceville, Ga./Archer							
49	Chris Taylor	LB	6-1	215	R-Fr.	Suwanee, Ga./Lambert							
51	Jason Poe	OL	6-2	295	Gr.	Fitzgerald, Ga./Lenoir-Rhyne							
54	Ken Standley	LB	5-10	215	So.	Waycross, Ga./Ware County							
55	Marques Thomas	LB	6-1	220	Fr.	McCalla, Ala./McAdory							



MERCER BEARS

Basic information

Location: Macon, Ga.
 Founded: 1833
 Enrollment: 9,000
 Nickname: Bears
 Colors: Orange and Black
 President: William D. Underwood
 Director of athletics: Jim Cole
 Stadium: Five Star Stadium
 Capacity: 10,200

Media relations

Football contact (interim): Kraig Doremus
 Email: doremus_kj@mercer.edu
 Office: 478-301-5218
 Cell: 678-481-3724
 Press box phone: 478-943-4355
 Website: MercerBears.com

Team information

2020-21 record: 5-6
 SoCon record: 5-3 (4th)
 Home: 4-1
 Away: 1-5
 Lettermen returning/lost: 61/20
 Off. starters returning/lost: 8/3
 Def. starters returning/lost: 9/2
 Specialists returning/lost: 3/2
 Basic offense.. Multiple (Spread/Wing)
 Basic defense Multiple



Kraig Doremus
 Football SID
 (interim)

SoCon titles (0)

FCS Playoff appearances (0)



MERCER LINEBACKER ISAAC DOWLING



MERCER TIGHT END
 DRAKE STARKS

2021 SCHEDULE

Sept. 2 (7 p.m.) Point (ESPN+)		Oct. 23 (6 p.m.) Wofford* (Nexstar/ESPN+)	
Sept. 11 (4 p.m.) at Alabama (SEC Network)		Oct. 30 (2 p.m.) at The Citadel* (ESPN+)	
Sept. 25 (2 p.m.) at Furman* (ESPN+)		Nov. 13 (3 p.m.) Chattanooga* (ESPN+)	
Oct. 2 (6 p.m.) Samford* (ESPN+)		Nov. 20 (1 p.m.) at ETSU* (ESPN+)	
Oct. 9 (3:30 p.m.) at Western Carolina* (ESPN+)			
Oct. 16 (4 p.m.) VMI* (ESPN+)			

* Southern Conference game



2020-21 RESULTS (5-6, 5-3 SOCON; 4TH)

Date	Opponent	W/L	Score	Attendance
Oct. 10	at Jacksonville State	L	28-34	5,870
Oct. 24	at Army West Point	L	3-49	5,181
Oct. 31	ABILENE CHRISTIAN	L	17-20	2,372
Feb. 20	at Wofford*	L	14-31	1,078
Feb. 27	THE CITADEL*	W	42-28	3,372
March 13	at VMI*	L	14-41	1,000
March 20	WESTERN CAROLINA*	W	45-28	3,527
March 27	at #9 Chattanooga*	W	35-28	3,144
April 3	#17 FURMAN*	W	26-14	3,627
April 10	#20 ETSU*	W	21-13	3,273
April 17	at Samford*	L	20-44	1,176

* Southern Conference game

2020-21 TEAM GAME-BY-GAME

Date	Opponent	Rushing				Receiving				Passing			Kick returns				Punt returns				Total off			
		No.	Yds	TD	Lg	No.	Yds	TD	Lg	Cmp	Att	Int	Yds	TD	Lg	No	Yds	TD	Lg	No		Yds	TD	Lg
Oct. 10	at Jacksonville State	43	153	1	13	12	134	2	31	12	25-1	134	2	31	5	126	1	100	0	0	0	0	0	287
Oct. 24	at Army West Point	33	113	0	30	16	108	0	20	16	24-3	108	0	20	3	46	0	28	1	9	0	9	9	221
Oct. 31	ABILENE CHRISTIAN	44	166	1	16	11	126	1	48	11	15-0	126	1	48	1	16	0	16	0	0	0	0	0	292
Feb. 20	at Wofford	43	181	2	38	11	131	0	30	11	25-0	131	0	30	5	92	0	26	2	20	0	12	312	
Feb. 27	THE CITADEL	31	146	1	38	10	208	3	75	10	17-0	208	3	75	3	94	1	45	0	0	0	0	354	
March 13	at VMI	34	70	0	13	10	100	2	26	10	21-1	100	2	26	4	91	0	27	2	14	0	9	170	
March 20	WESTERN CAROLINA	68	308	5	19	10	118	1	22	10	22-0	118	1	22	5	66	0	20	3	17	0	10	426	
March 27	at Chattanooga	53	206	5	28	13	167	0	46	13	17-1	167	0	46	3	54	0	27	2	8	0	6	373	
April 3	FURMAN	42	101	1	17	21	406	2	54	21	37-2	406	2	54	0	0	0	0	3	3	0	3	507	
April 10	ETSU	41	154	1	40	9	65	1	22	9	15-0	65	1	22	3	110	0	80	2	11	0	9	219	
April 17	at Samford	59	246	3	30	13	256	0	64	13	26-0	256	0	64	4	89	0	26	1	-19	0	0	502	
	Totals	491	1844	20	40	136	1819	12	75	136	244-8	1819	12	75	36	784	2	100	16	63	0	12	3663	
	Opponent	448	1983	30	73	204	2118	10	57	204	308-3	2118	10	57	29	646	0	59	21	122	0	13	4101	

Games played: 11
 Avg per rush: 3.8
 Avg per catch: 13.4
 Pass efficiency: 128.03
 Kick ret avg: 21.8
 Punt ret avg: 3.9
 All purpose avg/game: 410.0
 Total offense avg/gm: 333.0

Date	Opponent	Tackles			TFL-Yds	Sacks		Fumble		Pass defense			Blkd Kick	PAT attempts			Saf	Pts
		Solo	Ast	Total		No	Yds	FF	FR-Yds	Int	QBH	Brk		Att-Mad	Run	Rcv		
Oct 10	at Jacksonville State	30	52	82	8.0-30	4.0-20	1	1-0	0-0	0	0	0	4-4	0	0	0	28	
Oct 24	at Army West Point	34	54	88	5.0-18	2.0-10	1	0-0	0-0	0	1	1	0-0	0	0	0	3	
Oct 31	ABILENE CHRISTIAN	41	34	75	5.0-35	3.0-31	1	1-0	0-0	2	2	0	2-2	0	0	0	17	
Feb 20	at Wofford	38	18	56	5.0-10	0.0-0	0	0-0	0-0	0	3	0	2-2	0	0	0	14	
Feb 27	THE CITADEL	29	70	99	7.0-21	3.0-12	0	2-27	1-0	0	2	0	6-6	0	0	0	42	
March 13	at VMI	47	52	99	4.0-12	3.0-29	1	1-0	0-0	2	1	0	2-2	0	0	0	14	
March 20	WESTERN CAROLINA	30	24	54	6.0-19	1.0-6	0	0-0	1-0	1	3	0	6-6	0	0	0	45	
March 27	at Chattanooga	31	26	57	8.0-30	5.0-27	0	2-0	0-0	1	2	0	5-5	0	0	0	35	
April 3	FURMAN	36	40	76	8.0-39	4.0-31	0	0-0	0-0	6	4	0	2-2	0	0	0	26	
April 10	ETSU	32	42	74	4.0-13	2.0-11	0	2-63	1-0	2	5	0	3-3	0	0	0	21	
April 17	at Samford	58	16	74	8.0-20	1.0-1	1	1-0	0-0	3	5	1	3-2	0	0	0	20	
	Totals	406	428	834	68.0-247	28.0-178	5	10-90	3-0	17	28	2	35-34	0	0	0	265	
	Opponent	371	466	837	57.0-222	22.0-166	9	9-67	8-88	23	36	5	41-40	1	0	0	330	

Date	Opponent	Punting				Blkd	TB	FC	Field goals			Blkd	Kickoffs				
		No	Yds	Avg	Long				Att-Made	Lg	No		Yds	Avg	TB	OB	
Oct. 10	at Jacksonville State	5	167	33.4	51	1	0	3	1	2	0-0	0	5	242	48.4	1	0
Oct. 24	at Army West Point	4	127	31.8	48	1	1	0	0	1	2-1	36	2	99	49.5	0	0
Oct. 31	ABILENE CHRISTIAN	3	121	40.3	45	0	0	1	0	0	1-1	44	4	260	65.0	3	0
Feb. 20	at Wofford	4	161	40.2	44	0	0	2	0	1	0-0	0	3	153	51.0	1	0
Feb. 27	THE CITADEL	4	169	42.2	47	0	0	1	0	1	1-0	0	8	441	55.1	1	1
March 13	at VMI	7	257	36.7	46	0	0	2	0	1	0-0	0	3	188	62.7	1	0
March 20	WESTERN CAROLINA	6	228	38.0	52	1	0	2	1	1	1-1	45	8	458	57.2	2	0
March 27	at Chattanooga	7	301	43.0	56	0	0	1	2	4	0-0	0	6	297	49.5	1	0
April 3	FURMAN	3	115	38.3	44	0	0	0	0	1	3-2	31	6	337	56.2	1	1
April 10	ETSU	9	371	41.2	57	0	2	4	1	3	1-0	0	4	254	63.5	1	0
April 17	at Samford	6	227	37.8	48	0	0	0	0	2	1-0	0	3	142	47.3	0	0
	Totals	58	2244	38.7	57	3	3	16	5	17	10-5	45	52	2871	55.2	12	2
	Opponent	50	1978	39.6	56	1	3	14	4	16	17-12	49	62	3472	56.0	18	3



MERCER VS. 2021 OPPONENTS

Mercer 0, Point 0

First meeting
Drew Cronic vs. PU: 2-0 (2-0 RU)
Julius Dixon vs. MER: 0-0

Alabama 3, Mercer 0

At UA: UA leads 3-0
At MER: N/A
Nick Saban vs. MER: 1-0
Drew Cronic vs. UA: 0-0
Last UA win: 20-0 in 1940
Last MER win: N/A
Longest UA streak: 3 (1939-2017)
Longest MER streak: N/A
Last 10 meetings: UA leads 3-0
Current streak: UA has won three
Largest UA win: 56-0 in 2017
Largest MER win: N/A

Year	Winner	Score	Site
1939	UA	20-0	Tuscaloosa, Ala.
1940	UA	20-0	Tuscaloosa, Ala.
2017	UA	56-0	Tuscaloosa, Ala.

Furman 10, Mercer 7, 2 ties

At FUR: FUR leads 4-2-2
At MER: FUR leads 6-5
Clay Hendrix vs. MER: 3-1
Drew Cronic vs. FUR: 1-0
Last FUR win: 45-10 in 2019
Last MER win: 26-14 in 2020-21
Longest FUR streak: 4 (1934-14)
Longest MER streak: 3 (1923-25)
Last 10 meetings: FUR leads 7-3
Current streak: MER has won one
Largest FUR win: 37-0 in 1921
Largest MER win: 39-0 in 1914

Year	Winner	Score	Site
1914	MER	39-0	Macon, Ga.
1921	FUR	37-0	Greenville, S.C.
1923	MER	6-3	Macon, Ga.
1924	MER	23-0	Greenville, S.C.
1925	MER	17-0	Macon, Ga.
1926	Tie	13-13	Greenville, S.C.
1927	FUR	27-13	Macon, Ga.
1932	FUR	2-0	Macon, Ga.
1933	Tie	6-6	Greenville, S.C.
1934	FUR	9-3	Macon, Ga.
1935	FUR	32-0	Greenville, S.C.
1936	FUR	20-9	Macon, Ga.
2014	FUR	25-20	Macon, Ga.
2015	MER	27-20 (OT)	Greenville, S.C.
2016	MER	27-24	Macon, Ga.
2017	FUR	28-21	Greenville, S.C.
2018	FUR	35-30	Macon, Ga.
2019	FUR	45-10	Greenville, S.C.
2020-21	MER	26-14	Macon, Ga.

Samford 14, Mercer 12, 1 tie

At MER: MER leads 10-7-1
At SAM: SAM leads 6-2
At neutral sites: SAM leads 1-0
Drew Cronic vs. SAM: 0-1
Chris Hatcher vs. MER: 4-2
Last MER win: 36-33 (3OT) in 2019
Last SAM win: 44-20 in 2020-21
Longest MER streak: 4 (1910-15)
Longest SAM streak: 8 (1937-2017)
Last 10 meetings: SAM leads 8-2
Current streak: SAM has won one
Largest MER win: 45-0 in 1908
Largest SAM win: 47-21 in 2015

Year	Winner	Score	Site
1907	MER	11-6	Macon, Ga.
1908	MER	45-0	Macon, Ga.
1909	SAM	6-5	Macon, Ga.
1910	MER	28-0	Macon, Ga.
1911	MER	29-0	Macon, Ga.
1912	MER	36-0	Birmingham, Ala.
1915	MER	14-7	Macon, Ga.
1916	SAM	26-7	Birmingham, Ala.
1920	SAM	33-13	Macon, Ga.
1924	MER	14-5	Macon, Ga.
1926	MER	3-0	Macon, Ga.



MERCER CORNERBACK MICHAEL CAMPBELL

1927	SAM	14-0	Macon, Ga.
1928	SAM	15-7	Macon, Ga.
1929	MER	7-2	Macon, Ga.
1932	MER	21-6	Macon, Ga.
1936	Tie	0-0	Macon, Ga.
1937	SAM	13-0	Birmingham, Ala.
1939	SAM	7-3	Albany, Ga.
1940	SAM	14-6	Macon, Ga.
1941	SAM	27-6	Birmingham, Ala.
2014	SAM	21-18	Birmingham, Ala.
2015	SAM	47-21	Macon, Ga.
2016	SAM	24-19	Birmingham, Ala.
2017	SAM	20-3	Macon, Ga.
2018	MER	30-24	Birmingham, Ala.
2019	MER	36-33 (3OT)	Macon, Ga.
2020-21	SAM	44-20	Birmingham, Ala.

Mercer 5, Western Carolina 2

At MER: MER leads 3-1
At WCU: MER leads 2-1
Drew Cronic vs. WCU: 1-0
Kerwin Bell vs. MER: 0-1 (0-1 JU)
Last MER win: 45-28 in 2020-21
Last WCU win: 24-21 in 2015
Longest MER streak: 5 (2016-21)
Longest WCU streak: 2 (2014-15)
Last 10 meetings: MER leads 5-2
Current streak: MER has won five
Largest MER win: 49-27 in 2019
Largest WCU win: 35-21 in 2014

Year	Winner	Score	Site
2014	WCU	35-21	Macon, Ga.
2015	WCU	24-21	Cullowhee, N.C.
2016	MER	38-24	Macon, Ga.
2017	MER	35-33	Cullowhee, N.C.
2018	MER	59-46	Macon, Ga.
2019	MER	49-27	Cullowhee, N.C.
2020-21	MER	45-28	Macon, Ga.

Mercer 5, VMI 2

At MER: MER leads 2-1
At VMI: MER leads 3-1
Drew Cronic vs. VMI: 0-1
Scott Wachenheim vs. MER: 2-4
Last MER win: 34-27 in 2019
Last VMI win: 41-14 in 2020-21
Longest MER streak: 4 (2016-19)
Longest VMI streak: 1 (2015, 2020-21)
Last 10 meetings: MER leads 5-2
Current streak: VMI has won one
Largest MER win: 49-14 in 2017
Largest VMI win: 41-14 in 2020-21

Year	Winner	Score	Site
2015	VMI	41-14	Macon, Ga.
2017	MER	49-14	Macon, Ga.
2020-21	MER	41-14	Macon, Ga.

2014	MER	27-24	Lexington, Va.
2015	VMI	28-21	Macon, Ga.
2016	MER	33-30 (OT)	Lexington, Va.
2017	MER	49-14	Macon, Ga.
2018	MER	48-38	Lexington, Va.
2019	MER	34-27	Macon, Ga.
2020-21	VMI	41-14	Lexington, Va.

Wofford 7, Mercer 6

At MER: MER leads 4-3
At WOF: WOF leads 4-2
Drew Cronic vs. WOF: 0-1
Josh Conklin vs. MER: 3-0
Last MER win: 20-14 in 1941
Last WOF win: 31-14 in 2020-21
Longest MER streak: 6 (1915-41)
Longest WOF streak: 7 (2014-21)
Last 10 meetings: WOF leads 7-3
Current streak: WOF has won seven
Largest MER win: 25-7 in 1931
Largest WOF win: 41-7 in 2019

Year	Winner	Score	Site
1915	MER	13-6	Macon, Ga.
1924	MER	16-0	Macon, Ga.
1931	MER	25-7	Spartanburg, S.C.
1938	MER	14-0	Macon, Ga.
1939	MER	12-0	Spartanburg, S.C.
1941	MER	20-14	Macon, Ga.
2014	WOF	34-6	Spartanburg, S.C.
2015	WOF	34-33 (OT)	Macon, Ga.
2016	WOF	31-21	Spartanburg, S.C.
2017	WOF	28-27	Macon, Ga.
2018	WOF	42-21	Spartanburg, S.C.
2019	WOF	41-7	Macon, Ga.
2020-21	WOF	31-14	Spartanburg, S.C.

The Citadel 11, Mercer 6, 1 tie

At CIT: CIT leads 5-3-1
At MER: CIT leads 4-1
At neutral sites: Series tied 2-2
Brent Thompson vs. MER: 3-2
Drew Cronic vs. CIT: 1-0
Last CIT win: 35-24 in 2019
Last MER win: 42-28 in 2020-21
Longest CIT streak: 3 (2014-16)
Longest MER streak: 2 (1927-28)
Last 10 meetings: CIT leads 6-4
Current streak: MER has won one
Largest CIT win: 31-0 in 1925
Largest MER win: 26-0 in 1931

Year	Winner	Score	Site
1906	CIT	10-0	Charleston, S.C.
1908	CIT	10-0	Charleston, S.C.

#SoConFB



MERCER VS. 2021 OPPONENTS

1910	MER	21-0	Savannah, Ga.
1911	CIT	5-0	Savannah, Ga.
1913	Tie	7-7	Charleston, S.C.
1925	CIT	31-0	Augusta, Ga.
1926	CIT	12-7	Macon, Ga.
1927	MER	6-0	Charleston, S.C.
1928	MER	7-0	Savannah, Ga.
1929	CIT	21-13	Charleston, S.C.
1931	MER	26-0	Charleston, S.C.
2014	CIT	28-26	Macon, Ga.
2015	CIT	21-19	Charleston, S.C.
2016	CIT	24-23	Macon, Ga.
2017	MER	24-14	Charleston, S.C.
2018	CIT	38-31	Macon, Ga.
2019	CIT	35-24	Charleston, S.C.
2020-21	MER	42-28	Macon, Ga.

Chattanooga 20, Mercer 10, 1 tie

At MER: MER leads 6-4

At UTC: UTC leads 16-4-1

Drew Cronin vs. UTC: 1-0

Rusty Wright vs. MER: 1-1

Last MER win: 35-28 in 2020-21

Last UTC win: 34-17 in 2019

Longest MER streak: 2 (1923-24; 1932-33; 2017-18)

Longest UTC streak: 8 (1935-2014)

Last 10 meetings: UTC leads 6-4

Current streak: MER has won one

Largest MER win: 33-0 in 1924

Largest UTC win: 49-0 in 1916

Year	Winner	Score	Site
1909	MER	10-2	Macon, Ga.
1910	UTC	6-0	Macon, Ga.
1914	UTC	16-0	Macon, Ga.
1915	UTC	20-6	Chattanooga, Tenn.
1916	UTC	49-0	Chattanooga, Tenn.
1920	UTC	20-0	Chattanooga, Tenn.
1921	MER	18-0	Macon, Ga.
1922	UTC	13-6	Chattanooga, Tenn.
1923	MER	18-3	Macon, Ga.
1924	MER	33-0	Macon, Ga.
1925	UTC	12-7	Chattanooga, Tenn.
1929	UTC	7-0	Macon, Ga.
1930	UTC	8-6	Chattanooga, Tenn.
1931	UTC	27-19	Chattanooga, Tenn.
1932	MER	25-0	Chattanooga, Tenn.
1933	MER	7-0	Chattanooga, Tenn.
1934	Tie	13-13	Chattanooga, Tenn.
1935	UTC	12-7	Chattanooga, Tenn.
1936	UTC	6-0	Chattanooga, Tenn.
1937	UTC	19-7	Chattanooga, Tenn.
1938	UTC	9-7	Chattanooga, Tenn.
1939	UTC	21-18	Chattanooga, Tenn.
1940	UTC	20-6	Chattanooga, Tenn.
1941	UTC	40-13	Chattanooga, Tenn.
2014	UTC	38-31	Chattanooga, Tenn.
2015	MER	17-14	Macon, Ga.
2016	UTC	52-31	Chattanooga, Tenn.
2017	MER	30-10	Macon, Ga.
2018	MER	13-9	Chattanooga, Tenn.
2019	UTC	34-17	Macon, Ga.
2020-21	MER	35-28	Chattanooga, Tenn.

ETSU 3, Mercer 3

At ETSU: ETSU leads 2-0

At MER: MER leads 3-1

Randy Sanders vs. MER: 2-1

Drew Cronin vs. ETSU: 1-0

Last ETSU win: 38-33 in 2019

Last MER win: 21-13 in 2020-21

Longest ETSU streak: 3 (2017-19)

Longest MER streak: 2 (2015-16)

Last 10 meetings: Series tied 3-3

Current streak: MER has won two

Largest ETSU win: 38-33 in 2019

Largest MER win: 52-0 in 2015

Year	Winner	Score	Site
2015	MER	52-0	Macon, Ga.
2016	MER	21-13	Macon, Ga.
2017	ETSU	26-23 (OT)	Johnson City, Tenn.
2018	ETSU	21-18	Macon, Ga.
2019	ETSU	38-33	Johnson City, Tenn.
2020-21	MER	21-13	Macon, Ga.

MERCER YEAR-BY-YEAR

Year	Overall	SoCon	Place	Coach
1892	1 2 0			
1893	No team			
1894	0 1 0			George Stallings
1895	No team			
1896	0 2 1			J.D. Winston
1897	0 1 0			Gordon Saussy
1898-02	No team			
1903	0 1 0			
1904-05	No team			
1906	2 3 0			E.E. Tarr
1907	3 3 0			H.R. Shencker
1908	3 4 0			Frank Blake
1909	3 4 0			Frank Blake
1910	6 3 0			C.C. Stroud
1911	4 6 1			C.C. Stroud
1912	5 3 1			C.C. Stroud
1913	2 5 1			Lewis Hardage
1914	5 4 0			Fred A. Robins
1915	5 4 0			John Zellars
1916	1 6 0			John Zellars/D.R. Peacock
1917-18	No team			
1919	0 2 0			Maxwell James
1920	2 7 0			Josh Cody
1921	3 6 0			Josh Cody
1922	5 6 0			Josh Cody
1923	4 5 0			Stanley Robinson
1924	5 3 2			Stanley Robinson
1925	3 6 0			Stanley Robinson
1926	4 3 2			Bernie Moore
1927	5 4 0			Bernie Moore
1928	3 5 1			Bernie Moore
1929	2 7 0			Lake Russell
1930	5 5 0			Lake Russell
1931	7 2 1			Lake Russell
1932	7 2 0			Lake Russell
1933	4 3 2			Lake Russell
1934	3 6 1			Lake Russell
1935	4 5 0			Lake Russell
1936	3 6 1			Lake Russell
1937	4 5 0			Lake Russell
1938	3 6 0			Lake Russell
1939	3 7 0			Lake Russell
1940	1 7 0			Lake Russell
1941	3 6 0			Bobby Hooks
1942-12	No team			
2013	10 2 0			Bobby Lamb
2014	6 6 0	1 6 0	t-7th	Bobby Lamb
2015	5 6 0	2 5 0	t-6th	Bobby Lamb
2016	6 5 0	4 4 0	5th	Bobby Lamb
2017	5 6 0	4 4 0	5th	Bobby Lamb
2018	5 6 0	4 4 0	t-5th	Bobby Lamb
2019	4 8 0	3 5 0	7th	Bobby Lamb
2020-21	5 6 0	5 3 0	4th	Drew Cronin
Total	169-211-14	23-31-0		

ALL-TIME MERCER COACHES

Coach	Seasons	Years	W	L	T	Pct.
George Stallings	1894	1	0	1	0	.000
J.D. Winston	1896	1	0	2	1	.100
Gordon Saussy	1897	1	0	1	0	.000
E.E. Tarr	1906	1	2	3	0	.400
H.R. Shencker	1907	1	3	3	0	.500
Frank Blake	1908-09	2	6	8	0	.429
C.C. Stroud	1910-12	3	15	12	2	.552
Lewis Hardage	1913	1	2	5	1	.313
Fred A. Robins	1914	1	5	4	0	.556
John Zellars	1915-16	2	6	5	0	.545
D.R. Peacock	1916	1	0	5	0	.000
Maxwell James	1919	1	0	2	0	.000
Josh Cody	1920-22	3	10	19	0	.345
Stanley Robinson	1923-25	3	12	14	2	.464
Bernie Moore	1926-28	3	12	12	3	.500
Lake Russell	1929-40	12	46	60	5	.437
Bobby Hooks	1941	1	3	6	0	.333
Bobby Lamb	2013-19	7	41	39	0	.513
Drew Cronin	2020-present	1	5	6	0	.455



FIVE STAR STADIUM (10,200)



SAMFORD

CHRIS HATCHER HEAD COACH



Alma mater (year):..... Valdosta State (1994)
Hometown:..... Macon, Ga.
Career record (years):..... 157-86 (21)
School record (years):..... 36-29 (6)
SoCon record (years):..... 39-30 (9)
FCS Playoff appearances:..... 2

HATCHER'S YEAR-BY-YEAR RECORD

Year	School	SoCon	Overall
2000	Valdosta State		10-2
2001	Valdosta State		12-1
2002	Valdosta State		14-1
2003	Valdosta State		10-2
2004	Valdosta State		13-1
2005	Valdosta State		9-3
2006	Valdosta State		8-2
2007	Georgia Southern	4-3 (t-3rd)	7-4
2008	Georgia Southern	4-4 (t-4th)	6-5
2009	Georgia Southern	4-4 (t-4th)	5-6
2010	Murray State		6-5
2011	Murray State		7-4
2012	Murray State		5-6
2013	Murray State		6-6
2014	Murray State		3-9
2015	Samford	3-4 (t-4th)	6-5
2016	Samford	5-3 (4th)	7-5
2017	Samford	6-2 (t-2nd)	8-4
2018	Samford	5-3 (4th)	6-5
2019	Samford	4-4 (t-4th)	5-7
2020-21	Samford	4-3 (5th)	4-3
Valdosta State (7)			76-12 (.864)
Georgia Southern (3)			12-11 (.522)
Murray State (5)			18-15 (.545)
Samford (6)			27-30 (.474)
Samford (6)			27-19 (.587)
Career (21)			39-30 (.565)

2021 COACHING STAFF

Nick Benedetto..... Defensive coordinator
 Mitch Stewart..... Offensive coordinator/wide receivers
 Ricky Turner..... Assistant head coach/special teams coordinator/tight ends
 Shawn Bostick..... Offensive line
 Kevin Corless..... Linebackers
 Kynjee Cotton..... Defensive ends
 Alex Garcia..... Defensive tackles
 Andrew Gray..... Assistant defensive backs
 Mack Helms..... Tackles/assistant offensive line
 K.D. Humphries..... Quarterbacks

2021 ROSTER

#SoConFB

No.	Name	Pos.	Ht.	Wt.	Cl.	Hometown/Previous school	No.	Name	Pos.	Ht.	Wt.	Cl.	Hometown/Previous school
0	Chandler Smith	WR	5-10	188	So.	Marietta, Ga./Walton	38	Dorian Gooch	LB	6-2	212	So.	Tampa, Fla./Tampa Catholic
1	Kourtlan Marsh	CB	5-11	194	Fr.	Warrior, Ala./Mortimer-Jordan	39	Trimarcus Cheeks	LB	6-2	222	So.	Hampton, Ga./Dutchtown
1	P.J. McDonald	RB	6-0	180	Fr.	Bessemer, Ala./Bessemer Academy	40	Wade White	S	6-0	191	Fr.	Prattville, Ala./Prattville
2	Coutrell Plair	CB	6-0	170	Gr.	Brentwood, Tenn./Brentwood Academy	41	Evan Craighead	LB	6-3	218	Fr.	Madison, Ala./Navy Prep
2	Quincy Crittendon	QB	5-11	193	Fr.	Decatur, Ala./Austin	41	Henry Bishop	K	6-2	179	Fr.	Spartanburg, S.C./Spartanburg
3	A.J. Toney	WR	5-7	182	So.	Birmingham, Ala./Jackson-Olin	42	Trent Shedd	LB	6-1	228	So.	Dora, Ala./Corner
3	David Coltrane	LB/S	6-3	203	Fr.	Alpharetta, Ga./Blessed Trinity	43	C.J. Paymon	LB	6-1	216	Fr.	Montgomery, Ala./Pike Road
4	Montrell Washington	WR	5-10	170	Sr.	Canton, Ga./Cherokee	44	Tay Berry	DT	6-2	290	Jr.	Flora, Miss./Madison Central
4	Teddy Bullock	DB	5-11	170	Fr.	Lexington, Ky./Lexington Catholic	45	Thomas Neville	LB	6-3	213	Fr.	Loganville, Ga./Dunwoody
6	DeMarcus Ware	RB	5-9	188	Jr.	Olive Branch, Miss./Olive Branch	46	Slade Ziegler	LB	6-0	211	So.	Mandeville, La./Lakeshore
7	Liam Welch	QB	6-2	208	Gr.	Augusta, Ga./Aquinas	47	Chris Edmonds	S	6-2	214	So.	Columbus, Ga./Brookstone School
7	Bradley Porcellato	P	5-11	156	Jr.	Melbourne, Australia/Aquinas College	48	Chase Volpi	S	6-0	216	So.	Tampa, Fla./Robinson
8	J.R. Tran-Reno	WR	6-1	222	So.	Birmingham, Ala./Vanderbilt	49	Connor Koch	DE	6-3	236	Gr.	Charleston, S.C./TCU
9	Asher Morgan	QB	6-4	219	Fr.	Philadelphia, Miss./Philadelphia	51	Tate Taylor	P/LB	6-0	210	Fr.	Nashville, Tenn./Lipscomb Academy
9	Midnight Steward	S	6-1	180	Fr.	Daphne, Ala./Daphne	52	Beau Myers	OL	6-4	290	So.	Clarksville, Tenn./Independence
10	Shelton Quarles Jr.	S	6-0	176	Fr.	Tampa, Fla./Calvary Christian	53	Camren Wood	LS	5-10	174	So.	Hoover, Ala./Hoover
10	Michael Maginnis	QB	6-1	196	Fr.	Newnan, Ga./Newnan	54	Luke Byrne	OL	6-4	310	Fr.	Forsyth, Ga./Mary Persons
11	Lawson Pratt	WR	6-0	195	Fr.	Tuscaloosa, Ala./American Christian Acad.	55	Harrison Saunders	DL	6-2	237	Fr.	Jasper, Ala./Jasper
11	Will Hudson	QB	5-11	194	So.	Marietta, Ga./Sprayberry	56	Griffin Hicks	LS	6-1	158	So.	Charlotte, N.C./NC State
12	Ty King	WR	6-0	165	So.	Wrens, Ga./Jefferson County	57	Cooper Frazier	OL	6-4	315	Fr.	Corinth, Miss./Corinth
13	Sylvaughn Turner	CB	6-0	194	Sr.	Huntsville, Ala./Murray State	58	Chris Noble	OL	6-4	284	So.	Brewton, Ala./UAB
13	David Coleman	QB	6-0	171	Fr.	Dublin, Ga./Trinity Christian	59	Zach Williams	K	5-8	188	Jr.	Louisville, Ky./North Texas
14	Torrence Pollard	WR	5-8	175	Jr.	Ensley, Ala./Leeds	60	Tyler Russell	LS	6-1	199	Gr.	Niceville, Fla./Southern Mississippi
14	Zak Burnett	QB	6-1	181	Fr.	Guntersville, Ala./Guntersville	61	Alex Applefield	LS	5-10	208	Fr.	Dothan, Ala./Houston Academy
15	J.T. Herring	S	6-2	191	Sr.	Fernandina, Fla./Fernandina Beach	62	Jabari Brooks	OL	6-3	338	Fr.	Sandersville, Ga./Washington County
15	Cade Blackmon	QB	5-11	184	Fr.	Opelika, Ala./Opelika	63	Zach Bond	OL	6-3	282	So.	McHenry, Miss./N.W. Mississippi CC
16	Hakeem Johnson	CB	6-3	201	Jr.	Remington, Va./Univ. of Sioux Falls	64	Rush Boyett	DT	6-1	284	Fr.	Athens, Ala./Athens
17	Jordan Oladokun	CB	6-0	177	Fr.	Tampa, Fla./Gaither	65	Austin Guysie	OL	6-4	274	So.	Trinity, Ala./West Morgan
17	Miles Morris	QB	6-2	188	Fr.	Macon, Ga./Tatnall Square Academy	66	Peter Parker	DE	6-1	216	Fr.	Mobile, Ala./St. Paul's Episcopal School
18	Ty Hatcher	QB	5-8	163	So.	Homewood, Ala./Bessemer Academy	67	Peter Renkoski	OL	6-1	282	So.	Roswell, Ga./Blessed Trinity Catholic
18	Bryson Mullins	S	6-0	187	Fr.	Fairburn, Ga./Our Lady of Mercy	68	Brenden Reed	DT	6-4	250	Fr.	Brentwood, Tenn./Ravenwood
19	Jai'Rus Creamer	WR	6-4	239	Sr.	Rome, Ga./Rome	70	J.D. Beall	OL	6-2	283	Jr.	Flowood, Miss./EMCC
19	Coby Neenan	K	6-2	214	Sr.	Dothan, Ala./UAB	71	Jayson Webb	OL	6-5	295	Fr.	Hoover, Ala./Spain Park
20	Jay Stanton	RB	6-0	185	So.	Crestview, Fla./Crestview	72	Gavin Orr	OL	6-4	281	Jr.	Southside, Ala./Southside
20	Camden Kuhn	LB	6-4	197	Fr.	Knoxville, Tenn./Farragut	73	Jayme Motley-Simmons	OL	6-7	285	So.	Alabaster, Ala./UAB
21	Joshua Carter	CB	6-1	203	Sr.	Birmingham, Ala./Ramsay	74	Kasra Bojnordi	OL	6-3	288	Fr.	Milton, Ga./Cambridge
21	Carson Goold	WR	6-5	197	Fr.	Memphis, Tenn./Houston HS	77	Zach Brown	OL	6-4	275	Fr.	Loretto, Tenn./Loretto
22	Nathan East	LB	6-2	228	Gr.	McCalla, Ala./McAdory	78	Chance Butts	OL	6-4	297	Fr.	Frankville, Ala./Leroy
22	Isaiah Causey	WR	6-2	194	Fr.	Prattville, Ala./Prattville	79	Donovan Hawkins	OL	6-2	302	Fr.	Pinson, Ala./Pinson Valley
23	Bradley Ellis	WR	6-3	191	So.	Eads, Tenn./Briarcrest Christian	80	Justin Hayes	DT	6-3	253	So.	Smyrna, Ga./Campbell
23	Keaton Carter	CB	5-10	188	Fr.	Springdale, Ark./Shiloh Christian	81	Jamal Thompson	DE	6-3	248	Fr.	Sarasota, Fla./Sarasota
24	Joquet Jiles	WR	5-9	174	So.	Auburndale, Fla./Auburndale	82	Deuce Flowers	WR	6-4	172	Fr.	Cleveland, Tenn./Cleveland
24	Coltland Pettifils	LB	5-10	183	Fr.	Greensboro, N.C./High Point Christian Academy	83	Titus Gardner	WR	5-7	167	So.	Tuscaloosa, Ala./Tuscaloosa Academy
25	J.P. Swanson	S	6-0	178	So.	West Chester, Ohio/Morehead State	84	Kendall Watson	WR	5-10	183	Jr.	Chattanooga, Tenn./McCallie School
26	Jacob Peters	CB	6-0	174	Fr.	Muscle Shoals, Ala./Muscle Shoals	85	Wesley Carlock	WR	5-10	171	Fr.	Jackson, Tenn./Univ. School of Jackson
27	Ty Boles	RB	5-6	194	Jr.	Panama City, Fla./William Jewell College	86	Nathan Barham	TE	6-4	204	So.	Ridgeland, Miss./N.E. Mississippi CC
28	Joshua Cotton	LB	5-11	220	Fr.	Macon, Ga./Mt. De Sales Academy	87	Jason Houston	WR	6-5	211	Fr.	Bremen, Ga./Bremen
29	Mitchell Owen	CB	6-1	169	Fr.	Atlanta, Ga./Marist School	88	Michael Vite	TE	6-4	253	So.	Vestavia Hills, Ala./Vestavia Hills
30	Dakota Chapman	RB	6-2	238	Gr.	McCalla, Ala./Jacksonville State	89	Michael Michler	TE	6-3	219	Fr.	Roswell, Ga./Blessed Trinity Catholic
31	Lamar Anderson	S	5-9	190	Sr.	St. Louis, Mo./Ball State	90	J.T. May	DE	6-5	247	Fr.	Millington, Tenn./Tipton Rosemark Acad.
31	Camden Simons	TE	6-4	205	Fr.	Westfield, Ind./Westfield	91	Kobe Stewart	DE	6-3	213	Fr.	Alabaster, Ala./Thompson
32	Noah Martin	LB	6-1	243	Fr.	Chattanooga, Tenn./The Baylor School	92	Braeden Royal	DT	6-1	265	So.	Tuscaloosa, Ala./Tuscaloosa County
33	Caleb Durham-Honer	WR	5-10	199	Fr.	San Antonio, Texas/Texas Tech	93	Daniel Bettis	DE	6-0	239	Fr.	Tuskegee, Ala./Booker T. Washington
34	Miller Karrh	CB	5-11	185	Fr.	Little Rock, Ark./Little Rock Christian	94	Nelson Jordan	DE	6-2	251	Jr.	Starkville, Miss./Starkville
35	Joseph Mera	DE	6-2	237	So.	Fort Myers, Fla./Bishop Verot	95	Johnny Johnson	DE	6-1	233	Fr.	St. Amant, La./St. Amant
35	Nick Speros	WR	5-10	160	Fr.	Alpharetta, Ga./Mount Pisgah Christian School	96	Francisco Jimenez	DT	6-4	257	So.	Corona, Calif./Chaffey CC
36	Jonathan Moore	S	6-0	205	So.	Norcross, Ga./Greater Atlanta Christian	97	Nick Jackson	DE	6-1	249	Fr.	Orlando, Fla./Winter Park
36	Darius Daniel	WR	6-0	183	Fr.	Grayson, Ga./Grayson	98	Armond Lloyd	DT	6-3	306	Fr.	Birmingham, Ala./Oak Mountain
37	Peyton Ringer	WR	5-6	154	So.	Lithonia, Ga./The Lovett School	99	Seth Simmer	DT	6-4	302	Gr.	Powder Springs, Ga./Dartmouth



SAMFORD BULLDOGS

Basic information

Location: Birmingham, Ala.
 Founded: 1841
 Enrollment: 5,509
 Nickname: Bulldogs
 Colors: Red and Blue
 President: Dr. Beck Taylor
 Director of athletics: Martin Newton
 Stadium: Seibert Stadium
 Capacity: 6,700

Media relations

Football contact: Joey Mullins
 Email: jmmulli1@samford.edu
 Office: 205-726-2799
 Cell: 205-532-3477
 Press box phone: 205-726-2143/2144
 Website: SamfordSports.com

Team information

2020-21 record: 4-3
 SoCon record: 4-3 (5th)
 Home: 3-1
 Away: 1-2
 Lettermen returning/lost: 85/10
 Off. starters returning/lost: 10/1
 Def. starters returning/lost: 10/1
 Specialists returning/lost: 5/1
 Basic offense: Spread
 Basic defense: 4-3



Joey Mullins
Football SID

SoCon titles (1)

2013 (vacated in 2016)

FCS Playoff appearances (5)

1991, 1992, 2013, 2016, 2017



SAMFORD QUARTERBACK LIAM WELCH



**SAMFORD DEFENSIVE BACK
CHRIS EDMONDS**

2021 SCHEDULE

Sept. 2 (6 p.m. CT) Tennessee Tech (ESPN+)		Oct. 23 (12 p.m. CT) Chattanooga* (ESPN+)	
Sept. 11 (6 p.m. CT) at UT Martin (ESPN+)		Oct. 30 (12:30 p.m. CT) at VMI* (ESPN+)	
Sept. 18 (2:30 p.m. CT) at Western Carolina* (Nexstar/ESPN+)		Nov. 6 (2 p.m. CT) The Citadel* (ESPN+)	
Sept. 25 (2 p.m. CT) ETSU* (ESPN+)		Nov. 13 (TBA) at Florida (TBA)	
Oct. 2 (5 p.m. CT) at Mercer* (ESPN+)		Nov. 20 (12 p.m. CT) Furman* (ESPN+)	
Oct. 16 (12:30 p.m. CT) at Wofford* (ESPN+)			

* Southern Conference game



SAMFORD



2020-21 TEAM STATISTICS

TEAM STATISTICS	SAM	OPP
SCORING	282	191
Points Per Game	40.3	27.3
FIRST DOWNS	168	155
Rushing	58	86
Passing	103	61
Penalty	7	8
RUSHING YARDAGE	1125	1485
Yards gained rushing	1299	1728
Yards lost rushing	174	243
Rushing Attempts	253	356
Average Per Rush	4.4	4.2
Average Per Game	160.7	212.1
TDs Rushing	18	12
PASSING YARDAGE	2472	1622
Comp-Att-Int	199-294-7	120-216-8
Average Per Pass	8.4	7.5
Average Per Catch	12.4	13.5
Average Per Game	353.1	231.7
TDs Passing	13	12
TOTAL OFFENSE	3597	3107
Total Plays	547	572
Average Per Play	6.6	5.4
Average Per Game	513.9	443.9
KICK RETURNS: #-Yards	27-554	13-292
PUNT RETURNS: #-Yards	20-200	6-43
INT RETURNS: #-Yards	8-135	7-40
KICK RETURN AVERAGE	20.5	22.5
PUNT RETURN AVERAGE	10.0	7.2
INT RETURN AVERAGE	16.9	5.7
FUMBLES-LOST	4-3	13-10
PENALTIES-Yards	35-284	35-212
Average Per Game	40.6	30.3
PUNTS-Yards	33-1273	41-1721
Average Per Punt	38.6	42.0
Net punt average	37.3	37.1
TIME OF POSSESSION/Game	27:30	34:19
3RD-DOWN Conversions	44/107	35/113
3rd-Down Pct	41%	31%
4TH-DOWN Conversions	6/12	12/23
4th-Down Pct	50%	52%
SACKS BY-Yards	21-151	17-122
MISC YARDS	-4	0
TOUCHDOWNS SCORED	34	24
FIELD GOALS-ATTEMPTS	15-18	8-10
ON-SIDE KICKS	0-0	0-0
RED-ZONE SCORES	(25-33) 76%	(22-26) 85%
RED-ZONE TOUCHDOWNS	(17-33) 52%	(16-26) 62%
PAT-ATTEMPTS	(33-34) 97%	(21-23) 91%
ATTENDANCE	4784	7289
Games/Avg Per Game	4/1196	3/2430

SCORE BY QUARTERS

	1st	2nd	3rd	4th	OT	Total
Samford	86	72	64	53	7	282
Opponents	34	65	27	50	15	191

2020-21 INDIVIDUAL STATISTICS

RUSHING	GP	Att	Gain	Loss	Net	Avg	TD	Long	Avg/G
Jay Stanton	7	89	499	20	479	5.4	6	64	68.4
Liam Welch	6	71	379	76	303	4.3	4	35	50.5
DeMarcus Ware	3	16	110	9	101	6.3	3	30	33.7
Dakota Chapman	7	26	98	2	96	3.7	2	9	13.7
Ty Boles	7	4	69	0	69	17.2	1	57	9.9
Montrell Washington	7	11	44	0	44	4.0	0	12	6.3
Chris Oladokun	6	22	74	48	26	1.2	2	33	4.3
Will Bazemore	1	4	13	7	6	1.5	0	11	6.0
Kendall Watson	7	1	6	0	6	6.0	0	6	0.9
Jocquet Jiles	1	2	3	0	3	1.5	0	3	3.0
J.R. Tran-Reno	7	2	4	2	2	1.0	0	4	0.3
A.J. Toney	7	1	0	1	-1	-1.0	0	0	-0.1
TEAM	6	4	0	9	-9	-2.2	0	0	-1.5
Total.....	7	253	1299	174	1125	4.4	18	64	160.7
Opponents.....	7	356	1728	243	1485	4.2	12	43	212.1

PASSING	GP	Effic	Comp-Att-Int	Pct	Yards	TD	Long	Avg/G
Liam Welch	6	160.56	161-236-5	68.2	2242	12	96	373.7
Chris Oladokun	6	97.97	37-56-2	66.1	221	1	23	36.8
TEAM	6	0.00	0-1-0	0.0	0	0	0	0.0
Chandler Smith	1	175.60	1-1-0	100.0	9	0	9	9.0
Total.....	7	148.15	199-294-7	67.7	2472	13	96	353.1
Opponents.....	7	129.56	120-216-8	55.6	1622	12	73	231.7

RECEIVING	G	No.	Yds	Avg	TD	Lg	Avg/G
A.J. Toney	7	41	437	10.7	1	43	62.4
Ty King	7	33	609	18.5	3	96	87.0
Montrell Washington	7	27	406	15.0	4	60	58.0
Michael Vice	7	24	293	12.2	1	40	41.9
Kendall Watson	7	16	229	14.3	1	36	32.7
Jay Stanton	7	15	90	6.0	0	23	12.9
Jai'Rus Creamer	7	13	193	14.8	2	70	27.6
Torrence Pollard	7	9	75	8.3	0	13	10.7
Dakota Chapman	7	9	53	5.9	1	14	7.6
J.R. Tran-Reno	7	4	62	15.5	0	41	8.9
Chandler Smith	1	4	18	4.5	0	11	18.0
Chris Oladokun	6	1	9	9.0	0	9	1.5
Luke Hill	7	1	0	0.0	0	0	0.0
DeMarcus Ware	3	1	-1	-1.0	0	0	-0.3
Peyton Ringer	2	1	-1	-1.0	0	0	-0.5
Total.....	7	199	2472	12.4	13	96	353.1
Opponents.....	7	120	1622	13.5	12	73	231.7

PUNT RETURNS	No.	Yards	Avg	TD	Long
Montrell Washington	18	200	11.1	1	55
TEAM	1	0	0.0	0	0
Jay Stanton	1	0	0.0	0	0
Total.....	20	200	10.0	1	55
Opponents.....	6	43	7.2	0	59

INTERCEPTIONS	No.	Yards	Avg	TD	Long
Chris Edmonds	4	90	22.5	1	45
Hakeem Johnson	1	7	7.0	0	7
Trimarcus Cheeks	1	28	28.0	0	28
Wade White	1	10	10.0	0	10
Coutrell Plair	1	0	0.0	0	0
Total.....	8	135	16.9	1	45
Opponents.....	7	40	5.7	0	34

KICK RETURNS	No.	Yards	Avg	TD	Long
Ty King	19	431	22.7	0	60
Ty Boles	3	35	11.7	0	20
Titus Gardner	2	26	13.0	0	18
Montrell Washington	2	47	23.5	0	25
Dakota Chapman	1	15	15.0	0	15
Total.....	27	554	20.5	0	60
Opponents.....	13	292	22.5	0	32

TACKLES	GP	Solo	Ast	Total	TFL/Yds	Sacks/Yds
Nathan East	7	32	36	68	3.5-16	0.5-8
Trimarcus Cheeks	6	23	25	48	5.0-20	2.5-9
Chris Edmonds	7	24	16	40	2.5-4	.
Ty Herring	5	19	17	36	.	.
Noah Martin	7	19	16	35	3.5-11	2.0-9
Armond Lloyd	7	16	17	33	2.5-16	2.5-16
Joshua Long	7	10	23	33	2.5-10	0.5-4
Seth Simmer	7	15	18	33	2.5-14	0.5-7
Thomas Neville	7	20	12	32	3.0-7	0.5-0
Tay Berry	7	9	17	26	2.5-28	2.5-28
Total.....	7	314	284	598	48-233	21-151
Opponents.....	7	325	250	575	45.0-168	17-122

ALL PURPOSE	GP	Rush	Rcv	PR	KR	IR	Total	Avg/G
Ty King	7	0	609	0	431	0	1040	148.6
Montrell Washington	7	44	406	200	47	0	697	99.6
Jay Stanton	7	479	90	0	0	0	569	81.3
A.J. Toney	7	-1	437	0	0	0	436	62.3
Liam Welch	6	303	0	0	0	0	303	50.5
Total.....	7	1125	2472	200	554	135	4486	640.9
Opponents.....	7	1485	1622	43	292	40	3482	497.4

FIELD GOALS	Made-Att	Pct	01-19	20-29	30-39	40-49	50-99	Long	Blkd
Mitchell Fineran	15-18	83.3	1-1	5-7	2-3	6-6	1-1	50	1

SCORING	TD	FGs	Kick	Rush	Rcv	Pass	DXP	Saf	Pts
Mitchell Fineran	0	15-18	32-33	0-0	0	0-0	0	0	77
Jay Stanton	6	0-0	0-0	0-0	0	0-0	0	0	36
M. Washington	5	0-0	0-0	0-0	0	0-0	0	0	30
Liam Welch	4	0-0	0-0	0-0	0	0-0	0	0	24
Dakota Chapman	3	0-0	0-0	0-0	0	0-0	0	0	18
DeMarcus Ware	3	0-0	0-0	0-0	0	0-0	0	0	18
Ty King	3	0-0	0-0	0-0	0	0-0	0	0	18
Jai'Rus Creamer	2	0-0	0-0	0-0	0	0-0	0	0	12
Chris Oladokun	2	0-0	0-0	0-0	0	0-0	0	0	12
Michael Vice	1	0-0	0-0	0-0	0	0-0	0	0	6
A.J. Toney	1	0-0	0-0	0-0	0	0-0	0	0	6
Kendall Watson	1	0-0	0-0	0-0	0	0-0	0	0	6
Chris Edmonds	1	0-0	0-0	0-0	0	0-0	0	0	6
Ty Boles	1	0-0	0-0	0-0	0	0-0	0	0	6
Lamar Anderson	1	0-0	0-0	0-0	0	0-0	0	0	6
Grant Urenovitch	0	0-0	1-1	0-0	0	0-0	0	0	1
Total.....	34	15-18	33-34	0-0	0	0-0	0	0	282
Opponents.....	24	8-10	21-23	0-0	1	1-1	0	0	191

TOTAL OFFENSE	GP	Plays	Rush	Pass	Total	Avg/G
Liam Welch	6	307	303	2242	2545	424.2
Jay Stanton	7	89	479	0	479	68.4
Chris Oladokun	6	78	26	221	247	41.2
DeMarcus Ware	3	16	101	0	101	33.7
Dakota Chapman	7	26	96	0	96	13.7
Ty Boles	7	4	69	0	69	9.9
M. Washington	7	11	44	0	44	6.3
Chandler Smith	1	1	0	9	9	9.0
Will Bazemore	1	4	6	0	6	6.0
Kendall Watson	7	1	6	0	6	0.9
Jocquet Jiles	1	2	3	0	3	3.0
J.R. Tran-Reno	7	2	2	0	2	0.3



2020-21 RESULTS (4-3, 4-3 SOCON; 5TH)

Date	Opponent	W/L	Score	Attendance
Feb. 20	at ETSU*	L	17-24	2,106
Feb. 27	WESTERN CAROLINA*	W	55-27	1,276
March 06	at #17 Furman*	L (OT)	37-44	2,102
March 13	#20 WOFFORD*	W	37-31	1,176
March 20	#19 VMI*	L (OT)	37-38	1,156
March 27	at The Citadel*	W	55-7	3,081
April 17	#23 MERCER*	W	44-20	1,176

* Southern Conference game

2020-21 TEAM GAME-BY-GAME

Date	Opponent	Rushing				Receiving				Passing				Kick returns				Punt returns				Total off
		No.	Yds	TD	Lg	No.	Yds	TD	Lg	Cmp-Att-Int	Yds	TD	Lg	No	Yds	TD	Lg	No	Yds	TD	Lg	
Feb. 20	at ETSU	34	89	1	33	36	231	1	23	36-55-2	231	1	23	4	115	0	60	1	0	0	0	320
Feb. 27	WESTERN CAROLINA	51	319	6	57	26	311	2	40	26-36-0	311	2	40	5	133	0	33	4	55	0	38	630
March 6	at Furman	36	154	1	64	16	253	1	85	16-21-1	253	1	85	7	120	0	23	4	61	1	55	407
March 13	WOFFORD	39	102	3	14	24	359	1	52	24-36-1	359	1	52	5	83	0	26	5	67	0	32	461
March 20	VMi	28	63	0	10	37	570	4	96	37-59-2	570	4	96	4	66	0	25	1	1	0	1	633
March 27	at The Citadel	36	245	3	35	21	305	3	70	21-38-1	305	3	70	0	0	0	0	1	-4	0	0	550
April 17	MERCER	29	153	4	48	39	443	1	56	39-49-0	443	1	56	2	37	0	22	4	20	0	13	596
Totals		253	1125	18	64	199	2472	13	96	199-294-7	2472	13	96	27	554	0	60	20	200	1	55	3597
Opponent		356	1485	12	43	120	1622	12	73	120-216-8	1622	12	73	13	292	0	32	6	43	0	59	3107

Games played: 7
 Avg per rush: 4.4
 Avg per catch: 12.4
 Pass efficiency: 148.15
 Kick ret avg: 20.5
 Punt ret avg: 10.0
 All purpose avg/game: 640.9

Date	Opponent	Tackles			TFL-Yds	Sacks		Fumble		Pass defense			Blkd Kick	PAT attempts			Saf	Pts
		Solo	Ast	Total		No-Yds	FF	FR-Yds	Int-Yds	QBH	Brk	Att-Mad		Run	Rcv			
Feb. 20	at ETSU	37	26	63	8.0-32	6.0-22	2	2-0	0-0	1	6	0	2-2	0	0	0	0	17
Feb. 27	WESTERN CAROLINA	48	22	70	5.0-20	2.0-14	0	0-0	2-2	5	5	0	8-7	0	0	0	0	55
March 6	at Furman	42	46	88	3.0-9	0.0-0	1	0-0	2-66	4	1	0	4-4	0	0	0	0	37
March 13	WOFFORD	34	54	88	8.0-39	2.0-21	1	1-0	2-32	4	1	0	4-4	0	0	0	0	37
March 20	VMi	50	64	114	8.0-43	4.0-32	0	0-0	1-28	6	5	0	4-4	0	0	0	0	37
March 27	at The Citadel	40	54	94	5.0-13	0.0-0	1	6-85	1-7	2	3	0	7-7	0	0	0	0	55
April 17	MERCER	63	18	81	11.0-77	7.0-62	1	1-0	0-0	4	3	1	5-5	0	0	0	0	44
Totals		314	284	598	48.0-233	21.0-151	6	10-85	8-135	26	24	1	34-33	0	0	0	0	282
Opponent		325	250	575	45.0-168	16.0-103	4	3-0	7-40	22	29	1	23-21	0	1	0	0	191

Date	Opponent	Punting							Field goals					Kickoffs				
		No	Yds	Avg	Long	Blkd	TB	FC	50+	I20	Att-Made	Lg	Blkd	No	Yds	Avg	TB	OB
Feb. 20	at ETSU	8	280	35.0	54	0	0	4	1	2	1-1	34	0	4	260	65.0	2	0
Feb. 27	WESTERN CAROLINA	4	144	36.0	45	0	0	2	0	1	1-0	0	0	9	573	63.7	7	0
March 6	at Furman	6	248	41.3	56	0	0	3	1	2	3-3	50	0	8	454	56.8	4	0
March 13	WOFFORD	4	179	44.8	60	0	0	2	1	2	3-3	41	0	8	433	54.1	4	1
March 20	VMi	4	156	39.0	45	0	0	3	0	0	4-3	29	0	7	439	62.7	4	0
March 27	at The Citadel	3	127	42.3	44	0	0	3	0	1	2-2	48	0	10	562	56.2	6	1
April 17	MERCER	4	139	34.8	48	0	0	2	0	1	4-3	47	1	9	558	62.0	4	0
Totals		33	1273	38.6	60	0	0	19	3	9	18-15	50	1	55	3279	59.6	31	2
Opponent		41	1721	42.0	61	0	0	3	7	9	10-8	45	0	35	1989	56.8	3	1



SAMFORD

SAMFORD VS. 2021 OPPONENTS

Samford 12, Tennessee Tech 11

At SAM: SAM leads 6-4

At TTU: TTU Leads 7-6

Chris Hatcher vs. TTU: 4-2 (4-1 MSU, 0-1 SAM)

Dewayne Alexander vs. SAM: 1-0

Last SAM win: 59-52 in 2007

Last TTU win: 59-58 (2OT) in 2019

Longest SAM streak: 3 (1991-93)

Longest TTU streak: 2 (four times)

Last 10 meetings: Series tied 5-5

Current streak: TTU has won one

Largest SAM win: 27-0 in 1934; 30-3 in 1993

Largest TTU win: 61-6 in 1950

Year	Winner	Score	Site
1934	SAM	27-0	Cookeville, Tenn.
1949	TTU	33-18	Birmingham, Ala.
1950	TTU	61-6	Cookeville, Tenn.
1988	SAM	19-9	Cookeville, Tenn.
1989	SAM	27-23	Birmingham, Ala.
1990	TTU	21-7	Cookeville, Tenn.
1991	SAM	20-16	Birmingham, Ala.
1992	SAM	37-13	Cookeville, Tenn.
1993	SAM	30-3	Birmingham, Ala.
1994	TTU	20-7	Cookeville, Tenn.
1995	SAM	27-24	Birmingham, Ala.
1996	TTU	20-10	Cookeville, Tenn.
1997	TTU	14-7	Birmingham, Ala.
1998	SAM	22-12	Cookeville, Tenn.
1999	SAM	19-15	Birmingham, Ala.
2000	TTU	29-0	Cookeville, Tenn.
2002	TTU	51-44	Birmingham, Ala.

2003	SAM	42-24	Cookeville, Tenn.
2004	SAM	20-17	Birmingham, Ala.
2005	TTU	42-21	Cookeville, Tenn.
2006	TTU	20-14	Birmingham, Ala.
2007	SAM	59-52	Cookeville, Tenn.
2019	TTU	59-58 (2OT)	Cookeville, Tenn.

Samford 15, UT Martin 3, 1 tie

At SAM: SAM leads 7-2-1

At UTM: TTU Leads 8-1

Chris Hatcher vs. UTM: 1-4 (1-4 MSU)

Jason Simpson vs. SAM: 2-0

Last SAM win: 30-22 in 2005

Last UTM win: 31-21 in 2007

Longest SAM streak: 14 (1989-2005)

Longest UTM streak: 2 (2006-07)

Last 10 meetings: Sam leads 8-2

Current streak: UTM has won two

Largest SAM win: 57-22 in 2003

Largest UTM win: 45-13 in 1988

Year	Winner	Score	Site
1958	Tie	14-14	Birmingham, Ala.
1959	SAM	14-13	Martin, Tenn.
1988	UTM	45-13	Birmingham, Ala.
1989	SAM	37-33	Martin, Tenn.
1992	SAM	42-25	Martin, Tenn.
1993	SAM	10-0	Birmingham, Ala.
1995	SAM	21-14	Martin, Tenn.
1996	SAM	31-12	Birmingham, Ala.
1997	SAM	14-7	Martin, Tenn.
1998	SAM	24-13	Birmingham, Ala.

1999	SAM	32-7	Martin, Tenn.
2000	SAM	49-17	Birmingham, Ala.
2001	SAM	31-8	Birmingham, Ala.
2002	SAM	41-10	Birmingham, Ala.
2003	SAM	57-22	Martin, Tenn.
2004	SAM	34-20	Birmingham, Ala.
2005	SAM	30-22	Martin, Tenn.
2006	UTM	10-6	Birmingham, Ala.
2007	UTM	31-21	Martin, Tenn.

Samford 15, Western Carolina 3

At SAM: SAM leads 9-1

At WCU: SAM leads 6-2

Chris Hatcher vs. WCU: 7-1 (3-0 GSU, 4-2 SAM)

Kerwin Bell vs. SAM: 0-1 (0-1 JU)

Last SAM win: 55-27 in 2020-21

Last WCU win: 38-34 in 2017

Longest SAM streak: 11 (1991-14)

Longest WCU streak: 1 (1969; 2015; 2017)

Last 10 meetings: SAM leads 8-2

Current streak: SAM has won three

Largest SAM win: 62-23 in 2013

Largest WCU win: 47-13 in 1969

Year	Winner	Score	Site
1969	WCU	47-13	Birmingham, Ala.
1991	SAM	16-3	Cullowhee, N.C.
1992	SAM	30-6	Birmingham, Ala.
1997	SAM	19-0	Birmingham, Ala.
1999	SAM	35-32 (OT)	Cullowhee, N.C.
2008	SAM	21-6	Cullowhee, N.C.
2009	SAM	16-3	Birmingham, Ala.
2010	SAM	38-7	Cullowhee, N.C.
2011	SAM	52-24	Birmingham, Ala.
2012	SAM	25-21	Cullowhee, N.C.
2013	SAM	62-23	Birmingham, Ala.
2014	SAM	34-20	Birmingham, Ala.
2015	WCU	56-36	Cullowhee, N.C.
2016	SAM	30-17	Birmingham, Ala.
2017	WCU	38-34	Cullowhee, N.C.
2018	SAM	66-28	Birmingham, Ala.
2019	SAM	31-13	Cullowhee, N.C.
2020-21	SAM	55-27	Birmingham, Ala.

Samford 6, ETSU 2

At ETSU: SAM leads 3-2

At SAM: SAM leads 3-0

Randy Sanders vs. SAM: 1-2

Chris Hatcher vs. ETSU: 3-2

Last ETSU win: 24-17 in 2020-21

Last SAM win: 24-17 in 2019

Longest ETSU streak: 1 (2016, 2020-21)

Longest SAM streak: 3 (1989-91; 2017-19)

Last 10 meetings: SAM leads 6-2

Current streak: SAM has won three

Largest ETSU win: 24-17 in 2020-21

Largest SAM win: 42-7 in 2017

Year	Winner	Score	Site
1989	SAM	38-23	Birmingham, Ala.
1990	SAM	17-13	Johnson City, Tenn.
1991	SAM	31-6	Johnson City, Tenn.
2016	ETSU	15-14	Johnson City, Tenn.
2017	SAM	42-7	Birmingham, Ala.
2018	SAM	38-27	Johnson City, Tenn.
2019	SAM	24-17	Birmingham, Ala.
2020-21	ETSU	24-17	Johnson City, Tenn.

Samford 14, Mercer 12, 1 tie

At MER: MER leads 10-7-1

At SAM: SAM leads 6-2

At neutral sites: SAM leads 1-0

Drew Cronic vs. SAM: 0-1

Chris Hatcher vs. MER: 4-2

Last MER win: 36-33 (3OT) in 2019

Last SAM win: 44-20 in 2020-21



SAMFORD WIDE RECEIVER TY KING

#SoConFB



SAMFORD VS. 2021 OPPONENTS



SAMFORD DEFENSIVE LINEMAN ARMOND LLOYD

Longest MER streak: 4 (1910-15)
Longest SAM streak: 8 (1937-2017)
Last 10 meetings: SAM leads 8-2
Current streak: SAM has won one
Largest MER win: 45-0 in 1908
Largest SAM win: 47-21 in 2015

Year	Winner	Score	Site
1907	MER	11-6	Macon, Ga.
1908	MER	45-0	Macon, Ga.
1909	SAM	6-5	Macon, Ga.
1910	MER	28-0	Macon, Ga.
1911	MER	29-0	Macon, Ga.
1912	MER	36-0	Birmingham, Ala.
1915	MER	14-7	Macon, Ga.
1916	SAM	26-7	Birmingham, Ala.
1920	SAM	33-13	Macon, Ga.
1924	MER	14-5	Macon, Ga.
1926	MER	3-0	Macon, Ga.
1927	SAM	14-0	Macon, Ga.
1928	SAM	15-7	Macon, Ga.
1929	MER	7-2	Macon, Ga.
1932	MER	21-6	Macon, Ga.
1936	Tie	0-0	Macon, Ga.
1937	SAM	13-0	Birmingham, Ala.
1939	SAM	7-3	Albany, Ga.
1940	SAM	14-6	Macon, Ga.
1941	SAM	27-6	Birmingham, Ala.
2014	SAM	21-18	Birmingham, Ala.
2015	SAM	47-21	Macon, Ga.
2016	SAM	24-19	Birmingham, Ala.
2017	SAM	20-3	Macon, Ga.
2018	MER	30-24	Birmingham, Ala.

2019	MER	36-33 (3OT)	Macon, Ga.
2020-21	SAM	44-20	Birmingham, Ala.

Samford 13, Wofford 5
At SAM: SAM leads 7-3
At WOF: SAM leads 6-2
Chris Hatcher vs. WOF: 7-1 (2-1 GSU, 6-0 SAM)
Josh Conklin vs. SAM: 0-3
Last SAM win: 37-31 in 2020-21
Last WOF win: 24-20 in 2014
Longest SAM streak: 6 (2015-21)
Longest WOF streak: 2 (2010-11)
Last 10 meetings: SAM leads 8-2
Current streak: SAM has won six
Largest SAM win: 30-14 in 1972
Largest WOF win: 28-7 in 2008

Year	Winner	Score	Site
1949	WOF	27-13	Spartanburg, S.C.
1961	SAM	16-13	Spartanburg, S.C.
1962	SAM	34-28	Birmingham, Ala.
1972	SAM	30-14	Birmingham, Ala.
1996	SAM	20-14 (OT)	Birmingham, Ala.
2008	WOF	28-7	Birmingham, Ala.
2009	SAM	27-24	Spartanburg, S.C.
2010	WOF	10-3	Birmingham, Ala.
2011	WOF	38-23	Spartanburg, S.C.
2012	SAM	24-17 (2OT)	Birmingham, Ala.
2013	SAM	34-27	Spartanburg, S.C.
2014	WOF	24-20	Birmingham, Ala.
2015	SAM	37-27	Spartanburg, S.C.
2016	SAM	28-26	Birmingham, Ala.
2017	SAM	24-21	Spartanburg, S.C.

2018	SAM	35-20	Birmingham, Ala.
2019	SAM	21-14	Spartanburg, S.C.
2020-21	SAM	37-31	Birmingham, Ala.

Chattanooga 32, Samford 10, 3 ties
At SAM: UTC leads 10-5
At UTC: UTC leads 22-5-2
At neutral sites: Series tied 0-0-1
Chris Hatcher vs. UTC: 2-6 (2-1 GSU, 0-5 SAM)
Rusty Wright vs. SAM: 1-0
Last SAM win: 17-14 (OT) in 2013
Last UTC win: 35-27 in 2019
Longest SAM streak: 2, three times
Longest UTC streak: 8 (1964-01)
Last 10 meetings: UTC leads 9-1
Current streak: UTC has won six
Largest SAM win: 63-0 in 1906
Largest UTC win: 56-0 in 1910

Year	Winner	Score	Site
1906	SAM	63-0	Birmingham, Ala.
1907	SAM	21-7	Chattanooga, Tenn.
1907	UTC	29-0	Chattanooga, Tenn.
1909	Tie	0-0	Chattanooga, Tenn.
1910	UTC	56-0	Chattanooga, Tenn.
1914	UTC	14-0	Chattanooga, Tenn.
1921	UTC	26-3	Chattanooga, Tenn.
1923	Tie	0-0	Chattanooga, Tenn.
1924	SAM	28-0	Chattanooga, Tenn.
1925	SAM	3-0	Birmingham, Ala.
1926	UTC	23-0	Chattanooga, Tenn.
1928	UTC	14-0	Birmingham, Ala.
1929	UTC	20-14	Chattanooga, Tenn.



SAMFORD

SAMFORD VS. 2021 OPPONENTS

1930	UTC	13-9	Chattanooga, Tenn.
1931	UTC	14-0	Chattanooga, Tenn.
1932	UTC	19-0	Birmingham, Ala.
1936	UTC	6-0	Chattanooga, Tenn.
1937	SAM	6-0	Birmingham, Ala.
1938	UTC	13-6	Chattanooga, Tenn.
1939	SAM	33-14	Birmingham, Ala.
1940	UTC	28-0	Chattanooga, Tenn.
1941	Tie	7-7	Anniston, Ala.
1945	UTC	47-7	Chattanooga, Tenn.
1962	SAM	22-12	Chattanooga, Tenn.
1964	UTC	28-13	Chattanooga, Tenn.
1965	UTC	25-10	Chattanooga, Tenn.
1967	UTC	28-0	Birmingham, Ala.
1968	UTC	40-7	Chattanooga, Tenn.
1998	UTC	23-13	Chattanooga, Tenn.
1999	UTC	29-27	Birmingham, Ala.
2000	UTC	23-6	Chattanooga, Tenn.
2001	UTC	28-14	Birmingham, Ala.
2003	SAM	31-23	Chattanooga, Tenn.
2008	SAM	30-7	Chattanooga, Tenn.
2009	UTC	14-7	Birmingham, Ala.
2010	UTC	48-14	Chattanooga, Tenn.
2011	UTC	24-9	Birmingham, Ala.
2012	UTC	20-13	Chattanooga, Tenn.
2013	SAM	17-14 (OT)	Birmingham, Ala.
2014	UTC	38-24	Chattanooga, Tenn.
2015	UTC	31-21	Birmingham, Ala.
2016	UTC	41-21	Chattanooga, Tenn.
2017	UTC	23-21	Birmingham, Ala.
2018	UTC	27-20	Chattanooga, Tenn.
2019	UTC	35-27	Birmingham, Ala.

Samford 6, VMI 2

At SAM: SAM leads 2-1

At VMI: SAM leads 4-1

Chris Hatcher vs. VMI: 4-2

Scott Wachenheim vs. SAM: 2-4

Last SAM win: 73-22 in 2018

Last VMI win: 38-37 (OT) in 2020-21

Longest SAM streak: 6 (2001-18)

Longest VMI streak: 2 (2019-21)

Last 10 meetings: SAM leads 6-2

Current streak: VMI has won two

Largest SAM win: 73-22 in 2018

Largest VMI win: 48-41 (OT) in 2019

Year	Winner	Score	Site
2001	SAM	46-28	Lexington, Va.
2014	SAM	63-21	Lexington, Va.
2015	SAM	49-13	Lexington, Va.
2016	SAM	55-21	Birmingham, Ala.
2017	SAM	26-7	Lexington, Va.
2018	SAM	73-22	Birmingham, Ala.
2019	VMI	48-41 (OT)	Lexington, Va.
2020-21	VMI	38-37 (OT)	Birmingham, Ala.

The Citadel 7, Samford 7

At CIT: CIT leads 5-3

At SAM: SAM leads 4-2

Brent Thompson vs. SAM: 2-3

Chris Hatcher vs. CIT: 6-3 (3-0 GSU, 3-3 SAM)

Last CIT win: 42-27 in 2018

Last SAM win: 55-7 in 2020-21

Longest CIT streak: 2 (2009-10)

Longest SAM streak: 2, three times

Last 10 meetings: SAM leads 6-4

Current streak: SAM has won two

Largest CIT win: 35-16 in 1989; 44-25 in 2015

Largest SAM win: 55-7 in 2020-21

Year	Winner	Score	Site
1989	CIT	35-16	Charleston, S.C.
2008	SAM	28-10	Birmingham, Ala.
2009	CIT	28-16	Charleston, S.C.
2010	CIT	13-12	Birmingham, Ala.

2011	SAM	19-14	Charleston, S.C.
2012	SAM	38-7	Birmingham, Ala.
2013	CIT	28-26	Charleston, S.C.
2014	SAM	20-17	Charleston, S.C.
2015	CIT	44-25	Birmingham, Ala.
2016	CIT	37-34 (OT)	Charleston, S.C.
2017	SAM	35-14	Birmingham, Ala.
2018	CIT	42-27	Charleston, S.C.
2019	SAM	61-55 (4OT)	Birmingham, Ala.
2020-21	SAM	55-7	Charleston, S.C.

Florida 2, Samford 0

At UF: UF leads 1-0

At SAM: N/A

At neutral sites: UF leads 1-0

Dan Mullen vs. SAM: 1-0 (1-0 MSU)

Chris Hatcher vs. UF: 0-0

Last UF win: 57-0 in 1922

Last SAM win: N/A

Longest UF streak: 2 (1921-22)

Longest SAM streak: N/A

Last 10 meetings: UF leads 2-0

Current streak: UF has won two

Largest UF win: 57-0 in 1922

Largest SAM win: N/A

Year	Winner	Score	Site
1921	UF	34-0	Montgomery, Ala.
1922	UF	57-0	Gainesville, Fla.

Furman 12, Samford 11

At FUR: SAM leads 7-6

At SAM: FUR leads 6-4

Clay Hendrix vs. SAM: 2-2

Chris Hatcher vs. FUR: 3-5 (0-2 GSU, 3-3 SAM)

Last FUR win: 44-37 (OT) in 2020-21

Last SAM win: 38-25 in 2018

Longest FUR streak: 7 (1997-2010)

Longest SAM streak: 5 (1962-69)

Last 10 meetings: SAM leads 6-4

Current streak: FUR has won two

Largest FUR win: 58-14 in 2019

Largest SAM win: 45-0 in 2014

Year	Winner	Score	Site
1961	FUR	21-14	Greenville, S.C.
1962	SAM	14-7	Greenville, S.C.
1966	SAM	17-7	Greenville, S.C.
1967	SAM	42-28	Birmingham, Ala.
1968	SAM	17-12	Greenville, S.C.
1969	SAM	34-14	Birmingham, Ala.
1997	FUR	29-10	Birmingham, Ala.
1998	FUR	34-24	Greenville, S.C.
2004	FUR	45-10	Birmingham, Ala.
2005	FUR	45-23	Greenville, S.C.
2008	FUR	28-27	Birmingham, Ala.
2009	FUR	26-24	Greenville, S.C.
2010	FUR	27-10	Birmingham, Ala.
2011	SAM	26-21	Greenville, S.C.
2012	SAM	24-21	Birmingham, Ala.
2013	FUR	35-17	Greenville, S.C.
2014	SAM	45-0	Greenville, S.C.
2015	FUR	20-17	Birmingham, Ala.
2016	SAM	38-21	Greenville, S.C.
2017	SAM	26-20	Birmingham, Ala.
2018	SAM	38-25	Greenville, S.C.
2019	FUR	58-14	Birmingham, Ala.
2020-21	FUR	44-37 (OT)	Greenville, S.C.



SAMFORD PLACEKICKER MITCHELL FINERAN

#SoConFB



SAMFORD YEAR-BY-YEAR

Year	Overall	SoCon	Place	Coach
1902	3 1 0			W.H. Gwin
1903	1 4 0			W.T. O'Hara/W.H. Gwin
1904	No team			
1905	1 2 1			Davis F. Stakely
1906	6 2 1			John Counselman
1907	3 6 0			John Counselman
1908	2 4 0			John Counselman/Winton M. Blount
1909	5 2 1			J.B. Longwell
1910	1 8 0			J.C. Donnelly
1911	1 6 1			J.B. Longwell
1912	1 7 0			B.L. Noojin
1913	5 3 1			B.L. Noojin
1914	4 3 1			B.L. Noojin
1915	3 4 1			Eugene Caton
1916	6 4 0			J.B. Longwell
1917	3 3 1			J.B. Longwell/C.W. Streit
1918	0 2 0			Maxwell James
1919	3 5 2			Chester Dillon
1920	3 5 1			R.C. Marshall
1921	3 6 0			R.C. Marshall
1922	2 6 2			Harris G. Cope
1923	3 4 3			Harris G. Cope
1924	3 5 1			Jenks Gillem
1925	6 3 0			Jenks Gillem
1926	4 4 1			Jenks Gillem
1927	7 2 2			Chester Dillon
1928	6 4 1			Chester Dillon
1929	5 4 2			Eddie McLane
1930	5 5 0			Eddie McLane
1931	8 2 2			Eddie McLane
1932	3 7 0			Eddie McLane
1933	7 1 2			Eddie McLane
1934	3 4 2			Clyde Propst
1935	7 1 2			Billy Bancroft
1936	5 3 1			Billy Bancroft
1937	5 3 0			Billy Bancroft
1938	2 5 0			Billy Bancroft
1939	3 6 1			Billy Bancroft
1940	4 5 0			William White
1941	4 5 1			William White
1942	No team			
1943	2 2 0			Euil Snider
1944	0 5 0			Bub Walker
1945	0 5 0			Bub Walker
1946-47	No team			
1948	4 4 0			Ted McCrary
1949	4 5 0			Earl Gartman
1950	2 8 0			Earl Gartman
1951	2 3 1			Earl Gartman
1952	5 4 0			Earl Gartman
1953	1 8 0			Earl Gartman
1954	2 7 0			William White
1955	1 8 0			Howard Foote
1956	2 5 2			Howard Foote
1957	4 5 0			Virgil Ledbetter
1958	1 6 1			Virgil Ledbetter
1959	9 1 0			Bobby Bowden
1960	8 1 0			Bobby Bowden
1961	7 2 0			Bobby Bowden
1962	7 2 0			Bobby Bowden
1963	5 3 1			Herman L. Scott
1964	4 4 1			Herman L. Scott
1965	4 6 0			Herman L. Scott
1966	6 3 1			John Lee Armstrong
1967	8 2 1			John Lee Armstrong
1968	6 4 0			John Lee Armstrong
1969	2 6 1			Wayne Grubb
1970	5 5 0			Wayne Grubb
1971	9 1 0			Wayne Grubb
1972	5 3 2			Wayne Grubb
1973	4 5 0			Wayne Grubb
1974-83	No team			
1984	1 7 0			Kim Alsop
1985	2 8 0			Kim Alsop
1986	3 6 0			Kim Alsop
1987	9 1 0			Terry Bowden
1988	5 6 0			Terry Bowden
1989	4 7 0			Terry Bowden
1990	6 4 1			Terry Bowden
1991	12 2 0			Terry Bowden
1992	9 3 0			Terry Bowden
1993	5 6 0			Chan Gailey

Year	Overall	SoCon	Place	Coach
1994	4 6 1			Pete Hurt
1995	7 4 0			Pete Hurt
1996	6 5 0			Pete Hurt
1997	7 4 0			Pete Hurt
1998	6 5 0			Pete Hurt
1999	7 4 0			Pete Hurt
2000	4 7 0			Pete Hurt
2001	5 5 0			Pete Hurt/Bill Gray
2002	4 7 0			Bill Gray
2003	7 4 0			Bill Gray
2004	4 7 0			Bill Gray
2005	5 6 0			Bill Gray
2006	3 8 0			Bill Gray
2007	4 7 0			Pat Sullivan
2008	6 5 0	4 4 0	t-4th	Pat Sullivan
2009	5 6 0	3 5 0	6th	Pat Sullivan
2010	4 7 0	2 6 0	7th	Pat Sullivan
2011	*6 5 0	4 4 0	5th	Pat Sullivan
2012	*7 4 0	5 3 0	t-4th	Pat Sullivan
2013	*8 5 0	6 2 0	t-1st	Pat Sullivan
2014	7 4 0	5 2 0	t-2nd	Pat Sullivan
2015	6 5 0	3 4 0	t-4th	Chris Hatcher
2016	7 5 0	5 3 0	4th	Chris Hatcher
2017	8 4 0	6 2 0	t-2nd	Chris Hatcher
2018	6 5 0	5 3 0	4th	Chris Hatcher
2019	5 7 0	4 4 0	t-4th	Chris Hatcher
2020-21	4 3 0	4 3 0	5th	Chris Hatcher
Total	458-455-47	56-45-0		

* 19 total wins vacated (all 6 from 2011, all 7 from 2012, 6 SoCon wins from 2013) in summer of 2016

ALL-TIME SAMFORD COACHES

Coach	Seasons	Years	W	L	T	Pct.
W.H. Gwin	1902-03	2	3	4	0	.429
W.T. O'Hara	1903	1	1	1	0	.500
Davis F. Stakely	1905	1	1	2	1	.375
John Counselman	1906-08	3	9	10	1	.475
Winton M. Blount	1908	1	2	2	0	.500
J.C. Donnelly	1910	1	1	8	0	.111
B.L. Noojin	1912-14	3	10	13	2	.440
Eugene Caton	1915	1	3	4	1	.438
J.B. Longwell	1909, 11, 16-17	4	14	14	3	.500
C.W. Streit	1917	1	1	1	0	.500
Maxwell James	1918	1	0	2	0	.000
R.C. Marshall	1920-21	2	6	11	1	.361
Harris G. Cope	1922-23	2	5	10	5	.375
Sam Gillem	1924-26	3	13	12	2	.519
Chester Dillon	1919, 1927-28	3	16	11	5	.578
Eddie McLane	1929-33	5	28	19	6	.585
Clyde Propst	1934	1	3	4	2	.444
Billy Bancroft	1935-39	5	22	18	4	.545
Euil Snider	1943	1	2	2	0	.500
Erskine Walker	1944-45	2	0	10	0	.000
Ted McCrary	1948	1	4	4	0	.500
Earl Gartman	1949-53	5	14	28	1	.337
William White	1940-41, 1954	3	10	17	1	.375
Howard Foote	1955-56	2	3	13	2	.222
Virgil Ledbetter	1957-58	2	5	11	1	.324
Bobby Bowden	1959-62	4	31	6	0	.838
Herman L. Scott	1963-65	3	13	13	2	.500
John Lee Armstrong	1966-68	3	20	9	2	.677
Wayne Grubb	1969-73	5	25	20	3	.552
Kim Alsop	1984-86	3	6	21	0	.222
Terry Bowden	1987-92	6	45	23	1	.659
Chan Gailey	1993	1	5	6	0	.455
Pete Hurt	1994-2001	8	42	39	1	.512
Bill Gray	2001-06	6	27	33	0	.450
Pat Sullivan*	2007-14	8	47	43	0	.522
Chris Hatcher	2015-present	6	36	29	0	.554

* 19 wins from 2011-13 vacated in summer of 2016



SEIBERT STADIUM (6,700)



CHATTANOOGA

RUSTY WRIGHT HEAD COACH



Alma mater (year):.....Chattanooga (1996)
Hometown: Petticoat Junction, S.C.
Career record (years):.....9-8 (2)
School record (years):..... Same
SoCon record (years):.....8-4 (2)
FCS Playoff appearances:.....0

WRIGHT'S YEAR-BY-YEAR RECORD

Year	School	SoCon	Overall
2019	Chattanooga	5-3 (3rd)	6-6
2020-21	Chattanooga	3-1 (2nd)	3-2
Career (2)		8-4 (.667)	9-8 (.529)

2021 COACHING STAFF

Joe Pizzo Offensive coordinator/quarterbacks
Tommy Galt Offensive line
Jacob Huesman Tight ends
Adam Mims Receivers
Ricky Spradling Running backs
Lorenzo Ward Defensive coordinator
Nick Davidson Defensive line
Jordan Tippit Secondary
Tyrus Ward Outside linebackers
Mike Yaeger Inside linebackers/special teams

2021 ROSTER

#SoConFB

No.	Name	Pos.	Ht.	Wt.	Cl.	Hometown/Previous school	No.	Name	Pos.	Ht.	Wt.	Cl.	Hometown/Previous school
0	Quay Wigles	DL	6-3	254	Fr.	Atlanta, Ga./Mays	44	Skyler Wilson	K	6-0	189	Fr.	Fairview, Tenn./Fairview
1	Brandon Dowdell	DB	5-9	195	Sr.	Cordele, Ga./Crisp County	46	Ty Boeck	LB	6-1	217	Jr.	Soddy Daisy, Tenn./Soddy Daisy
2	Kanore McKinnon	WR	6-1	199	Sr.	Dillon, S.C./Georgia Military College	47	T.J. Taylor	DB	6-0	177	Fr.	Ooltewah, Tenn./Ooltewah
3	Drayton Arnold	QB	6-0	196	Sr.	Myrtle Beach, S.C./Old Dominion	48	C.J. Winston	LB	6-4	222	Jr.	Gadsden, Ala./Gadsden City
3	Rashun Freeman	LB	5-10	182	Sr.	Chattanooga, Tenn./Ooltewah	49	Eli Shepherd	DL	5-11	299	Sr.	LaGrange, Ga./Lafayette Christian
4	Javon Burke	WR	5-10	165	Fr.	Cleveland, Tenn./Bradley Central	50	Cody Olaszewski	LS	5-9	201	So.	Marietta, Ga./Pope
4	Romeo Wykle	DB	6-0	199	Jr.	Cleveland, Tenn./Lafayette College	51	Ja'Ny Alston	OL	6-5	264	Fr.	Chapel Hill, N.C./Jireh Prep
5	Landon Allen	QB	6-5	204	Fr.	Ringgold, Ga./Dalton	52	McClendon Curtis	OL	6-7	340	Jr.	Chattanooga, Tenn./Central
5	CalMiron Smith	DB	5-11	191	Jr.	Cedar Hill, Texas/Trinity Christian School	53	Ben Brewton	DL	6-3	228	So.	Savannah, Ga./Beach
6	Zay Brown	DB	5-11	204	Jr.	Athens, Ga./South Carolina	54	Blake Mitchell	OL	5-11	296	Sr.	Franklin, Tenn./Austin Peay
7	Reuben Lowery III	DB	5-10	190	Fr.	Powder Springs, Ga./Hillgrove	55	Kyle Miskelley	OL	6-1	290	Fr.	Trussville, Ala./Minot State
7	Javin Whatley	WR	5-11	159	Fr.	Rockmart, Ga./Rockmart	56	Jeremiah Katt	OL	6-3	274	Fr.	Mesa, Ariz./Fork Union Military Academy
8	Gino Appleberry	RB	5-8	200	So.	Atlanta, Ga./Western Kentucky	57	Kam Jones	LB	6-0	220	Jr.	Gwinnett, Ga./Louisville
9	Tyrin Summers	WR	5-9	185	Sr.	Clewiston, Fla./Cincinnati	58	Christian Anderson	OL	6-6	285	Fr.	Lithonia, Ga./Cedar Grove
10	JaMario Blige	DB	5-10	202	Fr.	Savannah, Ga./Windsor Forest	59	Trenton Boshers	LS	6-3	235	So.	Columbia, Tenn./Columbia Academy
10	Tyler Walker	WR	6-0	193	Fr.	Moultrie, Ga./Colquitt County	59	Deovion Davis	DL	6-3	225	Fr.	Oxford, Ala./Oxford
11	Tyron Arnett	WR	6-1	183	Jr.	Belle Glade, Fla./Western Michigan	61	Gabe Boring	P	5-10	180	Jr.	Pikeville, Tenn./Bledsoe County
12	Reginald Henderson	WR	6-4	206	Sr.	Belle Glade, Fla./MTSU	62	Aaron Sears	K	5-10	165	Fr.	Murfreesboro, Tenn./Arkansas State
13	Kohl Henke	LB	6-2	203	So.	Chattanooga, Tenn./Boyd-Buchanan	63	Riley Bodine	OL	5-11	279	So.	Signal Mountain, Tenn./Tennessee Tech
14	Jordan Jones	DB	5-10	184	Sr.	Smyrna, Tenn./Smyrna	64	Reid Williams	OL	6-1	273	Fr.	Ringgold, Ga./Ringgold
15	Kameron Brown	DB	5-10	174	So.	Mobile, Ala./Theodore	67	Noah Ramsey	OL	6-3	300	Sr.	Dalton, Ga./Louisiana-Monroe
15	Ty Gossett	QB	6-3	228	Fr.	Asheville, N.C./Jireh Prep	68	Cameron Cilurzo	OL	6-7	394	Fr.	Franklin, Tenn./Centennial
16	Demetrius Coleman	DB	5-10	173	Fr.	LaGrange, Ga./Galloway	68	Kobe McAllister	OL	6-7	297	R-Fr.	Ringgold, Ga./Cincinnati
16	Robert Riddle	QB	6-3	215	Gr.	Chattanooga, Tenn./Mercer	69	Cole Strange	OL	6-6	301	Sr.	Knoxville, Tenn./Farragut
17	Chris James	TE	6-2	228	Sr.	Ellijay, Ga./Hutchinson (Kan.) CC	70	Bryce Coulson	LS	6-3	271	Sr.	Brisbane, Australia/Eastern Illinois
18	Cole Copeland	QB	6-4	196	Jr.	Cleveland, Tenn./Bradley Central	71	Brock Bethea	OL	6-4	288	Fr.	Pinson, Ala./Clay-Chalkville
19	Nasir Howell	DB	6-2	175	Fr.	Kennesaw, Ga./North Dakota State	72	Haze Solomon	OL	6-6	277	Fr.	Athens, Ala./East Limestone
19	Sam Phillips	WR	5-8	178	Fr.	Cartersville, Ga./Cartersville	73	Cameron Perry	OL	6-4	250	Fr.	Byron, Ga./Peach County
20	Reggie Davis	RB	6-0	194	Fr.	Montgomery, Ala./Lee	74	Colin Truett	OL	6-3	299	So.	Lebanon, Ohio/Cincinnati
21	D.J. Jackson	DB	6-0	200	Sr.	Fort White, Fla./Fort White	75	Harrison Moon	OL	6-5	299	Sr.	Chattanooga, Tenn./Mississippi State
22	Lance Jackson	RB	6-0	172	Fr.	Norcross, Ga./Norcross	76	Sam Hall	OL	6-6	260	Fr.	Logan, Ohio/Logan
23	Tyrell Price	RB	5-11	211	Sr.	Abbeville, Miss./East Mississippi CC	77	Mason Hilke	OL	6-7	318	Fr.	Signal Mountain, Tenn./Signal Mountain
24	Josh Battle	DB	5-11	188	Fr.	Hoschton, Ga./Mill Creek	80	Cody Clevenger	WR	5-11	163	Fr.	Lenoir City, Tenn./Lenoir City
24	Dante Tidwell	RB	5-10	175	Fr.	Chatsworth, Ga./North Murray	81	Andrew Manning	WR	6-1	200	So.	Chattanooga, Tenn./Ooltewah
25	Alec Boruff	DB	6-1	191	Fr.	Knoxville, Tenn./Webb School	82	Travon Jones	TE	6-7	211	Fr.	McDonough, Ga./Fork Union Military Academy
25	Jahmar Quandt	WR	6-3	177	Jr.	St. Thomas, U.S. Virgin Islands/Naropa University	83	KeShawn Toney	TE	6-4	250	Fr.	Williston, S.C./South Carolina
26	Jamoi Mayes	WR	5-10	200	Fr.	Griffin, Ga./Griffin	85	Tyler Smith	WR	6-0	187	Fr.	Ellenwood, Ga./Western Kentucky
27	Jerrell Lawson	DB	6-2	204	Sr.	Brundidge, Ala./Pike County	86	Avery Williams	WR	6-2	185	Fr.	Nashville, Tenn./Brentwood
28	Jordan Walker	DB	6-0	177	Fr.	Lafayette, Ala./Lafayette	87	Jay Gibson	TE	6-5	249	So.	Cleveland, Tenn./Western Kentucky
29	Telly Plummer	DB	6-1	196	So.	Riverdale, Ga./Louisville	88	Juwan Tyus	TE	6-3	222	Jr.	Verbena, Ala./Verbena
30	Jay Person	LB	6-4	229	So.	Cleveland, Tenn./Appalachian State	89	Cameron West	DL	6-3	237	So.	Manchester, Tenn./Coffee County
31	Bo Spearman	LB	6-0	205	Fr.	Irondale, Ala./Shades Valley	90	Devonsha Maxwell	DL	6-2	295	Jr.	Valdosta, Ga./Valdosta
32	Ailym Ford	RB	5-9	210	So.	Florence, S.C./West Florence	91	Lane Phillips	DL	6-3	270	Fr.	Ringgold, Ga./Heritage
34	Daniel Brent	LB	6-1	195	Fr.	Madison, Ala./Madison Academy	92	Giovanni Reviere	DL	6-5	270	Jr.	Chattanooga, Tenn./Purdue
35	J.D. Harris	DB	5-11	169	So.	Columbus, Ind./Northern Illinois	94	Marlon Taylor	DL	6-3	295	Fr.	Brunswick, Ga./Glynn Academy
36	Christian Snyder	LB	6-3	221	Jr.	Spring Hill, Tenn./Summit	95	John Prince	DL	6-2	230	Fr.	Stockbridge, Ga./Stockbridge
37	Jelen Lee	DB	6-0	173	Fr.	Florence, Ala./Florence	97	Tavi McLean	DL	6-3	270	So.	Lewisburg, Tenn./Marshall County
38	Austin Collier	DL	6-1	241	Jr.	Nashville, Tenn./Bethel University	98	Christian Smith	DL	6-2	285	Jr.	Trussville, Ala./Tennessee Tech
39	Josh Jones	DB	5-9	170	Fr.	Smyrna, Tenn./Smyrna	99	Evan Brown	TE	6-4	270	Fr.	Trenton, Ohio/Edgewood
40	Bradley Goodwin	LS	5-10	197	Fr.	Spring City, Tenn./Rhea County							
41	Montez Wilson	DL	6-3	245	Sr.	Alexandria, Va./Rhode Island							
42	Justin Sanders	LB	6-0	206	Fr.	Atlanta, Ga./North Atlanta							
43	Jason Pierce	P	6-2	244	Jr.	Powder Springs, Ga./Jacksonville State							

CHATTANOOGA MOCS

Basic information

Location:Chattanooga, Tenn.
 Founded:1886
 Enrollment:11,728
 Nickname:Mocs
 Colors:Navy, Old Gold and Silver
 Chancellor:Dr. Steve Angle
 Director of athletics:Mark Wharton
 Stadium:Finley Stadium
 Capacity:20,668

Media relations

Football contact: Jim Horten
 Email:james-horten@utc.edu
 Office:423-425-2350
 Cell:423-645-8733
 Press box phone:423-757-9322
 Website:GoMocs.com

Team information

2020-21 record:3-2
 SoCon record:3-1 (2nd)
 Home:1-1
 Away:2-1
 Lettermen returning/lost:72/4
 Off. starters returning/lost:11/0
 Def. starters returning/lost:11/0
 Specialists returning/lost:3/0
 Basic offense:Multiple
 Basic defense:Multiple



Jim Horten
Football SID

SoCon titles (7)

1977, 1978, 1979, 1984, 2013, 2014, 2015

FCS Playoff appearances (4)

1984, 2014, 2015, 2016



CHATTANOOGA DEFENSIVE LINEMAN DEVONNSHA MAXWELL



**CHATTANOOGA OFFENSIVE LINEMAN
COLE STRANGE**

2021 SCHEDULE

Sept. 2 (7:30 p.m.)
Austin Peay
(ESPN+)



Oct. 23 (1 p.m.)
at Samford*
(ESPN+)



Sept. 11 (7 p.m.)
at North Alabama
(TBA)



Oct. 30 (1:30 p.m.)
Furman*
(ESPN+)



Sept. 18 (12 p.m.)
at Kentucky
(SEC Network+)



Nov. 6 (1:30 p.m.)
at Wofford*
(ESPN+)



Oct. 2 (1:30 p.m.)
Western Carolina*
(ESPN+)



Nov. 13 (3 p.m.)
at Mercer*
(ESPN+)



Oct. 9 (1:30 p.m.)
at VMI*
(ESPN+)



Nov. 20 (1:30 p.m.)
The Citadel*
(ESPN+)



Oct. 16 (1:30 p.m.)
ETSU*
(Nexstar/ESPN+)



* Southern Conference game



CHATTANOOGA



2020-21 INDIVIDUAL STATISTICS

RUSHING	GP	Att	Gain	Loss	Net	Avg	TD	Long	Avg/G
Tyrell Price	4	53	233	7	226	4.3	4	28	56.5
Gino Appleberry	5	47	201	7	194	4.1	2	14	38.8
Lance Jackson	1	19	137	2	135	7.1	2	66	135.0
Ailym Ford	1	25	92	0	92	3.7	0	13	92.0
Drayton Arnold	5	38	111	80	31	0.8	1	12	6.2
Cole Copeland	2	3	19	6	13	4.3	0	18	6.5
Jeffery Wood II	2	2	1	1	0	0.0	0	1	0.0
Skyler Wilson	4	1	0	16	-16	-16.0	0	0	-4.0
Gabe Boring	3	1	0	23	-23	-23.0	0	0	-7.7
TEAM	5	3	0	25	-25	-8.3	0	0	-5.0
Total.....	5	192	794	167	627	3.3	9	66	125.4
Opponents.....	5	225	869	131	738	3.3	8	38	147.6

2020-21 TEAM STATISTICS

TEAM STATISTICS	UTC	OPP
SCORING	107	103
Points Per Game	21.4	20.6
FIRST DOWNS	85	72
Rushing	39	42
Passing	38	24
Penalty	8	6
RUSHING YARDAGE	627	738
Yards gained rushing	794	869
Yards lost rushing	167	131
Rushing Attempts	192	225
Average Per Rush	3.3	3.3
Average Per Game	125.4	147.6
TDs Rushing	9	8
PASSING YARDAGE	979	498
Comp-Att-Int	63-125-4	50-86-4
Average Per Pass	7.8	5.8
Average Per Catch	15.5	10.0
Average Per Game	195.8	99.6
TDs Passing	4	4
TOTAL OFFENSE	1606	1236
Total Plays	317	311
Average Per Play	5.1	4.0
Average Per Game	321.2	247.2
KICK RETURNS: #-Yards	6-145	15-196
PUNT RETURNS: #-Yards	3--2	4-5
INT RETURNS: #-Yards	4-2	4-20
KICK RETURN AVERAGE	24.2	13.1
PUNT RETURN AVERAGE	-0.7	1.2
INT RETURN AVERAGE	0.7	5.0
FUMBLES-LOST	7-3	7-5
PENALTIES-Yards	30-278	27-304
Average Per Game	55.6	60.8
PUNTS-Yards	16-676	21-927
Average Per Punt	42.2	44.1
Net punt average	40.7	43.3
TIME OF POSSESSION/Game	30:51	29:09
3RD-DOWN Conversions	25/67	24/71
3rd-Down Pct	37%	34%
4TH-DOWN Conversions	6/16	9/11
4th-Down Pct	38%	82%
SACKS BY-Yards	10-63	11-69
MISC YARDS	0	0
TOUCHDOWNS SCORED	13	12
FIELD GOALS-ATTEMPTS	5-7	7-8
ON-SIDE KICKS	0-0	0-0
RED-ZONE SCORES	(15-17) 88%	(18-21) 86%
RED-ZONE TOUCHDOWNS	(11-17) 65%	(12-21) 57%
PAT-ATTEMPTS	(12-12) 100%	(10-11) 91%
ATTENDANCE	3144	9115
Games/Avg Per Game	2/1572	3/3038

SCORE BY QUARTERS

	1st	2nd	3rd	4th	OT	Total
UTC	38	17	17	27	8	107
Opponents	17	23	26	30	7	103

PASSING	GP	Effic	Cmp-Att-Int	Pct	Yards	TD	Long	Avg/G
Drayton Arnold	5	115.07	50-104-3	48.1	783	3	75	156.6
Cole Copeland	2	153.82	13-20-1	65.0	196	1	42	98.0
TEAM	5	0.00	0-1-0	0.0	0	0	0	0.0
Total.....	5	120.35	63-125-4	50.4	979	4	75	195.8
Opponents.....	5	112.83	50-86-4	58.1	498	4	46	99.6

RECEIVING	G	No.	Yds	Avg	TD	Lg	Avg/G
Reginald Henderson	4	15	285	19.0	0	50	71.2
Jamoi Mayes	4	9	165	18.3	1	42	41.2
Andrew Manning	5	6	115	19.2	0	38	23.0
Tyler Walker	2	5	91	18.2	0	37	45.5
Jay Gibson	4	4	17	4.2	1	6	4.2
Kanore McKinnon	4	3	57	19.0	0	23	14.2
Chris James	1	3	33	11.0	0	25	33.0
Bryce Nunnally	1	3	28	9.3	0	12	28.0
Tyron Arnett	3	3	20	6.7	0	12	6.7
Tyryn Summers	4	3	11	3.7	0	5	2.8
Juwan Tyus	5	2	88	44.0	1	75	17.6
Tyrell Price	4	2	36	18.0	0	25	9.0
Evan Brown	3	2	18	9.0	0	14	6.0
Gino Appleberry	5	2	6	3.0	0	4	1.2
Tyler Smith	1	1	9	9.0	1	9	9.0
Total.....	5	63	979	15.5	4	75	195.8
Opponents.....	5	50	498	10.0	4	46	99.6

PUNT RETURNS	No.	Yards	Avg	TD	Long
Jamoi Mayes	2	-5	-2.5	0	0
Brandon Dowdell	1	3	3.0	0	3
Total.....	3	-2	-0.7	0	3
Opponents.....	4	5	1.2	0	6

INTERCEPTIONS	No.	Yards	Avg	TD	Long
Jerrell Lawson	1	0	0.0	0	0
Ty Boeck	1	0	0.0	0	0
Brandon Dowdell	1	2	2.0	0	2
Jelen Lee	1	0	0.0	0	0
Total.....	4	2	0.5	0	2
Opponents.....	4	20	5.0	0	20

KICK RETURNS	No.	Yards	Avg	TD	Long
Tyron Arnett	3	53	17.7	0	23
Jamoi Mayes	1	43	43.0	0	43
Tyrell Price	1	17	17.0	0	17
Gino Appleberry	1	32	32.0	0	32
Total.....	6	145	24.2	0	43
Opponents.....	15	196	13.1	0	27

TACKLES	GP	Solo	Ast	Total	TFL/Yds	Sacks/Yds
Kam Jones	4	18	16	34	5.5-17	.
Ty Boeck	4	15	16	31	0.5-1	.
Christian Snyder	5	9	19	28	.	.
Brandon Dowdell	4	14	10	24	2.0-7	.
Jerrell Lawson	4	13	11	24	2.5-2	.
Jay Person	4	10	9	19	7.0-26	3.0-18
Rashun Freeman	4	11	8	19	4.0-14	.
Devonsha Maxwell	4	11	8	19	7.0-30	5.0-27
Jelen Lee	3	9	5	14	.	.
John Prince	4	10	4	14	3.0-11	1.0-9
Total.....	5	189	174	363	39-143	10-63
Opponents.....	5	155	148	303	22.0-91	11-69

ALL PURPOSE	GP	Rush	Rcv	PR	KR	IR	Total	Avg/G
Reginald Henderson	4	0	285	0	0	0	285	71.2
Tyrell Price	4	226	36	0	17	0	279	69.8
Gino Appleberry	5	194	6	0	32	0	232	46.4
Jamoi Mayes	4	0	165	-5	43	0	203	50.8
Lance Jackson	1	135	0	0	0	0	135	135.0
Total.....	5	627	979	-2	145	2	1751	350.2
Opponents.....	5	738	498	5	196	20	1457	291.4

FIELD GOALS	Made-Att	Pct	01-19	20-29	30-39	40-49	50-99	Long	Blkd
Victor Ulmo	1-1	100.0	0-0	1-1	0-0	0-0	0-0	22	0
Skyler Wilson	4-6	66.7	0-0	2-2	1-1	1-3	0-0	42	0

SCORING	TD	FGs	Kick	Rush	Rcv	Pass	DXP	Saf	Pts
Tyrell Price	4	0-0	0-0	0-0	0	0-0	0	0	24
Skyler Wilson	0	4-6	11-11	0-0	0	0-0	0	0	23
Lance Jackson	2	0-0	0-0	0-0	0	0-0	0	0	12
Gino Appleberry	2	0-0	0-0	0-0	0	0-0	0	0	12
Jay Gibson	1	0-0	0-0	0-0	1	0-0	0	0	8
Juwan Tyus	1	0-0	0-0	0-0	0	0-0	0	0	6
Jamoi Mayes	1	0-0	0-0	0-0	0	0-0	0	0	6
Tyler Smith	1	0-0	0-0	0-0	0	0-0	0	0	6
Drayton Arnold	1	0-0	0-0	0-0	0	1-1	0	0	6
Victor Ulmo	0	1-1	1-1	0-0	0	0-0	0	0	4
Rashun Freeman	0	0-0	0-0	0-0	0	1-1	0	0	0
Total.....	13	5-7	12-12	0-0	1	1-1	0	0	107
Opponents.....	12	7-8	10-11	0-0	0	0-1	0	0	103

TOTAL OFFENSE	GP	Plays	Rush	Pass	Total	Avg/G
Drayton Arnold	5	142	31	783	814	162.8
Tyrell Price	4	53	226	0	226	56.5
Cole Copeland	2	23	13	196	209	104.5
Gino Appleberry	5	47	194	0	194	38.8
Lance Jackson	1	19	135	0	135	135.0
Ailym Ford	1	25	92	0	92	92.0
Skyler Wilson	4	1	-16	0	-16	-4.0
Gabe Boring	3	1	-23	0	-23	-7.7
TEAM	5	4	-25	0	-25	-5.0
Total.....	5	317	627	979	1606	321.2
Opponents.....	5	311	738	498	1236	247.2

PUNTING	No.	Yds	Avg	Long	TB	FC	I20	Blkd
Gabe Boring	9	382	42.4	72	0	2	4	0
Drayton Arnold	6	253	42.2	54	1	1	1	0
Skyler Wilson	1	41	41.0	41	0	1	0	0
Total.....	16	676	42.2	72	1	4	5	0
Opponents.....	21	927	44.1	69	1	7	9	0

KICKOFFS	No.	Yds	Avg	TB	OB Retn	Net YdLn
Skyler Wilson	10	487	48.7	0	0	0
Gabe Boring	8	358	44.8	0	0	0
Victor Ulmo	3	119	39.7	0	0	0
Total.....	21	964	45.9	0	0	196 36.6 28
Opponents.....	21	1043	49.7	3	1	145 39.9 25

2020-21 RESULTS (3-2, 3-1 SOCON; 2ND)

Date	Opponent	W/L	Score	Attendance
Oct 24	at Western Kentucky	L	10-13	3905
Feb 27	WOFFORD*	W	24-13	0
Mar 06	at The Citadel*	W (OT)	25-24	3108
Mar 20	at #11 Furman*	W	20-18	2102
Mar 27	MERCER*	L	28-35	3144

* Southern Conference game

2020-21 TEAM GAME-BY-GAME

Date	Opponent	Rushing				Receiving				Passing				Kick returns				Punt returns				Total off
		No.	Yds	TD	Lg	No.	Yds	TD	Lg	Cmp-Att-Int	Yds	TD	Lg	No	Yds	TD	Lg	No	Yds	TD	Lg	
Oct 24	at Western Kentucky	42	135	1	13	9	90	0	25	9-23-0	90	0	25	0	0	0	0	0	0	0	0	225
Feb 27	WOFFORD	39	78	2	7	15	223	1	38	15-25-0	223	1	38	3	53	0	23	1	3	0	3	301
Mar 06	at The Citadel	35	104	2	12	11	222	1	75	11-21-1	222	1	75	0	0	0	0	0	0	0	0	326
Mar 20	at Furman	47	172	2	28	11	218	0	50	11-29-3	218	0	50	1	17	0	17	0	0	0	0	390
Mar 27	MERCER	29	138	2	66	17	226	2	37	17-27-0	226	2	37	2	75	0	43	2	-5	0	0	364
	Totals	192	627	9	66	63	979	4	75	63-125-4	979	4	75	6	145	0	43	3	-2	0	3	1606
	Opponent	225	738	8	38	50	498	4	46	50-86-4	498	4	46	15	196	0	27	4	5	0	6	1236

Games played: 5
 Avg per rush: 3.3
 Avg per catch: 15.5
 Pass efficiency: 120.35
 Kick ret avg: 24.2
 Punt ret avg: -0.7
 All purpose avg/game: 350.2
 Total offense avg/gm: 321.2

Date	Opponent	Tackles				Sacks		Fumble		Pass defense			Blkd	PAT attempts				Saf	Pts
		Solo	Ast	Total	TFL-Yds	No-Yds	FF	FR-Yds	Int-Yds	QBH	Brk	Kick	Att-Mad	Run	Rcv				
Oct 24	at Western Kentucky	38	22	60	10.0-33	2.0-15	1	2-0	0-0	2	2	0	1-1	0	0	0	0	10	
Feb 27	WOFFORD	32	34	66	8.0-27	3.0-16	1	1-0	1-2	3	1	0	3-3	0	0	0	0	24	
Mar 06	at The Citadel	44	42	86	8.0-27	2.0-13	0	0-0	0-0	0	2	0	2-2	0	1	0	0	25	
Mar 20	at Furman	35	26	61	9.0-37	2.0-10	2	2-0	2-0	5	2	1	2-2	0	0	0	0	20	
Mar 27	MERCER	40	50	90	4.0-19	1.0-9	0	0-3	1-0	1	1	0	4-4	0	0	0	0	28	
	Totals	189	174	363	39.0-143	10.0-63	4	5-3	4-2	11	8	1	12-12	0	1	0	1	107	
	Opponent	155	148	303	22.0-91	11.0-73	2	3-0	4-20	10	16	0	11-10	0	0	0	0	103	

Date	Opponent	Punting						Field goals					Kickoffs					
		No	Yds	Avg	Long	Blkd	TB	FC	50+	120	Att-Made	Lg	Blkd	No	Yds	Avg	TB	OB
Oct 24	at Western Kentucky	4	152	38.0	43	0	0	1	0	1	1-1	22	0	3	119	39.7	0	0
Feb 27	WOFFORD	3	157	52.3	72	0	0	0	1	3	2-1	26	0	5	238	47.6	0	0
Mar 06	at The Citadel	2	73	36.5	38	0	0	1	0	0	1-1	33	0	3	120	40.0	0	0
Mar 20	at Furman	2	87	43.5	46	0	1	1	0	0	2-2	42	0	5	262	52.4	0	0
Mar 27	MERCER	5	207	41.4	54	0	0	1	1	1	1-0	0	0	5	225	45.0	0	0
	Totals	16	676	42.2	72	0	1	4	2	5	7-5	42	0	21	964	45.9	0	0
	Opponent	21	927	44.1	69	0	1	7	6	9	8-7	46	0	21	1043	49.7	3	1



CHATTANOOGA

CHATTANOOGA VS. 2021 OPPONENTS

Chattanooga 6, Austin Peay 0

At UTC: UTC leads 4-0

At APSU: UTC leads 2-0

Rusty Wright vs. APSU: 0-0

Scotty Walden vs. UTC: 0-0

Last APSU win: N/A

Last UTC win: 42-6 in 2014

Longest APSU streak: N/A

Longest UTC streak: 6 (1958-2014)

Last 10 meetings: UTC leads 6-0

Current streak: UTC has won six

Largest APSU win: N/A

Largest UTC win: 42-6 in 2014

Year	Winner	Score	Site
1958	UTC	26-0	Chattanooga, Tenn.
1966	UTC	27-17	Chattanooga, Tenn.
1967	UTC	23-8	Chattanooga, Tenn.
1968	UTC	41-13	Clarksville, Tenn.
2013	UTC	42-10	Chattanooga, Tenn.
2014	UTC	42-6	Clarksville, Tenn.

Chattanooga 1, North Alabama 0

At UNA: N/A

At UTC: UTC leads 1-0

Chris Willis vs. UTC: 0-0

Rusty Wright vs. UNA: 0-0

Last UNA win: N/A

Last UTC win: 25-6 in 1963

Longest UNA streak: N/A

Longest UTC streak: 1 (1963)

Last 10 meetings: UTC leads 1-0

Current streak: UTC has won one

Largest UNA win: N/A

Largest UTC win: 25-6 in 1963

Year	Winner	Score	Site
1963	UTC	25-6	Chattanooga, Tenn.

Kentucky 0, Chattanooga 0

First meeting

Rusty Wright vs. UK: 0-0

Mark Stoops vs. UTC: 0-0

Chattanooga 29, Western Carolina 17

At UTC: UTC leads 16-6

At WCU: UTC leads 13-11

Rusty Wright vs. WCU: 1-0

Kerwin Bell vs. UTC: 0-0

Last UTC win: 60-36 in 2019

Last WCU win: 45-7 in 2017

Longest UTC streak: 8 (2009-16)

Longest WCU streak: 4 (1991-94)

Last 10 meetings: UTC leads 9-1

Current streak: UTC has won two

Largest UTC win: 51-0 in 2014

Largest WCU win: 53-15 in 1994; 45-7 in 2017

Year	Winner	Score	Site
1973	WCU	14-0	Cullowhee, N.C.
1975	UTC	27-6	Chattanooga, Tenn.
1976	UTC	28-14	Cullowhee, N.C.
1977	UTC	21-10	Cullowhee, N.C.
1978	WCU	31-21	Chattanooga, Tenn.
1979	UTC	42-35	Cullowhee, N.C.
1980	UTC	39-14	Chattanooga, Tenn.
1981	WCU	24-10	Cullowhee, N.C.
1982	WCU	20-0	Cullowhee, N.C.
1983	WCU	25-15	Cullowhee, N.C.
1984	UTC	10-6	Chattanooga, Tenn.
1985	UTC	23-3	Cullowhee, N.C.
1986	UTC	34-7	Chattanooga, Tenn.
1987	UTC	13-11	Cullowhee, N.C.
1988	UTC	19-14	Chattanooga, Tenn.
1989	WCU	26-20	Cullowhee, N.C.
1990	UTC	23-21	Chattanooga, Tenn.
1991	WCU	27-24	Cullowhee, N.C.

1992	WCU	44-13	Chattanooga, Tenn.
1993	WCU	41-10	Chattanooga, Tenn.
1994	WCU	53-15	Cullowhee, N.C.
1995	UTC	35-14	Chattanooga, Tenn.
1996	UTC	20-6	Cullowhee, N.C.
1997	UTC	24-21	Chattanooga, Tenn.
1998	WCU	24-21	Cullowhee, N.C.
1999	UTC	56-28	Chattanooga, Tenn.
2000	WCU	41-36	Cullowhee, N.C.
2001	WCU	21-3	Chattanooga, Tenn.
2002	WCU	45-28	Cullowhee, N.C.
2003	UTC	38-0	Chattanooga, Tenn.
2004	UTC	27-24	Cullowhee, N.C.
2005	WCU	38-20	Chattanooga, Tenn.
2006	UTC	20-17 (OT)	Cullowhee, N.C.
2007	UTC	39-21	Chattanooga, Tenn.
2008	WCU	27-7	Cullowhee, N.C.
2009	UTC	24-20	Chattanooga, Tenn.
2010	UTC	27-21	Cullowhee, N.C.
2011	UTC	51-7	Chattanooga, Tenn.
2012	UTC	45-24	Cullowhee, N.C.
2013	UTC	42-21	Chattanooga, Tenn.
2014	UTC	51-0	Cullowhee, N.C.
2015	UTC	41-13	Chattanooga, Tenn.
2016	UTC	38-25	Cullowhee, N.C.
2017	WCU	45-7	Chattanooga, Tenn.
2018	UTC	26-6	Cullowhee, N.C.
2019	UTC	60-36	Chattanooga, Tenn.

Chattanooga 17, VMI 8, 1 tie

At UTC: UTC leads 9-3-1

At VMI: UTC leads 8-5

Rusty Wright vs. VMI: 0-1

Scott Wachenheim vs. UTC: 1-4

Last UTC win: 34-27 in 2018

Last VMI win: 31-24 in 2019

Longest UTC streak: 5 (1980-87; 2014-18)

Longest VMI streak: 2 (1992-93; 1995-96; 2001-02)

Last 10 meetings: UTC leads 7-3

Current streak: VMI has won one

Largest UTC win: 63-7 in 2017

Largest VMI win: 17-0 in 1972

Year	Winner	Score	Site
1971	UTC	31-8	Lexington, Va.
1972	VMI	17-0	Chattanooga, Tenn.
1980	UTC	55-10	Lexington, Va.
1983	UTC	23-6	Chattanooga, Tenn.
1984	UTC	35-0	Lexington, Va.
1985	UTC	54-7	Chattanooga, Tenn.
1987	UTC	31-0	Lexington, Va.
1989	Tie	14-14	Chattanooga, Tenn.
1991	UTC	50-14	Chattanooga, Tenn.
1992	VMI	37-34 (OT)	Lexington, Va.
1993	VMI	35-29 (OT)	Lexington, Va.
1994	UTC	49-14	Chattanooga, Tenn.
1995	VMI	17-12	Lexington, Va.
1996	VMI	28-14	Chattanooga, Tenn.
1997	UTC	27-24	Lexington, Va.
1998	UTC	45-7	Chattanooga, Tenn.
1999	UTC	27-0	Lexington, Va.
2000	UTC	27-14	Chattanooga, Tenn.
2001	VMI	19-16	Lexington, Va.
2002	VMI	35-31	Chattanooga, Tenn.
2014	UTC	55-7	Chattanooga, Tenn.
2015	UTC	33-27	Lexington, Va.
2016	UTC	30-12	Chattanooga, Tenn.
2017	UTC	63-7	Lexington, Va.
2018	UTC	34-27	Chattanooga, Tenn.
2019	VMI	31-24	Lexington, Va.

Chattanooga 23, ETSU 19, 1 tie

At ETSU: ETSU leads 11-8-1

At UTC: UTC leads 15-8

Randy Sanders vs. UTC: 1-1

Rusty Wright vs. ETSU: 1-0

Last ETSU win: 17-14 in 2018

Last UTC win: 16-13 in 2019

Longest ETSU streak: 5 (1992-96)

Longest UTC streak: 4 (1980-83)

Last 10 meetings: Series tied 5-5

Current streak: UTC has won one

Largest ETSU win: 68-7 in 2003

Largest UTC win: 37-7 in 2016

Year	Winner	Score	Site
1961	UTC	27-6	Chattanooga, Tenn.
1962	UTC	14-13	Chattanooga, Tenn.
1963	ETSU	27-22	Chattanooga, Tenn.
1964	UTC	7-0	Chattanooga, Tenn.
1965	Tie	7-7	Johnson City, Tenn.
1967	UTC	15-14	Johnson City, Tenn.
1968	UTC	16-6	Chattanooga, Tenn.
1969	ETSU	17-13	Chattanooga, Tenn.
1970	ETSU	21-17	Johnson City, Tenn.
1971	UTC	28-14	Chattanooga, Tenn.
1972	ETSU	35-0	Johnson City, Tenn.
1973	UTC	26-21	Chattanooga, Tenn.
1975	UTC	21-13	Johnson City, Tenn.
1976	UTC	23-14	Chattanooga, Tenn.
1979	ETSU	35-0	Johnson City, Tenn.
1980	UTC	26-14	Chattanooga, Tenn.
1981	UTC	17-0	Johnson City, Tenn.
1982	UTC	27-6	Chattanooga, Tenn.
1983	UTC	13-10	Johnson City, Tenn.
1984	ETSU	12-0	Chattanooga, Tenn.
1985	UTC	12-0	Johnson City, Tenn.
1986	ETSU	18-17	Chattanooga, Tenn.
1987	ETSU	34-14	Johnson City, Tenn.
1988	UTC	33-10	Chattanooga, Tenn.
1989	ETSU	24-23	Johnson City, Tenn.
1990	UTC	22-3	Chattanooga, Tenn.
1991	UTC	43-26	Johnson City, Tenn.
1992	ETSU	27-24	Chattanooga, Tenn.
1993	ETSU	21-0	Johnson City, Tenn.
1994	ETSU	30-13	Chattanooga, Tenn.
1995	ETSU	38-9	Johnson City, Tenn.
1996	ETSU	28-24	Chattanooga, Tenn.
1997	UTC	17-14	Johnson City, Tenn.
1998	UTC	10-7	Chattanooga, Tenn.
1999	ETSU	28-14	Johnson City, Tenn.
2000	ETSU	24-22	Chattanooga, Tenn.
2001	ETSU	32-10	Johnson City, Tenn.
2002	UTC	27-10	Chattanooga, Tenn.
2003	ETSU	68-7	Johnson City, Tenn.
2016	UTC	37-7	Johnson City, Tenn.
2017	UTC	10-3	Chattanooga, Tenn.
2018	ETSU	17-14	Johnson City, Tenn.
2019	UTC	16-13	Chattanooga, Tenn.

Chattanooga 32, Samford 10, 3 ties

At SAM: UTC leads 10-5

At UTC: UTC leads 22-5-2

At neutral sites: Series tied 0-0-1

Chris Hatcher vs. UTC: 2-6 (2-1 GSU, 0-5 SAM)

Rusty Wright vs. SAM: 1-0

Last SAM win: 17-14 (OT) in 2013

Last UTC win: 35-27 in 2019

Longest SAM streak: 2, three times

Longest UTC streak: 8 (1964-01)

Last 10 meetings: UTC leads 9-1

Current streak: UTC has won six

Largest SAM win: 63-0 in 1906

Largest UTC win: 56-0 in 1910

Year	Winner	Score	Site
1906	SAM	63-0	Birmingham, Ala.
1907	SAM	21-7	Chattanooga, Tenn.
1907	UTC	29-0	Chattanooga, Tenn.
1909	Tie	0-0	Chattanooga, Tenn.
1910	UTC	56-0	Chattanooga, Tenn.

CHATTANOOGA VS. 2021 OPPONENTS

1914	UTC	14-0	Chattanooga, Tenn.
1921	UTC	26-3	Chattanooga, Tenn.
1923	Tie	0-0	Chattanooga, Tenn.
1924	SAM	28-0	Chattanooga, Tenn.
1925	SAM	3-0	Birmingham, Ala.
1926	UTC	23-0	Chattanooga, Tenn.
1928	UTC	14-0	Birmingham, Ala.
1929	UTC	20-14	Chattanooga, Tenn.
1930	UTC	13-9	Chattanooga, Tenn.
1931	UTC	14-0	Chattanooga, Tenn.
1932	UTC	19-0	Birmingham, Ala.
1936	UTC	6-0	Chattanooga, Tenn.
1937	SAM	6-0	Birmingham, Ala.
1938	UTC	13-6	Chattanooga, Tenn.
1939	SAM	33-14	Birmingham, Ala.
1940	UTC	28-0	Chattanooga, Tenn.
1941	Tie	7-7	Anniston, Ala.
1945	UTC	47-7	Chattanooga, Tenn.
1962	SAM	22-12	Chattanooga, Tenn.
1964	UTC	28-13	Chattanooga, Tenn.
1965	UTC	25-10	Chattanooga, Tenn.
1967	UTC	28-0	Birmingham, Ala.
1968	UTC	40-7	Chattanooga, Tenn.
1998	UTC	23-13	Chattanooga, Tenn.
1999	UTC	29-27	Birmingham, Ala.
2000	UTC	23-6	Chattanooga, Tenn.
2001	UTC	28-14	Birmingham, Ala.
2003	SAM	31-23	Chattanooga, Tenn.
2008	SAM	30-7	Chattanooga, Tenn.
2009	UTC	14-7	Birmingham, Ala.
2010	UTC	48-14	Chattanooga, Tenn.
2011	UTC	24-9	Birmingham, Ala.
2012	UTC	20-13	Chattanooga, Tenn.
2013	SAM	17-14 (OT)	Birmingham, Ala.
2014	UTC	38-24	Chattanooga, Tenn.
2015	UTC	31-21	Birmingham, Ala.
2016	UTC	41-21	Chattanooga, Tenn.
2017	UTC	23-21	Birmingham, Ala.
2018	UTC	27-20	Chattanooga, Tenn.
2019	UTC	35-27	Birmingham, Ala.

Furman 30, Chattanooga 20

At FUR: FUR leads 13-12

At UTC: FUR leads 17-8

Clay Hendrix vs. UTC: 3-1

Rusty Wright vs. FUR: 1-1

Last FUR win: 35-20 in 2019

Last UTC win: 20-18 in 2020-21

Longest FUR streak: 15 (1995-09)

Longest UTC streak: 5 (1928-68; 2012-16)

Last 10 meetings: UTC leads 6-4

Current streak: UTC has won one

Largest FUR win: 63-21 in 2003

Largest UTC win: 34-0 in 1957

Year	Winner	Score	Site
1928	UTC	15-0	Greenville, S.C.
1929	UTC	20-7	Chattanooga, Tenn.
1957	UTC	34-0	Greenville, S.C.
1959	UTC	20-7	Chattanooga, Tenn.
1968	UTC	31-14	Chattanooga, Tenn.
1970	FUR	18-16	Greenville, S.C.
1977	FUR	17-7	Chattanooga, Tenn.
1978	UTC	13-9	Greenville, S.C.
1979	UTC	45-14	Greenville, S.C.
1980	FUR	42-28	Chattanooga, Tenn.
1981	UTC	31-28	Greenville, S.C.
1982	UTC	16-13	Chattanooga, Tenn.
1983	FUR	28-14	Greenville, S.C.
1984	UTC	14-7	Chattanooga, Tenn.
1985	FUR	28-0	Greenville, S.C.
1986	FUR	21-10	Chattanooga, Tenn.
1987	UTC	16-14	Greenville, S.C.
1988	FUR	10-7	Chattanooga, Tenn.
1989	FUR	27-17	Greenville, S.C.



CHATTANOOGA RUNNING BACK AILYM FORD

1990	FUR	38-21	Chattanooga, Tenn.
1991	FUR	24-21	Greenville, S.C.
1992	FUR	35-7	Chattanooga, Tenn.
1993	UTC	45-42	Chattanooga, Tenn.
1994	UTC	34-20	Greenville, S.C.
1995	FUR	23-21	Chattanooga, Tenn.
1996	FUR	42-21	Greenville, S.C.
1997	FUR	43-21	Chattanooga, Tenn.
1998	FUR	31-28	Greenville, S.C.
1999	FUR	40-35	Chattanooga, Tenn.
2000	FUR	45-44 (OT)	Greenville, S.C.
2001	FUR	42-10	Chattanooga, Tenn.
2002	FUR	35-7	Greenville, S.C.
2003	FUR	63-21	Chattanooga, Tenn.
2004	FUR	51-31	Greenville, S.C.
2005	FUR	56-35	Chattanooga, Tenn.
2006	FUR	28-22 (OT)	Greenville, S.C.
2007	FUR	28-22	Chattanooga, Tenn.
2008	FUR	35-10	Greenville, S.C.
2009	FUR	38-20	Chattanooga, Tenn.
2010	UTC	36-28	Greenville, S.C.
2011	FUR	14-7	Chattanooga, Tenn.
2012	UTC	31-10	Greenville, S.C.
2013	UTC	31-9	Chattanooga, Tenn.
2014	UTC	45-19	Greenville, S.C.
2015	UTC	31-3	Chattanooga, Tenn.
2016	UTC	21-14	Greenville, S.C.
2017	FUR	41-17	Chattanooga, Tenn.
2018	FUR	16-10	Greenville, S.C.
2019	FUR	35-20	Chattanooga, Tenn.
2020-21	UTC	20-18	Greenville, S.C.

Wofford 15, Chattanooga 12

At UTC: UTC leads 9-6

At WOF: WOF leads 9-3

Rusty Wright vs. WOF: 1-1

Josh Conklin vs. UTC: 2-1

Last UTC win: 24-13 in 2020-21

Last WOF win: 35-34 (OT) in 2019

Longest UTC streak: 5 (1927-98)

Longest WOF streak: 4 (2016-19)

Last 10 meetings: WOF leads 6-4

Current streak: UTC has won one

Largest UTC win: 38-7 in 1927

Largest WOF win: 55-0 in 2006

Year	Winner	Score	Site
1927	UTC	38-7	Chattanooga, Tenn.
1968	UTC	35-14	Spartanburg, S.C.
1969	UTC	28-23	Chattanooga, Tenn.
1997	UTC	20-17	Chattanooga, Tenn.
1998	UTC	31-3	Spartanburg, S.C.
1999	WOF	41-34	Chattanooga, Tenn.
2000	WOF	41-33	Spartanburg, S.C.
2001	UTC	29-26	Chattanooga, Tenn.
2002	WOF	27-21 (OT)	Spartanburg, S.C.
2003	WOF	42-14	Chattanooga, Tenn.
2004	WOF	56-21	Spartanburg, S.C.
2005	UTC	25-13	Chattanooga, Tenn.
2006	WOF	55-0	Spartanburg, S.C.
2007	WOF	42-16	Chattanooga, Tenn.
2008	WOF	56-7	Spartanburg, S.C.
2009	UTC	38-9	Chattanooga, Tenn.
2010	WOF	45-14	Spartanburg, S.C.
2011	WOF	28-27	Chattanooga, Tenn.
2012	WOF	16-13 (OT)	Spartanburg, S.C.
2013	UTC	20-10	Chattanooga, Tenn.
2014	UTC	31-13	Chattanooga, Tenn.
2015	UTC	20-17	Spartanburg, S.C.
2016	WOF	36-28	Chattanooga, Tenn.
2017	WOF	24-21 (2OT)	Spartanburg, S.C.



CHATTANOOGA

CHATTANOOGA VS. 2020 OPPONENTS



CHATTANOOGA LINEBACKER TY BOECK

#SoConFB

2018	WOF	21-10	Chattanooga, Tenn.
2019	WOF	35-34 (OT)	Spartanburg, S.C.
2020-21	UTC	24-13	Chattanooga, Tenn.

Chattanooga 20, Mercer 10, 1 tie

At MER: MER leads 6-4

At UTC: UTC leads 16-4-1

Drew Cronic vs. UTC: 1-0

Rusty Wright vs. MER: 1-1

Last MER win: 35-28 in 2020-21

Last UTC win: 34-17 in 2019

Longest MER streak: 2 (1923-24; 1932-33; 2017-18)

Longest UTC streak: 8 (1935-2014)

Last 10 meetings: UTC leads 6-4

Current streak: MER has won one

Largest MER win: 33-0 in 1924

Largest UTC win: 49-0 in 1916

Year	Winner	Score	Site
1909	MER	10-2	Macon, Ga.
1910	UTC	6-0	Macon, Ga.
1914	UTC	16-0	Macon, Ga.
1915	UTC	20-6	Chattanooga, Tenn.
1916	UTC	49-0	Chattanooga, Tenn.
1920	UTC	20-0	Chattanooga, Tenn.
1921	MER	18-0	Macon, Ga.
1922	UTC	13-6	Chattanooga, Tenn.
1923	MER	18-3	Macon, Ga.
1924	MER	33-0	Macon, Ga.
1925	UTC	12-7	Chattanooga, Tenn.
1929	UTC	7-0	Macon, Ga.
1930	UTC	8-6	Chattanooga, Tenn.
1931	UTC	27-19	Chattanooga, Tenn.
1932	MER	25-0	Chattanooga, Tenn.

1933	MER	7-0	Chattanooga, Tenn.
1934	Tie	13-13	Chattanooga, Tenn.
1935	UTC	12-7	Chattanooga, Tenn.
1936	UTC	6-0	Chattanooga, Tenn.
1937	UTC	19-7	Chattanooga, Tenn.
1938	UTC	9-7	Chattanooga, Tenn.
1939	UTC	21-18	Chattanooga, Tenn.
1940	UTC	20-6	Chattanooga, Tenn.
1941	UTC	40-13	Chattanooga, Tenn.
2014	UTC	38-31	Chattanooga, Tenn.
2015	MER	17-14	Macon, Ga.
2016	UTC	52-31	Chattanooga, Tenn.
2017	MER	30-10	Macon, Ga.
2018	MER	13-9	Chattanooga, Tenn.
2019	UTC	34-17	Macon, Ga.
2020-21	MER	35-28	Chattanooga, Tenn.

Chattanooga 33, The Citadel 19, 2 ties

At CIT: UTC leads 14-12-1

At UTC: UTC leads 19-7-1

Brent Thompson vs. UTC: 2-3

Rusty Wright vs. CIT: 2-0

Last CIT win: 20-14 in 2017

Last UTC win: 25-24 (OT) in 2020-21

Longest CIT streak: 3, three times

Longest UTC streak: 5 (1982-87)

Last 10 meetings: UTC leads 7-3

Current streak: UTC has won three

Largest CIT win: 41-16 in 2007

Largest UTC win: 42-7 in 1986

Year	Winner	Score	Site
1926	UTC	6-3	Charleston, S.C.
1927	UTC	31-6	Chattanooga, Tenn.

1930	Tie	7-7	Charleston, S.C.
1936	UTC	13-0	Charleston, S.C.
1968	UTC	31-9	Chattanooga, Tenn.
1969	UTC	10-5	Charleston, S.C.
1970	UTC	29-28	Chattanooga, Tenn.
1971	CIT	52-35	Charleston, S.C.
1972	CIT	12-0	Chattanooga, Tenn.
1973	CIT	28-20	Charleston, S.C.
1975	UTC	24-6	Chattanooga, Tenn.
1976	CIT	14-10	Charleston, S.C.
1977	UTC	21-14	Chattanooga, Tenn.
1979	UTC	28-7	Chattanooga, Tenn.
1980	CIT	29-13	Charleston, S.C.
1981	Tie	28-28	Chattanooga, Tenn.
1982	UTC	24-7	Charleston, S.C.
1983	UTC	30-9	Chattanooga, Tenn.
1985	UTC	34-17	Chattanooga, Tenn.
1986	UTC	42-7	Charleston, S.C.
1987	UTC	22-19	Chattanooga, Tenn.
1988	CIT	23-17	Charleston, S.C.
1989	UTC	17-9	Chattanooga, Tenn.
1990	UTC	7-6	Charleston, S.C.
1991	UTC	33-26	Chattanooga, Tenn.
1992	CIT	33-13	Charleston, S.C.
1993	CIT	41-27	Chattanooga, Tenn.
1994	CIT	42-26	Charleston, S.C.
1995	UTC	29-24	Chattanooga, Tenn.
1996	CIT	16-13	Charleston, S.C.
1997	CIT	7-3	Chattanooga, Tenn.
1998	UTC	13-10	Charleston, S.C.
1999	UTC	30-27 (OT)	Chattanooga, Tenn.
2000	UTC	20-13	Charleston, S.C.
2001	CIT	20-17 (2OT)	Chattanooga, Tenn.
2002	UTC	34-31	Charleston, S.C.
2003	UTC	29-20	Chattanooga, Tenn.
2004	CIT	44-24	Charleston, S.C.
2005	UTC	31-21	Chattanooga, Tenn.
2006	CIT	24-21	Charleston, S.C.
2007	CIT	41-16	Chattanooga, Tenn.
2008	CIT	24-21	Charleston, S.C.
2009	UTC	31-28	Chattanooga, Tenn.
2010	UTC	28-10	Charleston, S.C.
2011	CIT	28-27	Chattanooga, Tenn.
2012	UTC	28-10	Charleston, S.C.
2013	UTC	28-24	Chattanooga, Tenn.
2014	UTC	34-14	Charleston, S.C.
2015	UTC	31-23	Chattanooga, Tenn.
2016	CIT	22-14	Charleston, S.C.
2017	CIT	20-14	Chattanooga, Tenn.
2018	UTC	29-28 (OT)	Charleston, S.C.
2019	UTC	34-33	Chattanooga, Tenn.
2020-21	UTC	25-24 (OT)	Charleston, S.C.

CHATTANOOGA YEAR-BY-YEAR

Year	Overall	SoCon	Place	Coach
1929	4 1 3			C.B. Johnson
1904	2 3 0			Walter Hullihen
1905	6 1 0			Walter Hullihen
1906	3 3 0			Arthur Reiber
1907	0 6 0			Sam McAllester
1908	4 4 0			Jones Beene
1909	2 3 1			W.A. Roddick
1910	5 2 1			Leslie Stauffer
1911	3 2 0			Leslie Stauffer
1912	4 4 0			Leslie Stauffer
1913	4 3 0			Leslie Stauffer
1914	5 4 0			Mike Balentine
1915	5 2 2			John Spiel
1916	3 5 0			John Spiel
1917-18	No team			
1919	3 5 1			
1920	3 4 1			Silas Williams
1921	4 6 0			Silas Williams
1922	6 2 1			Bill McAllester
1923	3 4 2			Bill McAllester
1924	1 7 1			Bill McAllester
1925	4 4 0			Frank Thomas
1926	6 2 2			Frank Thomas
1927	8 1 0			Frank Thomas
1928	8 2 0			Frank Thomas
1929	8 2 0			Red Drew
1930	5 3 2			Red Drew
1931	9 2 0			Scrappy Moore
1932	3 6 0			Scrappy Moore
1933	2 2 2			Scrappy Moore
1934	3 3 2			Scrappy Moore
1935	4 3 1			Scrappy Moore
1936	5 2 1			Scrappy Moore
1937	4 3 2			Scrappy Moore
1938	4 5 0			Scrappy Moore
1939	5 2 1			Scrappy Moore
1940	7 1 1			Scrappy Moore
1941	7 1 1			Scrappy Moore
1942	7 4 0			Scrappy Moore
1943-44	No team			
1945	5 3 0			Scrappy Moore
1946	5 5 0			Scrappy Moore
1947	4 6 0			Scrappy Moore
1948	4 5 0			Scrappy Moore
1949	5 4 0			Scrappy Moore
1950	1 9 0			Scrappy Moore
1951	6 5 0			Scrappy Moore
1952	7 3 0			Scrappy Moore
1953	3 7 0			Scrappy Moore
1954	6 4 0			Scrappy Moore
1955	5 4 1			Scrappy Moore
1956	5 4 0			Scrappy Moore
1957	4 5 1			Scrappy Moore
1958	5 5 0			Scrappy Moore
1959	3 7 0			Scrappy Moore
1960	5 5 0			Scrappy Moore
1961	4 6 0			Scrappy Moore
1962	5 5 0			Scrappy Moore
1963	4 6 0			Scrappy Moore
1964	7 3 0			Scrappy Moore
1965	5 4 1			Scrappy Moore
1966	5 5 0			Scrappy Moore
1967	7 3 0			Scrappy Moore
1968	9 1 0			Harold Wilkes
1969	4 6 0			Harold Wilkes
1970	3 8 0			Harold Wilkes
1971	2 9 0			Harold Wilkes
1972	2 9 0			Harold Wilkes
1973	4 7 0			Joe Morrison
1974	4 7 0			Joe Morrison
1975	5 5 1			Joe Morrison
1976	6 4 1			Joe Morrison
1977	9 1 1	4 1 0	t-1st	Joe Morrison
1978	7 3 1	4 1 0	t-1st	Joe Morrison
1979	9 2 0	5 1 0	1st	Joe Morrison
1980	8 3 0	5 2 0	2nd	Bill Oliver
1981	7 3 1	3 2 1	t-4th	Bill Oliver
1982	7 4 0	5 1 0	2nd	Bill Oliver
1983	7 4 0	5 2 0	3rd	Bill Oliver
1984	6 5 0	5 1 0	1st	Buddy Nix
1985	6 5 0	5 2 0	3rd	Buddy Nix
1986	4 7 0	2 4 0	6th	Buddy Nix

Year	Overall	SoCon	Place	Coach
1987	6 5 0	4 3 0	t-3rd	Buddy Nix
1988	4 7 0	3 3 0	5th	Buddy Nix
1989	3 7 1	2 4 1	t-5th	Buddy Nix
1990	6 5 0	4 2 0	3rd	Buddy Nix
1991	7 4 0	4 3 0	t-4th	Buddy Nix
1992	2 9 0	0 7 0	8th	Buddy Nix
1993	4 7 0	2 6 0	8th	Tommy West
1994	3 8 0	2 6 0	t-7th	Buddy Green
1995	4 7 0	2 6 0	t-7th	Buddy Green
1996	3 8 0	2 6 0	t-6th	Buddy Green
1997	7 4 0	4 4 0	t-5th	Buddy Green
1998	5 6 0	4 4 0	4th	Buddy Green
1999	5 6 0	3 5 0	6th	Buddy Green
2000	5 6 0	3 5 0	6th	Donnie Kirkpatrick
2001	3 8 0	1 7 0	t-8th	Donnie Kirkpatrick
2002	2 10 0	2 6 0	t-7th	Donnie Kirkpatrick
2003	3 9 0	3 5 0	t-6th	Rodney Allison
2004	2 9 0	2 5 0	t-5th	Rodney Allison
2005	6 5 0	3 4 0	t-5th	Rodney Allison
2006	3 8 0	2 5 0	t-5th	Rodney Allison
2007	2 9 0	2 5 0	7th	Rodney Allison
2008	1 11 0	0 8 0	9th	Rodney Allison
2009	6 5 0	4 4 0	4th	Russ Huesman
2010	6 5 0	5 3 0	3rd	Russ Huesman
2011	5 6 0	3 5 0	6th	Russ Huesman
2012	6 5 0	5 3 0	t-4th	Russ Huesman
2013	8 4 0	6 2 0	t-1st	Russ Huesman
2014	10 4 0	7 0 0	1st	Russ Huesman
2015	9 4 0	6 1 0	t-1st	Russ Huesman
2016	9 4 0	6 2 0	t-2nd	Russ Huesman
2017	3 8 0	3 5 0	t-6th	Tom Arth
2018	6 5 0	4 4 0	t-5th	Tom Arth
2019	6 6 0	5 3 0	3rd	Rusty Wright
2020-21	3 2 0	3 1 0	3rd	Rusty Wright
Total	547-540-34	154-159-2		

ALL-TIME UTC COACHES

Coach	Seasons	Years	W	L	T	Pct.
Walter Hullihen	1904-05	2	8	4	0	.667
Arthur Reiber	1906	1	3	3	0	.500
Sam McAllester	1907	1	0	6	0	.000
Jones Beene	1908	1	4	4	0	.500
W.A. Roddick	1909	1	2	3	1	.417
Leslie Stauffer	1910-13	4	16	11	1	.589
Mike Balentine	1914	1	5	4	0	.556
John Spiel	1915-16	2	8	7	2	.529
Silas Williams	1919-21	3	10	15	2	.407
Bill McAllester	1922-23	3	10	13	4	.444
Frank Thomas	1925-28	5	29	9	2	.750
Red Drew	1929-30	2	13	5	2	.700
Scrappy Moore	1931-67	35	170	149	13	.531
Harold Wilkes	1968-72	5	20	33	0	.377
Joe Morrison	1973-79	7	44	29	4	.597
Bill Oliver	1980-83	4	29	14	1	.670
Buddy Nix	1984-92	9	44	54	1	.445
Tommy West	1993	1	4	7	0	.364
Buddy Green	1994-99	6	27	39	0	.409
Donnie Kirkpatrick	2000-02	3	10	24	0	.294
Rodney Allison	2003-08	6	17	51	0	.250
Russ Huesman	2009-16	8	59	37	0	.615
Tom Arth	2017-18	2	9	13	0	.409
Rusty Wright	2019-present	2	9	8	0	.529



FINLEY STADIUM (20,668)



SCOTT WACHENHEIM HEAD COACH



Alma mater (year):..... Air Force (1984)
Hometown:.....Woodland Hills, Calif.
Career record (years):..... 17-47 (6)
School record (years):..... Same
SoCon record (years):..... 12-34 (6)
FCS Playoff appearances:..... 1

WACHENHEIM'S YEAR-BY-YEAR RECORD

Year	School	SoCon	Overall
2015	VMI	1-6 (8th)	2-9
2016	VMI	1-7 (t-8th)	3-8
2017	VMI	0-8 (9th)	0-11
2018	VMI	0-8 (9th)	1-10
2019	VMI	4-4 (t-4th)	5-7
2020-21	VMI	6-1 (1st)	6-2
Career (6)		12-34 (.261)	17-47 (.266)

2021 COACHING STAFF

Tom Clark.....Defensive coordinator/inside linebackers
 Billy Cosh.....Offensive coordinator/quarterbacks
 Jack Abercrombie..... Offensive line
 Pat Ashford..... Wide receivers
 Billy Parker.....Running backs
 Pat Kuntz..... Defensive line
 Chris Moore..... Tight ends
 Marshall Roberts..... Secondary
 Kendrick Scott..... Cornerbacks
 Nick Conte..... Kickers/punters/snappers

2021 ROSTER

#SoConFB

No.	Name	Pos.	Ht.	Wt.	Cl.	Hometown/Previous school	No.	Name	Pos.	Ht.	Wt.	Cl.	Hometown/Previous school
0	Eric Weaver	DL	6-3	300	R-Jr.	Fort Meade, Md./Meade	47	Jabari Haslem	MLB	6-1	227	Fr.	Woodbridge, Va./Woodbridge
1	Korey Bridy	RB	6-0	204	Sr.	Chesterfield, Va./Monacan	48	Luke Mayr	WR	5-10	187	Fr.	Lexington, Va./Rockbridge County
1	Aljareek Malry	DB	6-0	173	Jr.	Lanham, Md./Duval	49	Zach Schoberl	LB	6-1	170	R-Fr.	Hillsborough, Calif./Crystal Springs Upland
2	Evan Eller	DB	6-1	210	So.	Roanoke, Va./Lord Botetourt	50	Tristan Mann	OL	6-6	245	R-So.	North Chesterfield, Va./Monacan
2	Collin Ironside	QB	6-2	205	R-Fr.	Knoxville, Tenn./Bearden	51	Tierrell Jackson	DL	6-1	265	Fr.	Washington, D.C./The Bullis School
3	Jack Caussin	WR	6-3	200	R-So.	Springfield, Va./West Springfield	52	Thomas Inge	OL	6-3	277	Fr.	Blackstone, Va./Kenston Forest
4	Christian Dunn	LB	6-3	215	R-Fr.	Richmond, Va./Benedictine	53	Malachi Mills	OL	6-4	255	R-So.	Richmond, Va./Douglas Freeman
4	Seth Morgan	QB	6-3	193	R-So.	Pittsburgh, Pa./Mount Lebanon	54	Wesley Cline	OLB	5-11	205	R-Fr.	Littleton, Mass./Littleton
5	Rashad Raymond	RB	5-10	185	R-Fr.	Newark, N.J./Jireh Prep	54	Ayden Jilson	OL	6-5	307	R-Jr.	Fredericksburg, Va./Colonial Forge
5	Stone Snyder	LB	6-3	225	Jr.	Richmond, Va./Monacan	55	Charles Dixon	DL	6-0	230	R-So.	Chesapeake, Va./Indian River
6	Chance Knox	WR	5-10	160	So.	Charleston, W.Va./Capital	55	Skylar Bergen	OL	6-5	300	Fr.	Phoenix, Ariz./Carl Hayden
7	Aidan Trumbly	TE	6-3	215	So.	Waxhaw, N.C./Marvin Ridge	56	Warren Dabney	DL	6-1	303	Sr.	Cumberland, Va./Fuqua School
8	Max Brimigion	WR	6-1	176	Jr.	Weddington, N.C./Weddington	57	Joseph Franson	LS	6-1	198	R-Fr.	Reidsville, N.C./Reidsville
9	Julio DaSilva	WR	6-0	170	So.	Philadelphia, Pa./West Catholic	58	Grayson Owens	OL	6-3	205	R-So.	Arlington, Va./Yorktown
11	Michael Jackson	WR	6-2	184	Sr.	Henrico, Va./JR Tucker	59	Justin Peterson	LS	5-11	205	R-Fr.	Nokesville, Va./Patriot
11	Alex Oliver	DB	6-0	175	So.	Mechanicsville, Va./Atlee	60	Ayden Dozzi	OL	6-4	275	Fr.	Goochland, Va./Goochland
12	Andrew Blackford	QB	6-1	195	Fr.	Sugar Hill, Ga./Lanier	60	Declan Franklin	DL	6-1	255	R-So.	Woodstock, Va./Central
12	DJ Dennis	DB	5-11	187	R-Jr.	Stafford, Va./Colonial Forge	61	Jayson Tarpeh	OL	6-6	295	Fr.	Woodbridge, Va./Freedom
13	Sam Clendenin	QB	6-0	195	Fr.	Castroville, Texas/Medina Valley	62	Jacob Griles	LB	5-8	178	R-Fr.	Chesterfield, Va./Manchester
13	Tahj Summey	DB	5-11	170	R-Fr.	Herndon, Va./Westfield	63	Melsy Bonilla	OL	6-0	245	R-Fr.	Charlotte, N.C./Independence
14	Jakob Herres	WR	6-4	211	Sr.	Easton, Pa./Easton Area	64	Jarvis Chandler	OL	6-5	270	R-So.	Bon Air, Va./James River
15	Leroy Thomas	WR	5-11	180	Jr.	Roanoke, Va./Patrick Henry	65	Nick Hartnett	OL	6-3	295	R-Jr.	Springfield, Va./West Springfield
16	Roy Gunn	ATH	6-0	185	Fr.	Roanoke, Va./Patrick Henry	66	Jacob Peace	OL	6-6	325	R-Jr.	Berryville, Va./Clarke County
17	Josh Knapp	DB	6-3	180	R-Fr.	Abingdon, Md./Archbishop Curley	67	Kaleb Priddy	DL	6-0	225	R-Fr.	Springboro, Ohio/Springboro
18	Jason Johnson Jr.	LB	6-2	215	Fr.	Glen Allen, Va./Glen Allen	68	Cole Holtz	OL	6-2	240	R-Fr.	Richmond, Va./Douglas Freeman
18	Cody Rodgers	QB	6-0	205	Fr.	Bristow, Va./Patriot	69	Jake Liberator	LB	6-0	205	R-Fr.	Richmond, Va./Douglas Freeman
19	VJ Johnson	WR	5-10	165	R-Fr.	Virginia Beach, Va./Catholic	70	Will Reid	OL	6-4	285	R-Fr.	Richmond, Va./Douglas Freeman
20	Shamus Jones	DB	6-3	188	Fr.	Chester, Va./Thomas Dale	71	Stephen Castle	DL	6-5	235	R-Fr.	Mechanicsville, Va./Hanover
21	Kyser Samuel	DB	5-9	165	R-So.	Columbia, S.C./Gray Collegiate Academy	72	Shane Strand	OL	6-5	285	R-Sr.	Fredericksburg, Va./Colonial Forge
22	Will Bunton	DB	6-2	201	R-Sr.	Camden, N.C./Camden	73	Austin Doyle	OL	6-5	250	R-Fr.	Lexington, Va./Rockbridge County
22	Grant Swinehart	RB	6-1	190	So.	Bridgewater, Va./Turner Ashby	74	Marshall Gill	OL	6-4	270	Sr.	West Point, Va./West Point
23	Austin White	DB	5-11	175	So.	Norfolk, Va./Maury	75	Jeb Wickham	OL	6-5	275	R-Fr.	Richmond, Va./St. Christopher's
24	Hunter Rice	RB	6-0	225	Fr.	Daleville, Va./Lord Botetourt	76	David Allio	OL	6-5	280	Fr.	Lexington, Va./Rockbridge County
25	Tre Akande	DB	6-1	180	R-So.	Richmond, Va./Benedictine	77	Tyriq Poindexter	OL	6-5	300	Fr.	Roanoke, Va./William Fleming
26	Tyrell Holley	WR	6-0	175	R-So.	Gatesville, N.C./Gatesville	78	Ben George	OL	6-4	230	R-Fr.	Clarksburg, W.Va./Robert C. Byrd
26	Carter Johnson	OLB	6-3	223	Sr.	Huntsville, Ala./Huntsville	80	Kaleb Washington	WR	6-1	190	Fr.	Charlotte, N.C./Mallard Creek
26	Porter Lawrence	RB	5-9	210	R-Fr.	West Point, Va./Christchurch	81	Trace Pedigo	WR	6-4	185	Fr.	Roanoke, Va./Patrick Henry
27	Connor McCarthy	DB	6-2	185	R-Fr.	Ashburn, Va./Briar Woods	82	Joey Campbell	DL	6-3	215	Fr.	New Kent, Va./New Kent
28	Marquan Jones	DB	5-9	178	R-So.	Charlottesville, Va./Albemarle	83	Braydon Thompson	WR	6-2	175	Fr.	Wytheville, Va./George Wythe
29	Aladdin Elroum	DB	6-2	185	R-So.	Bedford, Va./Liberty	84	Andre Cooper II	WR	6-5	195	R-Fr.	Orlando, Fla./Lake Nona
30	Robert Soderholm	LS	6-1	216	Sr.	Stafford, Va./Mountain View	85	Travis Buchanan	WR	5-7	155	R-Fr.	Duluth, Ga./Northview
31	Noel Innocent	DB	6-1	170	Fr.	Fredericksburg, Va./Colonial Forge	86	Jon Tobin	TE	6-4	220	R-Jr.	Forest, Va./Jefferson Forest
32	Montrell Stanley	OLB	6-1	195	R-Jr.	Battleboro, N.C./Rocky Mount Prep	87	Shane Washko	TE	6-4	225	R-Fr.	Purcellville, Va./Loudoun Valley
33	Abdul Jawara	LB	6-0	215	R-Fr.	Leesburg, Va./Georgetown Prep	88	Tice Toomy	WR	6-4	205	R-So.	Glen Allen, Va./Glen Allen
34	Steven Doldy	DB	5-10	165	R-So.	Pennington, N.J./Hopewell Valley	89	Daniel Cox	WR	5-10	167	R-So.	Roanoke, Va./Patrick Henry
35	Ethan Caselberry	OLB	6-4	201	Sr.	Sparkman, Ala./Sparkman	90	Jimmy Murphy	TE	6-2	215	R-Fr.	Golden Valley, Minn./Hopkins
36	Elijah Quamley	WR	5-10	170	R-Fr.	Norfolk, Va./Norfolk Academy	91	Jan Moore	DL	6-3	293	R-Jr.	Axton, Va./Tunstall Senior
37	Eric Rankin	LB	6-3	215	Fr.	Ashland, Va./Hanover	92	Max Cullen	DL	6-4	240	Fr.	Richmond, Va./Trinity
38	Tyler Jones	RB/SS	5-10	185	Fr.	Beaver Falls, Pa./Beaver Falls	93	Jerry Rice	K/P	5-7	146	R-So.	Daleville, Va./Lord Botetourt
39	Charlie Garbett	LB	6-1	195	R-So.	Richmond, Va./Benedictine	94	Hunter Robbins	DL	6-2	240	Fr.	Mechanicsville, Va./Hanover
40	Darryl Overton	LB	6-1	220	Fr.	Woodbridge, Va./Freedom	95	Aaron Vardell	K/P	5-9	175	R-So.	Midlothian, Va./Midlothian
41	Jack Culbreath	K/P	6-4	175	So.	Charlottesville, Va./Monticello	96	Jaydon Burgos	DL	6-0	223	R-Fr.	Chester, Va./Matoaca
42	Jason Armstrong						97	Jaylon Haney	DL	6-2	250	Jr.	Dandridge, Tenn./Jefferson County
43	Marc Shelton	RB	5-10	187	R-Fr.	Stafford, Va./Mountain View	99	Kandler Martin	DL	6-2	250	Fr.	Ashburn, Va./Stone Bridge
44	Dorien Starnes	DL	6-2	240	Fr.	Waco, N.C./Burns							
45	Ernie Campbell	TE	6-2	220	R-So.	Richmond, Va./Douglas Freeman							
46	Caden Beck	K/P	5-9	155	Fr.	Greenville, S.C./Powdersville							

VMI KEYDETS

Basic information

Location: Lexington, Va.
 Founded: 1839
 Enrollment: 1,685
 Nickname: Keydets
 Colors: Red, White and Yellow
 Superintendent: Maj. Gen. Cedric T. Wins
 Director of athletics: TBD
 Stadium: Foster Stadium
 Capacity: 10,000

Media relations

Football contact: Wade Branner
 Email: brannerwh@vmi.edu
 Office: 540-464-7515
 Cell: 540-319-1271
 Press box phone: 540-464-7834
 Website: VMIKeydets.com

Team information

2020-21 record: 6-2
 SoCon record: 6-1 (1st)
 Home: 3-1
 Away: 3-1
 Lettermen returning/lost: 78/9
 Off. starters returning/lost: 8/4
 Def. starters returning/lost: 6/5
 Specialists returning/lost: 3/2
 Basic offense: Air raid
 Basic defense: 3-4



Wade Branner
Football SID

SoCon titles (8)

1951, 1957, 1959, 1960, 1962, 1974, 1977, 2020-21

FCS Playoff appearances (1)

2020-21



VMI WIDE RECEIVER JAKOB HERRES



VMI LINEBACKER
STONE SNYDER

2021 SCHEDULE

Sept. 4 (1:30 p.m.) Davidson (ESPN+)		Oct. 16 (4 p.m.) at Mercer* (ESPN+)	
Sept. 11 (11:30 a.m.) at Kent State (ESPN3)		Oct. 30 (1:30 p.m.) Samford* (ESPN+)	
Sept. 18 (2 p.m.) at Cornell (ESPN+)		Nov. 6 (1 p.m.) at ETSU* (ESPN+)	
Sept. 25 (1:30 p.m.) Wofford* (Nexstar/ESPN+)		Nov. 13 (2 p.m.) at Furman* (ESPN+)	
Oct. 2 (2 p.m.) at The Citadel* (Nexstar/ESPN+)		Nov. 20 (1:30 p.m.) Western Carolina* (ESPN+)	
Oct. 9 (1:30 p.m.) Chattanooga* (ESPN+)			

* Southern Conference game



VMI



2020-21 TEAM STATISTICS

TEAM STATISTICS	VMI	OPP
SCORING	234	174
Points Per Game	29.2	21.8
FIRST DOWNS	201	146
Rushing	60	73
Passing	120	65
Penalty	21	8
RUSHING YARDAGE	946	1345
Yards gained rushing	1155	1595
Yards lost rushing	209	250
Rushing Attempts	275	361
Average Per Rush	3.4	3.7
Average Per Game	118.2	168.1
TDs Rushing	12	9
PASSING YARDAGE	2477	1583
Comp-Att-Int	247-344-6	111-205-7
Average Per Pass	7.2	7.7
Average Per Catch	10.0	14.3
Average Per Game	309.6	197.9
TDs Passing	17	12
TOTAL OFFENSE	3423	2928
Total Plays	619	566
Average Per Play	5.5	5.2
Average Per Game	427.9	366.0
KICK RETURNS: #-Yards	18-372	25-617
PUNT RETURNS: #-Yards	9-74	8-49
INT RETURNS: #-Yards	7-0	6-34
KICK RETURN AVERAGE	20.7	24.7
PUNT RETURN AVERAGE	8.2	6.1
INT RETURN AVERAGE	0.0	5.7
FUMBLES-LOST	5-3	6-2
PENALTIES-Yards	32-271	53-478
Average Per Game	33.9	59.8
PUNTS-Yards	31-1200	40-1644
Average Per Punt	38.7	41.1
Net punt average	36.5	37.8
TIME OF POSSESSION/Game	29:29	32:24
3RD-DOWN Conversions	54/122	56/130
3rd-Down Pct	44%	43%
4TH-DOWN Conversions	14/19	8/17
4th-Down Pct	74%	47%
SACKS BY-Yards	26-154	18-118
MISC YARDS	0	0
TOUCHDOWNS SCORED	29	22
FIELD GOALS-ATTEMPTS	11-14	7-10
ON-SIDE KICKS	0-1	0-0
RED-ZONE SCORES	(35-41) 85%	(20-25) 80%
RED-ZONE TOUCHDOWNS	(25-41) 61%	(13-25) 52%
PAT-ATTEMPTS	(25-27) 93%	(21-22) 95%
ATTENDANCE	7250	9626
Games/Avg Per Game	4/1812	4/2406

SCORE BY QUARTERS

	1st	2nd	3rd	4th	OT	Total
VMI	54	44	68	60	8	234
Opponents	38	50	31	48	7	174

2020-21 INDIVIDUAL STATISTICS

RUSHING	GP	Att	Gain	Loss	Net	Avg	TD	Long	Avg/G
Korey Bridy	6	91	365	21	344	3.8	4	29	57.3
Seth Morgan	7	56	278	57	221	3.9	3	32	31.6
Rashad Raymond	8	58	220	5	215	3.7	0	22	26.9
Grant Swinehart	8	21	67	2	65	3.1	2	14	8.1
Chance Knox	8	2	65	0	65	32.5	0	63	8.1
Reece Udinski	4	34	150	92	58	1.7	3	18	14.5
Marc Shelton	6	1	6	0	6	6.0	0	6	1.0
Leroy Thomas	5	2	4	0	4	2.0	0	3	0.8
TEAM	6	10	0	32	-32	-3.2	0	0	-5.3
Total.....	8	275	1155	209	946	3.4	12	63	118.2
Opponents.....	8	361	1595	250	1345	3.7	9	99	168.1

PASSING	GP	Effic	Comp-Att-Int	Pct	Yards	TD	Long	Avg/G
Reece Udinski	4	136.28	124-172-2	72.1	1087	7	57	271.8
Seth Morgan	7	153.46	122-171-4	71.3	1374	10	50	196.3
Max Brimigion	8	234.40	1-1-0	100.0	16	0	16	2.0
Total.....	8	145.11	247-344-6	71.8	2477	17	57	309.6
Opponents.....	8	131.50	111-205-7	54.1	1583	12	96	197.9

RECEIVING	G	No.	Yds	Avg	TD	Lg	Avg/G
Jakob Herres	8	80	978	12.2	8	37	122.2
Michael Jackson	8	36	394	10.9	3	50	49.2
Max Brimigion	8	33	296	9.0	1	22	37.0
Chance Knox	8	29	264	9.1	2	24	33.0
Leroy Thomas	5	25	216	8.6	1	36	43.2
Korey Bridy	6	15	68	4.5	1	17	11.3
Rashad Raymond	8	13	123	9.5	0	57	15.4
Aidan Twombly	7	11	86	7.8	0	22	12.3
Julio DaSilva	4	2	38	19.0	0	34	9.5
Tice Toomy	4	2	13	6.5	1	7	3.2
Grant Swinehart	8	1	1	1.0	0	1	0.1
Total.....	8	247	2477	10.0	17	57	309.6
Opponents.....	8	111	1583	14.3	12	96	197.9

PUNT RETURNS	No.	Yards	Avg	TD	Long
Chance Knox	9	74	8.2	0	22
Total.....	9	74	8.2	0	22
Opponents.....	8	49	6.1	0	14

INTERCEPTIONS	No.	Yards	Avg	TD	Long
Josh Sarratt	2	0	0.0	0	0
Ethan Caselberry	2	0	0.0	0	0
Kyser Samuel	1	0	0.0	0	0
Connor Riddle	1	0	0.0	0	0
A.J. Smith	1	0	0.0	0	0
Total.....	7	0	0.0	0	0
Opponents.....	6	34	5.7	0	28

KICK RETURNS	No.	Yards	Avg	TD	Long
Chance Knox	11	250	22.7	0	70
Korey Bridy	7	122	17.4	0	30
Total.....	18	372	20.7	0	70
Opponents.....	25	617	24.7	1	100

TACKLES	GP	Solo	Ast	Total	TFL/Yds	Sacks/Yds
Stone Snyder	8	29	57	86	8.0-52	8.0-62
Connor Riddle	8	40	42	82	9.5-33	5.0-23
A.J. Smith	8	37	27	64	1.0-4	.
Josh Sarratt	8	31	21	52	3.0-2	.
Ethan Caselberry	8	23	25	48	5.5-28	2.0-19
Tyren Cloyd	8	15	29	44	2.0-14	1.0-11
Aljareek Malry	8	23	18	41	2.0-8	1.0-7
Warren Dabney	7	10	18	28	2.5-9	2.0-9
Alex Oliver	8	17	11	28	.	.
Eric Weaver	8	5	17	22	1.5-5	.
Total.....	8	290	334	624	46-201	26-154
Opponents.....	8	349	272	621	37.0-154	18-118

ALL PURPOSE	GP	Rush	Rcv	PR	KR	IR	Total	Avg/G
Jakob Herres	8	0	978	0	0	0	978	122.2
Chance Knox	8	65	264	74	250	0	653	81.6
Korey Bridy	6	344	68	0	122	0	534	89.0
Michael Jackson	8	0	394	0	0	0	394	49.2
Rashad Raymond	8	215	123	0	0	0	338	42.2
Total.....	8	946	2477	74	372	0	3869	483.6
Opponents.....	8	1345	1583	49	617	34	3628	453.5

FIELD GOALS	Made-Att	Pct	01-19	20-29	30-39	40-49	50-99	Long	Blkd
Jerry Rice	11-14	78.6	0-0	7-7	3-5	1-2	0-0	44	0

SCORING	TD	FGs	Kick	Rush	Rcv	Pass	DXP	Saf	Pts
Jerry Rice	0	11-14	25-27	0-0	0	0	0	0	58
Jakob Herres	8	0-0	0-0	0-0	0	0	0	0	48
Korey Bridy	5	0-0	0-0	0-0	0	0	0	0	30
Michael Jackson	3	0-0	0-0	0-0	1	0	0	0	20
Seth Morgan	3	0-0	0-0	0-0	0	0	1	0	18
Reece Udinski	3	0-0	0-0	0-0	0	1	1	0	18
Grant Swinehart	2	0-0	0-0	0-0	0	0	0	0	12
Chance Knox	2	0-0	0-0	0-0	0	0	0	0	12
Leroy Thomas	1	0-0	0-0	0-0	0	0	0	0	6
Max Brimigion	1	0-0	0-0	0-0	0	0	0	0	6
Tice Toomy	1	0-0	0-0	0-0	0	0	0	0	6
Total.....	29	11-14	25-27	0-0	1	1-2	0	0	234
Opponents.....	22	7-10	21-22	0-0	0	0-0	0	0	174

TOTAL OFFENSE	GP	Plays	Rush	Pass	Total	Avg/G
Seth Morgan	7	227	221	1374	1595	227.9
Reece Udinski	4	206	58	1087	1145	286.2
Korey Bridy	6	91	344	0	344	57.3
Rashad Raymond	8	58	215	0	215	26.9
Chance Knox	8	2	65	0	65	8.1
Grant Swinehart	8	21	65	0	65	8.1
Max Brimigion	8	1	0	16	16	2.0
Marc Shelton	6	1	6	0	6	1.0
Leroy Thomas	5	2	4	0	4	0.8
TEAM	6	10	-32	0	-32	-5.3
Total.....	8	619	946	2477	3423	427.9
Opponents.....	8	566	1345	1583	2928	366.0

PUNTING	No.	Yds	Avg	Long	TB	FC	I20	Blkd
Jack Culbreath	28	1083	38.7	56	1	10	12	0
Reece Udinski	2	68	34.0	35	0	0	2	0
Seth Morgan	1	49	49.0	49	0	0	1	0
Total.....	31	1200	38.7	56	1	10	15	0
Opponents.....	40	1644	41.1	68	3	15	10	0

KICKOFFS	No.	Yds	Avg	TB	OB Retn	Net YdLn
Jack Culbreath	45	2714	60.3	16	2	
Total.....	45	2714	60.3	16	2	617 39.5 25
Opponents.....	36	2133	59.2	13	2	372 41.7 23

#SoConFB



2020-21 RESULTS (6-2, 6-1 SOCON; 1ST)

Date	Opponent	W/L	Score	Attendance
Feb. 27	#10 FURMAN*	W	14-13	250
March 6	at Western Carolina*	W	30-7	1300
March 13	MERCER*	W	41-14	1000
March 20	at Samford*	W (OT)	38-37	1156
March 27	at Wofford*	W	36-31	1159
April 3	ETSU*	L	20-24	3000
April 17	THE CITADEL*	W	31-17	3000
April 24	at #1 James Madison%	L	24-31	6011

* Southern Conference game
% NCAA Division I FCS Playoffs

2020-21 TEAM GAME-BY-GAME

Date	Opponent	Rushing				Receiving				Passing				Kick returns				Punt returns				Total off
		No.	Yds	TD	Lg	No.	Yds	TD	Lg	Cmp-Att-Int	Yds	TD	Lg	No	Yds	TD	Lg	No	Yds	TD	Lg	
Feb. 27	FURMAN	22	20	0	12	27	248	2	57	27-38-1	248	2	57	1	11	0	11	0	0	0	0	268
March 6	at Western Carolina	44	194	2	22	35	298	1	34	35-45-0	298	1	34	1	5	0	5	0	0	0	0	492
March 13	MERCER	52	212	3	18	28	258	2	29	28-38-0	258	2	29	2	36	0	21	3	32	0	13	470
March 20	at Samford	44	133	2	29	40	353	3	36	40-58-1	353	3	36	3	70	0	30	1	0	0	0	486
March 27	at Wofford	33	127	1	32	25	375	4	45	25-34-0	375	4	45	4	126	0	70	1	5	0	5	502
April 3	ETSU	29	67	2	13	36	315	0	33	36-46-1	315	0	33	3	65	0	34	1	23	0	22	382
April 17	THE CITADEL	28	76	1	14	26	344	3	50	26-35-0	344	3	50	4	59	0	32	2	14	0	14	420
April 24	at James Madison	23	117	1	63	30	286	2	37	30-50-3	286	2	37	0	0	0	0	1	0	0	0	403
	Totals	275	946	12	63	247	2477	17	57	247-344-6	2477	17	57	18	372	0	70	9	74	0	22	3423
	Opponent	361	1345	9	99	111	1583	12	96	111-205-7	1583	12	96	25	617	1	100	8	49	0	14	2928

Games played: 8
 Avg per rush: 3.4
 Avg per catch: 10.0
 Pass efficiency: 145.11
 Kick ret avg: 20.7
 Punt ret avg: 8.2
 All purpose avg/game: 483.6
 Total offense avg/gm: 427.9

Date	Opponent	Tackles			TFL-Yds	Sacks		Fumble		Pass defense			Blkd Kick	PAT attempts			Saf	Pts
		Solo	Ast	Total		No-Yds	FF	FR-Yds	Int-Yds	QBH	Brk	Att-Mad		Run	Rcv			
Feb. 27	FURMAN	43	48	91	15.0-81	9.0-70	0	1-0	0-0	1	5	0	2-2	0	0	0	0	14
March 6	at Western Carolina	37	18	55	5.0-27	2.0-10	1	0-0	1-0	1	3	0	3-3	0	0	0	0	30
March 13	MERCER	30	28	58	3.0-6	4.0-22	1	1-0	1-0	2	3	0	5-5	0	0	0	0	41
March 20	at Samford	35	58	93	5.0-22	2.0-18	0	0-0	2-0	6	6	0	4-3	0	1	0	0	38
March 27	at Wofford	44	26	70	4.0-12	1.0-5	0	0-0	0-0	1	4	0	4-3	0	0	0	0	36
April 3	ETSU	30	46	76	4.0-19	2.0-15	1	0-0	1-0	2	4	0	2-2	0	0	0	0	20
April 17	THE CITADEL	36	64	100	6.0-19	3.0-11	1	0-0	0-0	1	0	0	4-4	0	0	0	0	31
April 24	at James Madison	35	46	81	4.0-15	2.0-13	0	0-0	2-0	0	4	0	3-3	0	0	0	0	24
	Totals	290	334	624	46.0-201	25.0-164	4	2-0	7-0	14	29	0	27-25	0	1	0	0	234
	Opponent	349	272	621	37.0-154	18.0-130	4	3-29	6-34	18	20	0	22-21	0	0	0	0	174

Date	Opponent	Punting					Field goals					Kickoffs						
		No	Yds	Avg	Long	Blkd	TB	FC	50+	I20	Att-Made	Lg	Blkd	No	Yds	Avg	TB	OB
Feb. 27	FURMAN	7	274	39.1	56	0	0	3	1	4	1-0	0	0	3	194	64.7	2	0
March 6	at Western Carolina	3	120	40.0	46	0	0	0	0	3	3-3	32	0	6	376	62.7	2	1
March 13	MERCER	3	131	43.7	45	0	1	0	0	1	2-2	22	0	8	481	60.1	3	1
March 20	at Samford	7	243	34.7	49	0	0	1	0	3	1-1	24	0	6	365	60.8	2	0
March 27	at Wofford	3	111	37.0	43	0	0	1	0	1	2-1	35	0	7	386	55.1	1	0
April 3	ETSU	2	61	30.5	41	0	0	1	0	0	2-2	27	0	5	301	60.2	0	0
April 17	THE CITADEL	1	47	47.0	47	0	0	1	0	1	2-1	38	0	6	371	61.8	3	0
April 24	at James Madison	5	213	42.6	49	0	0	3	0	2	1-1	44	0	4	240	60.0	3	0
	Totals	31	1200	38.7	56	0	1	10	1	15	14-11	44	0	45	2714	60.3	16	2
	Opponent	40	1644	41.1	68	0	3	15	6	10	10-7	32	0	36	2133	59.2	13	2



VMU VS. 2021 OPPONENTS

VMU 39, Davidson 17, 3 ties
At DAV: VMI leads 10-5-3
At VMI: VMI leads 24-8
At neutral sites: VMI leads 5-4
Scott Abell vs. VMI: 0-0
Scott Wachenheim vs. DAV: 0-0
Last DAV win: 18-14 in 1972
Last VMI win: 52-24 in 2014
Longest DAV streak: 6 (1931-36)
Longest VMI streak: 10 (1973-2014)
Last 10 meetings: VMI leads 10-0
Current streak: VMI has won 10
Largest DAV win: 59-6 in 1969
Largest VMI win: 55-0 in 1975

Year	Winner	Score	Site
1904	VMU	6-0	Lexington, Va.
1905	DAV	8-6	Lexington, Va.
1906	DAV	6-0	Lexington, Va.
1907	DAV	10-6	Roanoke, Va.
1909	DAV	8-0	Lynchburg, Va.
1911	VMU	5-0	Roanoke, Va.
1917	DAV	23-7	Danville, Va.
1919	VMU	14-7	Lynchburg, Va.
1926	VMU	12-7	Lynchburg, Va.
1927	VMU	20-0	Davidson, N.C.
1928	VMU	13-0	Lexington, Va.
1929	VMU	12-6	Davidson, N.C.
1930	VMU	6-0	Lexington, Va.
1931	DAV	7-0	Davidson, N.C.
1932	DAV	12-0	Lexington, Va.
1933	DAV	6-0	Davidson, N.C.
1934	DAV	27-13	Davidson, N.C.
1935	DAV	14-6	Lexington, Va.
1936	DAV	38-13	Davidson, N.C.
1937	VMU	7-0	Lexington, Va.
1938	VMU	19-6	Lexington, Va.
1939	VMU	2-0	Bluefield, Va.
1940	VMU	13-7	Davidson, N.C.
1941	VMU	13-7	Lynchburg, Va.
1942	DAV	24-6	Lynchburg, Va.
1943	VMU	13-0	Lexington, Va.
1946	VMU	25-0	Lexington, Va.
1947	Tie	14-14	Davidson, N.C.
1948	VMU	33-6	Lexington, Va.
1949	VMU	47-6	Lexington, Va.
1950	VMU	46-6	Davidson, N.C.
1951	VMU	35-13	Lexington, Va.
1954	DAV	19-0	Lexington, Va.
1955	DAV	21-7	Lexington, Va.
1956	Tie	13-13	Davidson, N.C.
1957	VMU	26-14	Lexington, Va.
1958	VMU	42-7	Davidson, N.C.
1959	VMU	34-7	Lexington, Va.
1961	VMU	13-0	Davidson, N.C.
1962	VMU	20-7	Lexington, Va.
1963	Tie	10-10	Lexington, Va.
1964	VMU	35-0	Lexington, Va.
1965	VMU	16-10	Davidson, N.C.
1967	VMU	46-21	Lexington, Va.
1968	VMU	21-17	Davidson, N.C.
1969	DAV	59-6	Davidson, N.C.
1970	DAV	55-21	Lexington, Va.
1971	VMU	27-3	Lexington, Va.
1972	DAV	18-14	Lexington, Va.
1973	VMU	24-17	Lexington, Va.
1974	VMU	43-7	Davidson, N.C.
1975	VMU	55-0	Lexington, Va.
1977	VMU	21-0	Lexington, Va.
1989	VMU	39-36	Lexington, Va.
2002	VMU	41-16	Lexington, Va.
2003	VMU	31-9	Davidson, N.C.
2005	VMU	33-0	Lexington, Va.
2006	VMU	20-19	Lexington, Va.
2014	VMU	52-24	Lexington, Va.

Kent State 0, VMI 0
 First meeting
Sean Lewis vs. VMI: 0-0
Scott Wachenheim vs. KSU: 0-0



VMU OFFENSIVE LINEMAN MARSHALL GILL

Cornell 0, VMI 0
 First meeting
David Archer vs. VMI: 0-0
Scott Wachenheim vs. CU: 0-0

Wofford 13, VMI 11
At VMI: VMI leads 10-5
At WOF: WOF leads 8-1
Scott Wachenheim vs. WOF: 1-5
Josh Conklin vs. VMI: 2-1
Last VMI win: 36-31 in 2020-21
Last WOF win: 51-36 in 2019
Longest VMI streak: 9 (1924-92)
Longest WOF streak: 8 (2004-19)
Last 10 meetings: WOF leads 8-2
Current streak: VMI has won one
Largest VMI win: 37-0 in 1927
Largest WOF win: 55-10 in 1999; 59-14 in 2001, 2018

Year	Winner	Score	Site
1924	VMU	33-0	Lexington, Va.
1925	VMU	9-0	Lexington, Va.
1926	VMU	20-0	Lexington, Va.
1927	VMU	37-0	Lexington, Va.
1936	VMU	19-0	Lexington, Va.
1951	VMU	29-6	Lexington, Va.
1987	VMU	27-11	Lexington, Va.
1988	VMU	18-17	Lexington, Va.
1992	VMU	44-13	Lexington, Va.
1997	WOF	23-13	Spartanburg, S.C.
1998	WOF	42-20	Lexington, Va.
1999	WOF	55-10	Spartanburg, S.C.
2000	WOF	45-28	Lexington, Va.
2001	WOF	59-14	Spartanburg, S.C.
2002	VMU	27-16	Lexington, Va.
2004	WOF	19-18	Lexington, Va.
2005	WOF	38-23	Spartanburg, S.C.
2014	WOF	38-3	Spartanburg, S.C.

2015	WOF	41-20	Lexington, Va.
2016	WOF	17-0	Spartanburg, S.C.
2017	WOF	45-14	Lexington, Va.
2018	WOF	59-14	Spartanburg, S.C.
2019	WOF	51-36	Lexington, Va.
2020-21	VMU	36-31	Spartanburg, S.C.

The Citadel 42, VMI 32, 2 ties
At CIT: CIT leads 25-11
At VMI: VMI leads 17-12-2
At neutral sites: CIT leads 5-4
Brent Thompson vs. VMI: 3-2
Scott Wachenheim vs. CIT: 2-4
Last CIT win: 34-32 in 2018
Last VMI win: 31-17 in 2020-21
Longest CIT streak: 12 (2003-18)
Longest VMI streak: 7 (1950-57)
Last 10 meetings: CIT leads 8-2
Current streak: VMI has won two
Largest CIT win: 50-0 in 1992
Largest VMI win: 42-0 in 1954

Year	Winner	Score	Site
1920	VMU	35-0	Lynchburg, Va.
1929	VMU	13-7	Lexington, Va.
1930	CIT	7-6	Charleston, S.C.
1931	Tie	13-13	Lexington, Va.
1932	CIT	12-6	Charleston, S.C.
1937	VMU	27-0	Lexington, Va.
1946	VMU	26-7	Lexington, Va.
1947	CIT	7-6	Charleston, S.C.
1948	VMU	34-6	Lexington, Va.
1949	CIT	19-14	Charleston, S.C.
1950	VMU	13-7	Lexington, Va.
1951	VMU	13-7	Charleston, S.C.
1952	VMU	20-19	Lexington, Va.
1953	VMU	14-0	Charleston, S.C.
1954	VMU	42-0	Lexington, Va.

VMI VS. 2021 OPPONENTS

1955	VMI	14-0	Charleston, S.C.
1957	VMI	33-7	Lexington, Va.
1958	CIT	14-6	Charleston, S.C.
1959	VMI	32-8	Lexington, Va.
1960	VMI	20-6	Charleston, S.C.
1961	CIT	14-8	Lexington, Va.
1962	VMI	16-7	Charleston, S.C.
1963	VMI	33-8	Lexington, Va.
1964	CIT	17-0	Charleston, S.C.
1965	VMI	21-7	Lexington, Va.
1966	CIT	30-14	Charleston, S.C.
1967	VMI	22-11	Lexington, Va.
1968	CIT	13-8	Charleston, S.C.
1969	CIT	28-2	Lexington, Va.
1970	CIT	56-9	Charleston, S.C.
1971	CIT	25-24	Lexington, Va.
1972	CIT	42-3	Charleston, S.C.
1973	VMI	23-6	Lexington, Va.
1974	VMI	20-9	Charleston, S.C.
1975	CIT	6-3	Lexington, Va.
1976	VMI	30-14	Charleston, S.C.
1977	VMI	19-3	Lexington, Va.
1978	CIT	14-3	Charleston, S.C.
1979	CIT	37-6	Lexington, Va.
1980	CIT	28-0	Charleston, S.C.
1981	VMI	14-0	Norfolk, Va.
1982	CIT	21-7	Charleston, S.C.
1983	CIT	27-6	Norfolk, Va.
1984	CIT	27-24	Charleston, S.C.
1985	Tie	14-14	Lexington, Va.
1986	VMI	47-30	Charleston, S.C.
1987	VMI	7-3	Charleston, S.C.
1988	CIT	31-20	Norfolk, Va.
1989	VMI	20-10	Norfolk, Va.
1990	CIT	23-3	Charleston, S.C.
1991	CIT	17-14	Norfolk, Va.
1992	CIT	50-0	Charleston, S.C.
1993	CIT	34-33	Charleston, S.C.
1994	CIT	58-14	Norfolk, Va.
1995	VMI	34-7	Charleston, S.C.
1996	VMI	34-27 (OT)	Lexington, Va.
1997	CIT	28-6	Charleston, S.C.
1998	CIT	36-10	Lexington, Va.
1999	CIT	7-6	Charleston, S.C.
2000	VMI	41-21	Lexington, Va.
2001	CIT	49-7	Charleston, S.C.
2002	VMI	23-21	Charlotte, N.C.
2003	CIT	27-23	Charlotte, N.C.
2005	CIT	22-14	Lexington, Va.
2006	CIT	48-21	Charleston, S.C.
2007	CIT	70-28	Lexington, Va.
2011	CIT	41-14	Charleston, S.C.
2012	CIT	27-24	Lexington, Va.
2013	CIT	31-10	Charleston, S.C.
2014	CIT	45-25	Lexington, Va.
2015	CIT	35-14	Charleston, S.C.
2016	CIT	30-20	Lexington, Va.
2017	CIT	21-3	Charleston, S.C.
2018	CIT	34-32	Lexington, Va.
2019	VMI	34-21	Charleston, S.C.
2020-21	VMI	31-17	Lexington, Va.

Chattanooga 17, VMI 8, 1 tie

At UTC: UTC leads 9-3-1

At VMI: UTC leads 8-5

Rusty Wright vs. VMI: 0-1

Scott Wachenheim vs. UTC: 1-4

Last UTC win: 34-27 in 2018

Last VMI win: 31-24 in 2019

Longest UTC streak: 5 (1980-87; 2014-18)

Longest VMI streak: 2 (1992-93; 1995-96; 2001-02)

Last 10 meetings: UTC leads 7-3

Current streak: VMI has won one

Largest UTC win: 63-7 in 2017

Largest VMI win: 17-0 in 1972

Year	Winner	Score	Site
1971	UTC	31-8	Lexington, Va.
1972	VMI	17-0	Chattanooga, Tenn.
1980	UTC	55-10	Lexington, Va.
1983	UTC	23-6	Chattanooga, Tenn.
1984	UTC	35-0	Lexington, Va.
1985	UTC	54-7	Chattanooga, Tenn.
1987	UTC	31-0	Lexington, Va.

1989	Tie	14-14	Chattanooga, Tenn.
1991	UTC	50-14	Chattanooga, Tenn.
1992	VMI	37-34 (OT)	Lexington, Va.
1993	VMI	35-29 (OT)	Lexington, Va.
1994	UTC	49-14	Chattanooga, Tenn.
1995	VMI	17-12	Lexington, Va.
1996	VMI	28-14	Chattanooga, Tenn.
1997	UTC	27-24	Lexington, Va.
1998	UTC	45-7	Chattanooga, Tenn.
1999	UTC	27-0	Lexington, Va.
2000	UTC	27-14	Chattanooga, Tenn.
2001	VMI	19-16	Lexington, Va.
2002	VMI	35-31	Chattanooga, Tenn.
2014	UTC	55-7	Chattanooga, Tenn.
2015	UTC	33-27	Lexington, Va.
2016	UTC	30-12	Chattanooga, Tenn.
2017	UTC	63-7	Lexington, Va.
2018	UTC	34-27	Chattanooga, Tenn.
2019	VMI	31-24	Lexington, Va.

Mercer 5, VMI 2

At MER: MER leads 2-1

At VMI: MER leads 3-1

Drew Cronic vs. VMI: 0-1

Scott Wachenheim vs. MER: 2-4

Last MER win: 34-27 in 2019

Last VMI win: 41-14 in 2020-21

Longest MER streak: 4 (2016-19)

Longest VMI streak: 1 (2015, 2020-21)

Last 10 meetings: MER leads 5-2

Current streak: VMI has won one

Largest MER win: 49-14 in 2017

Largest VMI win: 41-14 in 2020-21

Year	Winner	Score	Site
2014	MER	27-24	Lexington, Va.
2015	VMI	28-21	Macon, Ga.
2016	MER	33-30 (OT)	Lexington, Va.

2017	MER	49-14	Macon, Ga.
2018	MER	48-38	Lexington, Va.
2019	MER	34-27	Macon, Ga.
2020-21	VMI	41-14	Lexington, Va.

Samford 6, VMI 2

At SAM: SAM leads 2-1

At VMI: SAM leads 4-1

Chris Hatcher vs. VMI: 4-2

Scott Wachenheim vs. SAM: 2-4

Last SAM win: 73-22 in 2018

Last VMI win: 38-37 (OT) in 2020-21

Longest SAM streak: 6 (2001-18)

Longest VMI streak: 2 (2019-21)

Last 10 meetings: SAM leads 6-2

Current streak: VMI has won two

Largest SAM win: 73-22 in 2018

Largest VMI win: 48-41 (OT) in 2019

Year	Winner	Score	Site
2001	SAM	46-28	Lexington, Va.
2014	SAM	63-21	Lexington, Va.
2015	SAM	49-13	Lexington, Va.
2016	SAM	55-21	Birmingham, Ala.
2017	SAM	26-7	Lexington, Va.
2018	SAM	73-22	Birmingham, Ala.
2019	VMI	48-41 (OT)	Lexington, Va.
2020-21	VMI	38-37 (OT)	Birmingham, Ala.

ETSU 16, VMI 10

At ETSU: ETSU leads 9-3

At VMI: Series tied 7-7

Randy Sanders vs. VMI: 2-1

Scott Wachenheim vs. ETSU: 2-3

Last ETSU win: 24-20 in 2020-21

Last VMI win: 31-24 (OT) in 2019

Longest ETSU streak: 7 (1996-02)

Longest VMI streak: 4 (1979-85)



VMI COACH SCOTT WACHENHEIM



VMI VS. 2021 OPPONENTS

Last 10 meetings: ETSU leads 8-2

Current streak: ETSU has won one

Largest ETSU win: 38-0 in 1996

Largest VMI win: 37-7 in 2016

Year	Winner	Score	Site
1979	VMI	24-14	Lexington, Va.
1982	VMI	21-3	Johnson City, Tenn.
1983	VMI	24-12	Lexington, Va.
1985	VMI	23-19	Lexington, Va.
1986	ETSU	31-20	Johnson City, Tenn.
1987	VMI	20-13	Lexington, Va.
1988	ETSU	26-10	Johnson City, Tenn.
1989	ETSU	17-16	Lexington, Va.
1990	VMI	21-20	Johnson City, Tenn.
1991	VMI	35-20	Lexington, Va.
1992	ETSU	18-16	Johnson City, Tenn.
1993	ETSU	10-7	Lexington, Va.
1994	ETSU	31-21	Johnson City, Tenn.
1995	VMI	37-23	Lexington, Va.
1996	ETSU	38-0	Johnson City, Tenn.
1997	ETSU	17-7	Lexington, Va.
1998	ETSU	44-8	Johnson City, Tenn.
1999	ETSU	26-17	Lexington, Va.
2000	ETSU	38-3	Johnson City, Tenn.
2001	ETSU	34-23	Lexington, Va.
2002	ETSU	35-21	Johnson City, Tenn.
2016	VMI	37-7	Lexington, Va.
2017	ETSU	24-6	Johnson City, Tenn.
2018	ETSU	27-24	Lexington, Va.
2019	VMI	31-24 (OT)	Johnson City, Tenn.
2020-21	ETSU	24-20	Lexington, Va.

Furman 28, VMI 10

At FUR: FUR leads 16-3

At VMI: FUR leads 12-7

Clay Hendrix vs. VMI: 3-1

Scott Wachenheim vs. FUR: 1-5

Last FUR win: 60-21 in 2019

Last VMI win: 14-13 in 2020-21

Longest FUR streak: 21 (1980-02)

Longest VMI streak: 5 (1974-79)

Last 10 meetings: FUR leads 8-2

Current streak: VMI has won one

Largest FUR win: 58-0 in 1999; 65-7 in 2001

Largest VMI win: 31-7 in 1972

Year	Winner	Score	Site
1946	VMI	26-7	Greenville, S.C.
1970	VMI	13-0	Lexington, Va.
1971	FUR	14-0	Greenville, S.C.
1972	VMI	31-7	Lexington, Va.
1973	FUR	19-13	Greenville, S.C.
1974	VMI	7-0	Lexington, Va.
1975	VMI	13-10	Greenville, S.C.
1976	VMI	17-3	Lexington, Va.
1977	VMI	31-28	Greenville, S.C.
1979	VMI	21-20	Lexington, Va.
1980	FUR	21-16	Greenville, S.C.
1981	FUR	33-21	Lexington, Va.
1982	FUR	38-3	Greenville, S.C.
1983	FUR	49-0	Lexington, Va.
1986	FUR	34-3	Lexington, Va.
1987	FUR	38-0	Greenville, S.C.
1988	FUR	31-13	Greenville, S.C.
1989	FUR	30-6	Lexington, Va.

1990	FUR	51-22	Greenville, S.C.
1991	FUR	46-28	Lexington, Va.
1992	FUR	41-13	Greenville, S.C.
1993	FUR	24-0	Greenville, S.C.
1994	FUR	28-11	Lexington, Va.
1995	FUR	55-24	Greenville, S.C.
1996	FUR	31-14	Lexington, Va.
1997	FUR	35-14	Greenville, S.C.
1998	FUR	51-14	Lexington, Va.
1999	FUR	58-0	Greenville, S.C.
2000	FUR	35-21	Lexington, Va.
2001	FUR	65-7	Greenville, S.C.
2002	FUR	55-28	Lexington, Va.
2014	VMI	31-15	Lexington, Va.
2015	FUR	24-21	Greenville, S.C.
2016	FUR	24-10	Lexington, Va.
2017	FUR	42-10	Greenville, S.C.
2018	FUR	49-13	Lexington, Va.
2019	FUR	60-21	Greenville, S.C.
2020-21	VMI	14-13	Lexington, Va.

Western Carolina 23, VMI 4

At VMI: WCU leads 10-3

At WCU: WCU leads 13-1

Scott Wachenheim vs. WCU: 1-5

Kerwin Bell vs. VMI: 0-0

Last VMI win: 30-7 in 2020-21

Last WCU win: 43-35 in 2019

Longest VMI streak: 1 (four times)

Longest WCU streak: 17 (1992-19)

Last 10 meetings: WCU leads 9-1

Current streak: VMI has won one

Largest VMI win: 30-7 in 2020-21

Largest WCU win: 40-2 in 1999

Year	Winner	Score	Site
1978	WCU	41-12	Lexington, Va.
1980	WCU	16-14	Cullowhee, N.C.
1981	VMI	21-14	Lexington, Va.
1984	WCU	22-16	Lexington, Va.
1985	WCU	35-30	Cullowhee, N.C.
1986	WCU	34-0	Cullowhee, N.C.
1988	VMI	24-20	Lexington, Va.
1990	WCU	28-20	Cullowhee, N.C.
1991	VMI	27-25	Lexington, Va.
1992	WCU	28-25	Cullowhee, N.C.
1993	WCU	38-14	Cullowhee, N.C.
1994	WCU	33-7	Lexington, Va.
1995	WCU	31-14	Cullowhee, N.C.
1996	WCU	28-14	Lexington, Va.
1997	WCU	24-0	Cullowhee, N.C.
1998	WCU	39-17	Lexington, Va.
1999	WCU	40-2	Cullowhee, N.C.
2000	WCU	41-31	Lexington, Va.
2001	WCU	44-17	Cullowhee, N.C.
2002	WCU	35-23	Lexington, Va.
2014	WCU	42-27	Cullowhee, N.C.
2015	WCU	24-20	Lexington, Va.
2016	WCU	32-29	Cullowhee, N.C.
2017	WCU	26-7	Lexington, Va.
2018	WCU	52-50	Cullowhee, N.C.
2019	WCU	43-35	Lexington, Va.
2020-21	VMI	30-7	Cullowhee, N.C.

#SoConFB



VMI QUARTERBACK SETH MORGAN



VMI YEAR-BY-YEAR

Year	Overall	SoCon	Place	Coach
1891	3 0 1			Walter Taylor
1892	4 0 1			No coach
1893	3 1 0			No coach
1894	6 0 0			No coach
1895	5 1 0			G.W. Bryant
1896	3 4 0			G.W. Bryant
1897	3 2 0			R.N. Groner
1898	4 2 0			S.A. Boyle
1899	1 0 0			S.A. Boyle
1900	4 1 2			Sam Walker
1901	4 3 0			Sam Walker
1902	3 3 1			Sam Walker
1903	2 1 0			W.W. Roper
1904	3 5 0			W.W. Roper
1905	2 5 1			I.B. Johnson
1906	4 4 0			I.B. Johnson
1907	5 3 0			C.S. Roller Jr.
1908	3 2 0			C.S. Roller Jr.
1909	4 3 0			W.C. Gloth
1910	3 3 1			W.C. Gloth
1911	7 1 0			Alpha Brummage
1912	7 1 0			Alpha Brummage
1913	7 1 2			Henry G. Poaque
1914	4 4 0			Frank H. Gorton
1915	6 2 1			Frank H. Gorton
1916	4 5 0			Frank H. Gorton
1917	4 4 1			Earl C. Abell
1918	1 3 0			Earl C. Abell/Mose Goodman
1919	6 2 0			Red Fleming
1920	9 0 0			Blandy Clarkson
1921	3 5 1			Blandy Clarkson
1922	7 2 0			Blandy Clarkson
1923	9 1 0			Blandy Clarkson
1924	6 3 1	2 3 1	13th	Blandy Clarkson
1925	6 4 0	2 4 0	17th	Blandy Clarkson
1926	5 5 0	2 4 0	t-15th	Blandy Clarkson
1927	6 4 0	2 4 0	t-17th	W.C. Raftery
1928	5 3 2	2 3 1	t-14th	W.C. Raftery
1929	8 2 0	4 2 0	t-7th	W.C. Raftery
1930	3 6 0	0 5 0	23rd	W.C. Raftery
1931	3 6 1	2 4 0	t-17th	W.C. Raftery
1932	2 8 0	1 4 0	t-18th	W.C. Raftery
1933	2 7 1	2 1 1	4th	W.C. Raftery
1934	1 8 0	0 5 0	10th	W.C. Raftery
1935	2 7 1	0 3 1	10th	W.C. Raftery
1936	6 4 0	4 2 0	4th	W.C. Raftery
1937	5 5 0	4 2 0	5th	Allison T. Hubert
1938	6 1 4	4 0 3	3rd	Allison T. Hubert
1939	6 3 1	3 1 1	t-4th	Allison T. Hubert
1940	7 2 1	3 2 1	7th	Allison T. Hubert
1941	4 6 0	4 2 0	t-5th	Allison T. Hubert
1942	3 5 1	2 4 1	t-10th	Allison T. Hubert
1943	2 6 0	2 3 0	t-7th	Allison T. Hubert
1944	1 8 0	1 5 0	8th	Allison T. Hubert
1945	5 4 0	3 2 0	t-5th	Allison T. Hubert
1946	4 5 1	2 3 1	8th	Allison T. Hubert
1947	3 5 1	2 3 1	11th	A.W. Morton
1948	6 3 0	5 1 0	3rd	A.W. Morton
1949	3 5 1	3 2 1	6th	Thomas N. Nugent
1950	6 4 0	5 1 0	3rd	Thomas N. Nugent
1951	7 3 0	5 0 0	t-1st	Thomas N. Nugent
1952	3 6 1	2 3 1	9th	Thomas N. Nugent
1953	5 5 0	3 3 0	t-5th	John McKenna
1954	4 6 0	4 3 1	5th	John McKenna
1955	1 9 0	1 6 0	9th	John McKenna
1956	3 6 1	2 3 1	6th	John McKenna
1957	9 0 1	6 0 0	1st	John McKenna
1958	6 2 2	2 2 1	4th	John McKenna
1959	8 1 1	5 0 1	1st	John McKenna
1960	7 2 1	4 1 0	1st	John McKenna
1961	6 4 0	4 2 0	3rd	John McKenna
1962	6 4 0	6 0 0	1st	John McKenna
1963	3 5 2	3 1 2	3rd	John McKenna
1964	1 9 0	1 4 0	t-8th	John McKenna
1965	3 7 0	3 2 0	4th	John McKenna
1966	2 8 0	1 4 0	t-8th	Vito Ragazzo
1967	6 4 0	2 3 0	t-5th	Vito Ragazzo
1968	1 9 0	1 3 0	t-5th	Vito Ragazzo
1969	0 10 0	0 4 0	t-6th	Vito Ragazzo
1970	1 10 0	1 4 0	7th	Vito Ragazzo
1971	1 10 0	1 4 0	6th	Bob Thalman
1972	2 9 0	1 5 0	6th	Bob Thalman

Year	Overall	SoCon	Place	Coach
1973	3 8 0	2 4 0	6th	Bob Thalman
1974	7 4 0	5 1 0	1st	Bob Thalman
1975	3 8 0	2 4 0	t-6th	Bob Thalman
1976	5 5 0	2 3 0	5th	Bob Thalman
1977	7 4 0	4 1 0	t-1st	Bob Thalman
1978	3 8 0	1 4 0	5th	Bob Thalman
1979	6 4 1	4 1 0	2nd	Bob Thalman
1980	3 7 1	1 4 1	6th	Bob Thalman
1981	6 3 1	3 1 1	2nd	Bob Thalman
1982	5 6 0	2 3 0	6th	Bob Thalman
1983	2 9 0	1 5 0	6th	Bob Thalman
1984	1 9 0	1 4 0	8th	Bob Thalman
1985	3 7 1	1 4 1	7th	Eddie Williamson
1986	1 10 0	1 5 0	7th	Eddie Williamson
1987	4 7 0	2 4 0	t-5th	Eddie Williamson
1988	2 9 0	1 5 0	6th	Eddie Williamson
1989	2 8 1	1 4 1	t-6th	Jim Shuck
1990	4 7 0	1 5 0	7th	Jim Shuck
1991	4 7 0	2 5 0	t-6th	Jim Shuck
1992	3 8 0	1 6 0	7th	Jim Shuck
1993	1 10 0	1 7 0	9th	Jim Shuck
1994	1 10 0	1 7 0	9th	Bill Stewart
1995	4 7 0	3 5 0	6th	Bill Stewart
1996	3 8 0	2 6 0	t-6th	Bill Stewart
1997	0 11 0	0 8 0	9th	Ted Cain
1998	1 10 0	0 8 0	9th	Ted Cain/Donny White
1999	1 10 0	0 8 0	9th	Cal McCombs
2000	2 9 0	1 7 0	t-8th	Cal McCombs
2001	1 10 0	1 7 0	t-8th	Cal McCombs
2002	6 6 0	3 5 0	t-5th	Cal McCombs
2003	6 6 0			Cal McCombs
2004	0 11 0			Cal McCombs
2005	3 8 0			Cal McCombs
2006	1 10 0			Jim Reid
2007	2 9 0			Jim Reid
2008	4 7 0			Sparky Woods
2009	2 9 0			Sparky Woods
2010	3 8 0			Sparky Woods
2011	2 9 0			Sparky Woods
2012	2 9 0			Sparky Woods
2013	2 10 0			Sparky Woods
2014	2 10 0	1 6 0	t-7th	Sparky Woods
2015	2 9 0	1 6 0	8th	Scott Wachenheim
2016	3 8 0	1 7 0	t-8th	Scott Wachenheim
2017	0 11 0	0 8 0	9th	Scott Wachenheim
2018	1 10 0	0 8 0	9th	Scott Wachenheim
2019	5 7 0	4 4 0	t-4th	Scott Wachenheim
2020-21	6 2 0	6 1 0	1st	Scott Wachenheim
Total	484-714-42	187-313-24		

ALL-TIME VMI COACHES

Coach	Seasons	Years	W	L	T	Pct.
Walter Taylor	1891	1	3	0	1	.875
G.W. Bryant	1895-96	2	8	5	0	.615
R.N. Groner	1897	1	3	2	0	.600
S.A. Boyle	1898-99	2	5	2	0	.714
Sam Walker	1900-02	3	11	7	3	.595
W.W. Roper	1903-04	2	5	6	0	.455
I.B. Johnson	1905-06	2	6	9	1	.406
C.S. Roller Jr.	1907-08	2	8	5	0	.615
W.C. Gloth	1909-10	2	7	6	1	.538
Alpha Brummage	1911-12	2	14	2	0	.875
Henry G. Poaque	1913	1	7	1	2	.800
Frank H. Gorton	1914-16	3	14	11	1	.558
Earl C. Abell	1917	1	4	4	1	.500
Abell/Mose Goodman	1918	1	1	3	0	.250
Red Fleming	1919	1	6	2	0	.750
Blandy Clarkson	1920-26	7	45	20	2	.687
W.C. Raftery	1927-36	10	38	55	5	.413
Allison T. Hubert	1937-46	10	43	45	8	.490
A.W. Morton	1947-48	2	9	8	1	.528
Thomas N. Nugent	1949-52	4	19	18	2	.513
John McKenna	1953-65	13	62	60	8	.508
Vito Ragazzo	1966-70	5	10	41	0	.196
Bob Thalman	1971-84	14	54	94	3	.368
Eddie Williamson	1985-88	4	10	33	1	.239
Jim Shuck	1989-93	4	14	40	1	.264
Bill Stewart	1994-96	3	8	25	0	.242
Ted Cain	1997-98	2	1	20	0	.048
Donny White*	1998	1	0	1	0	.000
Cal McCombs	1999-05	7	19	60	0	.241
Jim Reid	2006-07	2	3	19	0	.136
Sparky Woods	2008-14	7	17	62	0	.215
Scott Wachenheim	2015-present	6	17	47	0	.266

* Interim coach for final game of 1998



FOSTER STADIUM (10,000)

SOCONSPORTS.COM



WESTERN CAROLINA

KERWIN BELL HEAD COACH



Alma mater (year): Florida (1987)
Hometown: Mayo, Fla.
Career record (years): 93-42 (12)
School record (years): 0-0 (0)
SoCon record (years): 0-0 (0)
FCS Playoff appearances: 0

BELL'S YEAR-BY-YEAR RECORD

Year	School	SoCon	Overall
2007	Jacksonville		3-8
2008	Jacksonville		9-4
2009	Jacksonville		7-4
2010	Jacksonville		10-1
2011	Jacksonville		7-4
2012	Jacksonville		7-4
2013	Jacksonville		5-6
2014	Jacksonville		9-2
2015	Jacksonville		9-2
2016	Valdosta State		8-3
2017	Valdosta State		5-4
2018	Valdosta State		14-0
2021	Western Carolina	First season	First season
Jacksonville (9)			66-35 (.653)
Valdosta State (3)			27-7 (.794)
Western Carolina (first season)			0-0 (.000)
Career (12)			93-42 (.689)

2021 COACHING STAFF

Kade Bell Offensive coordinator/quarterbacks
 Justin Hinds Defensive coordinator/linebackers
 Kerry Webb Special teams coordinator/nickelbacks
 Chaz Scales Co-defensive coordinator/safeties
 JJ Laster Wide receivers
 Larry Murphy Cornerbacks
 John Peacock Offensive line
 Rudi Small Running backs
 Dennis Thomas Defensive line
 Rylan Wells Recruiting coordinator/tight ends & fullbacks

2021 ROSTER

No.	Name	Pos.	Ht.	Wt.	Cl.	Hometown/Previous school	No.	Name	Pos.	Ht.	Wt.	Cl.	Hometown/Previous school
0	T.J. Jones	RB	5-11	205	Jr.	Lakeland, Fla./Tusculum	48	Tre' Jolly	DE	6-2	220	R-Fr.	Shelby, N.C./Shelby
0	Jaylen Floyd	DB	5-9	175	Sr.	Miramar, Fla./Lehigh	49	Demorian Smith	LB	6-0	220	Fr.	Robersonville, N.C./South Creek
1	C.J. Williams	WR	5-10	160	So.	Gallion, Ala./Alabama	50	Alex McConnell	OL	6-4	280	R-So.	Boone, N.C./Watauga
1	Ivan Hogans	LB	6-2	220	5th	Stockbridge, Ga./Tusculum	51	Matthew Bair	OL	6-3	285	5th	Anderson, S.C./T.L. Hanna
2	Raphael Williams	WR	5-10	160	R-Fr.	Ft. Lauderdale, Fla./Tusculum	52	Antwann Fann	DL	6-3	310	R-Fr.	Perry, Ga./Kennesaw State
2	Aaron Getthers	CB	5-10	190	R-So.	Blythewood, S.C./Boston College	53	Caleb Fisher	DL	6-3	230	Fr.	Decatur, Ga./Columbia HS
3	Calvin Jones	WR	5-10	175	Fr.	Forest City, N.C./East Rutherford	55	Kevin Thompson	LS	5-10	185	So.	Rock Hill, S.C./Northwestern
3	Jacob Harris	CB	6-1	190	Jr.	Greer, S.C./Independence CC	56	Griffin Sestili	OL	6-3	295	R-Jr.	Sewickley, Pa./Temple
4	Kason Lincke	QB	6-1	195	Fr.	Mobile, Ala./Mobile Christian	57	Tyler Anderson	LB	6-0	225	Fr.	Greensboro, N.C./Northern Guilford
4	Cameron McCutcheon	DB	6-3	195	Sr.	Seneca, S.C./Gardner-Webb	58	Giovanni Ricciardi	LB	6-0	225	Fr.	Clemmons, N.C./West Forsyth
5	Carlos Davis	QB	6-3	225	R-So.	Baltimore, Md./East Mississippi CC	60	Joaquin Layno	DL	5-10	280	R-Fr.	Cherokee, N.C./Cherokee
5	Jayden Pauling	DE	6-3	245	Jr.	Raleigh, N.C./Louisburg College	61	Anthony Giansante	OL	6-4	300	Fr.	North Huntingdon, Pa./Norwin
6	Daquan Patten	WR	5-6	180	R-5th	Columbia, S.C./Blythewood	62	Michael Harper	OL	6-4	280	R-Jr.	Wilkesboro, N.C./Fork Union Military
6	Nick Oelrich	DB	6-1	205	Gr.	Newberry Fla./Florida	64	Colby Cross	LS	5-11	190	Fr.	Mooresville, N.C./Lake Norman
7	Terrence Horne	WR	5-7	180	So.	Miami, Fla./USF	66	Gabe Jones	OL	6-2	250	Fr.	Southern Pines, N.C./Pinecrest
7	Charles Gadie	S	5-9	175	R-So.	Douglasville, Ga./Douglas County	68	Torrion Stevenson	DL	6-1	330	R-So.	Branchville, S.C./Branchville
8	Kenny Benjamin	RB	5-7	180	Gr.	Lehigh Acres, Fla./Valdosta State	69	Dillon Luther	OL	6-3	300	So.	Asheville, N.C./Erwin
8	LA Rogers-Anderson	NIC	6-0	215	Jr.	Sumter, S.C./Western Kentucky	70	Christian Coulter	OL	6-5	335	So.	Thomson, Ga./Tusculum
9	Mydreon Vines	WR	6-2	190	Sr.	Greenville, N.C./East Carolina	71	Austin Grunden	OL	6-2	250	Fr.	Kannapolis, N.C./A.L. Brown
9	Kareem Taylor	LB	6-0	215	Gr.	Rincon, Ga./Kennesaw State	72	Blake Whitmore	OL	6-2	285	R-Fr.	Raleigh, N.C./Millbrook
10	JaKobe Quillen	WR	6-3	200	Fr.	Florence, S.C./Wilson	74	Tyler Smith	OL	6-8	300	R-So.	Laurinburg, N.C./Scotland County
10	Willie Hampton	DE	6-1	220	R-Jr.	Ft. Lauderdale, Fla./Garden City CC	75	Caleb Carter	OL	6-3	285	Fr.	Jacksonville, N.C./Southwest Onslow
11	Rogan Wells	QB	6-4	220	Gr.	Fort Mill, S.C./Tusculum	77	Chris Morgan	DL	6-0	265	Fr.	Maiden, N.C./Maiden
12	Meziah Scott	QB	6-0	200	Fr.	Petersburg, Va./Petersburg	78	Garrett Bowman	OL	6-4	280	R-So.	Arab, Ala./Arab
12	Rod Gattison	CB	5-11	185	So.	Hartsell, S.C./Georgia Military	79	Aidan Alston	OL	6-2	270	R-Fr.	Southern Pines, N.C./Pinecrest
13	Keenan Hambrick	WR	6-3	205	Fr.	Athens, Ala./Athens	81	Kendall Alford	WR	5-10	185	R-Fr.	Marietta, Ga./Walton
13	Ronald Kent Jr.	CB	5-10	175	Jr.	Harrisburg, Pa./Harrisburg	82	Miller DeArmond	WR	6-1	175	Fr.	Greer, S.C./Greer
14	Toriel Keigley	WR	6-1	190	Fr.	Pensacola, Fla./Mobile Christian	83	Trae Churn	TE	6-5	240	Gr.	Columbia, S.C./South Carolina State
14	Malik Richardson	NIC	6-4	210	R-Fr.	Sumter, S.C./Lakewood	84	Owen Cosenke	TE	6-3	235	5th	Aldie, Va./Fork Union Military
15	Solomon Butler	WR	6-0	195	Fr.	Moncks Corner, S.C./Berkeley	85	Luke Britton	TE	6-6	240	R-So.	Calypso, N.C./North Duplin
16	Brody Palhegyi	QB	5-9	160	Fr.	Fort Lauderdale, Fla./Cardinal Gibbons	86	Clayton Bardall	TE	6-3	230	R-So.	Cumming, Ga./North Forsyth
17	Raekwon Heath	TE	6-2	205	R-Jr.	Columbia, S.C./Independence CC	87	Dylan Abernethy	WR	6-0	175	Fr.	Maiden, N.C./Maiden
19	Branson Adams	WR	5-9	180	Fr.	Greensboro, N.C./Dudley	88	Luke Sutton	WR	5-8	170	Fr.	Concord, N.C./Cox Mill
20	Dramarian McNulty	CB	6-0	180	Fr.	Niceville, Fla./Niceville	89	Richard McCollum	K	5-9	180	R-So.	Sanford, N.C./Southern Lee
21	Andreas Keaton	S	6-1	190	Fr.	Powder Springs, Ga./Hillgrove	90	Marlon Alexander	DL	6-0	320	So.	Smyrna, Tenn./Gardner-Webb
22	Mikai Stanley	RB	6-2	235	Fr.	Wilmington, N.C./New Hanover	91	Jaquarius Guinn	DL	6-2	280	Fr.	Clover, S.C./Clover
24	Quintin Talley	S	6-0	190	Fr.	Spartanburg, S.C./Byrnes	92	Darius Bell	DE	6-2	240	R-Fr.	Gilbert, S.C./Gilbert
25	Jaiden Bond	RB	5-9	180	Fr.	Boone, N.C./Watauga	93	Roman Johnson	DL	6-3	280	So.	Greensboro, N.C./Southern Guilford
26	Tyree Nelson	RB	5-10	200	Fr.	Atlanta, Ga./Mays	94	Timothy Jamison	DL	6-4	255	Jr.	West Columbia, S.C./Hutchinson CC
27	Trevor Childers	LB	6-1	215	5th	Lincolnton, N.C./East Lincoln	95	Laquavion Haynes	DE	6-4	220	Fr.	Moultrie, Ga./Colquitt County
29	Willie Rice	CB	6-0	185	Fr.	St. Louis, Mo./East Coweta (Ga.)	96	K.J. Milner	DL	6-4	265	Jr.	Hinesville, Ga./Bradwell Institute
30	Micah Nelson	DE	6-3	235	R-Fr.	Murphy, N.C./Murphy	97	Ronald Wilson	DL	6-2	355	So.	Mocksville, N.C./Gardner-Webb
31	Jerius Edwards	NIC	6-0	180	Fr.	Carrollton, Ga./Carrollton	98	Christy Harris	DL	6-3	285	R-Fr.	Raleigh, N.C./Baylor School
33	Curtis Roach	NIC	6-1	200	R-Sr.	Cumming, Ga./South Forsyth	99	Rick Palao	DL	6-2	285	5th	Hoover, Ala./Hoover
34	Quenten Zanders	RB	5-8	175	Jr.	Shelby, N.C./Cleveland CC		Anthony Badgett	CB	5-9	185	R-So.	Greensboro, N.C./Southeast Guilford
35	Glenn Young	RB	5-9	200	Fr.	Fayetteville, N.C./Trinity Christian		Bryson Boyette	OL	6-1	285	Fr.	Wilmington, N.C./New Hanover
36	Skylie Thomas	NIC	5-10	195	So.	Lenoir, N.C./Hibriten		Peyton Davis	OL	6-2	290	Fr.	Mooresville, N.C./Lake Norman
37	Ty Harris	LB	6-1	235	5th	Dacula, Ga./Dacula		Dreshun Dogan	DL	6-0	225	Fr.	Roebuck, S.C./Dorman
38	Brandon Dickerson	P	5-11	195	So.	Fort Mill, S.C./Indian Land		Brady Elms	P	6-4	170	Fr.	Huntsville, Ala./Huntsville
39	Brayden Blackmon	TE	6-3	215	Fr.	Duncan, S.C./Byrnes		Trevor Fournet	LB	5-11	215	Fr.	Cornelius, N.C./Hough
41	Caleb Scott	TE	6-2	225	Fr.	Black Mountain, N.C./Owen		Bryson Grabowski	QB	6-1	180	Fr.	Copperhill, Tenn./Copper Basin
42	Jontavious Shotwell	S	5-11	185	R-So.	Hoschtown, Ga./Mill Creek		Nick Hapeshis	OL	6-1	250	Fr.	Central, S.C./Daniel
43	Luke Hoggard	TE	6-0	230	R-Jr.	Edenton, N.C./North Carolina		Tyler Hoff	WR	6-0	185	Fr.	Cornelius, N.C./Hough
44	Nigel Manns	LB	6-1	225	Fr.	Byron, Ga./Peach County		Nate Linkous	OL	6-5	295	Fr.	Cramerton, N.C./Stuart W. Cramer
45	Ethan Harris	DB	5-8	165	Fr.	Duncan, S.C./Byrnes		Parish Metzger	QB	6-0	190	Fr.	Matthews, N.C./David W. Butler
46	Paxton Robertson	K	6-0	200	Fr.	Knoxville, Tenn./Knoxville Catholic		Mason Polivka	QB	6-1	180	Fr.	Fort Lauderdale, Fla./Cardinal Gibbons
47	Neil Henrey	S	6-0	185	R-Fr.	Alpharetta, Ga./Johns Creek							

#SoConFB

CATAMOUNTS



WESTERN CAROLINA CATAMOUNTS

Basic information

Location: Cullowhee, N.C.
 Founded: 1889
 Enrollment: 11,284
 Nickname: Catamounts
 Colors: Purple and Gold
 Chancellor: Dr. Kelli R. Brown
 Director of athletics: Alex Gary
 Stadium: E.J. Whitmire Stadium
 Capacity: 13,742

Media relations

Football contact: Daniel Hooker
 Email: dhooker@email.wcu.edu
 Office: 828-227-2339
 Cell: 828-508-2494
 Press box phone: 828-227-2116
 Website: CatamountSports.com

Team information

2020-21 record: 1-8
 SoCon record: 1-5 (9th)
 Home: 1-1
 Away: 0-7
 Lettermen returning/lost: 53/18
 Off. starters returning/lost: 6/5
 Def. starters returning/lost: 10/1
 Specialists returning/lost: 4/0
 Basic offense: Pro Spread
 Basic defense: 4-2-5



Daniel Hooker
Football SID

SoCon titles (0)

FCS Playoff appearances (1)

1983



WESTERN CAROLINA LINEBACKER TY HARRIS



WESTERN CAROLINA TIGHT END
OWEN COSENKE

2021 SCHEDULE

Sept. 4 (6 p.m.)
Eastern Kentucky
(Nexstar/ESPN+)



Oct. 23 (2 p.m.)
at The Citadel*
(ESPN+)



Sept. 11 (TBA)
at Oklahoma
(TBA)



Oct. 30 (1:30 p.m.)
at Wofford*
(ESPN+)



Sept. 18 (3:30 p.m.)
Samford+
(Nexstar/ESPN+)



Nov. 6 (2 p.m.)
Furman*
(ESPN+)



Sept. 25 (6 p.m.)
at Gardner-Webb
(TBA)



Nov. 13 (2 p.m.)
ETSU*
(ESPN+)



Oct. 2 (1:30 p.m.)
at Chattanooga*
(ESPN+)



Nov. 20 (1:30 p.m.)
at VMI*
(ESPN+)



Oct. 9 (3:30 p.m.)
Mercer*
(ESPN+)



* Southern Conference game



2020-21 TEAM STATISTICS

TEAM STATISTICS

Table with columns for WCU and OPP statistics across various categories like SCORING, FIRST DOWNS, RUSHING YARDAGE, etc.

2020-21 INDIVIDUAL STATISTICS

RUSHING statistics table with columns: GP, Att, Gain, Loss, Net, Avg, TD, Long, Avg/G. Includes player names like Donnivan Spencer, Mikai Stanley, Ryan Glover.

PASSING statistics table with columns: GP, Effic, Cmp-Att-Int, Pct, Yards, TD, Long, Avg/G. Includes player names like Ryan Glover, Will Jones, Mark Wright.

RECEIVING statistics table with columns: G, No., Yds, Avg, TD, Lg, Avg/G. Includes player names like Calvin Jones, Donnivan Spencer, Raekwon Heath.

PUNT RETURNS statistics table with columns: No., Yards, Avg, TD, Long. Includes player names like Daquan Patten, Calvin Jones.

INTERCEPTIONS statistics table with columns: No., Yards, Avg, TD, Long. Includes player names like Curtis Roach, Rod Gattison.

KICK RETURNS statistics table with columns: No., Yards, Avg, TD, Long. Includes player names like Reggie Jones, Calvin Jones.

TACKLES statistics table with columns: GP, Solo, Ast, Total, TFL/Yds, Sacks/Yds. Includes player names like Ty Harris, Trevor Childers.

ALL PURPOSE statistics table with columns: GP, Rush, Rcv, PR, KR, IR, Total, Avg/G. Includes player names like Donnivan Spencer, Calvin Jones.

FIELD GOALS statistics table with columns: Made-Att, Pct, 01-19, 20-29, 30-39, 40-49, 50-99, Long, Blkd. Includes player names like Richard McColllum, Paxton Robertson.

SCORING statistics table with columns: TD, FGs, Kick, Rush, Rcv, Pass, DXP, Saf, Pts. Includes player names like Donnivan Spencer, Richard McColllum.

TOTAL OFFENSE statistics table with columns: GP, Plays, Rush, Pass, Total, Avg/G. Includes player names like Ryan Glover, Donnivan Spencer.

PUNTING statistics table with columns: No., Yds, Avg, Long, TB, FC, I20, Blkd. Includes player names like Paxton Robertson, Brandon Dickerson.

KICKOFFS statistics table with columns: No., Yds, Avg, TB, OB Retn, Net YdLn. Includes player names like Paxton Robertson, Richard McColllum.

CATAMOUNTS



2020-21 RESULTS (1-8, 1-5 SOCON; 9TH)

Date	Opponent	W/L	Score	Attendance
Nov. 14	at Liberty	L	14-58	1,000
Nov. 21	at Eastern Kentucky	L	17-49	3,009
Dec. 5	at #17 North Carolina	L	9-49	3,535
Feb. 20,	at Furman*	L	7-35	1,994
Feb. 27,	at Samford*	L	27-55	1,276
March 6	VMI*	L	7-30	1,300
March 13	THE CITADEL*	W	21-14	980
March 20	at Mercer*	L	28-45	3,527
March 27	at ETSU*	L	17-24	2,442

* Southern Conference game

2020-21 TEAM GAME-BY-GAME

Date	Opponent	Rushing				Receiving				Passing				Kick returns				Punt returns				Total off
		No.	Yds	TD	Lg	No.	Yds	TD	Lg	Cmp-Att-Int	Yds	TD	Lg	No	Yds	TD	Lg	No	Yds	TD	Lg	
Nov 14	at Liberty	38	142	1	28	18	140	1	30	18-30-2	140	1	30	4	60	0	27	0	0	0	0	282
Nov 21	at Eastern Kentucky	35	121	0	25	14	134	1	40	14-33-2	134	1	40	1	18	0	18	2	10	0	9	255
Dec 05	at North Carolina	40	137	0	20	11	116	0	40	11-19-0	116	0	40	3	65	0	31	0	0	0	0	253
Feb 20	at Furman	22	67	1	11	7	42	0	13	7-14-0	42	0	13	6	103	0	28	0	0	0	0	109
Feb 27	at Samford	36	143	1	24	25	306	2	59	25-43-2	306	2	59	2	48	0	26	0	0	0	0	449
Mar 06	VMI	35	113	1	41	13	143	0	44	13-19-1	143	0	44	3	70	0	25	2	16	0	11	256
Mar 13	THE CITADEL	39	281	3	67	11	86	0	36	11-18-0	86	0	36	3	50	0	34	0	0	0	0	367
Mar 20	at Mercer	26	143	4	53	16	87	0	21	16-30-1	87	0	21	5	171	0	59	1	12	0	12	230
Mar 27	at ETSU	27	66	0	12	15	212	2	44	15-24-0	212	2	44	1	5	0	5	0	0	0	0	278
	Totals	298	1213	11	67	130	1266	6	59	130-230-8	1266	6	59	28	590	0	59	5	38	0	12	2479
	Opponent	467	2498	32	57	158	2092	16	83	158-241-6	2092	16	83	24	556	1	94	16	133	0	38	4590

Games played: 9
 Avg per rush: 4.1
 Avg per catch: 9.7
 Pass efficiency: 104.41
 Kick ret avg: 21.1
 Punt ret avg: 7.6
 All purpose avg/game: 360.3
 Total offense avg/gm: 275.4

Date	Opponent	Tackles			TFL-Yds	Sacks		Fumble		Pass defense			Blkd Kick	PAT attempts			Saf	Pts
		Solo	Ass	Total		No-Yds	FF	FR-Yds	Int-Yds	QBH	Brk	Att-Mad		Run	Rcv			
Nov 14	at Liberty	32	40	72	4.0-10	1.0-5	1	2-0	0-0	0	2	0	2-2	0	0	0	0	14
Nov 21	at Eastern Kentucky	36	26	62	5.0-14	1.0-7	2	2-54	2-36	6	5	0	2-2	0	0	0	0	17
Dec 05	at North Carolina	39	36	75	2.0-13	1.0-9	3	2-42	1-24	2	1	0	1-0	0	0	0	0	9
Feb 20	at Furman	34	82	116	2.0-6	1.0-5	0	0-0	3-76	3	0	0	1-1	0	0	0	0	7
Feb 27	at Samford	63	18	81	6.0-23	3.0-17	0	0-0	0-0	1	3	0	3-3	0	0	0	0	27
Mar 06	VMI	63	20	83	4.0-21	2.0-12	0	0-0	0-0	3	5	0	1-1	0	0	0	0	7
Mar 13	THE CITADEL	53	32	85	3.0-18	2.0-17	1	1-0	0-0	6	2	1	3-3	0	0	0	0	21
Mar 20	at Mercer	45	58	103	1.0-1	0.0-0	0	0-0	0-0	0	6	1	4-4	0	0	0	0	28
Mar 27	at ETSU	42	42	84	6.0-26	0.0-0	0	1-0	0-0	1	4	0	2-2	0	0	0	0	17
	Totals	407	354	761	33.0-132	11.0-72	7	8-96	6-136	22	28	2	19-18	0	0	0	0	147
	Opponent	324	206	530	45.0-176	17.0-101	6	2-0	8-27	30	21	1	48-45	1	0	0	0	359

Date	Opponent	Punting					Field goals					Kickoffs						
		No	Yds	Avg	Long	Blkd	TB	FC	50+	120	Att-Made	Lg	Blkd	No	Yds	Avg	TB	OB
Nov 14	at Liberty	5	172	34.4	49	0	0	0	0	1	2-0	0	0	3	195	65.0	1	0
Nov 21	at Eastern Kentucky	10	401	40.1	52	0	0	2	1	7	1-1	52	0	3	161	53.7	0	0
Dec 05	at North Carolina	6	205	34.2	48	0	0	1	0	2	1-1	40	0	3	118	39.3	0	0
Feb 20	at Furman	8	344	43.0	55	0	0	1	3	5	0-0	0	0	2	126	63.0	0	1
Feb 27	at Samford	6	248	41.3	45	0	0	0	0	1	2-2	45	0	5	315	63.0	0	0
Mar 06	VMI	5	208	41.6	58	0	0	1	1	2	1-0	0	0	2	100	50.0	0	0
Mar 13	THE CITADEL	5	171	34.2	44	0	1	4	0	2	0-0	0	0	4	245	61.2	1	1
Mar 20	at Mercer	5	195	39.0	48	0	0	1	0	1	0-0	0	0	5	298	59.6	0	0
Mar 27	at ETSU	5	176	35.2	41	0	0	3	0	1	1-1	45	0	4	252	63.0	0	0
	Totals	55	2120	38.5	58	0	1	13	5	22	8-5	52	0	31	1810	58.4	2	2
	Opponent	26	1032	39.7	58	1	0	11	3	9	10-6	54	0	63	3782	60.0	29	2



WESTERN CAROLINA

WESTERN CAROLINA VS. 2021 OPPONENTS

Eastern Kentucky 4, Western Carolina 2

At EKU: EKU leads 3-1

At WCU: Series tied 1-1

Walt Wells vs. WCU: 1-0

Kerwin Bell vs. EKU: 0-0

Last EKU win: 49-17 in 2020-21

Last WCU win: 24-7 in 2009

Longest EKU streak: 2 (1988-89)

Longest WCU streak: 1 (2006, 2009)

Last 10 meetings: EKU leads 4-2

Current streak: EKU has won one

Largest EKU win: 49-17 in 2020-21

Largest WCU win: 24-7 in 2009

Year	Winner	Score	Site
1988	EKU	32-14	Cullowhee, N.C.
1989	EKU	31-13	Richmond, Ky.
2006	WCU	20-17	Cullowhee, N.C.
2007	EKU	45-21	Richmond, Ky.
2009	WCU	24-7	Richmond, Ky.
2020-21	EKU	49-17	Richmond, Ky.

Oklahoma 0, Western Carolina 0

First meeting

Lincoln Riley vs. WCU: 0-0

Kerwin Bell vs. OU: 0-0

Samford 15, Western Carolina 3

At SAM: SAM leads 9-1

At WCU: SAM leads 6-2

Chris Hatcher vs. WCU: 7-1 (3-0 GSU, 4-2 SAM)

Kerwin Bell vs. SAM: 0-1 (0-1 JU)

Last SAM win: 55-27 in 2020-21

Last WCU win: 38-34 in 2017

Longest SAM streak: 11 (1991-14)

Longest WCU streak: 1 (1969; 2015; 2017)

Last 10 meetings: SAM leads 8-2

Current streak: SAM has won three

Largest SAM win: 62-23 in 2013

Largest WCU win: 47-13 in 1969

Year	Winner	Score	Site
1969	WCU	47-13	Birmingham, Ala.
1991	SAM	16-3	Cullowhee, N.C.
1992	SAM	30-6	Birmingham, Ala.
1997	SAM	19-0	Birmingham, Ala.
1999	SAM	35-32 (OT)	Cullowhee, N.C.
2008	SAM	21-6	Cullowhee, N.C.
2009	SAM	16-3	Birmingham, Ala.
2010	SAM	38-7	Cullowhee, N.C.
2011	SAM	52-24	Birmingham, Ala.
2012	SAM	25-21	Cullowhee, N.C.
2013	SAM	62-23	Birmingham, Ala.
2014	SAM	34-20	Birmingham, Ala.
2015	WCU	56-36	Cullowhee, N.C.
2016	SAM	30-17	Birmingham, Ala.
2017	WCU	38-34	Cullowhee, N.C.
2018	SAM	66-28	Birmingham, Ala.
2019	SAM	31-13	Cullowhee, N.C.
2020-21	SAM	55-27	Birmingham, Ala.

Western Carolina 5, Gardner-Webb 3

At GWU: WCU leads 2-1

At WCU: WCU leads 3-2

Tre Lamb vs. WCU: 0-0

Kerwin Bell vs. GWU: 0-1 (0-1 JU)

Last GWU win: 27-20 in 2009

Last WCU win: 42-27 in 2017

Longest GWU streak: 2 (2004-09)

Longest WCU streak: 3 (2010-17)

Last 10 meetings: WCU leads 5-3

Current streak: WCU has won three

Largest GWU win: 23-7 in 1932

Largest WCU win: 43-7 in 1983

Year	Winner	Score	Site
1932	GWU	23-7	Cullowhee, N.C.
1983	WCU	43-7	Cullowhee, N.C.
2003	WCU	39-16	Cullowhee, N.C.

2004	GWU	26-20	Boiling Springs, N.C.
2009	GWU	27-20	Cullowhee, N.C.
2010	WCU	28-14	Boiling Springs, N.C.
2016	WCU	44-14	Cullowhee, N.C.
2017	WCU	42-27	Boiling Springs, N.C.

Chattanooga 29, Western Carolina 17

At UTC: UTC leads 16-6

At WCU: UTC leads 13-11

Rusty Wright vs. WCU: 1-0

Kerwin Bell vs. UTC: 0-0

Last UTC win: 60-36 in 2019

Last WCU win: 45-7 in 2017

Longest UTC streak: 8 (2009-16)

Longest WCU streak: 4 (1991-94)

Last 10 meetings: UTC leads 9-1

Current streak: UTC has won two

Largest UTC win: 51-0 in 2014

Largest WCU win: 53-15 in 1994; 45-7 in 2017

Year	Winner	Score	Site
1973	WCU	14-0	Cullowhee, N.C.
1975	UTC	27-6	Chattanooga, Tenn.
1976	UTC	28-14	Cullowhee, N.C.
1977	UTC	21-10	Cullowhee, N.C.
1978	WCU	31-21	Chattanooga, Tenn.
1979	UTC	42-35	Cullowhee, N.C.
1980	UTC	39-14	Chattanooga, Tenn.
1981	WCU	24-10	Cullowhee, N.C.
1982	WCU	20-0	Cullowhee, N.C.
1983	WCU	25-15	Cullowhee, N.C.
1984	UTC	10-6	Chattanooga, Tenn.
1985	UTC	23-3	Cullowhee, N.C.
1986	UTC	34-7	Chattanooga, Tenn.
1987	UTC	13-11	Cullowhee, N.C.
1988	UTC	19-14	Chattanooga, Tenn.
1989	WCU	26-20	Cullowhee, N.C.
1990	UTC	23-21	Chattanooga, Tenn.
1991	WCU	27-24	Cullowhee, N.C.
1992	WCU	44-13	Chattanooga, Tenn.
1993	WCU	41-10	Chattanooga, Tenn.
1994	WCU	53-15	Cullowhee, N.C.
1995	UTC	35-14	Chattanooga, Tenn.
1996	UTC	20-6	Cullowhee, N.C.
1997	UTC	24-21	Chattanooga, Tenn.
1998	WCU	24-21	Cullowhee, N.C.
1999	UTC	56-28	Chattanooga, Tenn.
2000	WCU	41-36	Cullowhee, N.C.
2001	WCU	21-3	Chattanooga, Tenn.
2002	WCU	45-28	Cullowhee, N.C.
2003	UTC	38-0	Chattanooga, Tenn.
2004	UTC	27-24	Cullowhee, N.C.
2005	WCU	38-20	Chattanooga, Tenn.
2006	UTC	20-17 (OT)	Cullowhee, N.C.
2007	UTC	39-21	Chattanooga, Tenn.
2008	WCU	27-7	Cullowhee, N.C.
2009	UTC	24-20	Chattanooga, Tenn.
2010	UTC	27-21	Cullowhee, N.C.
2011	UTC	51-7	Chattanooga, Tenn.
2012	UTC	45-24	Cullowhee, N.C.
2013	UTC	42-21	Chattanooga, Tenn.
2014	UTC	51-0	Cullowhee, N.C.
2015	UTC	41-13	Chattanooga, Tenn.
2016	UTC	38-25	Cullowhee, N.C.
2017	WCU	45-7	Chattanooga, Tenn.
2018	UTC	26-6	Cullowhee, N.C.
2019	UTC	60-36	Chattanooga, Tenn.

Mercer 5, Western Carolina 2

At MER: MER leads 3-1

At WCU: MER leads 2-1

Drew Cronic vs. WCU: 1-0

Kerwin Bell vs. MER: 0-1 (0-1 JU)

Last MER win: 45-28 in 2020-21

Last WCU win: 24-21 in 2015

Longest MER streak: 5 (2016-21)

Longest WCU streak: 2 (2014-15)

Last 10 meetings: MER leads 5-2

Current streak: MER has won five

Largest MER win: 49-27 in 2019

Largest WCU win: 35-21 in 2014

Year	Winner	Score	Site
2014	WCU	35-21	Macon, Ga.
2015	WCU	24-21	Cullowhee, N.C.



WESTERN CAROLINA DEFENSIVE END JAYDEN PAULING

#SoConFB

WESTERN CAROLINA VS. 2021 OPPONENTS

2016	MER	38-24	Macon, Ga.
2017	MER	35-33	Cullowhee, N.C.
2018	MER	59-46	Macon, Ga.
2019	MER	49-27	Cullowhee, N.C.
2020-21	MER	45-28	Macon, Ga.

The Citadel 26, Western Carolina 18, 1 tie

At CIT: CIT leads 14-7

At WCU: CIT leads 12-11

At neutral sites: Series tied 0-0-1

Brent Thompson vs. WCU: 4-1

Kerwin Bell vs. CIT: 0-0

Last CIT win: 35-17 in 2019

Last WCU win: 21-14 in 2020-21

Longest CIT streak: 5 (2004-08)

Longest WCU streak: 3, three times

Last 10 meetings: CIT leads 7-3

Current streak: WCU has won one

Largest CIT win: 38-13 in 1991

Largest WCU win: 44-17 in 1983

Year	Winner	Score	Site
1972	WCU	10-0	Charleston, S.C.
1977	CIT	20-0	Charleston, S.C.
1978	WCU	38-24	Cullowhee, N.C.
1979	CIT	21-19	Charleston, S.C.
1980	CIT	28-21	Cullowhee, N.C.
1981	CIT	12-3	Charleston, S.C.
1982	CIT	24-20	Cullowhee, N.C.
1983	WCU	44-17	Charleston, S.C.
1984	CIT	34-33	Cullowhee, N.C.
1985	CIT	10-3	Charleston, S.C.
1986	WCU	27-12	Cullowhee, N.C.
1987	CIT	38-24	Charleston, S.C.
1988	CIT	27-21	Cullowhee, N.C.
1989	Tie	22-22	Columbia, S.C.
1990	CIT	28-10	Cullowhee, N.C.
1991	CIT	38-13	Charleston, S.C.
1992	CIT	36-31	Cullowhee, N.C.
1993	WCU	38-18	Cullowhee, N.C.
1994	WCU	42-38	Charleston, S.C.
1995	WCU	31-14	Cullowhee, N.C.
1996	CIT	28-14	Charleston, S.C.
1997	WCU	45-25	Cullowhee, N.C.
1998	WCU	14-8	Charleston, S.C.
1999	WCU	24-17	Cullowhee, N.C.
2000	CIT	17-10	Charleston, S.C.
2001	WCU	28-25	Cullowhee, N.C.
2002	WCU	37-34	Charleston, S.C.
2003	WCU	28-21	Cullowhee, N.C.
2004	CIT	17-0	Charleston, S.C.
2005	CIT	17-7	Cullowhee, N.C.
2006	CIT	30-27 (OT)	Charleston, S.C.
2007	CIT	37-31	Cullowhee, N.C.
2008	CIT	34-14	Charleston, S.C.
2009	WCU	14-10	Cullowhee, N.C.
2010	WCU	24-13	Charleston, S.C.
2011	CIT	35-7	Cullowhee, N.C.
2012	CIT	45-31	Charleston, S.C.
2013	CIT	28-21	Cullowhee, N.C.
2014	WCU	29-15	Cullowhee, N.C.
2015	CIT	28-10	Charleston, S.C.
2016	CIT	37-14	Cullowhee, N.C.
2017	WCU	31-19	Charleston, S.C.
2018	CIT	38-24	Cullowhee, N.C.
2019	CIT	35-17	Charleston, S.C.
2020-21	WCU	21-14	Cullowhee, N.C.

Wofford 28, Western Carolina 14

At WCU: WOF leads 11-10

At WOF: WOF leads 16-4

At neutral sites: WOF leads 1-0

Kerwin Bell vs. WOF: 0-0

Josh Conklin vs. WCU: 2-0

Last WCU win: 24-17 in 2015

Last WOF win: 59-7 in 2019

Longest WCU streak: 8 (1977-96)

Longest WOF streak: 8 (2006-13)

Last 10 meetings: WOF leads 8-2

Current streak: WOF has won four

Largest WCU win: 41-6 in 1977; 56-21 in 1979

Largest WOF win: 59-7 in 2019

Year	Winner	Score	Site
1952	WOF	20-13	Spartanburg, S.C.



WESTERN CAROLINA CORNERBACK RONALD KENT JR.

1953	WOF	7-6	Cullowhee, N.C.
1955	WOF	21-7	Spartanburg, S.C.
1956	WOF	39-7	Spartanburg, S.C.
1957	WOF	28-7	Spartanburg, S.C.
1958	WOF	29-15	Asheville, N.C.
1970	WOF	29-22	Spartanburg, S.C.
1971	WCU	31-13	Cullowhee, N.C.
1974	WCU	21-9	Spartanburg, S.C.
1975	WOF	23-14	Cullowhee, N.C.
1976	WOF	10-6	Spartanburg, S.C.
1977	WCU	41-6	Cullowhee, N.C.
1978	WCU	26-11	Spartanburg, S.C.
1979	WCU	56-21	Cullowhee, N.C.
1981	WCU	37-30	Spartanburg, S.C.
1982	WCU	36-17	Cullowhee, N.C.
1983	WCU	37-20	Cullowhee, N.C.
1984	WCU	31-0	Cullowhee, N.C.
1996	WCU	24-6	Cullowhee, N.C.
1997	WOF	17-7	Cullowhee, N.C.
1998	WOF	17-10	Spartanburg, S.C.
1999	WOF	35-21	Cullowhee, N.C.
2000	WOF	40-31	Spartanburg, S.C.
2001	WCU	31-28	Cullowhee, N.C.
2002	WOF	31-24	Spartanburg, S.C.
2003	WOF	38-6	Cullowhee, N.C.
2004	WOF	15-12	Spartanburg, S.C.
2005	WCU	24-0	Cullowhee, N.C.
2006	WOF	35-7	Spartanburg, S.C.
2007	WOF	47-44	Cullowhee, N.C.
2008	WOF	42-14	Spartanburg, S.C.
2009	WOF	35-26	Cullowhee, N.C.
2010	WOF	45-14	Spartanburg, S.C.
2011	WOF	42-24	Cullowhee, N.C.
2012	WOF	49-20	Spartanburg, S.C.
2013	WOF	21-17	Cullowhee, N.C.
2014	WCU	26-14	Cullowhee, N.C.
2015	WCU	24-17	Spartanburg, S.C.
2016	WOF	31-19	Cullowhee, N.C.
2017	WOF	35-28 (OT)	Spartanburg, S.C.
2018	WOF	38-23	Cullowhee, N.C.
2019	WOF	59-7	Spartanburg, S.C.

Furman 34, Western Carolina 12, 2 ties

At FUR: FUR leads 18-6-1

At WCU: FUR leads 16-6-1

Clay Hendrix vs. WCU: 4-0

Kerwin Bell vs. FUR: 0-0

Last FUR win: 35-17 in 2020-21

Last WCU win: 48-10 in 2015

Longest FUR streak: 8 (2006-13)

Longest WCU streak: 3 (1992-94)

Last 10 meetings: FUR leads 8-2

Current streak: FUR has won five

Largest FUR win: 34-0 in 1975

Largest WCU win: 48-10 in 2015

Year	Winner	Score	Site
1971	FUR	21-14	Greenville, S.C.
1972	WCU	20-15	Cullowhee, N.C.
1975	FUR	34-0	Greenville, S.C.
1977	Tie	24-24	Greenville, S.C.
1978	FUR	24-7	Cullowhee, N.C.
1979	FUR	23-14	Greenville, S.C.
1980	FUR	28-14	Cullowhee, N.C.
1981	FUR	31-27	Cullowhee, N.C.
1982	FUR	12-6	Greenville, S.C.
1983	Tie	17-17	Cullowhee, N.C.
1983*	WCU	14-7	Greenville, S.C.
1984	WCU	20-19	Greenville, S.C.
1985	FUR	31-27	Cullowhee, N.C.
1986	WCU	19-13	Greenville, S.C.
1987	WCU	20-14	Cullowhee, N.C.
1988	FUR	31-0	Greenville, S.C.
1989	FUR	17-3	Cullowhee, N.C.
1990	FUR	42-9	Greenville, S.C.
1991	FUR	42-14	Cullowhee, N.C.
1992	WCU	29-27	Greenville, S.C.
1993	WCU	23-20	Cullowhee, N.C.
1994	WCU	35-24	Greenville, S.C.



WESTERN CAROLINA

WESTERN CAROLINA VS. 2021 OPPONENTS



WESTERN CAROLINA RUNNING BACK MIKAI STANLEY

#SoConFB

1995	FUR	31-21	Cullowhee, N.C.
1996	FUR	45-30	Greenville, S.C.
1997	WCU	17-16	Cullowhee, N.C.
1998	FUR	31-7	Greenville, S.C.
1999	FUR	27-19	Cullowhee, N.C.
2000	FUR	38-14	Greenville, S.C.
2001	FUR	31-13	Cullowhee, N.C.
2002	FUR	24-23	Greenville, S.C.
2003	FUR	19-13	Cullowhee, N.C.
2004	FUR	31-10	Greenville, S.C.
2005	WCU	41-21	Cullowhee, N.C.
2006	FUR	42-7	Greenville, S.C.
2007	FUR	52-21	Cullowhee, N.C.
2008	FUR	28-21	Greenville, S.C.
2009	FUR	33-14	Cullowhee, N.C.
2010	FUR	31-17	Greenville, S.C.
2011	FUR	47-21	Cullowhee, N.C.
2012	FUR	45-24	Greenville, S.C.
2013	FUR	32-20	Cullowhee, N.C.
2014	WCU	35-17	Greenville, S.C.
2015	WCU	48-10	Cullowhee, N.C.
2016	FUR	49-21	Greenville, S.C.
2017	FUR	28-6	Cullowhee, N.C.
2018	FUR	44-38	Greenville, S.C.
2019	FUR	28-7	Cullowhee, N.C.
2020-21	FUR	35-17	Greenville, S.C.

Western Carolina 25, ETSU 24, 1 tie
At ETSU: Series tied at 12-12-1
At WCU: WCU leads 13-11
At neutral sites: ETSU leads 1-0
Randy Sanders vs. WCU: 2-1
Kerwin Bell vs. ETSU: 0-0

Last ETSU win: 24-17 in 2020-21
Last WCU win: 23-20 (OT) in 2019
Longest ETSU streak: 6 (1932-37)
Longest WCU streak: 7 (1982-88)
Last 10 meetings: Series tied 5-5
Current streak: ETSU has won one
Largest ETSU win: 49-10 in 1996
Largest WCU win: 49-10 in 2017

Year	Winner	Score	Site
1932	ETSU	26-0	Cullowhee, N.C.
1933	ETSU	26-0	Johnson City, Tenn.
1934	ETSU	6-2	Cullowhee, N.C.
1935	ETSU	13-0	Johnson City, Tenn.
1936	ETSU	2-0	Johnson City, Tenn.
1937	ETSU	12-0	Johnson City, Tenn.
1948	WCU	32-12	Cullowhee, N.C.
1949	WCU	14-0	Johnson City, Tenn.
1950	WCU	13-6	Cullowhee, N.C.
1951	WCU	7-6	Johnson City, Tenn.
1952	ETSU	13-7	Cullowhee, N.C.
1953	ETSU	33-7	Johnson City, Tenn.
1954	ETSU	21-14	Cullowhee, N.C.
1955	Tie	7-7	Johnson City, Tenn.
1956	ETSU	7-6	Cullowhee, N.C.
1957	ETSU	7-6	Johnson City, Tenn.
1975	ETSU	29-8	Cullowhee, N.C.
1976	WCU	14-0	Johnson City, Tenn.
1977	WCU	35-0	Cullowhee, N.C.
1978	WCU	21-14	Johnson City, Tenn.
1979	WCU	13-9	Cullowhee, N.C.
1980	WCU	20-17	Johnson City, Tenn.
1981	ETSU	34-23	Cullowhee, N.C.
1982	WCU	27-25	Johnson City, Tenn.
1983	WCU	17-16	Cullowhee, N.C.

1984	WCU	31-17	Johnson City, Tenn.
1985	WCU	13-3	Cullowhee, N.C.
1986	WCU	43-16	Cullowhee, N.C.
1987	WCU	37-20	Johnson City, Tenn.
1988	WCU	33-23	Cullowhee, N.C.
1989	ETSU	30-11	Johnson City, Tenn.
1990	WCU	21-17	Cullowhee, N.C.
1991	WCU	29-15	Johnson City, Tenn.
1992	ETSU	41-12	Cullowhee, N.C.
1993	WCU	25-24	Johnson City, Tenn.
1994	ETSU	34-31	Cullowhee, N.C.
1995	ETSU	36-10	Johnson City, Tenn.
1996	ETSU	49-10	Cullowhee, N.C.
1997	ETSU	28-18	Johnson City, Tenn.
1998	WCU	31-24 (OT)	Cullowhee, N.C.
1999	ETSU	38-10	Johnson City, Tenn.
2000	WCU	39-27	Cullowhee, N.C.
2001	WCU	20-6	Johnson City, Tenn.
2002	ETSU	27-7	Cullowhee, N.C.
2003	WCU	28-21	Johnson City, Tenn.
2016	ETSU	34-31	Bristol, Tenn.
2017	WCU	49-10	Cullowhee, N.C.
2018	ETSU	45-43 (3OT)	Johnson City, Tenn.
2019	WCU	23-20 (OT)	Cullowhee, N.C.
2020-21	ETSU	24-17	Johnson City, Tenn.

Western Carolina 23, VMI 4

At VMI: WCU leads 10-3
At WCU: WCU leads 13-1
Scott Wachenheim vs. WCU: 1-5
Kerwin Bell vs. VMI: 0-0
Last VMI win: 30-7 in 2020-21
Last WCU win: 43-35 in 2019
Longest VMI streak: 1 (four times)
Longest WCU streak: 17 (1992-19)
Last 10 meetings: WCU leads 9-1
Current streak: VMI has won one
Largest VMI win: 30-7 in 2020-21
Largest WCU win: 40-2 in 1999

Year	Winner	Score	Site
1978	WCU	41-12	Lexington, Va.
1980	WCU	16-14	Cullowhee, N.C.
1981	VMI	21-14	Lexington, Va.
1984	WCU	22-16	Lexington, Va.
1985	WCU	35-30	Cullowhee, N.C.
1986	WCU	34-0	Cullowhee, N.C.
1988	VMI	24-20	Lexington, Va.
1990	WCU	28-20	Cullowhee, N.C.
1991	VMI	27-25	Lexington, Va.
1992	WCU	28-25	Cullowhee, N.C.
1993	WCU	38-14	Cullowhee, N.C.
1994	WCU	33-7	Lexington, Va.
1995	WCU	31-14	Cullowhee, N.C.
1996	WCU	28-14	Lexington, Va.
1997	WCU	24-0	Cullowhee, N.C.
1998	WCU	39-17	Lexington, Va.
1999	WCU	40-2	Cullowhee, N.C.
2000	WCU	41-31	Lexington, Va.
2001	WCU	44-17	Cullowhee, N.C.
2002	WCU	35-23	Lexington, Va.
2014	WCU	42-27	Cullowhee, N.C.
2015	WCU	24-20	Lexington, Va.
2016	WCU	32-29	Cullowhee, N.C.
2017	WCU	26-7	Lexington, Va.
2018	WCU	52-50	Cullowhee, N.C.
2019	WCU	43-35	Lexington, Va.
2020-21	VMI	30-7	Cullowhee, N.C.

WESTERN CAROLINA YEAR-BY-YEAR

Year	Overall	SoCon	Place	Coach
1931	4 4 0			C.C. Poindexter
1932	2 9 0			C.C. Poindexter
1933	1 6 2			C.C. Poindexter
1934	3 7 0			C.C. Poindexter
1935	1 10 0			Ralph James
1936	2 7 0			Ralph James
1937	1 6 2			Ralph James
1938	0 7 1			Ralph James
1939	1 6 1			James Whatley
1940	2 4 0			James Whatley
1941	3 5 0			James Whatley
1942-44	No team			
1945	1 3 0			Marion McDonald
1946	6 3 1			Tom Young
1947	3 5 1			Tom Young
1948	7 3 0			Tom Young
1949	8 3 0			Tom Young
1950	3 6 0			Tom Young
1951	3 6 0			Tom Young
1952	2 8 0			Tom Young
1953	1 9 0			Tom Young
1954	4 5 1			Tom Young
1955	2 7 1			Tom Young
1956	1 9 0			Dan Robinson
1957	2 5 1			Dan Robinson
1958	1 8 1			Dan Robinson
1959	7 2 1			Dan Robinson
1960	6 5 0			Dan Robinson
1961	4 6 0			Dan Robinson
1962	3 5 1			Dan Robinson
1963	2 6 1			Dan Robinson
1964	5 4 0			Dan Robinson
1965	7 2 0			Dan Robinson
1966	5 5 0			Dan Robinson
1967	4 5 1			Dan Robinson
1968	4 5 0			Dan Robinson
1969	9 1 0			Bob Waters
1970	6 3 0			Bob Waters
1971	4 6 0			Bob Waters
1972	7 2 1			Bob Waters
1973	6 3 1			Bob Waters
1974	9 2 0			Bob Waters
1975	3 7 0			Bob Waters
1976	6 4 0			Bob Waters
1977	6 4 1	2 2 0	5th	Bob Waters
1978	6 5 0	4 2 0	t-3rd	Bob Waters
1979	6 5 0	2 4 0	7th	Bob Waters
1980	3 7 1	2 4 0	5th	Bob Waters
1981	4 7 0	3 4 0	6th	Bob Waters
1982	6 5 0	4 2 0	3rd	Bob Waters
1983	11 3 1	5 0 0	2nd	Bob Waters
1984	8 3 0	5 2 0	2nd	Bob Waters
1985	4 6 1	2 4 1	t-5th	Bob Waters
1986	6 5 0	5 2 0	2nd	Bob Waters
1987	4 7 0	2 4 0	t-5th	Bob Waters
1988	2 9 0	1 6 0	t-7th	Bob Waters
1989	3 7 1	2 4 0	t-5th	Dale Strahm
1990	3 8 0	2 5 0	6th	Steve Hodgkin
1991	2 9 0	2 5 0	t-6th	Steve Hodgkin
1992	7 4 0	5 2 0	t-2nd	Steve Hodgkin
1993	6 5 0	5 3 0	3rd	Steve Hodgkin
1994	6 5 0	5 3 0	t-3rd	Steve Hodgkin
1995	3 7 0	2 6 0	t-7th	Steve Hodgkin
1996	4 7 0	1 7 0	9th	Steve Hodgkin
1997	3 8 0	3 5 0	7th	Bill Bleil
1998	6 5 0	5 3 0	3rd	Bill Bleil
1999	3 8 0	2 6 0	7th	Bill Bleil
2000	4 7 0	3 5 0	7th	Bill Bleil
2001	7 4 0	5 3 0	4th	Bill Bleil
2002	5 6 0	3 5 0	t-5th	Kent Briggs
2003	5 7 0	3 5 0	t-6th	Kent Briggs
2004	4 7 0	2 5 0	t-5th	Kent Briggs
2005	5 4 0	4 3 0	4th	Kent Briggs

Year	Overall	SoCon	Place	Coach
2006	2 9 0	0 7 0	8th	Kent Briggs
2007	1 10 0	0 7 0	8th	Kent Briggs
2008	3 9 0	1 7 0	8th	Dennis Wagner
2009	2 9 0	1 7 0	9th	Dennis Wagner
2010	2 9 0	1 7 0	t-8th	Dennis Wagner
2011	1 10 0	0 8 0	9th	Dennis Wagner
2012	1 10 0	0 8 0	9th	Mark Speir
2013	2 10 0	1 7 0	t-8th	Mark Speir
2014	7 5 0	5 2 0	t-2nd	Mark Speir
2015	7 4 0	5 2 0	3rd	Mark Speir
2016	2 9 0	1 7 0	t-8th	Mark Speir
2017	7 5 0	5 3 0	4th	Mark Speir
2018	3 8 0	1 7 0	8th	Mark Speir
2019	3 9 0	2 6 0	8th	Mark Speir
2020-21	1 8 0	1 5 0	9th	Mark Speir
Total	346-522-23	115-201-1		

ALL-TIME WCU COACHES

Coach	Seasons	Years	W	L	T	Pct.
C.C. Poindexter	1931-34	4	10	26	2	.289
Ralph James	1935-38	4	4	30	3	.149
James Whatley	1939-41	3	6	15	1	.295
Marion McDonald	1945	1	1	3	0	.250
Tom Young	1946-55	10	39	55	4	.418
Dan Robinson	1956-68	13	51	67	6	.435
Bob Waters	1969-88	20	116	94	6	.551
Dale Strahm	1989	1	3	7	1	.318
Steve Hodgkin	1990-96	7	31	45	0	.408
Bill Bleil	1997-01	5	23	32	0	.418
Kent Briggs	2002-07	6	22	43	0	.338
Dennis Wagner	2008-11	4	8	37	0	.178
Mark Speir	2012-21	9	33	68	0	.327
Kerwin Bell	2021-present					First season




E.J. WHITMIRE STADIUM (13,790)



WOFFORD

JOSH CONKLIN HEAD COACH

Alma mater (year):..... Dakota State (2003)
Hometown:..... Gillette, Wyo.
Career record (years):..... 18-12 (3)
School record (years):..... Same
SoCon record (years):..... 14-7 (3)
FCS Playoff appearances:..... 2



CONKLIN'S YEAR-BY-YEAR RECORD

Year	School	SoCon	Overall
2018	Wofford	6-2 (t-1st)	9-4
2019	Wofford	7-1 (1st)	8-4
2020-21	Wofford	1-4 (8th)	1-4
Career (3)		14-7 (.667)	18-12 (.600)

2021 COACHING STAFF

Tyler Carlton Offensive coordinator/quarterbacks
Dane Romero Offensive coordinator/running backs
Rob Greene Defensive coordinator/safeties
Freddie Brown III Wide receivers
B.J. Connolly Tight ends
Mitch Doolittle Inside linebackers/special teams
Paul Holmes Defensive backs
Luke Johnson Outside linebackers
Trey Johnson Offensive line
Bryan Bing Defensive line

2021 ROSTER

#SoConFB

No.	Name	Pos.	Ht.	Wt.	Cl.	Hometown/Previous school	No.	Name	Pos.	Ht.	Wt.	Cl.	Hometown/Previous school
0	T.J. Neal	LB	6-1	230	Sr.	Hendersonville, Tenn./Hillsboro	48	Howie Thomas	LB	6-2	212	Fr.	Seneca, S.C./Walhalla
0	Devin Mathews	WR	6-4	225	Jr.	Palm Coast, Fla./Naval Academy	49	Walker Giamaris	K/P	5-8	180	Jr.	Wilson, N.C./Appalachian State
2	Tahir Annoor	CB	5-11	185	Jr.	Nashville, Tenn./Brentwood Academy	50	Anthony Garcia	OL	6-3	295	So.	Leavenworth, Kansas/Independence CC
2	Jacob Kimbrell	QB	6-2	195	So.	Chesnee, S.C./Chesnee	52	Amthonie Lattany	DL	6-4	305	So.	Nahunta, Ga./Hutchinson CC
3	Jaheem Hazel	CB	6-0	190	Jr.	Beaufort, S.C./Whale Branch	52	Ben Marler	OL	6-5	255	Fr.	Okatie, S.C./May River
4	Trey Baker	QB	6-2	170	So.	Raleigh, N.C./Leesville Road	53	John Harris	DL	6-1	255	Fr.	Myrtle Beach, S.C./Carolina Forest
4	John Boyles	LB	6-3	235	So.	Traverse City, Mich./Episcopal (Va.)	54	Jeremy Michaux	OL	6-6	275	Jr.	St. Augustine, Fla./St. Augustine
5	Miles Richardson	DB	5-10	195	Jr.	Atlanta, Ga./Chapel Hill	55	Chad Gardner	OL	6-2	300	Sr.	Boiling Springs, S.C./Boiling Springs
5	Jimmy Weirick	QB	5-11	185	Sr.	Pickering, Ohio/Pickerington North	55	Cameron Woolery	DL	6-0	245	So.	Orland Park, Ill./Carl Sandburg
6	Okachi Emmanwori	DB	5-11	183	Jr.	Irmo, S.C./Irmo/Presbyterian	56	Jason Swann	OL	6-3	310	So.	Fort Lauderdale, Fla./ASA Miami
6	RJ Khayo	WR	5-9	170	Jr.	Cincinnati, Ohio/Archbishop Moeller	56	James Wells	LB	6-0	225	Jr.	Chapin, S.C./Chapin
8	Zy Abercrombie	LB	6-0	210	Sr.	Greenwood, S.C./Emerald	57	Joey Kimberling	LB	6-2	210	Fr.	Hampstead, N.C./Topsail
8	Bryce Corriston	QB	6-0	200	So.	Spring, Texas/Klein	58	Marc Mango	OL	6-4	285	Fr.	Charlotte, N.C./Providence Day School
9	Isaiah Walker	S	6-0	195	Sr.	Jacksonville, Fla./Fleming Island	58	Nate Nordone	LB	5-11	205	Fr.	Roswell, Ga./Fellowship Christian
11	Alec Holt	WR	5-11	180	So.	Jacksonville, Fla./Gilbert (S.C.)	59	Gavin Taylor	OL	6-2	275	Fr.	Columbia, S.C./Brookland-Cayce
11	Isaiah Wadsworth	CB	5-11	180	So.	Hampton, Ga./St. Francis	60	Collin Springer	LS	5-11	220	Sr.	Newberry, S.C./Newberry
12	Ryan Ingram	RB	5-11	220	So.	Stone Mountain, Ga./Stephenson	61	Quincy Hughes	OL	6-4	295	Fr.	Cincinnati, Ohio/Princeton
13	Amir Annoor	CB	6-0	175	Fr.	Nashville, Tenn./Brentwood Academy	62	Al Hogan	OL	6-4	315	Sr.	Fayetteville, Ga./Landmark Christian
13	Peyton Derrick	QB	6-2	190	Sr.	Conway, S.C./Appalachian State	63	Julio Del Jesus	OL	6-4	275	Fr.	Kissimmee, Fla./Tohopekaliga
15	Logan Barnes	LB	6-1	210	Jr.	Dawsonville, Ga./Dawson County	64	Tayvian Gass	OL	6-5	310	Jr.	Sumter, S.C./Sumter
15	Kyle Pinnix	QB	6-1	177	Fr.	Reidsville, N.C./Eden	65	Mason Harrington	OL	6-3	255	Fr.	Columbia, S.C./Hammond School
16	Cagan Campbell	CB	5-10	175	Sr.	Tuscaloosa, Ala./Jacksonville State	66	Austin Drinkwater	OL	6-4	300	Fr.	Umatilla, Fla./Mount Dora Christian
17	John Michael DiRoberto	S	5-11	190	So.	Roswell, Ga./Roswell	67	Paxton Cottrell	OL	6-2	285	Sr.	Aynor, S.C./Aynor
18	Tanner Barnes	DL	6-3	260	Sr.	Simpsonville, S.C./Hillcrest	68	Zak Kurz	OL	6-5	285	Sr.	West Chester, Ohio/St. Xavier
18	Garrett Vernon	WR	6-2	195	So.	Elkin, N.C./East Wilkes	69	Cameron Hicks	LS	6-0	190	Fr.	Charlotte, N.C./Charlotte Christian
19	Isaiah Mananga	ATH	6-3	195	Fr.	Clayton, N.C./Clayton	70	Ozzy Clayton	OL	6-6	325	Fr.	Griffin, Ga./Skipstone Academy
20	Donavan Anderson	CB	5-11	185	Sr.-5	Boiling Springs, S.C./Boiling Springs	71	Cecil Fisher	OL	6-3	310	So.	Decatur, Ga./Columbia
21	Santana Curtis	S	6-0	175	So.	Knoxville, Tenn./South-Doyle	72	Jysaiah Cromer	OL	6-4	280	Jr.	Spartanburg, S.C./Broome
21	Nathan Walker	FB	6-0	232	Sr.	Ridgeville, S.C./Cross	73	Briggs Kearse	OL	6-4	300	So.	Blackville, S.C./Barmwell
22	David Legette	RB	5-10	180	So.	Myrtle Beach, S.C./Carolina Forest	74	Nick Russo	OL	6-2	300	Sr.	Chester, N.J./St. Joseph Regional
23	Landon Parker	TE/P	6-3	210	Sr.	Concord, N.C./Mt. Pleasant	75	Hunter Gfell	OL	6-2	285	Fr.	Cocoa, Fla./Cocoa
24	Jack Scroggs	LB	6-0	230	Jr.	Buford, Ga./Buford	76	Luke Mabry	OL	6-4	265	Fr.	Cowpens, S.C./Gaffney
25	John Harrington, Jr.	CB	6-1	195	Jr.	Katy, Texas/Seven Lakes	77	Mox Zehr	OL	6-4	283	Fr.	Bluffton, S.C./May River
25	Ezra King	K/P	6-0	185	So.	Newborn, Ga./Eastside	78	Quashon Greenlee	OL	6-2	290	Sr.	Anderson, S.C./T.L. Hanna
26	Damien Curtis	DB	5-11	170	Fr.	Gainesville, Fla./Buchholz	79	Griffin Reid	OL	6-4	265	Fr.	Irmo, S.C./Dutch Fork
27	Michael Long	RB	5-8	185	Fr.	Mt. Pleasant, S.C./Bishop England	80	Dre Yarbough	WR	5-8	170	Sr.	Greenwood, S.C./Greenwood
28	Ryan Lovelace	RB	5-9	205	Sr.	Sugar Hill, Ga./North Gwinnett	81	Kyle Watkins	WR	6-0	170	Fr.	Myrtle Beach, S.C./Carolina Forest
29	Jamari Broussard	RB	5-11	204	Sr.	Jacksonville, Fla./Atlantic Coast	82	Corey Seay	TE	6-2	210	Fr.	Chesnee, S.C./Chesnee
30	Jackson Zehr	S	6-1	185	Jr.	Summerville, S.C./Cane Bay	83	Anthony Craig	TE	6-4	270	Sr.	Norfolk, Va./Norview
31	Eli Purcell	LB	6-2	235	Fr.	Knoxville, Tenn./Farragut	84	Jim Welsh	WR	6-2	195	Sr.-5	Winston-Salem, N.C./Woodberry Forest (Va.)
33	Brandon Brown	LB	6-1	230	Sr.-5	Summerville, S.C./Ashley Ridge	85	Will Jordan	WR	6-3	205	So.	Mt. Pleasant, S.C./Academic Magnet
34	Irvin Mulligan	RB	5-10	205	Jr.	Beaufort, S.C./Whale Branch	86	Will Daniel	WR	6-2	195	Fr.	Charleston, S.C./First Baptist School of Charleston
35	Atkins Roberts	P	5-11	175	So.	Mountain Brook, Ala./Mountain Brook	87	Wyatt Bartkowiak	TE	6-4	215	So.	Boiling Springs, S.C./Boiling Springs
35	Jaxen Rogers	S	5-11	195	Sr.	Mt. Pleasant, S.C./Wando	88	Dillon Droze	TE	6-3	225	So.	Roebuck, S.C./Dorman
36	Rett Russell	LB	6-3	200	Sr.	Acworth, Ga./Allatoona	89	Jacob Ritchie	TE	6-4	220	Fr.	Saint Johns, Fla./Creekside
37	Camden Gray	LB	6-3	230	Fr.	Inman, S.C./Chapman	90	Jacob Drag	DL	6-4	250	Jr.	Chapin, S.C./Chapin
38	Matthew Clayton	LB	6-3	205	Fr.	Gainesville, Fla./Buchholz	91	James Garnett	DL	5-11	295	Sr.	Augusta, Ga./Augusta Prep
39	Ethan Youmans	K/P	5-11	170	Fr.	Aiken, S.C./South Aiken	92	Brock Dempsey	DL	6-0	255	So.	Hampstead, N.C./Topsail
40	Harrison Morgan	LB	6-3	210	So.	Easley, S.C./Wren	93	Brandon Maina	DL	6-0	275	Fr.	Hiram, Ga./Hiram
41	Forrest Alvarez	LS	6-0	210	Jr.	Lexington, S.C./Lexington	94	Marcus Dees	DL	6-0	250	Fr.	Montgomery, Ala./Montgomery Catholic
42	Marcus Gatling	LB	5-11	205	Fr.	Havelock, N.C./Havelock	95	Seth Foster	DL	6-3	290	Fr.	Blackshear, Ga./Pierce County
43	Jalen Belton	DL	6-2	310	Jr.	Roebuck, S.C./Dorman	96	Gray Romello	DL	6-2	312	Jr.	Ankeny, Iowa/Iowa Central CC
44	C.J. Tillman	DL	6-0	285	So.	North Augusta, Ga./Presbyterian	97	Chuck Smith	DL	6-2	260	So.	Suwanee, Ga./North Gwinnett
44	Coltin Hallman	K/P	6-1	175	Jr.	West Columbia, S.C./River Bluff	98	Elijah Ball	DL	6-3	255	Sr.	Rome, Ga./Darlington School
45	Joe Beckett	LB	6-2	240	Sr.-5	Lexington, S.C./White Knoll	99	Michael Mason	DL	6-3	270	Jr.	Florence, S.C./South Florence
46	John Beckley	LB	6-0	215	Sr.-5	Atlanta, Ga./Riverwood International Charter							
47	Gabriel Harris	DB	6-2	180	Fr.	Sumter, S.C./Laurence Manning Academy							



WOFFORD TERRIERS

Basic information

Location: Spartanburg, S.C.
 Founded: 1854
 Enrollment: 1,750
 Nickname: Terriers
 Colors: Old Gold and Black
 President: Dr. Nayef H. Samhat
 Director of athletics: Richard Johnson
 Stadium: Gibbs Stadium
 Capacity: 13,000

Media relations

Football contact: Brent Williamson
 Email: williamsondb@wofford.edu
 Office: 864-597-4093
 Cell: 864-809-8900
 Press box phone: 864-597-4487
 Website: WoffordTerriers.com

Team information

2020-21 record: 1-4
 SoCon record: 1-4 (8th)
 Home: 1-2
 Away: 0-2
 Lettermen returning/lost: 56/7
 Off. starters returning/lost: 7/4
 Def. starters returning/lost: 9/2
 Specialists returning/lost: 3/0
 Basic offense: Triple option
 Basic defense: Multiple 50



Brent Williamson
Football SID

SoCon titles (7)

2003, 2007, 2010, 2012, 2017, 2018, 2019

FCS Playoff appearances (10)

2003, 2007, 2008, 2010, 2011, 2012, 2016, 2017, 2018, 2019



WOFFORD FULLBACK NATHAN WALKER



**WOFFORD LINEBACKER
JOE BECKETT**

2021 SCHEDULE

Sept. 4 (2 p.m.) at Elon (FloSports)		Oct. 23 (6 p.m.) at Mercer* (Nexstar/ESPN+)	
Sept. 18 (6 p.m.) Kennesaw State (ESPN+)		Oct. 30 (1:30 p.m.) Western Carolina* (ESPN+)	
Sept. 25 (1:30 p.m.) at VMI* (Nexstar/ESPN+)		Nov. 6 (1:30 p.m.) Chattanooga* (ESPN+)	
Oct. 2 (3:30 p.m.) at ETSU* (ESPN+)		Nov. 13 (2 p.m.) at The Citadel* (ESPN+)	
Oct. 9 (1:30 p.m.) Furman* (ESPN+)		Nov. 20 (TBA) at North Carolina (TBA)	
Oct. 16 (1:30 p.m.) Samford* (ESPN+)			

* Southern Conference game



WOFFORD



2020-21 TEAM STATISTICS

TEAM STATISTICS	WOF	OPP
SCORING	130	139
Points Per Game	26.0	27.8
FIRST DOWNS	90	98
Rushing	58	37
Passing	28	47
Penalty	4	14
RUSHING YARDAGE	1171	760
Yards gained rushing	1277	901
Yards lost rushing	106	141
Rushing Attempts	232	202
Average Per Rush	5.0	3.8
Average Per Game	234.2	152.0
TDs Rushing	11	11
PASSING YARDAGE	684	1142
Comp-Att-Int	52-92-4	77-125-2
Average Per Pass	7.4	9.1
Average Per Catch	13.2	14.8
Average Per Game	136.8	228.4
TDs Passing	4	7
TOTAL OFFENSE	1855	1902
Total Plays	324	327
Average Per Play	5.7	5.8
Average Per Game	371.0	380.4
KICK RETURNS: #-Yards	12-242	21-455
PUNT RETURNS: #-Yards	4-3	9-95
INT RETURNS: #-Yards	2-0	4-56
KICK RETURN AVERAGE	20.2	21.7
PUNT RETURN AVERAGE	0.8	10.6
INT RETURN AVERAGE	0.0	14.0
FUMBLES-LOST	4-3	7-4
PENALTIES-Yards	39-316	18-173
Average Per Game	63.2	34.6
PUNTS-Yards	20-900	16-689
Average Per Punt	45.0	43.1
Net punt average	38.2	42.9
TIME OF POSSESSION/Game	32:10	27:50
3RD-DOWN Conversions	34/71	26/67
3rd-Down Pct	48%	39%
4TH-DOWN Conversions	6/9	7/15
4th-Down Pct	67%	47%
SACKS BY-Yards	7-67	7-42
MISC YARDS	0	0
TOUCHDOWNS SCORED	16	18
FIELD GOALS-ATTEMPTS	6-6	5-7
ON-SIDE KICKS	0-0	0-0
RED-ZONE SCORES	(17-18) 94%	(18-22) 82%
RED-ZONE TOUCHDOWNS	(12-18) 67%	(15-22) 68%
PAT-ATTEMPTS	(16-16) 100%	(16-17) 94%
ATTENDANCE	3346	1176
Games/Avg Per Game	3/1115	2/588

SCORE BY QUARTERS

	1st	2nd	3rd	4th	Total
Wofford	41	44	17	28	130
Opponents	21	24	41	53	139

2020-21 INDIVIDUAL STATISTICS

RUSHING	GP	Att	Gain	Loss	Net	Avg	TD	Long	Avg/G
Irvin Mulligan	5	51	353	11	342	6.7	2	39	68.4
Ryan Lovelace	5	56	296	19	277	4.9	2	38	55.4
Nathan Walker	5	45	228	9	219	4.9	3	22	43.8
J. Broussard	5	26	164	6	158	6.1	1	43	31.6
Peyton Derrick	4	18	117	10	107	5.9	2	33	26.8
Ryan Ingram	5	9	52	0	52	5.8	0	21	10.4
D'mauriae VanCleave	4	5	25	9	16	3.2	0	9	4.0
TEAM	4	3	0	0	0	0.0	0	0	0.0
Jimmy Weirick	5	19	42	42	0	0.0	1	8	0.0
Total.....	5	232	1277	106	1171	5.0	11	43	234.2
Opponents.....	5	202	901	141	760	3.8	11	64	152.0

PASSING	GP	Effic	Cmp-Att-Int	Pct	Yards	TD	Long	Avg/G
Jimmy Weirick	5	131.93	40-70-2	57.1	553	3	75	110.6
Peyton Derrick	4	106.21	12-21-2	57.1	131	1	45	32.8
TEAM	4	0.00	0-1-0	0.0	0	0	0	0.0
Total.....	5	124.63	52-92-4	56.5	684	4	75	136.8
Opponents.....	5	153.62	77-125-2	61.6	1142	7	52	228.4

RECEIVING	G	No.	Yds	Avg	TD	Lg	Avg/G
KeiAndre Sanders	5	9	108	12.0	0	31	21.6
Landon Parker	5	8	155	19.4	2	75	31.0
D'mauriae VanCleave	4	6	112	18.7	0	36	28.0
TJ Luther	4	6	108	18.0	1	45	27.0
Jim Welsh	5	6	47	7.8	0	12	9.4
Garrison Moore	5	5	71	14.2	1	26	14.2
RJ Khayo	4	4	32	8.0	0	14	8.0
Ryan Lovelace	5	3	16	5.3	0	14	3.2
Irvin Mulligan	5	2	23	11.5	0	15	4.6
Alec Holt	5	1	9	9.0	0	9	1.8
Dre Yarbough	1	1	7	7.0	0	7	7.0
Dillon Droze	5	1	-4	-4.0	0	0	-0.8
Total.....	5	52	684	13.2	4	75	136.8
Opponents.....	5	77	1142	14.8	7	52	228.4

PUNT RETURNS	No.	Yards	Avg	TD	Long
D'mauriae VanCleave	3	3	1.0	0	3
RJ Khayo	1	0	0.0	0	0
Total.....	4	3	0.8	0	3
Opponents.....	9	95	10.6	0	32

INTERCEPTIONS	No.	Yards	Avg	TD	Long
Miles Richardson	1	0	0.0	0	0
Darron Paschal	1	0	0.0	0	0
Total.....	2	0	0.0	0	0
Opponents.....	4	56	14.0	0	22

KICK RETURNS	No.	Yards	Avg	TD	Long
TJ Luther	6	179	29.8	1	100
Garrett Vernon	3	26	8.7	0	14
Jaheem Hazel	1	0	0.0	0	0
Alec Holt	1	13	13.0	0	13
Ryan Lovelace	1	24	24.0	0	24
Total.....	12	242	20.2	1	100
Opponents.....	21	455	21.7	0	70

TACKLES	GP	Solo	Ast	Total	TFL/Yds	Sacks/Yds
Joe Beckett	5	17	18	35	3.0-10	.
Brandon Brown	5	14	19	33	.	.
John Beckley	5	16	14	30	4.5-25	2.0-23
Tahir Annoor	4	12	11	23	.	.
Micheal Mason	5	13	9	22	3.5-11	3.0-20
Rett Russell	5	9	10	19	.	1.0-12
Miles Richardson	5	8	9	17	.	.
Donovan Anderson	5	10	7	17	.	.
Logan Barnes	5	4	11	15	.	.
Jaheem Hazel	5	11	4	15	.	.
Total.....	5	183	172	355	19-74	7-67
Opponents.....	5	194	154	348	34.0-114	7-42

ALL PURPOSE	GP	Rush	Rcv	PR	KR	IR	Total	Avg/G
Irvin Mulligan	5	342	23	0	0	0	365	73.0
Ryan Lovelace	5	277	16	0	24	0	317	63.4
TJ Luther	4	0	108	0	179	0	287	71.8
Nathan Walker	5	219	0	0	0	0	219	43.8
J. Broussard	5	158	0	0	0	0	158	31.6
Total.....	5	1171	684	3	242	0	2100	420.0
Opponents.....	5	760	1142	95	455	56	2508	501.6

FIELD GOALS	Made-Att	Pct	01-19	20-29	30-39	40-49	50-99	Long	Blkd
Dawson Henis	1-1	100.0	0-0	1-1	0-0	0-0	0-0	25	0
Walker Gliarmis	5-5	100.0	0-0	2-2	2-2	1-1	0-0	43	0

SCORING	TD	FGs	Kick	Rush	Rcv	Pass	DXP	Saf	Pts
Walker Gliarmis	0	5-5	12-12	0-0	0	0-0	0	0	27
Nathan Walker	3	0-0	0-0	0-0	0	0-0	0	0	18
TJ Luther	2	0-0	0-0	0-0	0	0-0	0	0	12
Landon Parker	2	0-0	0-0	0-0	0	0-0	0	0	12
Irvin Mulligan	2	0-0	0-0	0-0	0	0-0	0	0	12
Peyton Derrick	2	0-0	0-0	0-0	0	0-0	0	0	12
Ryan Lovelace	2	0-0	0-0	0-0	0	0-0	0	0	12
Dawson Henis	0	1-1	4-4	0-0	0	0-0	0	0	7
Garrison Moore	1	0-0	0-0	0-0	0	0-0	0	0	6
J. Broussard	1	0-0	0-0	0-0	0	0-0	0	0	6
Jimmy Weirick	1	0-0	0-0	0-0	0	0-0	0	0	6
Total.....	16	6-6	16-16	0-0	0	0-0	0	0	130
Opponents.....	18	5-7	16-17	0-0	0	0-1	0	0	139

TOTAL OFFENSE	GP	Plays	Rush	Pass	Total	Avg/G
Jimmy Weirick	5	89	0	553	553	110.6
Irvin Mulligan	5	51	342	0	342	68.4
Ryan Lovelace	5	56	277	0	277	55.4
Peyton Derrick	4	39	107	131	238	59.5
Nathan Walker	5	45	219	0	219	43.8
J. Broussard	5	26	158	0	158	31.6
Ryan Ingram	5	9	52	0	52	10.4
D'mauriae VanCleave	4	5	16	0	16	4.0
Total.....	5	324	1171	684	1855	371.0
Opponents.....	5	327	760	1142	1902	380.4

PUNTING	No.	Yds	Avg	Long	TB	FC	I20	Blkd
Landon Parker	20	900	45.0	68	2	2	2	0
Total.....	20	900	45.0	68	2	2	2	0
Opponents.....	16	689	43.1	72	0	6	7	0

KICKOFFS	No.	Yds	Avg	TB	OB Retn	Net YdLn
Atkins Roberts	21	1139	54.2	0	1	
Dawson Henis	6	326	54.3	1	0	
Total.....	27	1465	54.3	1	1	455 36.7 28
Opponents.....	28	1463	52.2	6	3	242 39.3 25

TERRIERS



2020-21 RESULTS (1-4, 1-4 SOCON; 8TH)

Date	Opponent	W/L	Score	Attendance
Feb 20	MERCER*	W	31-14	1078
Feb 27	at Chattanooga*	L	13-24	0
Mar 13	at Samford*	L	31-37	1176
Mar 27	VMI*	L	31-36	1159
Apr 3	THE CITADEL*	L	24-28	1109

* Southern Conference game

2020-21 TEAM GAME-BY-GAME

Date	Opponent	Rushing				Receiving				Passing				Kick returns				Punt returns				Total off
		No.	Yds	TD	Lg	No.	Yds	TD	Lg	Cmp-Att-Int	Yds	TD	Lg	No	Yds	TD	Lg	No	Yds	TD	Lg	
Feb 20	MERCER	42	201	4	21	12	173	0	36	12-19-0	173	0	36	1	13	0	13	0	0	0	0	374
Feb 27	at Chattanooga	39	158	1	38	8	51	0	18	8-15-1	51	0	18	4	37	0	19	1	0	0	0	209
Mar 13	at Samford	51	272	2	43	14	218	2	45	14-24-2	218	2	45	0	0	0	0	1	0	0	0	490
Mar 27	VMI	48	270	2	22	10	170	1	75	10-23-0	170	1	75	5	155	1	100	1	3	0	3	440
Apr 03	THE CITADEL	52	270	2	34	8	72	1	26	8-11-1	72	1	26	2	37	0	24	1	0	0	0	342
	Totals	232	1171	11	43	52	684	4	75	52-92-4	684	4	75	12	242	1	100	4	3	0	3	1855
	Opponent	202	760	11	64	77	1142	7	52	77-125-2	1142	7	52	21	455	0	70	9	95	0	32	1902

Games played: 5
 Avg per rush: 5.0
 Avg per catch: 13.2
 Pass efficiency: 124.63
 Kick ret avg: 20.2
 Punt ret avg: 0.8
 All purpose avg/game: 420.0
 Total offense avg/gm: 371.0

Date	Opponent	Tackles				Sacks		Fumble		Pass defense			Blkd Kick	PAT attempts			Saf	Pts
		Solo	Asst	Total	TFL-Yds	No-Yds	FF	FR-Yds	Int-Yds	QBH	Brk	Att-Mad		Run	Rcv			
Feb 20	MERCER	41	18	59	5.0-10	3.0-26	2	3-0	0-0	6	4	0	4-4	0	0	0	0	31
Feb 27	at Chattanooga	32	34	66	4.0-20	1.0-12	0	0-0	0-0	2	3	0	1-1	0	0	0	0	13
Mar 13	at Samford	35	62	97	3.0-24	2.0-19	0	0-0	1-0	2	5	0	4-4	0	0	0	0	31
Mar 27	VMI	43	24	67	5.0-18	1.0-10	0	0-0	0-0	1	0	0	4-4	0	0	0	0	31
Apr 03	THE CITADEL	32	34	66	2.0-2	0.0-0	1	1-0	1-0	0	0	0	3-3	0	0	0	0	24
	Totals	183	172	355	19.0-74	7.0-67	3	4-0	2-0	11	12	0	16-16	0	0	0	0	130
	Opponent	194	154	348	34.0-114	7.0-49	3	3-0	4-56	8	9	0	17-16	0	0	0	0	139

Date	Opponent	Punting							Field goals			Kickoffs						
		No	Yds	Avg	Long	Blkd	TB	FC	50+	I20	Att-Made	Lg	Blkd	No	Yds	Avg	TB	OB
Feb 20	MERCER	5	202	40.4	52	0	0	1	1	1	1-1	25	0	6	326	54.3	1	0
Feb 27	at Chattanooga	2	95	47.5	53	0	0	1	1	0	2-2	37	0	4	219	54.8	0	0
Mar 13	at Samford	6	266	44.3	53	0	0	0	1	0	1-1	28	0	6	322	53.7	0	1
Mar 27	VMI	5	243	48.6	68	0	1	0	3	1	1-1	30	0	6	318	53.0	0	0
Apr 03	THE CITADEL	2	94	47.0	59	0	1	0	1	0	1-1	0	0	5	280	56.0	0	0
	Totals	20	900	45.0	68	0	2	2	7	2	6-6	37	0	27	1465	54.3	1	1
	Opponent	16	689	43.1	72	0	0	6	2	7	7-5	41	0	28	1463	52.2	6	3



WOFFORD

WOFFORD VS. 2021 OPPONENTS

Wofford 27, Elon 11

At ELON: WOF leads 11-4
At WOF: WOF leads 16-7
Tony Trisciani vs. WOF: 0-0
Josh Conklin vs. ELON: 1-0
Last ELON win: 34-6 in 2009
Last WOF win: 19-7 in 2018
Longest ELON streak: 2, twice
Longest WOF streak: 7 (1921-70)
Last 10 meetings: WOF leads 8-2
Current streak: WOF has won five
Largest ELON win: 34-6 in 2009
Largest WOF win: 45-7 in 2003

Year	Winner	Score	Site
1921	WOF	20-7	Spartanburg, S.C.
1952	WOF	20-0	Spartanburg, S.C.
1953	WOF	33-0	Spartanburg, S.C.
1958	WOF	22-16	Burlington, N.C.
1959	WOF	14-0	Spartanburg, S.C.
1961	WOF	20-12	Spartanburg, S.C.
1970	WOF	36-12	Spartanburg, S.C.
1971	ELON	7-6	Spartanburg, S.C.
1972	WOF	17-0	Burlington, N.C.
1973	ELON	33-25	Spartanburg, S.C.
1974	ELON	13-7	Burlington, N.C.
1975	WOF	9-7	Spartanburg, S.C.
1976	ELON	14-0	Burlington, N.C.
1977	WOF	24-14	Spartanburg, S.C.
1978	ELON	14-6	Spartanburg, S.C.
1982	WOF	38-7	Spartanburg, S.C.
1983	ELON	19-14	Burlington, N.C.
1984	ELON	28-10	Spartanburg, S.C.
1985	WOF	26-20	Burlington, N.C.
1990	WOF	26-7	Greensboro, N.C.
1991	WOF	21-14	Spartanburg, S.C.
1992	ELON	41-27	Burlington, N.C.
1993	WOF	18-7	Spartanburg, S.C.
1994	WOF	21-17	Burlington, N.C.
1995	ELON	20-16	Spartanburg, S.C.
2002	WOF	34-9	Elon, N.C.
2003	WOF	45-7	Spartanburg, S.C.
2004	WOF	27-13	Elon, N.C.
2005	WOF	14-9	Spartanburg, S.C.
2006	WOF	35-21	Elon, N.C.
2007	ELON	24-13	Spartanburg, S.C.
2008	WOF	55-20	Elon, N.C.
2009	ELON	34-6	Spartanburg, S.C.
2010	WOF	28-21	Elon, N.C.
2011	WOF	48-28	Spartanburg, S.C.
2012	WOF	49-24	Elon, N.C.
2013	WOF	31-27	Spartanburg, S.C.
2018*	WOF	19-7	Spartanburg, S.C.

*NCAA Playoffs

Largest VMI win: 37-0 in 1927

Largest WOF win: 55-10 in 1999; 59-14 in 2001, 2018

Year	Winner	Score	Site
1924	VMI	33-0	Lexington, Va.
1925	VMI	9-0	Lexington, Va.
1926	VMI	20-0	Lexington, Va.
1927	VMI	37-0	Lexington, Va.
1936	VMI	19-0	Lexington, Va.
1951	VMI	29-6	Lexington, Va.
1987	VMI	27-11	Lexington, Va.
1988	VMI	18-17	Lexington, Va.
1992	VMI	44-13	Lexington, Va.
1997	WOF	23-13	Spartanburg, S.C.
1998	WOF	42-20	Lexington, Va.
1999	WOF	55-10	Spartanburg, S.C.
2000	WOF	45-28	Lexington, Va.
2001	WOF	59-14	Spartanburg, S.C.
2002	VMI	27-16	Lexington, Va.
2004	WOF	19-18	Lexington, Va.
2005	WOF	38-23	Spartanburg, S.C.
2014	WOF	38-3	Spartanburg, S.C.
2015	WOF	41-20	Lexington, Va.
2016	WOF	17-0	Spartanburg, S.C.
2017	WOF	45-14	Lexington, Va.
2018	WOF	59-14	Spartanburg, S.C.
2019	WOF	51-36	Lexington, Va.
2020-21	VMI	36-31	Spartanburg, S.C.

Wofford 15, ETSU 13

At ETSU: WOF leads 8-7
At WOF: WOF leads 7-6
Randy Sanders vs. WOF: 0-2
Josh Conklin vs. ETSU: 2-0
Last ETSU win: 45-24 in 1998
Last WOF win: 35-17 in 2019
Longest ETSU streak: 5 (1962-66)
Longest WOF streak: 9 (1999-19)
Last 10 meetings: WOF leads 9-1
Current streak: WOF has won nine
Largest ETSU win: 52-3 in 1986
Largest WOF win: 31-0 in 2016

Year	Winner	Score	Site
1957	WOF	18-13	Johnson City, Tenn.
1958	ETSU	24-20	Spartanburg, S.C.
1959	ETSU	18-8	Johnson City, Tenn.
1960	WOF	21-13	Spartanburg, S.C.
1961	WOF	33-26	Spartanburg, S.C.
1962	ETSU	29-4	Johnson City, Tenn.
1963	ETSU	32-20	Spartanburg, S.C.
1964	ETSU	14-0	Johnson City, Tenn.
1965	ETSU	20-6	Spartanburg, S.C.
1966	ETSU	42-6	Johnson City, Tenn.
1980	WOF	16-9	Johnson City, Tenn.
1981	ETSU	34-8	Spartanburg, S.C.
1982	WOF	34-20	Johnson City, Tenn.
1986	ETSU	52-3	Johnson City, Tenn.

#SoConFB

Kennesaw State 2, Wofford 0

At KSU: KSU leads 1-0
At WOF: KSU leads 1-0
Brian Bohannon vs. WOF: 2-0
Josh Conklin vs. KSU: 0-2
Last KSU win: 28-21 in 2019
Last WOF win: N/A
Longest KSU streak: 2 (2018-19)
Longest WOF streak: N/A
Last 10 meetings: KSU leads 2-0
Current streak: KSU has won two
Largest KSU win: 28-21 in 2019
Largest WOF win: N/A

Year	Winner	Score	Site
2018*	KSU	13-10	Kennesaw, Ga.
2019*	KSU	28-21	Spartanburg, S.C.

Wofford 13, VMI 11

At VMI: VMI leads 10-5
At WOF: WOF leads 8-1
Scott Wachenheim vs. WOF: 1-5
Josh Conklin vs. VMI: 2-1
Last VMI win: 36-31 in 2020-21
Last WOF win: 51-36 in 2019
Longest VMI streak: 9 (1924-92)
Longest WOF streak: 8 (2004-19)
Last 10 meetings: WOF leads 8-2
Current streak: VMI has won one



WOFFORD DEFENSIVE LINEMAN MICHEAL MASON



WOFFORD VS. 2021 OPPONENTS

1987	ETSU	10-6	Spartanburg, S.C.
1988	ETSU	21-7	Johnson City, Tenn.
1990	WOF	64-46	Johnson City, Tenn.
1997	ETSU	31-28	Spartanburg, S.C.
1998	ETSU	45-24	Johnson City, Tenn.
1999	WOF	38-14	Spartanburg, S.C.
2000	WOF	35-31	Johnson City, Tenn.
2001	WOF	24-3	Spartanburg, S.C.
2002	WOF	39-10	Johnson City, Tenn.
2003	WOF	28-14	Spartanburg, S.C.
2016	WOF	31-0	Spartanburg, S.C.
2017	WOF	31-24	Johnson City, Tenn.
2018	WOF	30-17	Spartanburg, S.C.
2019	WOF	35-17	Johnson City, Tenn.

Furman 54, Wofford 33, 7 ties

At FUR: FUR leads 34-11-5

At WOF: WOF leads 22-20-2

Clay Hendrix vs. WOF: 1-3

Josh Conklin vs. FUR: 1-1

Last FUR win: 34-14 in 2018

Last WOF win: 24-7 in 2019

Longest FUR streak: 19 (1917-47)

Longest WOF streak: 6 (1968-71)

Last 10 meetings: WOF leads 6-4

Current streak: WOF has won one

Largest FUR win: 69-0 in 1920

Largest WOF win: 44-0 in 1895

Year	Winner	Score	Site
1889	WOF	5-1	Spartanburg, S.C.
1889	WOF	2-1	Greenville, S.C.
1890	FUR	12-0	Spartanburg, S.C.
1890	FUR	28-2	Greenville, S.C.
1893	FUR	18-4	Greenville, S.C.
1895	WOF	44-0	Spartanburg, S.C.
1896	WOF	6-0	Spartanburg, S.C.
1900	Tie	0-0	Spartanburg, S.C.
1900	WOF	6-5	Greenville, S.C.
1901	FUR	17-0	Greenville, S.C.
1914	FUR	19-12	Greenville, S.C.
1915	FUR	25-0	Greenville, S.C.
1916	WOF	9-7	Spartanburg, S.C.
1917	FUR	18-3	Greenville, S.C.
1918	FUR	7-0	Spartanburg, S.C.
1919	FUR	7-6	Greenville, S.C.
1920	FUR	69-0	Spartanburg, S.C.
1921	FUR	62-0	Greenville, S.C.
1922	FUR	41-0	Spartanburg, S.C.
1928	FUR	26-0	Greenville, S.C.
1929	FUR	25-6	Spartanburg, S.C.
1930	FUR	14-0	Spartanburg, S.C.
1931	FUR	20-0	Greenville, S.C.
1932	FUR	24-0	Spartanburg, S.C.
1933	FUR	38-0	Greenville, S.C.
1934	FUR	13-0	Spartanburg, S.C.
1935	FUR	29-0	Greenville, S.C.
1936	FUR	31-0	Spartanburg, S.C.
1937	FUR	58-0	Greenville, S.C.
1941	FUR	40-19	Greenville, S.C.
1946	FUR	31-0	Greenville, S.C.
1947	FUR	20-6	Spartanburg, S.C.
1948	Tie	7-7	Greenville, S.C.
1950	Tie	13-13	Greenville, S.C.
1951	WOF	14-12	Spartanburg, S.C.
1952	FUR	29-21	Greenville, S.C.
1953	FUR	7-6	Spartanburg, S.C.
1954	WOF	19-0	Greenville, S.C.
1955	WOF	27-6	Spartanburg, S.C.
1956	WOF	18-6	Greenville, S.C.
1957	WOF	13-12	Spartanburg, S.C.
1958	FUR	40-39	Greenville, S.C.
1959	WOF	6-3	Spartanburg, S.C.
1960	FUR	41-26	Greenville, S.C.
1961	FUR	12-7	Spartanburg, S.C.
1962	FUR	34-21	Greenville, S.C.
1963	FUR	21-19	Spartanburg, S.C.
1964	WOF	21-14	Greenville, S.C.
1965	WOF	35-13	Spartanburg, S.C.
1966	Tie	15-15	Greenville, S.C.
1967	FUR	21-20	Spartanburg, S.C.
1968	WOF	13-7	Spartanburg, S.C.
1968	WOF	21-7	Greenville, S.C.
1969	WOF	49-7	Spartanburg, S.C.

1969	WOF	31-21	Greenville, S.C.
1970	WOF	28-13	Greenville, S.C.
1971	WOF	27-0	Spartanburg, S.C.
1972	FUR	24-7	Greenville, S.C.
1973	FUR	21-19	Spartanburg, S.C.
1974	FUR	21-20	Greenville, S.C.
1975	Tie	14-14	Spartanburg, S.C.
1976	FUR	56-14	Greenville, S.C.
1977	WOF	13-7	Spartanburg, S.C.
1978	FUR	36-12	Greenville, S.C.
1979	WOF	27-17	Spartanburg, S.C.
1980	Tie	14-14	Greenville, S.C.
1989	FUR	42-7	Greenville, S.C.
1993	Tie	14-14	Greenville, S.C.
1995	FUR	38-0	Greenville, S.C.
1996	FUR	33-3	Greenville, S.C.
1997	FUR	28-7	Greenville, S.C.
1998	WOF	40-20	Spartanburg, S.C.
1999	FUR	30-3	Greenville, S.C.
2000	FUR	27-18	Spartanburg, S.C.
2001	FUR	45-14	Greenville, S.C.
2002	FUR	23-21	Spartanburg, S.C.
2003	WOF	7-6	Greenville, S.C.
2004	FUR	31-24	Spartanburg, S.C.
2005	FUR	34-21	Greenville, S.C.
2006	FUR	35-21	Spartanburg, S.C.
2007	WOF	45-20	Greenville, S.C.
2008	WOF	35-10	Spartanburg, S.C.
2009	FUR	58-21	Greenville, S.C.
2010	WOF	38-17	Spartanburg, S.C.
2011	FUR	26-21	Greenville, S.C.
2012	WOF	20-17	Spartanburg, S.C.
2013	FUR	27-14	Greenville, S.C.
2014	FUR	31-14	Greenville, S.C.
2015	WOF	38-28	Spartanburg, S.C.
2016	WOF	34-27	Greenville, S.C.
2017	WOF	24-23	Spartanburg, S.C.
2017*	WOF	28-10	Spartanburg, S.C.
2018	FUR	34-14	Greenville, S.C.
2019	WOF	24-7	Spartanburg, S.C.

Samford 13, Wofford 5

At SAM: SAM leads 7-3

At WOF: SAM leads 6-2

Chris Hatcher vs. WOF: 7-1 (2-1 GSU, 6-0 SAM)

Josh Conklin vs. SAM: 0-3

Last SAM win: 37-31 in 2020-21

Last WOF win: 24-20 in 2014

Longest SAM streak: 6 (2015-21)

Longest WOF streak: 2 (2010-11)

Last 10 meetings: SAM leads 8-2

Current streak: SAM has won six

Largest SAM win: 30-14 in 1972

Largest WOF win: 28-7 in 2008

Year	Winner	Score	Site
1949	WOF	27-13	Spartanburg, S.C.
1961	SAM	16-13	Spartanburg, S.C.
1962	SAM	34-28	Birmingham, Ala.
1972	SAM	30-14	Birmingham, Ala.
1996	SAM	20-14 (OT)	Birmingham, Ala.
2008	WOF	28-7	Birmingham, Ala.
2009	SAM	27-24	Spartanburg, S.C.
2010	WOF	10-3	Birmingham, Ala.
2011	WOF	38-23	Spartanburg, S.C.
2012	SAM	24-17 (2OT)	Birmingham, Ala.
2013	SAM	34-27	Spartanburg, S.C.
2014	WOF	24-20	Birmingham, Ala.
2015	SAM	37-27	Spartanburg, S.C.
2016	SAM	28-26	Birmingham, Ala.
2017	SAM	24-21	Spartanburg, S.C.
2018	SAM	35-20	Birmingham, Ala.
2019	SAM	21-14	Spartanburg, S.C.
2020-21	SAM	37-31	Birmingham, Ala.

Wofford 7, Mercer 6

At MER: MER leads 4-3

At WOF: WOF leads 4-2

Drew Cronin vs. WOF: 0-1

Josh Conklin vs. MER: 3-0

Last MER win: 20-14 in 1941

Last WOF win: 31-14 in 2020-21

Longest MER streak: 6 (1915-41)

Longest WOF streak: 7 (2014-21)

Last 10 meetings: WOF leads 7-3

Current streak: WOF has won seven

Largest MER win: 25-7 in 1931

Largest WOF win: 41-7 in 2019

Year	Winner	Score	Site
1915	MER	13-6	Macon, Ga.
1924	MER	16-0	Macon, Ga.
1931	MER	25-7	Spartanburg, S.C.
1938	MER	14-0	Macon, Ga.
1939	MER	12-0	Spartanburg, S.C.
1941	MER	20-14	Macon, Ga.
2014	WOF	34-6	Spartanburg, S.C.
2015	WOF	34-33 (OT)	Macon, Ga.
2016	WOF	31-21	Spartanburg, S.C.
2017	WOF	28-27	Macon, Ga.
2018	WOF	42-21	Spartanburg, S.C.
2019	WOF	41-7	Macon, Ga.
2020-21	WOF	31-14	Spartanburg, S.C.

Wofford 28, Western Carolina 14

At WCU: WOF leads 11-10

At WOF: WOF leads 16-4

At neutral sites: WOF leads 1-0

Kerwin Bell vs. WOF: 0-0

Josh Conklin vs. WCU: 2-0

Last WCU win: 24-17 in 2015

Last WOF win: 59-7 in 2019

Longest WCU streak: 8 (1977-96)

Longest WOF streak: 8 (2006-13)

Last 10 meetings: WOF leads 8-2

Current streak: WOF has won four

Largest WCU win: 41-6 in 1977; 56-21 in 1979

Largest WOF win: 59-7 in 2019

Year	Winner	Score	Site
1952	WOF	20-13	Spartanburg, S.C.
1953	WOF	7-6	Cullowhee, N.C.
1955	WOF	21-7	Spartanburg, S.C.
1956	WOF	39-7	Spartanburg, S.C.
1957	WOF	28-7	Spartanburg, S.C.
1958	WOF	29-15	Asheville, N.C.
1970	WOF	29-22	Spartanburg, S.C.
1971	WCU	31-13	Cullowhee, N.C.
1974	WCU	21-9	Spartanburg, S.C.
1975	WOF	23-14	Cullowhee, N.C.
1976	WOF	10-6	Spartanburg, S.C.
1977	WCU	41-6	Cullowhee, N.C.
1978	WCU	26-11	Spartanburg, S.C.
1979	WCU	56-21	Cullowhee, N.C.
1981	WCU	37-30	Spartanburg, S.C.
1982	WCU	36-17	Cullowhee, N.C.
1983	WCU	37-20	Cullowhee, N.C.
1984	WCU	31-0	Cullowhee, N.C.
1996	WCU	24-6	Cullowhee, N.C.
1997	WOF	17-7	Cullowhee, N.C.
1998	WOF	17-10	Spartanburg, S.C.
1999	WOF	35-21	Cullowhee, N.C.
2000	WOF	40-31	Spartanburg, S.C.
2001	WCU	31-28	Cullowhee, N.C.
2002	WOF	31-24	Spartanburg, S.C.
2003	WOF	38-6	Cullowhee, N.C.
2004	WOF	15-12	Spartanburg, S.C.
2005	WCU	24-0	Cullowhee, N.C.
2006	WCU	35-7	Spartanburg, S.C.
2007	WOF	47-44	Cullowhee, N.C.
2008	WOF	42-14	Spartanburg, S.C.
2009	WOF	35-26	Cullowhee, N.C.
2010	WOF	45-14	Spartanburg, S.C.
2011	WOF	42-24	Cullowhee, N.C.
2012	WOF	49-20	Spartanburg, S.C.
2013	WOF	21-17	Cullowhee, N.C.
2014	WCU	26-14	Cullowhee, N.C.
2015	WCU	24-17	Spartanburg, S.C.
2016	WOF	31-19	Cullowhee, N.C.
2017	WOF	35-28 (OT)	Spartanburg, S.C.
2018	WOF	38-23	Cullowhee, N.C.
2019	WOF	59-7	Spartanburg, S.C.

Wofford 15, Chattanooga 12

At UTC: UTC leads 9-6

At WOF: WOF leads 9-3

Rusty Wright vs. WOF: 1-1

Josh Conklin vs. UTC: 2-1



WOFFORD

WOFFORD VS. 2021 OPPONENTS

Last UTC win: 24-13 in 2020-21
Last WOF win: 35-34 (OT) in 2019
Longest UTC streak: 5 (1927-98)
Longest WOF streak: 4 (2016-19)
Last 10 meetings: WOF leads 6-4
Current streak: UTC has won one
Largest UTC win: 38-7 in 1927
Largest WOF win: 55-0 in 2006

Year	Winner	Score	Site
1927	UTC	38-7	Chattanooga, Tenn.
1968	UTC	35-14	Spartanburg, S.C.
1969	UTC	28-23	Chattanooga, Tenn.
1997	UTC	20-17	Chattanooga, Tenn.
1998	UTC	31-3	Spartanburg, S.C.
1999	WOF	41-34	Chattanooga, Tenn.
2000	WOF	41-33	Spartanburg, S.C.
2001	UTC	29-26	Chattanooga, Tenn.
2002	WOF	27-21 (OT)	Spartanburg, S.C.
2003	WOF	42-14	Chattanooga, Tenn.
2004	WOF	56-21	Spartanburg, S.C.
2005	UTC	25-13	Chattanooga, Tenn.
2006	WOF	55-0	Spartanburg, S.C.
2007	WOF	42-16	Chattanooga, Tenn.
2008	WOF	56-7	Spartanburg, S.C.
2009	UTC	38-9	Chattanooga, Tenn.
2010	WOF	45-14	Spartanburg, S.C.
2011	WOF	28-27	Chattanooga, Tenn.
2012	WOF	16-13 (OT)	Spartanburg, S.C.
2013	UTC	20-10	Chattanooga, Tenn.
2014	UTC	31-13	Chattanooga, Tenn.
2015	UTC	20-17	Spartanburg, S.C.
2016	WOF	36-28	Chattanooga, Tenn.
2017	WOF	24-21 (2OT)	Spartanburg, S.C.
2018	WOF	21-10	Chattanooga, Tenn.
2019	WOF	35-34 (OT)	Spartanburg, S.C.
2020-21	UTC	24-13	Chattanooga, Tenn.

The Citadel 43, Wofford 30, 1 tie
At CIT: CIT leads 28-14-1
At WOF: WOF leads 16-12
At neutral sites: CIT leads 3-0
Brent Thompson vs. WOF: 2-4
Josh Conklin vs. CIT: 2-1
Last CIT win: 28-24 in 2020-21
Last WOF win: 31-11 in 2019
Longest CIT streak: 15 (1959-90)
Longest WOF streak: 16 (1999-14)
Last 10 meetings: WOF leads 7-3
Current streak: CIT has won one
Largest CIT win: 41-0 in 1936
Largest WOF win: 43-14 in 2011

Year	Winner	Score	Site
1916	CIT	37-0	Charleston, S.C.
1919	WOF	12-0	Spartanburg, S.C.
1920	CIT	19-0	Charleston, S.C.
1921	CIT	28-0	Charleston, S.C.
1923	CIT	9-0	Spartanburg, S.C.
1924	CIT	19-0	Charleston, S.C.
1926	CIT	6-0	Spartanburg, S.C.
1927	Tie	6-6	Charleston, S.C.
1928	WOF	9-7	Spartanburg, S.C.
1929	CIT	7-0	Spartanburg, S.C.
1930	CIT	7-6	Spartanburg, S.C.
1931	CIT	28-7	Charleston, S.C.
1932	CIT	13-0	Spartanburg, S.C.
1933	CIT	14-0	Charleston, S.C.
1934	CIT	18-7	Spartanburg, S.C.
1935	CIT	20-7	Charleston, S.C.
1936	CIT	41-0	Augusta, S.C.
1937	CIT	38-0	Spartanburg, S.C.
1938	CIT	27-0	Charleston, S.C.
1939	CIT	21-2	Wilmington, S.C.
1940	CIT	7-3	Orangeburg, S.C.
1941	CIT	42-7	Charleston, S.C.
1949	WOF	21-7	Spartanburg, S.C.
1954	CIT	14-13	Spartanburg, S.C.
1955	WOF	27-7	Spartanburg, S.C.
1956	WOF	23-19	Spartanburg, S.C.
1957	WOF	34-0	Spartanburg, S.C.
1958	WOF	18-6	Spartanburg, S.C.
1959	CIT	40-8	Spartanburg, S.C.
1967	CIT	17-7	Charleston, S.C.
1975	CIT	16-7	Charleston, S.C.

1977	CIT	7-0	Charleston, S.C.
1978	CIT	35-17	Charleston, S.C.
1979	CIT	49-30	Charleston, S.C.
1980	CIT	35-3	Charleston, S.C.
1981	CIT	24-14	Charleston, S.C.
1982	CIT	21-14	Charleston, S.C.
1984	CIT	23-16	Charleston, S.C.
1985	CIT	42-28	Charleston, S.C.
1986	CIT	20-6	Charleston, S.C.
1987	CIT	38-0	Charleston, S.C.
1989	CIT	42-21	Charleston, S.C.
1990	CIT	48-14	Charleston, S.C.
1991	WOF	15-12	Charleston, S.C.
1992	CIT	30-13	Charleston, S.C.
1993	WOF	20-6	Charleston, S.C.
1994	CIT	31-3	Charleston, S.C.
1995	CIT	27-10	Charleston, S.C.
1996	WOF	26-21	Charleston, S.C.
1997	CIT	7-3	Charleston, S.C.
1998	CIT	20-14	Spartanburg, S.C.
1999	WOF	47-16	Charleston, S.C.
2000	WOF	31-10	Spartanburg, S.C.
2001	WOF	13-0	Charleston, S.C.
2002	WOF	27-14	Spartanburg, S.C.
2003	WOF	42-16	Charleston, S.C.

2004	WOF	38-17	Spartanburg, S.C.
2005	WOF	28-10	Charleston, S.C.
2006	WOF	28-20	Spartanburg, S.C.
2007	WOF	28-7	Charleston, S.C.
2008	WOF	33-28	Spartanburg, S.C.
2009	WOF	43-17	Charleston, S.C.
2010	WOF	35-0	Spartanburg, S.C.
2011	WOF	43-14	Charleston, S.C.
2012	WOF	24-21	Spartanburg, S.C.
2013	WOF	21-10	Charleston, S.C.
2014	WOF	17-13	Spartanburg, S.C.
2015	CIT	39-12	Charleston, S.C.
2016	CIT	24-21 (OT)	Spartanburg, S.C.
2016*	WOF	17-3	Charleston, S.C.
2017	WOF	20-16	Charleston, S.C.
2018	WOF	28-21	Spartanburg, S.C.
2019	WOF	31-11	Charleston, S.C.
2020-21	CIT	28-24	Spartanburg, S.C.

* NCAA Playoffs
 North Carolina 0, Wofford 0
 First meeting
Mack Brown vs. WOF: 0-0
Josh Conklin vs. UNC: 0-0



WOFFORD QUARTERBACK JIMMY WEIRICK

#SoConFB



WOFFORD YEAR-BY-YEAR

Year	Overall	SoCon	Place	Coach
1889	2 0 0			Edwin Kerrison
1890	0 2 0			
1891-92	No team			
1893	0 1 0			
1894	0 1 0			
1895	3 1 0			William Wertebaker
1896	2 2 0			
1897-99	No team			
1900	1 2 1			
1901	2 3 0			J. Norman Walker
1902-13	No team			
1914	1 6 1			Curtis McCoy
1915	3 5 0			Harvey Hester
1916	2 6 0			Leslie Moser
1917	5 4 0			Leslie Moser
1918	0 3 0			Bernard Peters
1919	3 2 1			J.P. (Rip) Major
1920	0 8 1			John F. Gorsuch
1921	2 7 0			John R. Kilroy
1922	2 7 0			J.P. (Rip) Major
1923	6 3 0			J.P. (Rip) Major
1924	3 7 0			J.P. (Rip) Major
1925	3 7 0			J.P. (Rip) Major
1926	2 8 0			J.P. (Rip) Major
1927	2 4 3			Tommy Scaffie
1928	7 2 1			Tommy Scaffie
1929	3 6 0			Tommy Scaffie
1930	2 9 0			Tommy Scaffie
1931	4 5 0			Tommy Scaffie
1932	3 6 1			Tommy Scaffie
1933	3 6 0			Tommy Scaffie
1934	4 4 1			Jules Carson
1935	4 4 1			Jules Carson
1936	1 7 1			Jules Carson
1937	2 7 0			Jules Carson
1938	0 8 1			Jules Carson
1939	1 5 3			Jules Carson
1940	3 4 2			Jules Carson
1941	4 6 0			Jules Carson
1942	2 5 0			Ted Petosky
1943-45	No team			
1946	1 8 0			Ted Petosky
1947	6 5 0			Phil Dickens
1948	4 0 5			Phil Dickens
1949	11 1 0			Phil Dickens
1950	7 2 1			Phil Dickens
1951	6 3 1			Phil Dickens
1952	6 5 0			Phil Dickens
1953	6 4 1			Conley Snidow
1954	8 2 0			Conley Snidow
1955	7 4 0			Conley Snidow
1956	7 3 0			Conley Snidow
1957	8 2 0			Conley Snidow
1958	3 7 0			Conley Snidow
1959	5 5 0			Conley Snidow
1960	5 3 0			Conley Snidow
1961	5 4 2			Conley Snidow
1962	2 8 0			Conley Snidow
1963	4 6 0			Conley Snidow
1964	6 4 0			Conley Snidow
1965	5 4 0			Conley Snidow
1966	6 3 1			Conley Snidow
1967	4 6 0			Jim Brakefield
1968	4 7 0			Jim Brakefield
1969	9 2 0			Jim Brakefield
1970	11 1 0			Jim Brakefield
1971	6 4 0			Jack Peterson
1972	6 4 0			Jack Peterson
1973	4 6 1			Jack Peterson
1974	7 4 0			Steve Satterfield
1975	7 3 1			Steve Satterfield
1976	4 7 0			Steve Satterfield
1977	7 3 1			Buddy Sasser

Year	Overall	SoCon	Place	Coach
1978	3 8 0			Buddy Sasser
1979	5 5 0			Buddy Sasser
1980	7 2 2			Buddy Sasser
1981	6 5 0			Buddy Sasser
1982	8 3 0			Buddy Sasser
1983	6 5 0			Bill Parker
1984	2 9 0			Bill Parker
1985	3 8 0			Rick Gilstrap
1986	4 6 1			Rick Gilstrap
1987	1 10 0			Rick Gilstrap
1988	5 5 0			Mike Ayers
1989	6 5 0			Mike Ayers
1990	9 3 0			Mike Ayers
1991	9 3 0			Mike Ayers
1992	6 5 0			Mike Ayers
1993	7 3 1			Mike Ayers
1994	5 6 0			Mike Ayers
1995	4 7 0			Mike Ayers
1996	6 5 0			Mike Ayers
1997	3 7 0	2 6 0	8th	Mike Ayers
1998	4 7 0	3 5 0	7th	Mike Ayers
1999	6 5 0	5 3 0	4th	Mike Ayers
2000	7 4 0	5 3 0	4th	Mike Ayers
2001	4 7 0	3 5 0	6th	Mike Ayers
2002	9 3 0	6 2 0	t-2nd	Mike Ayers
2003	12 2 0	8 0 0	1st	Mike Ayers
2004	8 3 0	4 3 0	t-3rd	Mike Ayers
2005	6 5 0	3 4 0	t-5th	Mike Ayers
2006	7 4 0	5 2 0	3rd	Mike Ayers
2007	9 4 0	5 2 0	t-1st	Mike Ayers
2008	9 3 0	7 1 0	2nd	Mike Ayers
2009	3 8 0	2 6 0	t-7th	Mike Ayers
2010	10 3 0	7 1 0	t-1st	Mike Ayers
2011	8 4 0	6 2 0	t-2nd	Mike Ayers
2012	9 4 0	6 2 0	t-1st	Mike Ayers
2013	5 6 0	4 4 0	t-4th	Mike Ayers
2014	6 5 0	4 3 0	4th	Mike Ayers
2015	5 6 0	3 4 0	t-4th	Mike Ayers
2016	10 4 0	6 2 0	t-2nd	Mike Ayers
2017	10 3 0	7 1 0	1st	Mike Ayers
2018	9 4 0	6 2 0	t-1st	Josh Conklin
2019	8 4 0	7 1 0	1st	Josh Conklin
2020-21	1 4 0	1 4 0	8th	Josh Conklin
Total	544-515-36	115-68-0		

ALL-TIME WOFFORD COACHES

Coach	Seasons	Years	W	L	T	Pct.
Edwin Kerrison	1889	1	2	0	0	1.00
William Wertebaker	1895	1	3	1	0	.750
J. Norman Walker	1901	1	2	3	0	.400
Curtis McCoy	1914	1	1	6	1	.188
Harvey Hester	1915	1	3	5	0	.375
Leslie Moser	1916-17	2	7	10	0	.412
Bernard Peters	1918	1	0	3	0	.000
J.P. (Rip) Major	1919, 1922-26	6	19	34	1	.361
John F. Gorsuch	1920	1	0	8	1	.056
John R. Gilroy	1921	1	2	7	0	.222
Tommy Scaffie	1927-33	7	24	38	5	.396
Jules Carson	1934-41	8	19	45	9	.322
Ted Petosky	1942, 1946	2	3	13	0	.188
Phil Dickens	1947-52	6	40	16	7	.690
Conley Snidow	1953-66	14	77	59	4	.564
Jim Brakefield	1967-70	4	28	16	0	.636
Jack Peterson	1971-73	3	16	14	1	.532
Steve Satterfield	1974-76	3	18	14	1	.529
Buddy Sasser	1977-82	6	36	26	3	.577
Bill Parker	1983-84	2	8	14	0	.364
Rick Gilstrap	1985-87	3	8	24	1	.258
Mike Ayers	1988-17	30	207	139	1	.598
Josh Conklin	2018-present	3	18	12	0	.600



GIBBS STADIUM (13,000)


2020-21 SOUTHERN CONFERENCE STANDINGS

C/S	Team	CONFERENCE							OVERALL						
		W-L	Pct.	PF	PA	Home	Road	Streak	W-L	Pct.	PF	PA	Home	Road	Streak
12/12	VMI	6-1	0.857	210	143	3-1	3-0	W1	6-2	0.750	234	174	3-1	3-1	L1
	Chattanooga	3-1	0.750	97	90	1-1	2-0	L1	3-2	0.600	107	103	1-1	2-1	L1
24/21	ETSU	4-2	0.667	126	113	2-1	2-1	L1	4-2	0.667	126	113	2-1	2-1	L1
	Mercer	5-3	0.625	217	227	4-0	1-3	L1	5-6	0.455	265	330	4-1	1-5	L1
	Samford	4-3	0.571	282	191	3-1	1-2	W2	4-3	0.571	282	191	3-1	1-2	W2
	Furman	3-4	0.429	148	143	2-1	1-3	L3	3-4	0.429	148	143	2-1	1-3	L3
	The Citadel	2-6	0.250	165	233	1-3	1-3	L1	2-10	0.167	194	360	1-4	1-6	L1
	Wofford	1-4	0.200	130	139	1-2	0-2	L4	1-4	0.200	130	139	1-2	0-2	L4
	Western Carolina	1-5	0.167	107	203	1-1	0-4	L2	1-8	0.111	147	359	1-1	0-7	L2

C - AFCA FCS Coaches Poll; S - Stats Perform FCS Poll



2020-21 NCAA Division I Football Championship



All games are on the ESPN App



* Host Institution
All times are Eastern time. Information subject to change.
© 2021 National Collegiate Athletic Association. No commercial use without the NCAA's written permission.



VMI linebacker Stone Snyder had a game-high 12 tackles in the Keydets' 31-24 loss to No. 1 James Madison in the first round of the 2020-21 NCAA Championship. VMI was making its first-ever appearance in the FCS playoffs.



VMI's Jakob Herres had 171 receiving yards and a touchdown catch in the Keydets' loss to No. 1 James Madison in the FCS playoffs.

#SoConFB

2020-21 YEAR IN REVIEW



AFCA FCS COACHES POLL

School (first-place votes)	Record	Points	Previous
1. Sam Houston (21)	10-0	525	4
2. South Dakota State	8-2	504	2
3. James Madison	7-1	459	1
4. Delaware	7-1	448	5
5. North Dakota State	7-3	437	7
6. North Dakota	5-2	407	6
7. Jacksonville State	10-3	385	9
8. Weber State	5-1	373	3
9. Southern Illinois	6-4	365	14
10. Monmouth	3-1	331	10
11. Eastern Washington	5-2	324	8
12. VMI	6-2	312	11
13. Missouri State	5-5	225	17
14. Richmond	3-1	219	13
15. Kennesaw State	4-1	195	15
16. UC Davis	3-2	188	12
17. Murray State	5-2	159	18
18. Villanova	2-2	149	16
19. Alabama A&M	5-0	121	22
20. Southern	5-1	115	19
21. Southeastern Louisiana	4-3	105	21
22. Sacred Heart	3-2	91	NR
23. Nicholls	4-3	84	20
24. ETSU	4-2	75	23
25. Holy Cross	3-1	49	NR

Others receiving votes: Arkansas-Pine Bluff, 47; Davidson, 36; Northern Iowa, 25; Austin Peay, 19; Duquesne, 13; Charleston Southern, 10; **Samford, 8**; UIW, 7; Southeast Missouri State, 6; Northern Arizona, 5; Tarleton, 3; **Mercer, 1**.

STATS PERFORM FCS POLL

School (first-place votes)	Record	Points	Previous
1. Sam Houston (40)	10-0	1,000	4
2. South Dakota State	8-2	958	2
3. James Madison	7-1	918	1
4. Delaware	7-1	859	5
5. North Dakota State	7-3	827	6
6. North Dakota	5-2	783	7
7. Jacksonville State	10-3	732	8
8. Southern Illinois	6-4	706	14
9. Weber State	5-1	705	3
10. Eastern Washington	5-2	630	9
11. Monmouth	3-1	606	10
12. VMI	6-2	572	11
13. Missouri State	5-5	503	12
14. UC Davis	3-2	405	13
15. Richmond	3-1	402	15
16. Villanova	2-2	356	16
17. Kennesaw State	4-1	345	17
t18. Murray State	5-2	247	19
t18. Rhode Island	2-1	247	18
20. Southeastern Louisiana	4-3	223	20
21. ETSU	4-2	155	22
22. Sacred Heart	3-2	154	NR
23. Austin Peay	4-5	153	21
24. Alabama A&M	5-0	152	NR
25. Nicholls	4-3	110	23

Others receiving votes: Holy Cross 64, Northern Iowa 59, Davidson 31, Arkansas-Pine Bluff 30, Southern 19, **Samford 16**, Maine 12, Duquesne 8, UIW 3



Coach Randy Sanders led ETSU to a 4-2 mark and a national ranking in 2020-21.



VMI entered the FCS national rankings for the first time in program history in 2020-21. The Keydets reached as high as No. 10 in both polls.

COACHES ALL-SOCON

Offensive Player of the Year

Liam Welch, Gr., QB, Samford
Jakob Herres, Jr., WR, VMI

Defensive Player of the Year

Jared Folks, Gr., LB, ETSU
Stone Snyder, So., LB, VMI

Freshman of the Year

Seth Morgan, QB, VMI

Jacob Blocking Award

Tre'mond Shorts, R-Jr., OL, ETSU
Cole Strange, Sr., OL, Chattanooga

Coach of the Year

Scott Wachenheim, VMI

First team offense

QB Liam Welch, Gr., Samford
RB Quay Holmes, R-Jr., ETSU
RB Donnavan Spencer, R-Sr., Western Carolina
OL Tre'mond Shorts, R-Jr., ETSU
OL Anderson Tomlin, R-So., Furman
OL McClendon Curtis, Jr., Chattanooga
OL Marshall Gill, Jr., VMI
OL Isaiah Helms, So., Western Carolina
TE Nate Adkins, Jr., ETSU
WR Ty King, So., Samford
WR Jakob Herres, Jr., VMI

First team defense

DL Armond Lloyd, Gr., Samford
DL Devonsha Maxwell, Jr., Chattanooga
DL Jordan Ward, Sr., VMI
DL Micheal Mason, So., Wofford
LB Jared Folks, Gr., ETSU
LB Willie Eubanks III, Sr., The Citadel
LB Donovan Manuel, R-So., ETSU
DB Tyree Robinson, Sr., ETSU
DB Lance Wise, So., Mercer
DB Chris Edmonds, So., Samford
DB AJ Smith, Sr., VMI

First team special teams

PK Mitchell Fineran, Jr., Samford
P Matt Campbell, Jr., The Citadel
RS Montrell Washington, Sr., Samford

Second team offense

QB Reece Udinski, Sr., VMI
RB Devin Wynn, Sr., Furman
RB Deondre Johnson, R-So., Mercer
OL Haden Haas, R-Jr., The Citadel
OL Gavin Orr, Jr., Samford
OL Mike Williams, Sr., Samford
OL Cole Strange, Sr., Chattanooga
OL Nick Hartnett, R-So., VMI
TE Ryan Miller, Jr., Furman
WR Montrell Washington, Sr., Samford
WR Reginald Henderson, Sr., Chattanooga

Second team defense

DL Cameron Coleman, R-So., Furman
DL DJ McDaniel, Jr., Mercer
DL Solomon Zubairu, So., Mercer
DL Nelson Jordan, Jr., Samford
DL Jay Person, So., Chattanooga
LB Isaac Dowling, Fr., Mercer
LB Nathan East, Gr., Samford
LB Ty Boeck, Jr., Chattanooga
LB Stone Snyder, So., VMI
DB Parrish Gordon, Gr., The Citadel
DB Yahsyn McKee, So., Mercer
DB Ethan Caselberry, Jr., VMI
DB Tahir Annoor, So., Wofford

Second team special teams

PK Tyler Keltner, So., ETSU
P Timmy Bleekrode, R-So., Furman
P Caleb Dowden, R-So., Mercer
RS Quay Holmes, R-Jr., ETSU

All-freshman offense

Ben Brockington, The Citadel
Nathan Storch, The Citadel
Fred Norman Jr., ETSU
Noah West, ETSU
Jacob Johannning, Furman
Ethan Dirrim, Mercer
Ty James, Mercer
Carter Peevy, Mercer
Cooper Frazier, Samford
Seth Morgan, VMI
Irvin Mulligan, Wofford

All-freshman defense

Carson Hatchett, The Citadel
Di'Andre Davis, ETSU
Max Evans, ETSU
Alijah Huzzie, ETSU
Nick Kuzemka, Furman
Isaac Dowling, Mercer
Noah Martin, Samford
John Prince, Chattanooga
Quay Wiggles, Chattanooga
Alex Oliver, VMI
Dorian Davis, Western Carolina
Jaquarius Guinn, Western Carolina

All-freshman special teams

Chance Knox, VMI
Jerry Rice, VMI
Paxton Robertson, Western Carolina



ETSU linebacker Jared Folks shared Defensive Player of the Year honors.

MEDIA ALL-SOCON

Roy M. "Legs" Hawley Offensive Player of the Year

Jakob Herres, Jr., WR, VMI

Defensive Player of the Year

Stone Snyder, So., LB, VMI

Freshman of the Year

Carter Peevy, QB, Mercer

Wallace Wade Coach of the Year

Scott Wachenheim, VMI

First team offense

QB Liam Welch, Gr., Samford
RB Quay Holmes, R-Jr., ETSU
RB Donnavan Spencer, R-Sr., Western Carolina
OL Haden Haas, R-Jr., The Citadel
OL Tre'mond Shorts, R-Jr., ETSU
OL Mike Williams, Sr., Samford
OL Marshall Gill, Jr., VMI
OL Nick Hartnett, R-So., VMI
TE Ryan Miller, Jr., Furman
WR Ty King, So., Samford
WR Jakob Herres, Jr., VMI

First team defense

DL Dalton Owens, R-Jr., The Citadel
DL Solomon Zubairu, So., Mercer
DL Devonsha Maxwell, Jr., Chattanooga
DL Micheal Mason, So., Wofford
LB Anthony Britton Jr., So., The Citadel
LB Isaac Dowling, Fr., Mercer
LB Stone Snyder, So., VMI
DB Tyree Robinson, Sr., ETSU
DB Darius Kearse, Sr., Furman
DB Lance Wise, So., Mercer
DB Chris Edmonds, So., Samford

First team special teams

PK Mitchell Fineran, Jr., Samford
P Matt Campbell, Jr., The Citadel
RS Montrell Washington, Sr., Samford

Second team offense

QB Reece Udinski, Sr., VMI
RB Devin Wynn, Sr., Furman
RB Deondre Johnson, R-So., Mercer
OL Anderson Tomlin, R-So., Furman
OL John Harris, R-So., Mercer
OL Gavin Orr, Jr., Samford
OL Cole Strange, Sr., Chattanooga
OL Isaiah Helms, So., Western Carolina
TE Michael Vice, So., Samford
WR A.J. Toney, So., Samford
WR Montrell Washington, Sr., Samford

Second team defense

DL Carson Hatchett, Fr., The Citadel
DL Nelson Jordan, Jr., Samford
DL Armond Lloyd, Gr., Samford
DL Jay Person, So., Chattanooga
DL Jordan Ward, Sr., VMI
LB Jared Folks, Gr., ETSU
LB Connor Riddle, R-Sr., VMI
LB Ty Harris, Sr., Western Carolina
DB Alijah Huzzie, R-Fr., ETSU
DB AJ Smith, Sr., VMI
DB Ethan Caselberry, Jr., VMI
DB Ronald Kent Jr., Jr., Western Carolina

Second team special teams

PK Tyler Keltner, So., ETSU
P Timmy Bleekrode, R-So., Furman
RS Quay Holmes, R-Jr., ETSU

HONORS AND AWARDS

SoCon Players of the Week

- F22** O – Quay Holmes, RB, ETSU
D – Donovan Manuel, LB, ETSU
S – Paxton Robertson, K, WCU
- M1** O – Liam Welch, QB, SAM
D – Connor Riddle, LB, VMI
S – Gabe Boring, P, UTC
- M8** O – Ryan Miller, TE, FUR
D – Chris Edmonds, S, SAM
S – Timmy Bleekrode, PK/P, FUR
- M15** O – Donnavan Spencer, RB, WCU
D – Chris Edmonds, S, SAM
S – Mitchell Fineran, PK, SAM
- M22** O – Liam Welch, QB, SAM
D – Ty Boeck, LB, UTC
S – Caleb Dowden, P/K, MER
- M29** O – Jakob Herres, WR, VMI
D – Christian Snyder, LB, UTC
S – Tyler Keltner, K, ETSU
- A5** O – Quay Holmes, RB, ETSU
D – Alijah Huzzie, DB, ETSU
S – Caleb Dowden, P/K, MER
- A12** O – Jaylan Adams, QB, CIT
D – Yahsyn McKee, CB, MER
S – Yahsyn McKee, CB, MER
- A19** O – Seth Morgan, QB, VMI
D – Stone Snyder, LB, VMI
S – Mitchell Fineran, PK, SAM

SoCon Players of the Month

- February** O – Liam Welch, SAM
D – Connor Riddle, VMI
- March** O – Liam Welch, SAM
D – Chris Edmonds, SAM
- April** O – Jakob Herres, VMI
D – Stone Snyder, VMI

Academic All-Southern Conference

Marquise Blount	The Citadel
Logan Braucht	The Citadel
Matt Campbell	The Citadel
Thomas Crawford	The Citadel
Andy Davis	The Citadel
Tyler Long	The Citadel
Cole Owens	The Citadel
Jay Smith	The Citadel
Johnathan Toole	The Citadel
Cooper Wallace	The Citadel
Raleigh Webb	The Citadel
Nate Adkins	ETSU
Max Evans	ETSU
Alijah Huzzie	ETSU
Tyler Keltner	ETSU
Chandler Mullins	ETSU
Dawson Pierson	ETSU
Timothy Stayskal	ETSU
Zach West	ETSU
Chase Abshier	Furman
Timmy Bleekrode	Furman
Clark Daniel	Furman
Jacob Johannung	Furman
Reed Kroeber	Furman
Nicky Kuzemka	Furman
Jack Owen	Furman
Hugh Ryan	Furman
Hamp Sisson	Furman
Kashawn Baker	Mercer
Matthew Burke	Mercer
Caleb Dowden	Mercer
Devin Folser	Mercer
Collin Foster	Mercer
Trey Iorillo	Mercer
Deondre Johnson	Mercer
Barron King	Mercer
Conner Krieger	Mercer
Zachary Lassiter	Mercer
Bryce Lawrence	Mercer
Landon Miller	Mercer
Drake Starks	Mercer
Lance Wise	Mercer
Ty Boles	Samford
Dakota Chapman	Samford
Nathan East	Samford

Mitchell Fineran	Samford
Nick Jackson	Samford
Armond Lloyd	Samford
Jonathan Moore	Samford
Bradley Porcellato	Samford
Tyler Russell	Samford
Grant Urenovitch	Samford
Kendall Watson	Samford
Tyron Arnett	Chattanooga
Drayton Arnold	Chattanooga
Gabe Boring	Chattanooga
Evan Brown	Chattanooga
McClendon Curtis	Chattanooga
Rashun Freeman	Chattanooga
Kohl Henke	Chattanooga
Jerrell Lawson	Chattanooga
Andrew Manning	Chattanooga
Cody Olszewski	Chattanooga
Cameron Perry	Chattanooga
CaMiron Smith	Chattanooga
Christian Snyder	Chattanooga
Cole Strange	Chattanooga
Brad Davis	VMI
Michael Jackson	VMI
Jonathan Tobin	VMI
Aaron Vardell	VMI
Jordan Ward	VMI
Clayton Bardall	Western Carolina
Will Jones	Western Carolina
Richard McCollum	Western Carolina
Micah Nelson	Western Carolina
Elijah Ball	Wofford
John Beckley	Wofford
John Harrington	Wofford
Garrison Moore	Wofford
Jaxen Rogers	Wofford
James Wells	Wofford
Jim Welsh	Wofford

Consensus All-American (AFCA, Associated Press, STATS)

Jakob Herres, Jr., VMI, WR

AFCA FCS All-America Team

First team

WR – Jakob Herres, Jr., VMI
LB – Jared Folks, R-Sr., ETSU

Second team

DL – Devonsha Maxwell, Jr., Chattanooga

Associated Press FCS All-America Team

First team

WR – Jakob Herres, Jr., VMI
TE – Ryan Miller, Jr., Furman
LB – Stone Snyder, So., VMI
DB – Chris Edmonds, So., Samford

Second team

AP – Quay Holmes, R-Jr., ETSU

Athlon Sports FCS All-America Team

WR – Jakob Herres, Jr., VMI
LB – Stone Snyder, So., VMI
DB – Chris Edmonds, So., Samford

Stats Perform FCS All-America Teams

First team

WR – Jakob Herres, Jr., VMI
LB – Stone Snyder, So., VMI
DB – Chris Edmonds, So., Samford
LS – Robert Soderholm, So., VMI
AP – Quay Holmes, R-Jr., ETSU

Second team

QB – Liam Welch, Gr., Samford
FB – Nathan Walker, Jr., Wofford
TE – Ryan Miller, Jr., Furman
OL – Tre'mond Shorts, Jr., ETSU
PK – Mitchell Fineran, Jr., Samford

FCS ADA All-America Team

WR – Jakob Herres, Jr., VMI

HERO Sports FCS All-America Team

WR – Jakob Herres, Jr., VMI
LB – Stone Snyder, So., VMI
LS – Robert Soderholm, So., VMI

HERO Sports FCS Freshman All-America

WR – Ty James, Mercer
DL – Carson Hatchett, The Citadel
LB – Isaac Dowling, Mercer
DB – Alijah Huzzie, ETSU
DB – Dorian Davis, Western Carolina
PR – Alijah Huzzie, ETSU

HERO Sports FCS Sophomore All-America

OL – Isaiah Helms, Western Carolina
DL – Micheal Mason, Wofford
LB – Stone Snyder, VMI
LB – Donovan Manuel, ETSU
DB – Chris Edmonds, Samford
DB – Lance Wise, Mercer
P – Timmy Bleekrode, Furman
LS – Robert Soderholm, VMI

Phil Steele FCS All-America Team

First team

WR – Jakob Herres, Jr., VMI
LB – Stone Snyder, So., VMI

Second team

FB – Nathan Walker, Jr., Wofford
TE – Ryan Miller, Jr., Furman
DL – Devonsha Maxwell, Jr., Chattanooga

AP – Quay Holmes, R-Jr., ETSU

Third team

OL – Tre'mond Shorts, Jr., ETSU
LB – Jared Folks, R-Sr., ETSU
K – Mitchell Fineran, Jr., Samford
LS – Robert Soderholm, So., VMI

Walter Payton Award

Finalists (finish)

Jakob Herres, Jr., VMI, WR (4th)
Liam Welch, Gr., Samford, QB (10th)
Quay Holmes, R-Jr., ETSU, RB (13th)

Buck Buchanan Award

Finalists (finish)

Stone Snyder, So., VMI, LB (3rd)
Chris Edmonds, So., Samford, DB (16th)

Jerry Rice Award

Finalists (finish)

Seth Morgan, VMI, QB (3rd)
Isaac Dowling, Mercer, LB (4th)

Eddie Robinson Award winner

Scott Wachenheim, VMI

Doris Robinson Scholar-Athlete Award

Finalist

Drayton Arnold, Sr., Chattanooga, QB

AFCA FCS National Coach of the Year

Scott Wachenheim, VMI

AFCA FCS Region 2 Coach of the Year

Scott Wachenheim, VMI

FCS ADA Academic All-Star Team

Raleigh Webb, Gr., WR, The Citadel
Nate Adkins, Jr., TE, ETSU
Hamp Sisson, Jr., QB, Furman
Jerrell Lawson, Gr., DB, Chattanooga
Cole Strange, Sr., OL, Chattanooga

FCS ADA Postgraduate Scholarship

Finalist

Raleigh Webb, Gr., WR, The Citadel

Stats Perform

FCS Offensive Player of the Week

Jakob Herres, VMI, WR 3/30/21
Quay Holmes, ETSU, RB 4/5/21

Stats Perform

FCS Defensive Player of the Week

Michael Mason, Wofford, DL 2/22/21
Connor Riddle, VMI, LB 3/1/21
Ty Boeck, Chattanooga, LB 3/23/21

Stats Perform

FCS Special Teams Player of the Week

Paxton Robertson, WCU, K 2/22/21

Stats Perform FCS Freshman of the Week

Carter Peavy, Mercer, QB 4/5/21

National Football Foundation (NFF)

Hampshire Honor Society

Garrison Moore, Sr., Wofford, TE

CoSIDA Academic All-District

District 3

QB – Drayton Arnold, Gr., Chattanooga
RB – Ailym Ford, So., Chattanooga
OL – Cole Strange, Gr., Chattanooga
K – Tyler Keltner, So., ETSU
LB – Rashun Freeman, Gr., Chattanooga
LB – Christian Snyder, Sr., Chattanooga
DB – Jerrell Lawson, Gr., Chattanooga

District 4

WR – Raleigh Webb, Gr., The Citadel
TE – Garrison Moore, Sr., Wofford
DL – Barron King, Sr., Mercer



VMI WR Jakob Herres was a consensus All-American in 2020-21.

2020-21 INDIVIDUAL STATISTICS

#SoConFB

RUSHING										
	Team	CI	G	Att	Yds	Avg	TD	Long	Yds/G	
1.	Quay Holmes	ETSU	JR	6	122	640	5.2	8	43	106.7
2.	Donnavan Spencer	WCU	SR	9	131	718	5.5	6	67	79.8
3.	Devin Wynn	FUR	SR	7	107	511	4.8	5	35	73.0
4.	Jaylan Adams	CIT	SO	11	179	757	4.2	9	43	68.8
5.	Jay Stanton	SAM	SO	7	89	479	5.4	6	64	68.4
6.	Irvin Mulligan	WOF	FR	5	51	342	6.7	2	39	68.4
7.	Korey Bridy	VMI	JR	6	91	344	3.8	4	29	57.3
8.	Tyrell Price	UTC	SR	4	53	226	4.3	4	28	56.5
9.	Ryan Lovelace	WOF	SR	5	56	277	4.9	2	38	55.4
10.	Jacob Saylor	ETSU	JR	5	42	257	6.1	0	25	51.4

PASSING AVG/GAME											
	Team	CI	G	Comp	Att	Int	Pct.	Yards	TD	Avg/G	
1.	Liam Welch	SAM	SR	6	236	161	5	68.2	2242	12	373.7
2.	Seth Morgan	VMI	SO	7	171	122	4	71.3	1374	10	196.3
3.	Hamp Sisson	FUR	SO	7	172	89	9	51.7	1258	12	179.7
4.	Drayton Arnold	UTC	SR	5	104	50	3	48.1	783	3	156.6
5.	Carter Peevy	MER	FR	9	164	89	4	54.3	1318	8	146.4
6.	Jimmy Weirick	WOF	SO	5	70	40	2	57.1	553	3	110.6
7.	Chris Oladokun	SAM	SR	6	56	37	2	66.1	221	1	36.8
8.	Will Jones	WCU	JR	7	52	26	2	50.0	256	2	36.6
9.	Peyton Derrick	WOF	JR	4	21	12	2	57.1	131	1	32.8
10.	Jaylan Adams	CIT	SO	11	56	24	3	42.9	279	3	25.4

TOTAL OFFENSE									
	Team	CI	G	Rush	Pass	Plays	Total	Yds/G	
1.	Liam Welch	SAM	SR	6	303	2242	307	2545	424.2
2.	Seth Morgan	VMI	SO	7	221	1374	227	1595	227.9
3.	Hamp Sisson	FUR	SO	7	30	1258	229	1288	184.0
4.	Carter Peevy	MER	FR	9	186	1318	235	1504	167.1
5.	Drayton Arnold	UTC	SR	5	31	783	142	814	162.8
6.	Jimmy Weirick	WOF	SO	5	0	553	89	553	110.6
7.	Quay Holmes	ETSU	JR	6	640	0	122	640	106.7
8.	Jaylan Adams	CIT	SO	11	757	279	235	1036	94.2
9.	Donnavan Spencer	WCU	SR	9	718	0	131	718	79.8
10.	Devin Wynn	FUR	SR	7	511	0	107	511	73.0

RECEPTIONS/GAME										
	Team	CI	G	Rec.	Yards	TD	Long	Avg/C Rec/G		
1.	Jakob Herres	VMI	JR	8	80	978	8	37	12.2	10.00
2.	A.J. Toney	SAM	SO	7	41	437	1	43	10.7	5.86
3.	Ty King	SAM	SO	7	33	609	3	96	18.5	4.71
4.	Michael Jackson	VMI	JR	8	36	394	3	50	10.9	4.50
5.	Will Huzzie	ETSU	SO	6	27	334	3	49	12.4	4.50
6.	Max Brimigion	VMI	SO	8	33	296	1	22	9.0	4.12
7.	M. Washington	SAM	SR	7	27	406	4	60	15.0	3.86
8.	Reginald Henderson	UTC	SR	4	15	285	0	50	19.0	3.75
9.	Chance Knox	VMI	FR	8	29	264	2	24	9.1	3.62
10.	Ryan DeLuca	FUR	SR	7	24	441	1	54	18.4	3.43

RECEIVE YDS/GAME										
	Team	CI	G	Rec.	Yards	TD	Long	Avg/C Yds/G		
1.	Jakob Herres	VMI	JR	8	80	978	8	37	12.2	122.2
2.	Ty King	SAM	SO	7	33	609	3	96	18.5	87.0
3.	Reginald Henderson	UTC	SR	4	15	285	0	50	19.0	71.2
4.	Ryan DeLuca	FUR	SR	7	24	441	1	54	18.4	63.0
5.	A.J. Toney	SAM	SO	7	41	437	1	43	10.7	62.4
6.	M. Washington	SAM	SR	7	27	406	4	60	15.0	58.0
7.	Will Huzzie	ETSU	SO	6	27	334	3	49	12.4	55.7
8.	Michael Jackson	VMI	JR	8	36	394	3	50	10.9	49.2
9.	Ty James	MER	FR	11	30	518	3	47	17.3	47.1
10.	Michael Vice	SAM	SO	7	24	293	1	40	12.2	41.9

ALL PURPOSE										
	Team	CI	G	Rush	Rcv	PR	KR	Yards	Yds/G	
1.	Quay Holmes	ETSU	JR	6	640	55	0	399	1094	182.3
2.	Ty King	SAM	SO	7	0	609	0	431	1040	148.6
3.	Jakob Herres	VMI	JR	8	0	978	0	0	978	122.2
4.	M. Washington	SAM	SR	7	44	406	200	47	697	99.6
5.	Donnavan Spencer	WCU	SR	9	718	131	0	0	849	94.3
6.	Korey Bridy	VMI	JR	6	344	68	0	122	534	89.0
7.	Jaylan Adams	CIT	SO	11	757	0	0	163	920	83.6
8.	Devin Wynn	FUR	SR	7	511	72	0	0	583	83.3
9.	Chance Knox	VMI	FR	8	65	264	74	250	653	81.6
10.	Jay Stanton	SAM	SO	7	479	90	0	0	569	81.3

PASS EFFICIENCY											
	Team	CI	G	Comp	Att	Int	Pct.	Yards	TD	Eff.	
1.	Liam Welch	SAM	SR	6	236	161	5	68.2	2242	12	160.6
2.	Seth Morgan	VMI	SO	7	171	122	4	71.3	1374	10	153.5
3.	Carter Peevy	MER	FR	9	164	89	4	54.3	1318	8	133.0
4.	Jimmy Weirick	WOF	SO	5	70	40	2	57.1	553	3	131.9
5.	Hamp Sisson	FUR	SO	7	172	89	9	51.7	1258	12	125.7

PUNT RETURN AVG									
	Team	CI	G	No.	Yards	TD	Long	Avg.	
1.	Alijah Huzzie	ETSU	FR	6	9	124	0	59	13.8
2.	M. Washington	SAM	SR	7	18	200	1	55	11.1
3.	Dejuan Bell	FUR	SO	7	12	47	0	18	3.9

KICK RETURN AVG										
	Team	CI	G	No.	Yards	TD	Long	Avg.		
1.	TJ Luther	WOF	JR	4	6	179	1	100	29.8	
2.	Quay Holmes	ETSU	JR	6	16	399	0	51	24.9	
3.	Chance Knox	VMI	FR	8	11	250	0	70	22.7	
4.	Ty King	SAM	SO	7	19	431	0	60	22.7	
5.	Dejuan Bell	FUR	SO	7	9	147	0	28	16.3	

PUNTING										
	Team	CI	G	No.	Yards	Long	Avg.			
1.	Landon Parker	WOF	SO	5	20	900	68	45.0		
2.	Timmy Bleekrode	FUR	SO	7	36	1568	69	43.6		
3.	Matt Campbell	CIT	JR	11	54	2244	62	41.6		
4.	Garrett Taylor	ETSU	SO	6	28	1131	61	40.4		
5.	Caleb Dowden	MER	SO	11	36	1449	57	40.2		
6.	Bradley Porcellato	SAM	JR	7	32	1278	60	39.9		
7.	Paxton Robertson	WCU	FR	9	34	1342	58	39.5		
8.	Jack Culbreath	VMI	FR	8	28	1083	56	38.7		

SCORING													
	Team	CI	G	TD	FG	XPT	2XP	Pts	Pts/G				
1.	Mitchell Fineran	SAM	JR	7	0	32	15	0	77	11.0			
2.	Quay Holmes	ETSU	JR	6	8	0	0	0	48	8.0			
3.	Jerry Rice	VMI	SO	8	0	25	11	0	58	7.2			
4.	Walker Gliarmis	WOF	SO	4	0	12	5	0	27	6.8			
5.	Tyrell Price	UTC	SR	4	4	0	0	0	24	6.0			
6.	Jakob Herres	VMI	JR	8	8	0	0	0	48	6.0			
7.	Tyler Keltner	ETSU	SO	6	0	15	7	0	36	6.0			
8.	Skyler Wilson	UTC	FR	4	0	11	4	0	23	5.8			
9.	Ryan Miller	FUR	JR	7	6	0	0	0	36	5.1			
10.	Jay Stanton	SAM	SO	7	6	0	0	0	36	5.1			

SCORING (TDs)													
	Team	CI	G	TD	Rush	Pass	Ret.	PAT	Pts	Pts/G			
1.	Quay Holmes	ETSU	JR	6	8	8	0	0	0	48	8.0		
2.	Jakob Herres	VMI	JR	8	8	0	8	0	0	48	6.0		
3.	Tyrell Price	UTC	SR	4	4	4	0	0	0	24	6.0		
4.	Jay Stanton	SAM	SO	7	6	6	0	0	0	36	5.1		
5.	Ryan Miller	FUR	JR	7	6	0	6	0	0	36	5.1		
6.	Jaylan Adams	CIT	SO	11	9	9	0	0	1	56	5.1		
7.	Korey Bridy	VMI	JR	6	5	4	1	0	0	30	5.0		
8.	M. Washington	SAM	SR	7	5	0	4	1	0	30	4.3		
9.	Devin Wynn	FUR	SR	7	5	5	0	0	0	30	4.3		
10.	Donnavan Spencer	WCU	SR	9	6	6	0	0	0	36	4.0		

FIELD GOALS								
	Team	CI	G	Made	Att.	Pct.	Made/G	
1.	Mitchell Fineran	SAM	JR	7	15	18	83.3	2.14
2.	Jerry Rice	VMI	SO	8	11	14	78.6	1.38
3.	Walker Gliarmis	WOF	SO	4	5	5	100.0	1.25
4.	Tyler Keltner	ETSU	SO	6	7	10	70.0	1.17
5.	Skyler Wilson	UTC	FR	4	4	6	66.7	1.00
6.	Timmy Bleekrode	FUR	SO	7	6	7	85.7	0.86
7.	Caleb Dowden	MER	SO	11	5	10	50.0	0.45
8.	Colby Kintner	CIT	FR	12	5	14	35.7	0.42
9.	Richard McCollum	WCU	SO	9	3	6	50.0	0.33
10.	Paxton Robertson	WCU	FR	9	2	2	100.0	0.22

SCORING (KICK)								
	Team	CI	G	PATs	FGs	Pts	Pts/G	
1.	Mitchell Fineran	SAM	JR	7	32-33	15-18	77	11.0
2.	Jerry Rice	VMI	SO	8	25-27	11-14	58	7.2
3.	Walker Gliarmis	WOF	SO	4	12-12	5-5	27	6.8
4.	Tyler Keltner	ETSU	SO	6	15-15	7-10	36	6.0
5.	Skyler Wilson	UTC	FR	4	11-11	4-6	23	5.8
6.	Timmy Bleekrode	FUR	SO	7	16-18	6-7	34	4.9
7.	Caleb Dowden	MER	SO	11	34-35	5-10	49	4.5
8.	Richard McCollum	WCU	SO	9	18-19	3-6	27	3.0
9.	Colby Kintner	CIT	FR	12	19-22	5-14	34	2.8
10.	Paxton Robertson	WCU	FR	9	0-0	2-2	6	0.7

FIELD GOAL PCT								
	Team	CI	G	Made	Att.	Long	Pct.	
1.	Walker Gliarmis	WOF	SO	4	5	5	37	100.0
2.	Timmy Bleekrode	FUR	SO	7	6	7	47	85.7
3.	Mitchell Fineran	SAM	JR	7	15	18	50	83.3
4.	Jerry Rice	VMI	SO	8	11	14	44	78.6
5.	Tyler Keltner	ETSU	SO	6	7	10	54	70.0
6.	Skyler Wilson	UTC						

2020-21 INDIVIDUAL STATISTICS



Samford's Chris Edmonds paced the SoCon with four interceptions in 2020-21.

TACKLES (All positions)	Team	Cl	G	Pos.	Solo	Ast.	Total	Avg/G	Sacks
1. Stone Snyder	VMI	SO	8	LB	29	57	86	10.8	8.0
2. Connor Riddle	VMI	SR	8	LB	40	42	82	10.2	5.0
3. Anthony Britton Jr.	CIT	SO	10	LB	51	49	100	10.0	2.5
4. Ty Harris	WCU	SR	9	LB	49	40	89	9.9	4.0
5. Nathan East	SAM	SR	7	LB	32	36	68	9.7	0.5
6. Isaac Dowling	MER	FR	10	LB	41	49	90	9.0	6.5
7. Donovan Manuel	ETSU	SO	5	LB	22	22	44	8.8	3.5
8. Kam Jones	UTC	JR	4	LB	18	16	34	8.5	0.0
9. Jared Folks	ETSU	SR	6	LB	23	27	50	8.3	1.0
10. A.J. Smith	VMI	SR	8	DB	37	27	64	8.0	0.0
Trimarcus Cheeks	SAM	SO	6	LB	23	25	48	8.0	2.5
Mike Price	ETSU	SO	6	DB	27	21	48	8.0	0.5
13. Lance Wise	MER	SO	11	DB	43	43	86	7.8	0.0
14. Ty Boeck	UTC	JR	4	LB	15	16	31	7.8	0.0
15. Nick Kuzemka	FUR	FR	7	LB	18	31	49	7.0	0.0
Alijah Huzzie	ETSU	FR	6	DB	24	18	42	7.0	0.0
Joe Beckett	WOF	SR	5	LB	17	18	35	7.0	0.0
18. Brandon Brown	WOF	SR	5	LB	14	19	33	6.6	0.0
19. Josh Sarratt	VMI	SO	8	DB	31	21	52	6.5	0.0
20. Trevor Childers	WCU	SR	9	LB	28	30	58	6.4	1.0
21. Tyree Robinson	ETSU	SR	6	DB	22	15	37	6.2	0.0
22. Ethan Caselberry	VMI	JR	8	LB	23	25	48	6.0	2.0
John Beckley	WOF	SR	5	LB	16	14	30	6.0	2.0
Brandon Dowdell	UTC	SR	4	DB	14	10	24	6.0	0.0
Jerrell Lawson	UTC	SR	4	DB	13	11	24	6.0	0.0
26. Tahir Annoor	WOF	SO	4	CB	12	11	23	5.8	0.0
27. Chris Edmonds	SAM	SO	7	DB	24	16	40	5.7	0.0
28. Christian Snyder	UTC	JR	5	LB	9	19	28	5.6	0.0
29. Tyren Cloyd	VMI	SR	8	LB	15	29	44	5.5	1.0
30. Michael Campbell	MER	JR	11	CB	41	19	60	5.5	0.0
31. A.J. Rogers	WCU	JR	9	DB	27	22	49	5.4	0.0
32. Ronald Kent Jr.	WCU	JR	9	CB	29	18	47	5.2	0.0
33. Marquise Blount	CIT	JR	12	LB	31	31	62	5.2	4.0
34. Braden Gilby	FUR	SO	7	LB	16	20	36	5.1	0.0
35. Aljareek Malry	VMI	SO	8	DB	23	18	41	5.1	1.0
36. Noah Martin	SAM	FR	7	LB	19	16	35	5.0	2.0
37. Danijah Gammage	MER	JR	10	LB	23	26	49	4.9	3.0
38. Willie Hampton	WCU	JR	9	LB	21	23	44	4.9	1.0
39. Jacob Harris	WCU	JR	7	CB	13	21	34	4.9	1.0
40. Devonsha Maxwell	UTC	JR	4	DL	11	8	19	4.8	5.0
Rashun Freeman	UTC	SR	4	LB	11	8	19	4.8	0.0
Jay Person	UTC	SO	4	LB	10	9	19	4.8	3.0
43. Andy Davis	CIT	SO	11	LB	22	30	52	4.7	0.0
44. Seth Simmer	SAM	SR	7	DL	15	18	33	4.7	0.5
Armond Lloyd	SAM	SR	7	DL	16	17	33	4.7	2.5
Joshua Long	SAM	SR	7	DL	10	23	33	4.7	0.5
Hugh Ryan	FUR	SO	7	DB	17	16	33	4.7	0.0
48. Dorian Davis	WCU	FR	9	DB	25	17	42	4.7	0.0
49. Thomas Neville	SAM	FR	7	LB	20	12	32	4.6	0.5
50. Darius Kearse	FUR	SR	7	DB	22	9	31	4.4	0.0

INTERCEPTIONS	Team	Cl	G	No.	Yards	TD	Long	Avg/G
1. Chris Edmonds	SAM	SO	7	4	90	1	45	0.57
2. Alijah Huzzie	ETSU	FR	6	3	0	0	0	0.50
3. Darius Kearse	FUR	SR	7	3	46	0	34	0.43
4. Donovan Manuel	ETSU	SO	5	2	25	0	22	0.40
5. Andy Davis	CIT	SO	11	3	3	0	3	0.27
6. Brandon Dowdell	UTC	SR	4	1	2	0	2	0.25
Ty Boeck	UTC	JR	4	1	0	0	0	0.25
Ethan Caselberry	VMI	JR	8	2	0	0	0	0.25
Josh Sarratt	VMI	SO	8	2	0	0	0	0.25
Jerrell Lawson	UTC	SR	4	1	0	0	0	0.25

SACKS	Team	Cl	G	Pos.	Solo	Ast.	Yards	Total	Avg/G
1. Stone Snyder	VMI	SO	8	LB	7	2	62	8.0	1.00
2. Isaac Dowling	MER	FR	10	LB	6	1	54	6.5	0.65
3. Solomon Zubairu	MER	SO	11	DL	4	3	31	5.5	0.50
4. Devonsha Maxwell	UTC	JR	4	DL	5	0	27	5.0	1.25
5. Connor Riddle	VMI	SR	8	LB	4	2	23	5.0	0.62
6. Ty Harris	WCU	SR	9	LB	3	2	25	4.0	0.44
7. Marquise Blount	CIT	JR	12	LB	4	0	24	4.0	0.33
8. Nelson Jordan	SAM	JR	7	DL	4	0	22	4.0	0.57
9. Donovan Manuel	ETSU	SO	5	LB	3	1	36	3.5	0.70
10. Micheal Mason	WOF	SO	5	DL	3	0	20	3.0	0.60

TACKLES FOR LOSS	Team	Cl	G	Pos.	Solo	Ast.	Yards	Total	Avg/G
1. Solomon Zubairu	MER	SO	11	DL	8	5	41	10.5	0.95
2. Connor Riddle	VMI	SR	8	LB	8	3	33	9.5	1.19
3. Ty Harris	WCU	SR	9	LB	7	3	34	8.5	0.94
4. Marquise Blount	CIT	JR	12	LB	8	1	41	8.5	0.71
5. Dalton Owens	CIT	JR	9	DL	7	2	16	8.0	0.89
6. Stone Snyder	VMI	SO	8	LB	6	4	52	8.0	1.00
7. Danijah Gammage	MER	JR	10	LB	7	2	32	8.0	0.80
8. Isaac Dowling	MER	FR	10	LB	5	5	48	7.5	0.75
9. Nelson Jordan	SAM	JR	7	DL	7	1	40	7.5	1.07
10. Devonsha Maxwell	UTC	JR	4	DL	7	0	30	7.0	1.75

FUMBLES FORCED	Team	Cl	G	No.	Avg/G
1. Devonsha Maxwell	UTC	JR	4	2	0.50
2. Micheal Mason	WOF	SO	5	2	0.40
3. Di'Andre Davis	ETSU	FR	6	2	0.33
Trimarcus Cheeks	SAM	SO	6	2	0.33
5. Chris Edmonds	SAM	SO	7	2	0.29
Matt Sochovka	FUR	JR	7	2	0.29
7. Jay Person	UTC	SO	4	1	0.25
Rashun Freeman	UTC	SR	4	1	0.25
9. Willie Hampton	WCU	JR	9	2	0.22
10. Donovan Manuel	ETSU	SO	5	1	0.20

FUMBLES RECOVERED	Team	Cl	G	No.	Avg/G
1. Ty Boeck	UTC	JR	4	2	0.50
2. Karon Delince	ETSU	SR	6	2	0.33
3. Jeremy Garth	SAM	JR	7	2	0.29
4. Kohl Henke	UTC	SO	4	1	0.25
Jerrell Lawson	UTC	SR	4	1	0.25
6. Darron Paschal	WOF	SR	5	1	0.20
Elijah Ball	WOF	SO	5	1	0.20
John Beckley	WOF	SR	5	1	0.20
Brandon Brown	WOF	SR	5	1	0.20
Barron King	MER	JR	10	2	0.20

PASSES DEFENDED	Team	Cl	G	BrUp	Int.	Total	Avg/G
1. Alijah Huzzie	ETSU	FR	6	5	3	8	1.33
2. Ethan Caselberry	VMI	JR	8	6	2	8	1.00
3. Lance Wise	MER	SO	11	8	1	9	0.82
4. Jerrell Lawson	UTC	SR	4	2	1	3	0.75
5. Chris Edmonds	SAM	SO	7	1	4	5	0.71
Hakeem Johnson	SAM	JR	7	4	1	5	0.71
7. Travis Blackshear	FUR	SO	6	3	1	4	0.67
Karon Delince	ETSU	SR	6	4	0	4	0.67
Aaron Gethers	WCU	SO	9	5	1	6	0.67
10. Michael Campbell	MER	JR	11	6	1	7	0.64



2020-21 TEAM STATISTICS

SCORING OFFENSE

	G	TD	FG	XPT	2XP	DXP	Saf	Points	Avg/G
1. Samford	7	34	33	0	0	15	0	282	40.3
2. VMI	8	29	25	1	0	11	0	234	29.2
3. Wofford	5	16	16	0	0	6	0	130	26.0
4. Mercer	11	36	34	0	0	5	0	265	24.1
5. Chattanooga	5	13	12	1	0	5	0	107	21.4
6. Furman	7	19	16	0	0	6	0	148	21.1
7. ETSU	6	15	15	0	0	7	0	126	21.0
8. Western Carolina	9	19	18	0	0	5	0	147	16.3
9. The Citadel	12	26	19	2	0	5	0	194	16.2

SCORING DEFENSE

	G	TD	FG	XPT	2XP	DXP	Saf	Points	Avg/G
1. ETSU	6	14	14	0	0	5	0	113	18.8
2. Furman	7	17	14	0	0	9	0	143	20.4
3. Chattanooga	5	12	10	0	0	7	0	103	20.6
4. VMI	8	22	21	0	0	7	0	174	21.8
5. Samford	7	24	21	1	0	8	0	191	27.3
6. Wofford	5	18	16	0	0	5	0	139	27.8
7. Mercer	11	42	40	1	0	12	0	330	30.0
8. The Citadel	12	49	46	1	0	6	0	360	30.0
9. Western Carolina	9	49	45	1	0	6	0	359	39.9

TOTAL OFFENSE

	G	Rush	Pass	Plays	Yards	Avg/P	TD	Avg/G
1. Samford	7	1125	2472	547	3597	6.6	31	513.9
2. VMI	8	946	2477	619	3423	5.5	29	427.9
3. Wofford	5	1171	684	324	1855	5.7	15	371.0
4. Furman	7	1111	1263	489	2374	4.9	19	339.1
5. Mercer	11	1844	1819	735	3663	5.0	32	333.0
6. Chattanooga	5	627	979	317	1606	5.1	13	321.2
7. ETSU	6	896	1011	393	1907	4.9	14	317.8
8. The Citadel	12	2903	593	837	3496	4.2	24	291.3
9. Western Carolina	9	1213	1266	528	2479	4.7	17	275.4

TOTAL DEFENSE

	G	Rush	Pass	Plays	Yards	Avg/P	TD	Avg/G
1. Chattanooga	5	738	498	311	1236	4.0	12	247.2
2. ETSU	6	687	1040	401	1727	4.3	13	287.8
3. Furman	7	890	1374	440	2264	5.1	13	323.4
4. The Citadel	12	2063	2237	709	4300	6.1	43	358.3
5. VMI	8	1345	1583	566	2928	5.2	21	366.0
6. Mercer	11	1983	2118	756	4101	5.4	40	372.8
7. Wofford	5	760	1142	327	1902	5.8	18	380.4
8. Samford	7	1485	1622	572	3107	5.4	24	443.9
9. Western Carolina	9	2498	2092	708	4590	6.5	48	510.0

RUSHING OFFENSE

	G	Att	Yards	Avg.	TD	Yards/G
1. The Citadel	12	721	2903	4.0	19	241.9
2. Wofford	5	232	1171	5.0	11	234.2
3. Mercer	11	491	1844	3.8	20	167.6
4. Samford	7	253	1125	4.4	18	160.7
5. Furman	7	313	1111	3.5	7	158.7
6. ETSU	6	219	896	4.1	9	149.3
7. Western Carolina	9	298	1213	4.1	11	134.8
8. Chattanooga	5	192	627	3.3	9	125.4
9. VMI	8	275	946	3.4	12	118.2

RUSHING DEFENSE

	G	Att	Yards	Avg.	TD	Yards/G
1. ETSU	6	226	687	3.0	9	114.5
2. Furman	7	263	890	3.4	8	127.1
3. Chattanooga	5	225	738	3.3	8	147.6
4. Wofford	5	202	760	3.8	11	152.0
5. VMI	8	361	1345	3.7	9	168.1
6. The Citadel	12	437	2063	4.7	20	171.9
7. Mercer	11	448	1983	4.4	30	180.3
8. Samford	7	356	1485	4.2	12	212.1
9. Western Carolina	9	467	2498	5.3	32	277.6

PASS OFFENSE

	G	Comp	Att	Int	Pct.	Yards	Avg.	TD	Avg/G
1. Samford	7	294	199	7	67.7	2472	8.4	13	353.1
2. VMI	8	344	247	6	71.8	2477	7.2	17	309.6
3. Chattanooga	5	125	63	4	50.4	979	7.8	4	195.8
4. Furman	7	176	91	10	51.7	1263	7.2	12	180.4
5. ETSU	6	174	96	4	55.2	1011	5.8	5	168.5
6. Mercer	11	244	136	8	55.7	1819	7.5	12	165.4
7. Western Carolina	9	230	130	8	56.5	1266	5.5	6	140.7
8. Wofford	5	92	52	4	56.5	684	7.4	4	136.8
9. The Citadel	12	116	40	8	34.5	593	5.1	5	49.4

PASS DEFENSE

	G	Comp	Att	Int	Pct.	Yards	Avg.	TD	Avg/G
1. Chattanooga	5	86	50	4	58.1	498	5.8	4	99.6
2. ETSU	6	175	118	5	67.4	1040	5.9	4	173.3
3. The Citadel	12	272	164	8	60.3	2237	8.2	23	186.4
4. Mercer	11	308	204	3	66.2	2118	6.9	10	192.5
5. Furman	7	177	104	8	58.8	1374	7.8	5	196.3
6. VMI	8	205	111	7	54.1	1583	7.7	12	197.9
7. Wofford	5	125	77	2	61.6	1142	9.1	7	228.4
8. Samford	7	216	120	8	55.6	1622	7.5	12	231.7
9. Western Carolina	9	241	158	6	65.6	2092	8.7	16	232.4

PASS EFFICIENCY

	G	Comp	Att	Int	Pct.	Yards	TD	Effic.
1. Samford	7	294	199	67.7	7	2472	13	148.1
2. VMI	8	344	247	71.8	6	2477	17	145.1
3. Mercer	11	244	136	55.7	8	1819	12	128.0
4. Wofford	5	92	52	56.5	4	684	4	124.6
5. Furman	7	176	91	51.7	10	1263	12	123.1
6. Chattanooga	5	125	63	50.4	4	979	4	120.3
7. ETSU	6	174	96	55.2	4	1011	5	108.9
8. Western Carolina	9	230	130	56.5	8	1266	6	104.4
9. The Citadel	12	116	40	34.5	8	593	5	77.9

PASS DEFENSE EFFIC.

	G	Comp	Att	Int	Pct.	Yards	TD	Effic.
1. Chattanooga	5	86	50	4	58.1	498	4	112.8
2. ETSU	6	175	118	5	67.4	1040	4	119.2
3. Furman	7	177	104	8	58.8	1374	5	124.2
4. Samford	7	216	120	8	55.6	1622	12	129.6
5. VMI	8	205	111	7	54.1	1583	12	131.5
6. Mercer	11	308	204	3	66.2	2118	10	132.8
7. The Citadel	12	272	164	8	60.3	2237	23	151.4
8. Wofford	5	125	77	2	61.6	1142	7	153.6
9. Western Carolina	9	241	158	6	65.6	2092	16	155.4

KICKOFF RETURNS

	G	No.	Yards	TD	Avg.
1. Chattanooga	5	6	145	0	24.2
2. ETSU	6	18	429	0	23.8
3. Mercer	11	36	784	2	21.8
4. Western Carolina	9	28	590	0	21.1
5. VMI	8	18	372	0	20.7
6. Samford	7	27	554	0	20.5
7. Wofford	5	12	242	1	20.2
8. The Citadel	12	24	439	0	18.3
9. Furman	7	14	217	0	15.5

PUNT RETURN AVG

	G	No.	Yards	TD	Avg.
1. ETSU	6	9	124	0	13.8
2. Samford	7	20	200	1	10.0
3. VMI	8	9	74	0	8.2
4. Western Carolina	9	5	38	0	7.6
5. The Citadel	12	11	46	1	4.2
6. Mercer	11	16	63	0	3.9
7. Furman	7	12	47	0	3.9
8. Wofford	5	4	3	0	0.8
9. Chattanooga	5	3	-2	0	-0.7

PUNTING

	G	No.	Yards	Avg/P	Ret.	Avg.	TB	Net/P
1. Chattanooga	5	16	676	42.2	5	0.3	1	40.7
2. ETSU	6	28	1131	40.4	37	1.3	1	38.4
3. Wofford	5	20	900	45.0	95	4.8	2	38.2
4. Furman	7	37	1568	42.4	96	2.6	4	37.6
5. Samford	7	33	1273	38.6	43	1.3	0	37.3
6. The Citadel	12	57	2376	41.7	163	2.9	5	37.1
7. VMI	8	31	1200	38.7	49	1.6	1	36.5
8. Western Carolina	9	55	2120	38.5	133	2.4	1	35.8
9. Mercer	11	58	2244	38.7	122	2.1	3	35.6

KICKOFF COVERAGE

	G	No.	Yds	Avg	Retn	TB	NetAvg
1. Furman	7	30	1701	56.7	270	6	43.7
2. Samford	7	55	3279	59.6	292	31	43.0
3. ETSU	6	27	1573	58.3	295	10	39.9
4. VMI	8	45	2714	60.3	617	16	39.5
5. Western Carolina	9	31	1810	58.4	556	2	39.2
6. The Citadel	12	39	2005	51.4	375	6	38.7
7. Mercer	11	52	2871	55.2	646	12	38.2
8. Wofford	5	27	1465	54.3	455	1	36.7
9. Chattanooga	5	21	964	45.9	196	0	36.6

TURNOVER MARGIN

	G	Gained		Lost		Total Margin	Per/G	
		Fumb	Int	Total	Fumb	Int		
1. Samford	7	10	8	18	3	7	+8	1.14
2. Western Carolina	9	8	6	14	2	8	+10	0.44
3. Chattanooga	5	5	4	9	3	4	+7	0.40
4. VMI	8	2	7	9	3	6	+9	0.00
5. Wofford	5	4	2	6	3	4	+7	-0.20
6. ETSU	6	3	5	8	6	4	+10	-0.33
7. Mercer	11	10	3	13	9	8	+17	-0.36
8. Furman	7	3	8	11	4	10	+14	-0.43
9. The Citadel	12	6	8	14	18	8	+26	-1.00

FIRST DOWNS

	G	Rush	Pass	Pen	Total
1. The Citadel	12	159	26	19	204
2. VMI	8	60	120	21	201

2020-21 TEAM STATISTICS



OPPONENT 1ST DOWNS	G	Rush	Pass	Pen	Total
1. Chattanooga	5	42	24	6	72
2. Wofford	5	37	47	14	98
3. Furman	7	53	49	5	107
4. ETSU	6	46	52	12	110
5. VMI	8	73	65	8	146
6. Samford	7	86	61	8	155
7. The Citadel	12	99	90	17	206
8. Mercer	11	106	97	16	219
9. Western Carolina	9	136	100	12	248

3RD-DOWN CONVERSIONS	G	Conv.	Att.	Pct.
1. Wofford	5	34	71	47.9
2. VMI	8	54	122	44.3
3. Samford	7	44	107	41.1
4. Mercer	11	65	161	40.4
5. The Citadel	12	76	192	39.6
6. Chattanooga	5	25	67	37.3
7. ETSU	6	29	78	37.2
8. Furman	7	37	107	34.6
9. Western Carolina	9	35	114	30.7

OPP 3RD-DN CONVERT	G	Conv.	Att.	Pct.
1. Samford	7	35	113	31.0
2. Chattanooga	5	24	71	33.8
3. Furman	7	36	100	36.0
4. Wofford	5	26	67	38.8
5. ETSU	6	35	89	39.3
6. The Citadel	12	60	146	41.1
7. VMI	8	56	130	43.1
8. Mercer	11	71	158	44.9
9. Western Carolina	9	68	129	52.7

4TH-DOWN CONVERSIONS	G	Conv.	Att.	Pct.
1. VMI	8	14	19	73.7
2. Wofford	5	6	9	66.7
3. The Citadel	12	26	42	61.9
4. Samford	7	6	12	50.0
5. Furman	7	9	18	50.0
6. Mercer	11	5	13	38.5
7. Chattanooga	5	6	16	37.5
8. Western Carolina	9	4	16	25.0
9. ETSU	6	2	9	22.2

OPP 4TH-DN CONVERT	G	Conv.	Att.	Pct.
1. The Citadel	12	9	25	36.0
2. Furman	7	4	10	40.0
3. Wofford	5	7	15	46.7
4. VMI	8	8	17	47.1
5. ETSU	6	5	10	50.0
6. Samford	7	12	23	52.2
7. Mercer	11	14	24	58.3
8. Western Carolina	9	12	19	63.2
9. Chattanooga	5	9	11	81.8

SACKS BY	G	No.	Yards
1. Mercer	11	29	197
2. VMI	8	26	154
3. Samford	7	21	151
4. ETSU	6	19	124
5. The Citadel	12	16	97
6. Western Carolina	9	11	43
7. Chattanooga	5	10	63
8. Furman	7	7	43
9. Wofford	5	7	67

SACKS AGAINST	G	No.	Yards
1. Wofford	5	7	42
2. ETSU	6	11	54
3. Chattanooga	5	11	69
4. Samford	7	17	122
5. Furman	7	17	124
6. VMI	8	18	118
7. Western Carolina	9	18	89
8. Mercer	11	22	166
9. The Citadel	12	23	117

PENALTIES	G	No.	Yards	Avg/G
1. Furman	7	23	173	24.7
2. VMI	8	32	271	33.9
3. Samford	7	35	284	40.6
4. Mercer	11	50	464	42.2
5. Western Carolina	9	49	395	43.9
6. ETSU	6	39	285	47.5
7. Chattanooga	5	30	278	55.6
8. The Citadel	12	80	673	56.1
9. Wofford	5	39	316	63.2

OPPONENT PENALTIES	G	No.	Yards	Avg/G
1. Chattanooga	5	27	304	60.8
2. VMI	8	53	478	59.8
3. Western Carolina	9	55	490	54.4
4. Furman	7	50	361	51.6
5. The Citadel	12	71	577	48.1
6. ETSU	6	29	248	41.3
7. Mercer	11	51	422	38.4
8. Wofford	5	18	173	34.6
9. Samford	7	35	212	30.3

FIELD GOALS	G	Made	Att	Pct.
1. Wofford	5	6	6	1.000
2. Furman	7	6	7	.857
3. Samford	7	15	18	.833
4. VMI	8	11	14	.786
5. Chattanooga	5	5	7	.714
6. ETSU	6	7	10	.700
7. Western Carolina	9	5	8	.625
8. Mercer	11	5	10	.500
9. The Citadel	12	5	14	.357

PAT KICKING	G	Made	Att	Pct.
1. Wofford	5	16	16	1.000
ETSU	6	15	15	1.000
Chattanooga	5	12	12	1.000
4. Mercer	11	34	35	.971
5. Samford	7	33	34	.971
6. Western Carolina	9	18	19	.947
7. VMI	8	25	27	.926
8. Furman	7	16	18	.889
9. The Citadel	12	19	22	.864

TIME OF POSSESSION	G	Poss. Time	Avg/G
1. The Citadel	12	413:51	34:29
2. Wofford	5	160:50	32:10
3. Chattanooga	5	154:17	30:51
4. Furman	7	214:43	30:40
5. Mercer	11	329:43	29:58
6. ETSU	6	177:30	29:35
7. VMI	8	235:48	29:28
8. Samford	7	192:32	27:30
9. Western Carolina	9	229:03	25:27

RED ZONE OFFENSE	G	RedZone	Pct.	TDs	R/P	FG-Att	F/I/D/O
1. Wofford	5	17-18	94.4	12	11/1	5-5	0/0/1/0
2. Chattanooga	5	15-17	88.2	11	9/2	4-5	0/1/0/0
3. VMI	8	35-41	85.4	25	12/13	10-12	1/1/1/1
4. Furman	7	16-19	84.2	12	7/5	4-4	0/0/2/1
5. Mercer	11	28-35	80.0	25	19/6	3-7	2/0/0/1
6. The Citadel	12	20-26	76.9	17	15/2	3-6	2/0/1/0
Western Carolina	9	10-13	76.9	10	8/2	0-1	0/0/2/0
8. Samford	7	25-33	75.8	17	14/3	8-11	2/0/2/1
9. ETSU	6	16-22	72.7	11	8/3	5-7	1/0/3/0

RED ZONE DEFENSE	G	RedZone	Pct.	TDs	R/P	FG-Att	F/I/D/O
1. VMI	8	20-25	80.0	13	7/6	7-10	0/1/0/1
2. ETSU	6	13-16	81.2	10	9/1	3-4	0/0/1/1
3. The Citadel	12	31-38	81.6	27	18/9	4-8	0/0/3/0
4. Wofford	5	18-22	81.8	15	11/4	3-5	1/0/1/0
5. Western Carolina	9	32-39	82.1	28	25/3	4-5	1/0/4/1
6. Furman	7	15-18	83.3	9	6/3	6-7	1/1/0/0
7. Samford	7	22-26	84.6	16	11/5	6-7	3/0/0/0
8. Chattanooga	5	18-21	85.7	12	8/4	6-6	1/0/1/1
9. Mercer	11	38-43	88.4	31	26/5	7-9	2/0/1/0

ON-SIDE KICK SUCCESS	G	OnSide	Percent
1. The Citadel	12	1-2	50.0
2. Western Carolina	9	0-1	0.0
VMI	8	0-1	0.0
Wofford	5	0-0	0.0
ETSU	6	0-0	0.0
Furman	7	0-0	0.0
Samford	7	0-0	0.0
Chattanooga	5	0-0	0.0
Mercer	11	0-0	0.0

ON-SIDE KICK ALLOWED	G	OnSide	Percent
1. Mercer	11	0-1	0.0
Western Carolina	9	0-0	0.0
VMI	8	0-0	0.0
Wofford	5	0-0	0.0
Furman	7	0-0	0.0
Samford	7	0-0	0.0
Chattanooga	5	0-0	0.0
ETSU	6	0-0	0.0
The Citadel	12	0-0	0.0

Points scored

18	Liam Welch (Samford) vs WESTERN CAROLINA (Feb 27)
18	Donnavan Spencer (Western Carolina) at Mercer (Mar 20)
18	Montrell Washington (Samford) vs VMI (Mar 20)
18	Jakob Herres (VMI) at Wofford (Mar 27)
18	Jay Stanton (Samford) vs MERCER (Apr 17)

Touchdowns

3	Liam Welch (Samford) vs WESTERN CAROLINA (Feb 27)
3	Donnavan Spencer (Western Carolina) at Mercer (Mar 20)
3	Montrell Washington (Samford) vs VMI (Mar 20)
3	Jakob Herres (VMI) at Wofford (Mar 27)
3	Jay Stanton (Samford) vs MERCER (Apr 17)

TD responsibility

5	Liam Welch (Samford) vs WESTERN CAROLINA (Feb 27)	[3r,2p]
4	Hamp Sisson (Furman) vs SAMFORD (Mar 06)	[1r,3p]
4	Reece Udinski (VMI) at Samford (Mar 20)	[1r,3p]
4	Liam Welch (Samford) vs VMI (Mar 20)	[0r,4p]
4	Liam Welch (Samford) at The Citadel (Mar 27)	[1r,3p]
4	Seth Morgan (VMI) at Wofford (Mar 27)	[0r,4p]
4	Seth Morgan (VMI) vs THE CITADEL (Apr 17)	[1r,3p]

Points scored kicking

14	Timmy Bleekrode (Furman) vs SAMFORD (Mar 06)	[3fg,5pat]
14	Mitchell Fineran (Samford) vs MERCER (Apr 17)	[3fg,5pat]

Total offense yards

581	Liam Welch (Samford) vs VMI (Mar 20)	[11r,570p]
451	Seth Morgan (VMI) at Wofford (Mar 27)	[76r,375p]

Total offense plays

71	Chris Oladokun (Samford) at ETSU (Feb 20)	[17r,54p]
69	Liam Welch (Samford) vs VMI (Mar 20)	[10r,59p]
69	Reece Udinski (VMI) at Samford (Mar 20)	[12r,57p]

Total offense yards/play (min. 20 plays)

9.8	Carter Peevy (Mercer) vs THE CITADEL (Feb 27)	[25-245]
9.7	Liam Welch (Samford) at Furman (Mar 06)	[31-301]

Rushing yards

220	Donnavan Spencer (Western Carolina) vs THE CITADEL (Mar 13)
197	Quay Holmes (ETSU) vs WESTERN CAROLINA (Mar 27)

Rushing attempts

33	Nathan Storch (The Citadel) at Western Carolina (Mar 13)
31	Nathan Storch (The Citadel) at VMI (Apr 17)

Yards per rush (min. 15 carries)

9.1	Jacob Saylor (ETSU) vs WESTERN CAROLINA (Mar 27)	[15-136]
8.1	Donnavan Spencer (Western Caro.) vs THE CITADEL (Mar 13)	[27-220]

Rushing TDs

3	Liam Welch (Samford) vs WESTERN CAROLINA (Feb 27)
3	Donnavan Spencer (Western Carolina) at Mercer (Mar 20)
3	Jay Stanton (Samford) vs MERCER (Apr 17)

Longest rush

73	Cooper Wallace (The Citadel) at Mercer (Feb 27)
67	Donnavan Spencer (Western Carolina) vs THE CITADEL (Mar 13)

Passing yards

570	Liam Welch (Samford) vs VMI (Mar 20)
443	Liam Welch (Samford) vs MERCER (Apr 17)

Passing attempts

59	Liam Welch (Samford) vs VMI (Mar 20)
57	Reece Udinski (VMI) at Samford (Mar 20)

Passing TDs

4	Liam Welch (Samford) vs VMI (Mar 20)
4	Seth Morgan (VMI) at Wofford (Mar 27)

Longest pass

96	Liam Welch (Samford) vs VMI (Mar 20)
85	Liam Welch (Samford) at Furman (Mar 06)

Passes completed

40	Reece Udinski (VMI) at Samford (Mar 20)
39	Liam Welch (Samford) vs MERCER (Apr 17)

Had intercepted

3	Harrison Frost (Mercer) at Army West Point (Oct 24)
3	Seth Morgan (VMI) at James Madison (Apr 24)

Pass completion percentage (min. 10 attempts)

79.6	Liam Welch (Samford) vs MERCER (Apr 17)	[39-49]
78.3	Seth Morgan (VMI) vs ETSU (Apr 03)	[36-46]

Pass yards/attempt (min. 10 attempts)

12.5	Carter Peevy (Mercer) at Samford (Apr 17)	[13-162]
12.2	Carter Peevy (Mercer) vs THE CITADEL (Feb 27)	[17-208]

Pass yards/catch (min. 10 attempts)

27.0	Carter Peevy (Mercer) at Samford (Apr 17)	[6-162]
20.8	Carter Peevy (Mercer) vs THE CITADEL (Feb 27)	[10-208]

Receiving yards

207	Jakob Herres (VMI) at Wofford (Mar 27)
179	Ty James (Mercer) vs FURMAN (Apr 03)

Receptions

15	Jakob Herres (VMI) at Wofford (Mar 27)
14	Jakob Herres (VMI) at Samford (Mar 20)

Yards per catch (min. 3 catches)

45.0	Ty King (Samford) vs VMI (Mar 20)	[3-135]
33.0	Drake Starks (Mercer) vs THE CITADEL (Feb 27)	[3-99]

Receiving TDs

3	Montrell Washington (Samford) vs VMI (Mar 20)
3	Jakob Herres (VMI) at Wofford (Mar 27)



Western Carolina's Donnavan Spencer ran for 220 yards against The Citadel on March 13, making him the only player in the league to surpass 200 rushing yards in a game during the 2020-21 season.

2020-21 INDIVIDUAL HIGHS



Longest reception

96 Ty King (Samford) vs VMI (Mar 20)
85 Ty King (Samford) at Furman (Mar 06)

Field goal attempts

4 Mitchell Fineran (Samford) vs VMI (Mar 20)
4 Mitchell Fineran (Samford) vs MERCER (Apr 17)

Field goals made

3 Timmy Bleekrode (Furman) vs SAMFORD (Mar 06)
3 Mitchell Fineran (Samford) at Furman (Mar 06)
3 Jerry Rice (VMI) at Western Carolina (Mar 06)
3 Mitchell Fineran (Samford) vs WOFFORD (Mar 13)
3 Mitchell Fineran (Samford) vs VMI (Mar 20)
3 Mitchell Fineran (Samford) vs MERCER (Apr 17)

Longest field goal

54 Tyler Keltner (ETSU) vs WESTERN CAROLINA (Mar 27)
52 Paxton Robertson (Western Carolina) at Eastern Kentucky (Nov 21)

Field goal percentage (min. 2 attempts)

100.0 Timmy Bleekrode (Furman) vs SAMFORD (Mar 06) [3-3]
100.0 Mitchell Fineran (Samford) at Furman (Mar 06) [3-3]
100.0 Jerry Rice (VMI) at Western Carolina (Mar 06) [3-3]
100.0 Mitchell Fineran (Samford) vs WOFFORD (Mar 13) [3-3]

PAT kicks attempted

8 Mitchell Fineran (Samford) vs WESTERN CAROLINA (Feb 27)
6 Caleb Dowden (Mercer) vs THE CITADEL (Feb 27)
6 Caleb Dowden (Mercer) vs WESTERN CAROLINA (Mar 20)
6 Mitchell Fineran (Samford) at The Citadel (Mar 27)

PAT kicks made

7 Mitchell Fineran (Samford) vs WESTERN CAROLINA (Feb 27)
6 Caleb Dowden (Mercer) vs THE CITADEL (Feb 27)
6 Caleb Dowden (Mercer) vs WESTERN CAROLINA (Mar 20)
6 Mitchell Fineran (Samford) at The Citadel (Mar 27)

PAT kicks percentage (min. 2 attempts)

100.0 Caleb Dowden (Mercer) vs THE CITADEL (Feb 27) [6-6]
100.0 Caleb Dowden (Mercer) vs WESTERN CAROLINA (Mar 20) [6-6]
100.0 Mitchell Fineran (Samford) at The Citadel (Mar 27) [6-6]

Punts

10 Matt Campbell (The Citadel) at Clemson (Sep 19)
10 Brandon Dickerson (Western Carolina) at Eastern Kentucky (Nov 21)

Yards punted

418 Matt Campbell (The Citadel) at Clemson (Sep 19) [10-418]
401 Brandon Dickerson (Western Carolina) at Eastern Ky. (Nov 21) [10-401]

Longest punt

72 Gabe Boring (Chattanooga) vs WOFFORD (Feb 27)
69 Timmy Bleekrode (Furman) vs CHATTANOOGA (Mar 20)

Punting average (min. 2 attempts)

52.3 Gabe Boring (Chattanooga) vs WOFFORD (Feb 27) [3-157]
51.8 Matt Campbell (The Citadel) vs SAMFORD (Mar 27) [5-259]

Punt returns

5 Montrell Washington (Samford) vs WOFFORD (Mar 13)
4 Montrell Washington (Samford) at Furman (Mar 06)
4 Montrell Washington (Samford) vs MERCER (Apr 17)

Punt return yards

67 Montrell Washington (Samford) vs WOFFORD (Mar 13)
62 Alijah Huzzie (ETSU) vs SAMFORD (Feb 20)

Longest punt return

59 Alijah Huzzie (ETSU) vs SAMFORD (Feb 20)
55 Montrell Washington (Samford) at Furman (Mar 06)

Punt return TDs

1 Montrell Washington (Samford) at Furman (Mar 06)
1 Hayden Johnson (The Citadel) vs FURMAN (Apr 10)

Punt return average (min. 2 attempts)

31.0 Alijah Huzzie (ETSU) vs SAMFORD (Feb 20) [2-62]
27.5 Montrell Washington (Samford) vs WESTERN CAROLINA (Feb 27) [2-55]

Kick returns

6 Ty King (Samford) at Furman (Mar 06)
5 Quay Holmes (ETSU) at VMI (Apr 03)

Kick return yards

158 Quay Holmes (ETSU) at VMI (Apr 03)
143 TJ Luther (Wofford) vs VMI (Mar 27)

Kick return average (min. 2 attempts)

47.7 TJ Luther (Wofford) vs VMI (Mar 27) [3-143]
41.5 Tyree Nelson (Western Carolina) at Mercer (Mar 20) [2-83]

Longest kick return

100 Deondre Johnson (Mercer) at Jacksonville State (Oct 10)
100 TJ Luther (Wofford) vs VMI (Mar 27)

Kick return TDs

1 Deondre Johnson (Mercer) at Jacksonville State (Oct 10)
1 Ethan Dirrim (Mercer) vs THE CITADEL (Feb 27)
1 TJ Luther (Wofford) vs VMI (Mar 27)

Combined PR/KR yards

158 Quay Holmes (ETSU) at VMI (Apr 03) [0pr-158kr]
143 TJ Luther (Wofford) vs VMI (Mar 27) [0pr-143kr]

Interceptions

2 Chris Edmonds (Samford) at Furman (Mar 06)
1 49 times

Interception return yards

66 Chris Edmonds (Samford) at Furman (Mar 06)
46 Jacob Harris (Western Carolina) at Furman (Feb 20)

Interception return average (min. 2 attempts)

33.0 Chris Edmonds (Samford) at Furman (Mar 06) [2-66]

Longest interception return

46 Jacob Harris (Western Carolina) at Furman (Feb 20)
45 Chris Edmonds (Samford) at Furman (Mar 06)

Interception return TDs

1 Chris Edmonds (Samford) at Furman (Mar 06)
1 Jay Smith (The Citadel) vs FURMAN (Apr 10)

All-purpose yards

310 Quay Holmes (ETSU) vs WESTERN CAROLINA (Mar 27)
293 Quay Holmes (ETSU) at VMI (Apr 03)

Tackles

21.0 Stone Snyder (VMI) vs THE CITADEL (Apr 17) [7-14]
20.0 Lance Wise (Mercer) vs ABILENE CHRISTIAN (Oct 31) [12-8]
20.0 Christian Snyder (Chattanooga) vs MERCER (Mar 27) [6-14]
20.0 Connor Riddle (VMI) vs THE CITADEL (Apr 17) [8-12]

Sacks

3.0 Nelson Jordan (Samford) at ETSU (Feb 20) [3-0]
2.5 Stone Snyder (VMI) vs FURMAN (Feb 27) [2-1]

Tackles for loss

4.5 Connor Riddle (VMI) vs FURMAN (Feb 27) [4-1]
4.0 Nelson Jordan (Samford) at ETSU (Feb 20) [4-0]



2020-21 TEAM HIGHS

#SoConFB

Points		
55	Samford vs WESTERN CAROLINA (Feb 27)	
55	Samford at The Citadel (Mar 27)	
Points scored kicking		
14	Furman vs SAMFORD (Mar 06)	[3fg,5pat]
14	Samford vs MERCER (Apr 17)	[3fg,5pat]
Touchdowns		
8	Samford vs WESTERN CAROLINA (Feb 27)	
7	Samford at The Citadel (Mar 27)	
Total offense yards		
633	Samford vs VMI (Mar 20)	[63r,570p]
630	Samford vs WESTERN CAROLINA (Feb 27)	[319r,311p]
Total offense plays		
102	VMI at Samford (Mar 20)	[44r,58p]
91	Furman vs WESTERN CAROLINA (Feb 20)	[66r,25p]
Total offense yards/play		
7.6	Samford vs MERCER (Apr 17)	[78-596]
7.5	VMI at Wofford (Mar 27)	[67-502]
Rushing yards		
350	ETSU vs WESTERN CAROLINA (Mar 27)	
347	The Citadel vs EASTERN KENTUCKY (Sep 26)	
Rushing attempts		
72	The Citadel vs SAMFORD (Mar 27)	
70	The Citadel vs FURMAN (Apr 10)	
Yards per rush		
7.2	Western Carolina vs THE CITADEL (Mar 13)	[39-281]
6.8	Samford at The Citadel (Mar 27)	[36-245]
Rushing TDs		
6	Samford vs WESTERN CAROLINA (Feb 27)	
5	Mercer vs WESTERN CAROLINA (Mar 20)	
5	Mercer at Chattanooga (Mar 27)	
Longest rush		
73	The Citadel at Mercer (Feb 27)	
67	Western Carolina vs THE CITADEL (Mar 13)	
Passing yards		
570	Samford vs VMI (Mar 20)	
443	Samford vs MERCER (Apr 17)	
Passing attempts		
59	Samford vs VMI (Mar 20)	
58	VMI at Samford (Mar 20)	
Passing TDs		
4	Samford vs VMI (Mar 20)	
4	VMI at Wofford (Mar 27)	
Longest pass		
96	Samford vs VMI (Mar 20)	
85	Samford at Furman (Mar 06)	
Passes completed		
40	VMI at Samford (Mar 20)	
39	Samford vs MERCER (Apr 17)	
Had intercepted		
3	Mercer at Army West Point (Oct 24)	
3	Furman vs WESTERN CAROLINA (Feb 20)	
3	Chattanooga at Furman (Mar 20)	
3	VMI at James Madison (Apr 24)	
Pass completion percentage		
79.6	Samford vs MERCER (Apr 17)	[39-49]
78.3	VMI vs ETSU (Apr 03)	[36-46]
Passing yards/attempt		
12.2	Mercer vs THE CITADEL (Feb 27)	[17-208]
12.0	Samford at Furman (Mar 06)	[21-253]
Yards per catch		
27.0	The Citadel at Wofford (Apr 03)	[2-54]
25.3	The Citadel at Clemson (Sep 19)	[3-76]
Field goal attempts		
4	Samford vs VMI (Mar 20)	
4	Samford vs MERCER (Apr 17)	
Field goals made		
3	Furman vs SAMFORD (Mar 06)	
3	Samford at Furman (Mar 06)	
3	VMI at Western Carolina (Mar 06)	
3	Samford vs WOFFORD (Mar 13)	
3	Samford vs VMI (Mar 20)	
3	Samford vs MERCER (Apr 17)	
Longest field goal		
54	ETSU vs WESTERN CAROLINA (Mar 27)	
52	Western Carolina at Eastern Kentucky (Nov 21)	

Field goal percentage		
100.0	Furman vs SAMFORD (Mar 06)	[3-3]
100.0	Samford at Furman (Mar 06)	[3-3]
100.0	VMI at Western Carolina (Mar 06)	[3-3]
100.0	Samford vs WOFFORD (Mar 13)	[3-3]
PAT kicks attempted		
8	Samford vs WESTERN CAROLINA (Feb 27)	
7	Samford at The Citadel (Mar 27)	
PAT kicks made		
7	Samford vs WESTERN CAROLINA (Feb 27)	
7	Samford at The Citadel (Mar 27)	
PAT kicks percentage		
100.0	Samford at The Citadel (Mar 27)	[7-7]
100.0	Mercer vs THE CITADEL (Feb 27)	[6-6]
100.0	Mercer vs WESTERN CAROLINA (Mar 20)	[6-6]
2-point PAT attempts		
1	The Citadel at Army (Oct 10)	
1	The Citadel at Mercer (Feb 27)	
1	Chattanooga at The Citadel (Mar 06)	
1	The Citadel at Western Carolina (Mar 13)	
1	Furman vs CHATTANOOGA (Mar 20)	
1	VMI at Samford (Mar 20)	
1	VMI at Wofford (Mar 27)	
1	Mercer vs FURMAN (Apr 03)	
1	The Citadel vs FURMAN (Apr 10)	
2-point PATs made		
1	The Citadel at Mercer (Feb 27)	
1	Chattanooga at The Citadel (Mar 06)	
1	The Citadel at Western Carolina (Mar 13)	
1	VMI at Samford (Mar 20)	
Punts		
10	The Citadel at Clemson (Sep 19)	
10	Western Carolina at Eastern Kentucky (Nov 21)	
Longest punt		
72	Chattanooga vs WOFFORD (Feb 27)	
69	Furman vs CHATTANOOGA (Mar 20)	
Yards punted		
418	The Citadel at Clemson (Sep 19)	[10-418]
401	Western Carolina at Eastern Ky. (Nov 21)	[10-401]
Punting average		
52.3	Chattanooga vs WOFFORD (Feb 27)	[3-157]
51.8	The Citadel vs SAMFORD (Mar 27)	[5-259]
Punt returns		
5	Samford vs WOFFORD (Mar 13)	
4	Samford vs WESTERN CAROLINA (Feb 27)	
4	Samford at Furman (Mar 06)	
4	The Citadel vs ETSU (Mar 20)	
4	Samford vs MERCER (Apr 17)	
Punt return yards		
67	Samford vs WOFFORD (Mar 13)	
62	ETSU vs SAMFORD (Feb 20)	
Punt return average		
31.0	ETSU vs SAMFORD (Feb 20)	[2-62]
17.0	ETSU at The Citadel (Mar 20)	[2-34]
Punt return TDs		
1	Samford at Furman (Mar 06)	
1	The Citadel vs FURMAN (Apr 10)	
Longest punt return		
59	ETSU vs SAMFORD (Feb 20)	
55	Samford at Furman (Mar 06)	
Kick returns		
7	Samford at Furman (Mar 06)	
6	Western Carolina at Furman (Feb 20)	
6	The Citadel at Mercer (Feb 27)	
Kick return yards		
171	Western Carolina at Mercer (Mar 20)	
158	ETSU at VMI (Apr 03)	
Kick return average		
37.5	Chattanooga vs MERCER (Mar 27)	[2-75]
36.7	Mercer vs ETSU (Apr 10)	[3-110]
Longest kick return		
100	Mercer at Jacksonville State (Oct 10)	
100	Wofford vs VMI (Mar 27)	
Kick return TDs		
1	Mercer at Jacksonville State (Oct 10)	
1	Mercer vs THE CITADEL (Feb 27)	
1	Wofford vs VMI (Mar 27)	

Interceptions		
3	Western Carolina at Furman (Feb 20)	
3	Furman vs CHATTANOOGA (Mar 20)	
Interception return yards		
76	Western Carolina at Furman (Feb 20)	
66	Samford at Furman (Mar 06)	
Interception return average		
33.0	Samford at Furman (Mar 06)	[2-66]
25.3	Western Carolina at Furman (Feb 20)	[3-76]
Longest interception return		
46	Western Carolina at Furman (Feb 20)	
45	Samford at Furman (Mar 06)	
Interception return TDs		
1	Samford at Furman (Mar 06)	
1	The Citadel vs FURMAN (Apr 10)	
Fumbles lost		
6	The Citadel vs SAMFORD (Mar 27)	
3	Mercer at Wofford (Feb 20)	
Fumbles recovered		
6	Samford at The Citadel (Mar 27)	
3	Wofford vs MERCER (Feb 20)	
Sacked by opponent		
9	Furman at VMI (Feb 27)	
8	Samford at ETSU (Feb 20)	
QB sacks		
9	VMI vs FURMAN (Feb 27)	
8	ETSU vs SAMFORD (Feb 20)	
Turnovers committed		
7	The Citadel vs SAMFORD (Mar 27)	
4	Furman vs CHATTANOOGA (Mar 20)	
Turnovers caused		
7	Samford at The Citadel (Mar 27)	
4	Western Carolina at Eastern Kentucky (Nov 21)	
4	Chattanooga at Furman (Mar 20)	
Kicks blocked		
1	Mercer at Army West Point (Oct 24)	
1	Western Carolina vs THE CITADEL (Mar 13)	
1	Chattanooga at Furman (Mar 20)	
1	Western Carolina at Mercer (Mar 20)	
1	Furman at Mercer (Apr 03)	
1	The Citadel vs FURMAN (Apr 10)	
1	Samford vs MERCER (Apr 17)	
1	Mercer at Samford (Apr 17)	
First downs		
33	Furman vs WESTERN CAROLINA (Feb 20)	
33	VMI at Western Carolina (Mar 06)	
1st downs rushing		
23	The Citadel vs EASTERN KENTUCKY (Sep 26)	
23	ETSU vs WESTERN CAROLINA (Mar 27)	
1st downs passing		
22	Samford vs VMI (Mar 20)	
20	Samford vs MERCER (Apr 17)	
1st downs by penalty		
7	VMI at Wofford (Mar 27)	
6	Western Carolina at Eastern Kentucky (Nov 21)	
Penalties		
14	Wofford vs VMI (Mar 27)	
13	ETSU vs FURMAN (Mar 13)	
Penalties yards		
150	Wofford vs VMI (Mar 27)	
122	The Citadel vs CHATTANOOGA (Mar 06)	

ALL-TIME SOCON RECORDS



Winning percentage

Team (years in SoCon)	W	L	T	Pct.
Duke (24)	99	23	5	.7992
Alabama (11)	60	14	3	.7987
West Virginia (17)	56	13	3	.7986
Tennessee (11)	50	13	6	.736
East Carolina (13)	43	18	1	.702
Appalachian State (42)	204	87	5	.698
Vanderbilt (11)	42	17	5	.6953
Georgia Southern (21)	114	50	0	.6951
Tulane (11)	43	21	4	.662
North Carolina (31)	96	53	15	.631
Wofford (24)	115	68	0	.628
Georgia Tech (11)	41	23	10	.622
Wake Forest (17)	65	40	5	.614
Florida (11)	33	22	7	.589
Georgia (11)	38	26	4	.588
Furman (82)	280	219	11	.560
Clemson (31)	67	53	6	.556
Samford (13)	56	45	0	.554
William & Mary (40)	113	95	11	.541
Maryland (29)	64	58	9	.523
Marshall (21)	69	63	2	.522
Chattanooga (44)	154	159	2	.4921
Virginia Tech (41)	108	112	22	.4917
Richmond (37)	102	118	10	.465
Kentucky (11)	26	31	7	.461
LSU (11)	21	25	3	.459
Washington & Lee (32)	54	70	11	.441
South Carolina (31)	67	84	10	.431
Mercer (7)	23	31	0	.426
George Washington (23)	53	73	4	.423
The Citadel (82)	217	306	5	.416
VMI (87)	192	314	23	.385
Elon (11)	32	52	0	.3809
ETSU (31)	83	135	0	.3807
North Carolina State (31)	63	108	14	.378
Western Carolina (44)	116	204	1	.3629
Virginia (14)	24	46	10	.3625
Auburn (11)	20	40	7	.351
Mississippi State (11)	15	35	3	.311
Mississippi (11)	12	37	2	.255
Davidson (50)	51	174	8	.236
University of the South (9)	9	37	1	.202

Most victories

Team (years in SoCon)	W	L	T	Pct.
Furman (82)	280	219	11	.560
The Citadel (82)	217	306	5	.416
Appalachian State (42)	204	87	5	.698
VMI (87)	192	314	23	.385
Chattanooga (44)	154	159	2	.4921
Western Carolina (44)	116	204	1	.3629
Wofford (24)	115	68	0	.628
Georgia Southern (21)	114	50	0	.695
William & Mary (40)	113	95	11	.541
Virginia Tech (41)	108	112	22	.492
Richmond (37)	102	118	10	.465
Duke (24)	99	23	5	.799
North Carolina (31)	96	53	15	.631
ETSU (31)	83	135	0	.3807
Marshall (21)	69	63	2	.522
Clemson (31)	67	53	6	.556
South Carolina (31)	67	84	10	.431
Wake Forest (17)	65	40	5	.614
Maryland (29)	64	58	9	.523
North Carolina State (31)	63	108	14	.378
Alabama (11)	60	14	3	.799
Samford (13)	56	45	0	.554
West Virginia (17)	56	13	3	.799
Washington & Lee (32)	54	70	11	.441
George Washington (23)	53	73	4	.423
Davidson (50)	51	174	8	.236
Tennessee (11)	50	13	6	.736
East Carolina (13)	43	18	1	.702
Tulane (11)	43	21	4	.662
Vanderbilt (11)	42	17	5	.695
Georgia Tech (11)	41	23	10	.622
Georgia (11)	38	26	4	.588
Florida (11)	33	22	7	.589
Elon (11)	32	52	0	.381
Kentucky (11)	26	31	7	.461
Virginia (14)	24	46	10	.363
Mercer (7)	23	31	0	.426
LSU (11)	21	25	3	.459
Auburn (11)	20	40	7	.351
Mississippi State (11)	15	35	3	.311
Mississippi (11)	12	37	2	.255
University of the South (9)	9	37	1	.202



Tennessee's General Robert Neyland (right) guided the Volunteers to a 41-2-5 record and one SoCon title from 1926-32.



Legendary coach Paul "Bear" Bryant (center) began his coaching career in 1945 at then-SoCon member Maryland, guiding the Terrapins to a 6-2-1 overall mark.

Most victories (overall)

Rk Coach, school (seasons)

Rk	Coach, school (seasons)	Wins
1.	Jerry Moore, Appalachian State (1989-12)	215
2.	Wallace Wade, Alabama (1923-30); Duke (1931-41, 46-50)	171 (61 UA/110 DU)
3.	Mike Ayers, ETSU (1985-87); Wofford (1997-17)	161 (11 ETSU/150 WOF)
4.	Bobby Lamb, Furman (2002-10); Mercer (2014-19)	98 (67 FUR/31 MER)
5.	D.C. Walker, Wake Forest (1937-50)	77
6.	Frank Howard, Clemson (1940-52)	69
	Dick Sheridan, Furman (1978-85)	69
8.	H.C. Byrd, Maryland (1921-34)	68
9.	Jimmy Satterfield, Furman (1986-93)	66
	Bob Waters, Western Carolina (1977-88)	66

Average wins per season (min. three seasons)

Rk Coach, school (seasons)

Rk	Coach, school (seasons)	Avg.	Wins	Seasons
1.	Paul Johnson, Georgia Southern (1997-01)	12.4	62	5
2.	Jim Donnan, Marshall (1990-95)	10.7	64	6
3.	Jeff Monken, Georgia Southern (2010-13)	9.5	38	4
4.	Jerry Moore, Appalachian State (1989-12)	8.9	215	24
5.	Mike Sewak, Georgia Southern (2002-05)	8.8	35	4
6.	Dick Sheridan, Furman (1978-85)	8.6	69	8
7.	Joe Morrison, Chattanooga (1977-79)	8.3	25	3
	Tim Stowers, Georgia Southern (1993-95)	8.3	25	3
9.	George Chaump, Marshall (1986-89)	8.3	33	4
	Jimmy Satterfield, Furman (1986-93)	8.3	66	8

Winning percentage (min. three seasons)

Rk Coach, school (seasons)

Rk	Coach, school (seasons)	Pct.	Record
1.	Robert Neyland, Tennessee (1926-32)	93.4	61-2-5
2.	Paul Johnson, Georgia Southern (1997-01)	86.1	62-10
3.	Jim Tatum, Maryland (1947-52)	79.7	46-11-2
4.	Joe Morrison, Chattanooga (1977-79)	78.8	25-6-2
5.	Carl Voyles, William & Mary (1939-42)	78.2	29-7-3
6.	Wallace Wade, Alabama (1923-30); Duke (1931-41, 46-50)	76.5	171-49-10 (61-13-3 UA/110-36-7 DU)
7.	Jim Donnan, Marshall (1990-95)	75.3	64-21
8.	Dick Sheridan, Furman (1978-85)	74.5	69-23-2
9.	Pat Dye, East Carolina (1974-76)	72.7	24-9
10.	Jeff Monken, Georgia Southern (2010-13)	71.7	38-16

Most seasons

Rk Coach, school (seasons)


Rk	Coach, school (seasons)	Seasons
1.	Wallace Wade, Alabama (1923-30); Duke (1931-41, 46-50)	24 (8 UA/16 DU)
	Jerry Moore, Appalachian State (1989-12)	24
	Mike Ayers, ETSU (1985-87); Wofford (1997-17)	24 (3 ETSU/21 WOF)
4.	Ed Merrick, Richmond (1951-65)	15
	Bob King, Furman (1958-72)	15
	Bobby Lamb, Furman (2002-10); Mercer (2014-19)	15 (9 FUR/6 MER)
7.	H.C. Byrd, Maryland (1921-34)	14
	D.C. Walker, Wake Forest (1937-50)	14
	Bob Thalman, VMI (1971-84)	14
10.	Frank Howard, Clemson (1940-52)	13
	William Dole, Davidson (1952-64)	13
	John McKenna, VMI (1953-65)	13



Jerry Moore's 215 wins in 24 seasons at Appalachian State are the most of any SoCon head coach.



Wallace Wade won 171 games while at Alabama (61) and Duke (110) and later became the SoCon's first commissioner.



Mike Ayers retired after the 2017 season third all-time on the SoCon wins chart with 161 over 24 seasons at ETSU and Wofford.

NFL DRAFT PICKS



Year	Rd.	Sel.	Team	Name	Pos.	School	Year	Rd.	Sel.	Team	Name	Pos.	School
1936	6	54	New York Giants	Gus Durner	T	Duke	1944	13	129	Chicago Cardinals	Bob Longacre	B	William & Mary
1937	2	13	Brooklyn Dodgers	Ace Parker	TB	Duke	1944	14	142	Boston Yanks	John Maskas	G	Virginia Tech
1937	6	51	Philadelphia Eagles	Bill Guckeyson	B	Maryland	1944	15	146	Philadelphia Eagles	Dom Fucsi	T	South Carolina
1937	6	54	New York Giants	Jim Farley	G	VMI	1944	15	150	Chicago Bears	Bill Milner	LB	Duke
1937	7	63	Chicago Cardinals	Herm Dickerson	B	Virginia Tech	1944	17	168	Philadelphia Eagles	Jackie Freeman	B	William & Mary
1937	10	96	Washington Redskins	Mac Cara	E	North Carolina State	1944	17	171	Washington Redskins	Tom Davis	B	Duke
1938	5	36	Detroit Lions	Andy Bershak	E	North Carolina	1944	18	181	Green Bay Packers	Hugh Cox	B	North Carolina
1938	6	45	Chicago Cardinals	Joe Brunansky	T	Duke	1944	19	197	Boston Yanks	Art Faircloth	B	North Carolina State
1938	8	64	Pittsburgh Pirates	Tom Burnette	B	North Carolina	1944	21	219	Boston Yanks	Bill Furman	T	Washington & Lee
1938	12	103	Brooklyn Dodgers	Lou Mark	C	North Carolina State	1944	23	236	Green Bay Packers	John Perry	B	Duke
1938	12	108	New York Giants	Elmore Hackney	B	Duke	1944	24	242	Chicago Cardinals	Bob Nanni	T	Duke
1938	12	109	Washington Redskins	Hank Bartos	G	North Carolina	1944	24	248	Washington Redskins	Ed Bauer	G	South Carolina
1939	5	37	Detroit Lions	Steve Maronic	T	North Carolina	1944	24	252	Boston Yanks	Courtney Lawlor	B	Richmond
1939	5	40	New York Giants	Don Willis	B	Clemson	1944	26	269	Green Bay Packers	Ray Jordan	B	North Carolina
1939	6	49	Green Bay Packers	Larry Craig	QB	South Carolina	1944	30	308	Chicago Cardinals	Lloyd Ott	C	North Carolina State
1939	8	65	Brooklyn Dodgers	Dan Hill	C	Duke	1945	1	10	New York Giants	Elmer Barbour	BB	Wake Forest
1939	12	104	Philadelphia Eagles	Jack Kraynick	B	North Carolina	1945	10	93	Chicago Bears	Billy Poe	B	Clemson
1939	12	108	Washington Redskins	Robert O'Mara	B	Duke	1945	13	121	Chicago Cardinals	Buddy Luper	B	Duke
1939	13	111	Chicago Cardinals	Andy Sabodos	G	The Citadel	1945	13	123	Boston Yanks	George McDonald	T	South Carolina
1939	14	121	Pittsburgh Pirates	Ed Clary	B	South Carolina	1945	15	144	Chicago Cardinals	Gordon Carver	B	Duke
1939	14	130	New York Giants	George Watson	B	North Carolina	1945	15	146	Boston Yanks	Chan Highsmith	C	North Carolina
1939	15	135	Brooklyn Dodgers	Lou Trunzo	G	Wake Forest	1945	16	156	Boston Yanks	Skimp Harrison	E	South Carolina
1939	15	138	Washington Redskins	Eric Tipton	B	Duke	1945	16	160	Washington Redskins	Dom Fucsi	T	South Carolina
1939	16	142	Chicago Cardinals	Gus Goins	E	Clemson	1945	17	167	Chicago Cardinals	Ben Cittadino	E	Duke
1940	1	4	Brooklyn Dodgers	Banks McFadden	HB	Clemson	1945	17	172	Chicago Bears	Nick Sacrinty	QB	Wake Forest
1940	1	2	Philadelphia Eagles	George McAfee	HB	Duke	1945	18	177	Chicago Cardinals	Ralph Strayhorn	G	North Carolina
1940	2	11	Chicago Cardinals	George Stirweiss	B	North Carolina	1945	18	185	New York Giants	Bill Byrd	C	Maryland
1940	3	19	Brooklyn Dodgers	Rhoten Shetley	B	Furman	1945	22	220	Chicago Cardinals	Fred Grant	B	Wake Forest
1940	4	29	Brooklyn Dodgers	Bill Bailey	OE	Duke	1945	24	246	Cleveland Rams	Stan Nowak	E	South Carolina
1940	7	54	Brooklyn Dodgers	Ty Coon	G	North Carolina State	1945	25	256	Boston Yanks	Bill Iancelli	E	William & Mary
1940	7	55	Cleveland Rams	Bob Nowaskey	DE	George Washington	1945	26	271	Chicago Bears	Lu Gambino	FB	Maryland
1940	9	73	Pittsburgh Steelers	Dick Bousseau	T	Washington & Lee	1945	27	277	Pittsburgh Steelers	Glen Stough	T	Duke
1940	10	82	Pittsburgh Steelers	Paul Shu	B	VMI	1945	27	279	Cleveland Rams	Russ Perry	B	Wake Forest
1940	12	108	Washington Redskins	Allen Johnson	G	Duke	1945	29	302	Washington Redskins	Frank Irwin	T	Duke
1940	13	120	New York Giants	Joe Payne	G	Clemson	1945	29	304	Chicago Bears	Nick Forkovitch	FB	William & Mary
1940	16	148	Washington Redskins	Bolo Perdue	DE	Duke	1946	2	13	Pittsburgh Steelers	George Clark	B	Duke
1940	17	153	Pittsburgh Steelers	Mike Sullivan	E	North Carolina State	1946	2	15	New York Giants	Elmer Jones	G	Wake Forest
1940	18	166	Detroit Lions	Frank Ribar	B	Duke	1946	3	20	New York Giants	Hosea Rodgers	FB	North Carolina
1940	18	161	Chicago Cardinals	Shad Bryant	B	Clemson	1946	4	29	Chicago Bears	Ernie Knotts	G	Duke
1940	19	178	Washington Redskins	Charley Slagle	B	North Carolina	1946	5	38	Detroit Lions	Dave Harris	E	Wake Forest
1940	20	181	Chicago Cardinals	Rupert Pate	G	Wake Forest	1946	6	43	Pittsburgh Steelers	Marion Woods	G	Clemson
1941	1	11	Philadelphia Eagles	Art Jones	B	Richmond	1946	10	88	Philadelphia Eagles	Al Vandeweghe	E	William & Mary
1941	4	27	Pittsburgh Steelers	Jim Ringgold	B	Wake Forest	1946	11	93	Pittsburgh Steelers	Doc Holloway	G	William & Mary
1941	7	55	Detroit Lions	John Jett	E	Wake Forest	1946	12	105	New York Giants	Al Bush	T	Duke
1941	8	64	Cleveland Rams	Tony Gallovich	WB	Wake Forest	1946	14	147	Detroit Lions	Kelley Mote	OE	Duke
1941	9	75	Detroit Lions	Jasper Davis	B	Duke	1946	15	136	Green Bay Packers	Jim Hough	G	Clemson
1941	10	84	Cleveland Rams	John Pendergast	C	Wake Forest	1946	15	138	Detroit Lions	Pat Thrash	E	South Carolina
1941	10	88	Chicago Bears	Jim Lalanne	B	North Carolina	1946	16	144	Chicago Bears	Ted Hazelwood	T	North Carolina
1941	12	102	Pittsburgh Steelers	Paul Severin	E	North Carolina	1946	16	148	Philadelphia Eagles	Buddy Hubbard	B	William & Mary
1941	16	142	Pittsburgh Steelers	Wes McAfee	HB	Duke	1946	18	161	Chicago Cardinals	Frank Irwin	T	Duke
1941	16	143	Chicago Cardinals	Gates Kimball	T	North Carolina	1946	18	163	Pittsburgh Steelers	Charles (Buck) Garrison	G	Wake Forest
1941	18	162	Pittsburgh Steelers	Bill Cornwell	T	Furman	1946	19	171	Chicago Cardinals	Pride Ratterree	G	Wake Forest
1941	19	179	Chicago Bears	Alex Winterson	T	Duke	1946	20	188	Philadelphia Eagles	Dave Butcher	B	William & Mary
1942	1	4	Chicago Cardinals	Steve Lach	FB	Duke	1946	21	200	Los Angeles Rams	Cliff Lewis	DB	Duke
1942	5	35	Detroit Lions	Joe Blalock	E	Clemson	1946	23	213	Pittsburgh Steelers	Bill Leitheiser	G	Duke
1942	6	49	Green Bay Packers	Joe Krivonak	G	South Carolina	1946	24	222	Boston Yanks	Mike Karmazin	G	Duke
1942	7	58	New York Giants	Tommy Prothro	B	Duke	1946	28	262	Boston Yanks	Don Gleasner	E	Maryland
1942	9	76	Washington Redskins	Frank Swiger	B	Duke	1946	28	264	Chicago Bears	Howard Weldon	G	North Carolina
1942	11	95	Detroit Lions	John Polanski	FB	Wake Forest	1946	29	275	New York Giants	Steve Lucas	E	Duke
1942	13	114	Chicago Cardinals	Charley Givler	G	Wake Forest	1946	29	276	Green Bay Packers	Francis Saunders	T	Clemson
1942	13	118	New York Giants	Bob Barnett	C	Duke	1946	30	281	Chicago Cardinals	Jim LaRue	B	Duke
1942	14	129	Green Bay Packers	Bill Applegate	G	South Carolina	1946	30	285	New York Giants	Bill Voris	B	North Carolina
1942	18	164	Chicago Cardinals	Carl Suntheimer	C	North Carolina	1947	7	49	Pittsburgh Steelers	Bryant Meeks	C	South Carolina
1942	19	176	Washington Redskins	Charley Timmons	B	Clemson	1947	7	50	Chicago Cardinals	Howard Turner	B	North Carolina State
1942	20	181	Pittsburgh Steelers	Frank Kapriva	FB	Wake Forest	1947	8	57	Boston Yanks	Bill Chipley	E	Washington & Lee
1942	22	197	Brooklyn Dodgers	Walt Fedora	FB	George Washington	1947	9	66	Detroit Lions	Kale Alexander	T	South Carolina
1943	1	2	Philadelphia Eagles	Joe Muha	FB	VMI	1947	9	71	Philadelphia Eagles	Bob Leonetti	G	Wake Forest
1943	3	21	New York Giants	Dewey Proctor	B	Furman	1947	10	78	Pittsburgh Steelers	Paul Gibson	E	North Carolina State
1943	4	26	Detroit Lions	Ralph Hamer	B	Furman	1947	10	80	Philadelphia Eagles	Ulysses Cornogg	T	Wake Forest
1943	6	43	Brooklyn Dodgers	Harvey Johnson	T	William & Mary	1947	10	79	Washington Redskins	Ernie Williamson	T	North Carolina
1943	6	47	Philadelphia Eagles	Lou Sossamon	C	South Carolina	1947	12	98	Pittsburgh Steelers	Jack Fitch	B	North Carolina
1943	7	51	Detroit Lions	Paul Sizemore	E	Furman	1947	12	99	Washington Redskins	Ulysses S. Savage	E	Richmond
1943	9	73	Chicago Cardinals	Moffatt Storer	B	Duke	1947	13	108	Washington Redskins	Bob Steckroth	E	William & Mary
1943	11	96	New York Giants	Glenn Knox	E	William & Mary	1947	13	115	Chicago Bears	Emil Fritz	G	Maryland
1943	13	117	Philadelphia Eagles	Pete Boltrek	T	North Carolina State	1947	14	117	Boston Yanks	Leo Long	B	Duke
1943	14	124	Chicago Cardinals	Buster Ramsey	G	William & Mary	1947	15	131	Chicago Cardinals	Buddy Mulligan	B	Duke
1943	16	141	Detroit Lions	Marv Bass	T	William & Mary	1947	16	138	Pittsburgh Steelers	Ralph Jenkins	C	Clemson
1943	17	159	Chicago Bears	Pat Preston	G	Wake Forest	1947	18	159	Washington Redskins	Tom Nichols	B	Richmond
1943	20	189	Chicago Bears	Marion Butler	B	Clemson	1947	18	164	New York Giants	Dick Brinkley	B	Wake Forest
1943	21	196	New York Giants	Tank Marshall	G	North Carolina	1947	18	165	Chicago Bears	Walt Pupa	B	North Carolina
1943	22	206	New York Giants	John Korcowski	B	William & Mary	1947	19	168	Washington Redskins	Harry Dowda	DB	Wake Forest
1943	23	214	Brooklyn Dodgers	W.J. Gibson	E	North Carolina State	1947	22	200	Philadelphia Eagles	George Blomquist	E	North Carolina State
1943	32	298	Green Bay Packers	Ken Roskie	FB	South Carolina	1947	25	228	Washington Redskins	Hal Mullins	T	Duke
1944	3	25	Pittsburgh Steelers	Bob Gantt	E	Duke	1947	27	248	Washington Redskins	Otis Sacrinty	B	Wake Forest
1944	5	41	Chicago Cardinals	George Owen	G	Wake Forest	1947	28	258	Pittsburgh Steelers	Ralph Sazio	T	William & Mary
1944	7	65	Boston Yanks	Mike Andrews	E	North Carolina State	1947	28	262	Green Bay Packers	Baxter Jerrell	T	North Carolina
1944	8	66	Chicago Cardinals	Red Cochran	QB	Wake Forest	1947	28	263	Los Angeles Rams	Jim Hunnicutt	G	South Carolina
1944	8	75	Cleveland Rams	Stan Stasica	B	South Carolina	1947	29	274	New York Giants	Claude Harrison	B	South Carolina
1944	10	92	New York Giants	Ernie Beamer	E	Duke	1947	31	291	Los Angeles Rams	James Atwell	B	South Carolina
1944	10	95	Chicago Bears	Bill Starford	C	Wake Forest	1948	3	16	Washington Redskins	Tommy Thompson	LB	William & Mary
1944	12	114	New York Giants	Tommy Mont	QB	Maryland	1948	3	23	Chicago Cardinals	Bill Smith	T	North Carolina



NFL DRAFT PICKS

#SoConFB

Year	Rd.	Sel.	Team	Name	Pos.	School	Year	Rd.	Sel.	Team	Name	Pos.	School
1948	5	32	Chicago Bears	Knox Ramsey	G	William & Mary	1951	28	337	Los Angeles Rams	Sterling Wingo	B	Virginia Tech
1948	8	65	Chicago Cardinals	Jim Camp	B	North Carolina	1951	29	346	Philadelphia Eagles	Roscoe Hansen	E	North Carolina
1948	9	74	Chicago Bears	Malachi Mills	T	VMI	1951	30	360	Chicago Bears	Charley Butler	E	George Washington
1948	9	75	New York Giants	Ed Royston	G	Wake Forest	1952	1	6	Pittsburgh Steelers	Ed Modzelewski	FB	Maryland
1948	10	76	New York Giants	Stan Magdziak	B	William & Mary	1952	2	19	Washington Redskins	Andy Davis	DB	George Washington
1948	11	92	Chicago Bears	Jim McDowell	G	William & Mary	1952	3	30	Pittsburgh Steelers	Steve Wadiak	B	South Carolina
1948	18	165	Chicago Cardinals	Harry Caughron	T	William & Mary	1952	4	39	Cleveland Browns	Elmer Costa	G	North Carolina State
1948	20	180	Los Angeles Rams	Jim Rees	T	North Carolina State	1952	5	59	New York Giants	Bob Patton	T	Clemson
1948	20	184	Pittsburgh Steelers	Fred Folger	B	Duke	1952	6	62	New York Giants	Dave Cianelli	C	Maryland
1948	21	188	Washington Redskins	Bryan Bell	B	Washington & Lee	1952	6	67	Washington Redskins	Ed Kensler	G	Maryland
1948	21	189	Boston Yanks	Jim Lukens	E	Washington & Lee	1952	7	75	Chicago Cardinals	Harry Jabbusch	C	South Carolina
1948	23	208	Washington Redskins	Lou Hoitsma	E	William & Mary	1952	11	128	Chicago Bears	Bill Miller	B	Wake Forest
1948	23	212	Chicago Bears	Jim Duncan	E	Wake Forest	1952	13	148	Green Bay Packers	Billy Hair	B	Clemson
1948	23	214	Pittsburgh Steelers	Dike Norman	C	Washington & Lee	1952	13	156	Cleveland Browns	Tom Cosgrove	C	Maryland
1948	24	225	Chicago Cardinals	Dick Wedel	G	Wake Forest	1952	14	160	Chicago Cardinals	Tom Toffa	C	North Carolina State
1948	27	246	New York Giants	Tom Salisbury	T	Clemson	1952	14	169	Los Angeles Rams	Joe Moss	T	Maryland
1948	27	252	Philadelphia Eagles	Bill Stanton	DE	North Carolina State	1952	15	179	New York Giants	Paul Bischoff	E	West Virginia
1948	26	237	Detroit Lions	Phil Alexander	T	South Carolina	1952	16	186	Pittsburgh Steelers	Pete Ladogy	G	Maryland
1948	26	243	Philadelphia Eagles	Lou Creekmur	T	William & Mary	1952	17	199	Washington Redskins	Gil Bocetti	B	Washington & Lee
1948	28	263	Chicago Bears	Fred Hardison	E	Duke	1952	19	219	Chicago Cardinals	Ed Listopad	G	Wake Forest
1948	30	279	Boston Yanks	Harry Bonk	B	Maryland	1952	19	221	Philadelphia Eagles	Talbott Trammell	E	Washington & Lee
1949	1	6	Pittsburgh Steelers	Bobby Gage	B	Clemson	1952	19	226	Detroit Lions	Blaine Earon	DE	Duke
1949	1	7	Los Angeles Rams	Bobby Thomason	QB	VMI	1952	20	241	Los Angeles Rams	Ed Weber	B	William & Mary
1949	7	71	Philadelphia Eagles	Frank Gillespie	G	Clemson	1952	22	259	Washington Redskins	Jim O'Rourke	B	North Carolina State
1949	2	14	New York Giants	Al DeRogatis	DT	Duke	1952	23	272	Chicago Bears	Paul Nestor	T	Maryland
1949	3	28	Washington Redskins	Len Szafaryn	T	North Carolina	1952	23	275	New York Giants	Bob Bickel	B	Duke
1949	3	31	Chicago Bears	Red O'Quinn	DB	Wake Forest	1952	24	278	New York Giants	Bob Ward	G	Maryland
1949	5	44	New York Bulldogs	Mike Boyda	LB	Washington & Lee	1952	24	279	Green Bay Packers	John Schuetzner	E	South Carolina
1949	5	50	Chicago Cardinals	Tom Wham	E	Furman	1952	26	304	Chicago Cardinals	Charley Fry	T	Maryland
1949	6	60	Chicago Cardinals	Bernie Hanula	T	Wake Forest	1952	27	324	Cleveland Browns	Bill Maletzky	G	Maryland
1949	8	73	New York Bulldogs	Mike Rubish	E	North Carolina	1952	28	332	Chicago Bears	Karney Scioscia	B	Maryland
1949	8	78	Washington Redskins	Bob Kennedy	B	North Carolina	1952	30	354	Pittsburgh Steelers	Ed Kissell	DB	Wake Forest
1949	10	92	Detroit Lions	Bill Davis	G	Duke	1952	30	356	Chicago Bears	Bob Shemonski	B	Maryland
1949	14	138	Washington Redskins	Pat Haggerty	E	William & Mary	1953	1	3	Washington Redskins	Jack Scarbath	QB	Maryland
1949	16	153	New York Bulldogs	Jack Bruce	B	William & Mary	1953	2	16	Washington Redskins	Dick Modzelewski	DT	Maryland
1949	19	189	Chicago Bears	Bob Mitten	G	North Carolina	1953	4	43	Pittsburgh Steelers	Lloyd Colterayhn	E	Maryland
1949	20	192	Detroit Lions	Joe Romano	T	North Carolina	1953	4	42	Chicago Bears	Joe Koch	B	Wake Forest
1949	20	197	Los Angeles Rams	Lloyd Eisenberg	T	Duke	1953	4	47	San Francisco 49ers	Ed Fullerton	DB	Maryland
1949	21	208	Washington Redskins	Tommy Hughes	B	Duke	1953	5	54	Pittsburgh Steelers	Bob Gaona	T	Wake Forest
1949	21	209	Chicago Bears	Jim Duncan	E	Duke	1953	5	55	Chicago Bears	Stan Jones	G	Maryland
1949	22	213	New York Bulldogs	Jim Lail	B	Wake Forest	1953	6	67	Pittsburgh Steelers	Tom Barton	G	Clemson
1949	22	215	New York Giants	Tom Fetzter	B	Wake Forest	1953	6	71	Chicago Cardinals	Tom Higgins	T	North Carolina
1949	23	230	Chicago Cardinals	Bob Cox	E	North Carolina	1953	7	78	Pittsburgh Steelers	John Alderton	DE	Maryland
1949	25	249	Chicago Bears	Stan Marczyk	T	North Carolina	1953	8	89	Washington Redskins	Lew Weidensaul	E	Maryland
1950	2	16	New York Yanks	Art Weiner	E	North Carolina	1953	8	90	Chicago Bears	John Kreamcheck	DT	William & Mary
1950	3	34	Pittsburgh Steelers	George Hughes	T	William & Mary	1953	8	97	Los Angeles Rams	Bob Morgan	DT	Maryland
1950	5	60	Pittsburgh Steelers	Louis Allen	OT	Duke	1953	10	122	Detroit Lions	Dreher Gaskin	E	Clemson
1950	6	69	Green Bay Packers	Jack Cloud	LB	William & Mary	1953	11	124	Washington Redskins	Alex Webster	HB	North Carolina State
1950	9	108	Green Bay Packers	Roger Wilson	E	South Carolina	1953	12	137	Washington Redskins	Buzz Nutter	C	Virginia Tech
1950	9	113	Chicago Cardinals	Vito Ragazzo	E	William & Mary	1953	12	138	Chicago Bears	Jim Lawrence	T	Duke
1950	9	117	Cleveland Browns	Jim Duncan	DE	Wake Forest	1953	12	141	San Francisco 49ers	Carson Leach	G	Duke
1950	10	130	Cleveland Browns	Frank O'Pella	B	William & Mary	1953	12	146	Detroit Lions	Larry Spencer	B	Wake Forest
1950	16	201	Washington Redskins	Charlie Justice	B	North Carolina	1953	13	151	Green Bay Packers	Bob Orders	C	West Virginia
1950	16	203	Chicago Cardinals	Harry Bierman	E	Furman	1953	13	158	Detroit Lions	Bob Thomas	E	Washington & Lee
1950	16	206	Chicago Bears	Ed Bradley	G	Wake Forest	1953	14	159	Baltimore Colts	Frank Continetti	G	George Washington
1950	17	217	Chicago Cardinals	Tom Palmer	DT	Wake Forest	1953	16	190	Philadelphia Eagles	Bud Wallace	B	North Carolina
1950	18	230	Pittsburgh Steelers	Kenneth Powell	E	North Carolina	1953	17	206	Detroit Lions	Ray Green	T	Duke
1950	20	252	Detroit Lions	Fred Davis	E	Maryland	1953	18	210	Chicago Bears	Jim Shirley	B	Clemson
1950	22	282	Pittsburgh Steelers	Stan Burak	B	George Washington	1953	18	211	Pittsburgh Steelers	Carl Holben	T	Duke
1950	22	284	Chicago Bears	Jim Byler	G	North Carolina State	1953	18	218	Detroit Lions	Ed Mioduszewski	QB	William & Mary
1950	24	304	Detroit Lions	Jim McDowell	G	William & Mary	1953	19	220	Washington Redskins	Tom Flyzik	T	George Washington
1950	25	325	Cleveland Browns	Jim Brasher	C	Maryland	1953	19	221	Chicago Cardinals	Tom Donahue	C	Wake Forest
1950	26	331	Washington Redskins	Earl Roth	B	Maryland	1953	20	233	Washington Redskins	Bill Link	G	Wake Forest
1950	29	367	New York Bulldogs	Ed Jasonek	B	Furman	1953	21	246	Pittsburgh Steelers	Don Earley	G	South Carolina
1950	29	378	Philadelphia Eagles	Wes Curtier	T	Richmond	1953	21	251	Philadelphia Eagles	Hal Brooks	T	Washington & Lee
1951	2	21	Washington Redskins	Jim Staton	DT	Wake Forest	1953	22	259	Pittsburgh Steelers	Ed O'Connor	T	Maryland
1951	2	23	Chicago Bears	Bill George	LB	Wake Forest	1953	22	264	Cleveland Browns	Byrd Looper	B	Duke
1951	2	25	New York Giants	Ray Krouse	DT	Maryland	1953	24	290	Detroit Lions	Truett Grant	T	Duke
1951	3	27	Green Bay Packers	Fred Cone	FB	Clemson	1953	25	292	Washington Redskins	Art Hurd	G	Maryland
1951	4	46	New York Yanks	Elmer Wingate	DE	Maryland	1953	25	295	Chicago Bears	Clyde Pickard	G	Wake Forest
1951	6	64	San Francisco 49ers	Bishop Strickland	FB	South Carolina	1953	29	341	Chicago Cardinals	Earl Wrightenberry	T	Clemson
1951	6	66	Chicago Cardinals	Ed Jasonek	B	Furman	1953	29	343	Chicago Bears	Jack Lewis	E	Wake Forest
1951	7	81	Pittsburgh Steelers	Ray Mathews	B	Clemson	1953	29	347	New York Giants	Bob Griffis	G	Furman
1951	7	82	Cleveland Browns	Irv Holdash	C	North Carolina	1953	30	354	Chicago Bears	Bill Brehany	QB	VMI
1951	7	86	Cleveland Browns	Walt Michaels	LB	Washington & Lee	1953	30	355	Pittsburgh Steelers	Lou Tepe	C	Duke
1951	8	87	Washington Redskins	Billy Cox	DB	Duke	1954	3	35	San Francisco 49ers	Steve Korcheck	C	George Washington
1951	9	101	Washington Redskins	Jack Rowden	C	Maryland	1954	3	37	Detroit Lions	Bill Bowman	FB	William & Mary
1951	9	108	Chicago Bears	Bill Gregus	B	Wake Forest	1954	4	40	Green Bay Packers	Tommy Allman	B	West Virginia
1951	10	123	Cleveland Browns	Chet Giurla	G	Maryland	1954	5	54	Chicago Bears	Bob Griffis	G	Furman
1951	11	129	Pittsburgh Steelers	Joe McCutcheon	C	Washington & Lee	1954	5	61	Detroit Lions	George Parozzo	T	William & Mary
1951	11	131	New York Yanks	Wyndie Wyndham	B	Clemson	1954	6	68	Washington Redskins	Bill McHenry	C	Washington & Lee
1951	12	146	New York Giants	Bob Hudson	E	Clemson	1954	8	89	New York Giants	Ralph Starkey	T	West Virginia
1951	15	173	San Francisco 49ers	Dave Sparks	G	South Carolina	1954	8	92	Washington Redskins	Bill Marker	E	West Virginia
1951	16	195	Cleveland Browns	Ed Pasky	B	South Carolina	1954	12	140	Washington Redskins	Ben Dunkerley	T	West Virginia
1951	17	201	Pittsburgh Steelers	Ted Gehlmann	T	William & Mary	1954	15	178	Los Angeles Rams	Ed Elliott	B	Richmond
1951	19	224	Philadelphia Eagles	Jack Bove	T	West Virginia	1954	19	218	Chicago Cardinals	Jerry Sazio	T	William & Mary
1951	20	240	Chicago Bears	Larry Smith	C	South Carolina	1954	21	250	Los Angeles Rams	Jerry Cooper	T	West Virginia
1951	22	262	Pittsburgh Steelers	Dick Hendley	B	Clemson	1954	22	258	Chicago Bears	Charlie Sumner	DB	William & Mary
1951	24	282	Washington Redskins	Tom Powers	B	Duke	1954	24	282	Chicago Bears	Bill Jarrett	B	West Virginia
1951	25	300	Los Angeles Rams	Jackie Calvert	T	Clemson	1954	24	286	Los Angeles Rams	Ed Brookman	T	West Virginia
1951	26	308	Detroit Lions	Frank Kazmierski	C	West Virginia	1954	25	300	Cleveland Browns	Tom Hughes	T	Virginia Tech


NFL DRAFT PICKS




Year	Rd.	Sel.	Team	Name	Pos.	School	Year	Rd.	Sel.	Team	Name	Pos.	School
1954	27	324	Cleveland Browns	Johnny Mapp	B	VMI	1959	13	150	San Francisco 49ers	Bill Lopasky	G	West Virginia
1954	28	326	Chicago Cardinals	Tom Koller	B	William & Mary	1959	14	165	Los Angeles Rams	Pete Davidson	T	The Citadel
1954	29	345	Philadelphia Eagles	Jack Stone	B	West Virginia	1959	17	193	Green Bay Packers	Tom Secules	B	William & Mary
1954	29	348	Cleveland Browns	Troy Carter	B	VMI	1959	21	244	Washington Redskins	Mel Reight	B	West Virginia
1955	5	51	Baltimore Colts	George Preas	T	Virginia Tech	1959	21	245	Detroit Lions	Buddy Davis	B	Richmond
1955	5	57	Philadelphia Eagles	Gene Lamone	G	West Virginia	1959	22	255	Chicago Cardinals	Glenn Shamblyn	B	West Virginia
1955	7	76	Washington Redskins	Erik Christensen	E	Richmond	1959	22	260	Chicago Bears	Lennie Rubal	B	William & Mary
1955	7	82	San Francisco 49ers	Johnny Dean	B	Virginia Tech	1959	26	302	Philadelphia Eagles	Jim Burks	T	Virginia Tech
1955	7	83	Chicago Bears	Bruce Sturgess	B	William & Mary	1959	27	323	New York Giants	Joe Biscaha	E	Richmond
1955	11	128	New York Giants	Bill Hillen	E	West Virginia	1960	2	21	Washington Redskins	Sam Horner	HB	VMI
1955	13	154	San Francisco 49ers	Richie Gaskell	E	George Washington	1960	8	86	Los Angeles Rams	Carroll Dale	WR	Virginia Tech
1955	18	211	Los Angeles Rams	Clyde Sweeney	T	West Virginia	1960	14	163	Cleveland Browns	Bill Dumbauld	T	West Virginia
1955	21	242	Chicago Cardinals	Howie Wright	B	Virginia Tech	1960	14	164	Philadelphia Eagles	Ray Peterson	B	West Virginia
1955	22	255	Washington Redskins	Joe Boland	B	George Washington	1960	15	169	Los Angeles Rams	Harry Rakowski	C	The Citadel
1955	23	268	Washington Redskins	Chuck Donaldson	C	West Virginia	1960	16	186	Pittsburgh Steelers	Dave Ames	B	Richmond
1955	27	315	Baltimore Colts	Jim Locke	T	Virginia Tech	1960	17	194	Chicago Cardinals	Joe Davis	T	The Citadel
1955	28	332	New York Giants	Al Crow	DT	William & Mary	1961	3	42	Philadelphia Eagles	Don Oakes	T	Virginia Tech
1955	30	351	Washington Redskins	Tom Petty	E	Virginia Tech	1961	6	77	Baltimore Colts	Don Kern	HB	VMI
1956	1	6	Los Angeles Rams	Joe Marconi	FB	West Virginia	1961	12	157	Washington Redskins	Bob Coolbaugh	E	Richmond
1956	2	15	San Francisco 49ers	Bruce Bosley	C	West Virginia	1961	12	160	Chicago Bears	Howard Dyer	QB	VMI
1956	3	30	New York Giants	Sam Huff	LB	West Virginia	1961	16	214	Los Angeles Rams	Mike Zeno	G	Virginia Tech
1956	3	36	Washington Redskins	Fred Wyant	QB	West Virginia	1961	16	221	New York Giants	Bernie Vishneski	T	Virginia Tech
1956	4	40	San Francisco 49ers	Frank Pajaczkowski	B	Richmond	1962	6	78	San Francisco 49ers	Bill Winter	T	West Virginia
1956	4	49	Cleveland Browns	Bobby Moss	B	West Virginia	1962	11	148	San Francisco 49ers	Larry Jepson	C	Furman
1956	6	62	Detroit Lions	Bob Lusk	C	William & Mary	1962	14	191	Baltimore Colts	Stinson Jones	B	VMI
1956	7	76	Pittsburgh Steelers	Dick Gaspari	C	George Washington	1962	15	205	Baltimore Colts	Joe Monti	G	Furman
1956	11	122	Detroit Lions	Lou Wacker	B	Richmond	1962	15	210	Green Bay Packers	Roger Holdinsky	B	West Virginia
1956	11	133	Cleveland Browns	Bill Underdonk	T	West Virginia	1962	18	247	Baltimore Colts	Mel Rideout	QB	Richmond
1956	14	169	Cleveland Browns	Charlie Sidwell	B	William & Mary	1963	5	61	Baltimore Colts	Bill Ventura	T	Richmond
1956	19	218	Detroit Lions	Dale Vaughn	B	VMI	1963	7	95	Green Bay Packers	Olin Hill	T	Furman
1956	22	260	Green Bay Packers	Jonny Popson	B	Furman	1963	8	102	Philadelphia Eagles	Tom Woodeshick	RB	West Virginia
1957	8	95	Detroit Lions	Dave Liddick	DT	George Washington	1963	12	165	Chicago Bears	Dick Drummond	B	George Washington
1957	13	147	Los Angeles Rams	Bob Wolfenden	B	Virginia Tech	1963	13	181	New York Giants	Jim Moss	B	West Virginia
1957	13	153	Washington Redskins	Claude Austin	B	George Washington	1963	15	210	Green Bay Packers	Gene Breen	LB	Virginia Tech
1957	15	180	Chicago Bears	Tony Hosek	E	West Virginia	1963	18	250	New York Giants	Bill Pashe	DB	George Washington
1957	16	191	Detroit Lions	Hillmer Olson	C	Virginia Tech	1963	19	257	Baltimore Colts	Steve Berzansky	B	West Virginia
1957	18	213	Washington Redskins	Ed Sakach	G	George Washington	1964	5	66	Pittsburgh Steelers	T.W. Alley	T	William & Mary
1957	21	250	Chicago Cardinals	Joe Kopnisky	E	West Virginia	1964	6	76	Detroit Lions	John Hilton	TE	Richmond
1957	22	264	Chicago Bears	Tom Dalzell	T	Virginia Tech	1964	7	86	Philadelphia Eagles	Pete Goimarac	C	West Virginia
1957	24	285	Washington Redskins	Bob Jennings	C	Furman	1964	10	131	Los Angeles Rams	Ron Smith	QB	Richmond
1957	24	286	Chicago Cardinals	Ron Klim	C	West Virginia	1964	10	134	Detroit Lions	Glenn Holton	HB	West Virginia
1957	29	341	Cleveland Browns	Bill Trozzo	T	West Virginia	1964	11	150	Pittsburgh Steelers	Robert Soleau	LB	William & Mary
1957	30	358	Detroit Lions	Mike Shill	T	Furman	1964	12	156	Philadelphia Eagles	John Sapinsky	T	William & Mary
1958	1	7	Chicago Bears	Chuck Howley	LB	West Virginia	1964	13	177	St. Louis Cardinals	Jake Adams	E	Virginia Tech
1958	2	16	Washington Redskins	Mike Sommer	HB	George Washington	1965	3	29	San Francisco 49ers	Bob Schweickert	QB	Virginia Tech
1958	2	20	Pittsburgh Steelers	Larry Krutko	FB	West Virginia	1965	6	75	Dallas Cowboys	Sonny Utz	FB	Virginia Tech
1958	3	35	Baltimore Colts	Joe Nicely	G	West Virginia	1965	15	198	San Francisco 49ers	Joe Pabian	T	West Virginia
1958	8	89	Chicago Bears	Ed Rutsch	T	George Washington	1966	1	3	Pittsburgh Steelers	Dick Leftridge	FB	West Virginia
1958	10	121	Detroit Lions	Elliot Schaubach	T	William & Mary	1966	6	86	Dallas Cowboys	Bob Dunlevy	E	West Virginia
1958	11	130	Baltimore Colts	Bobby Jordan	B	VMI	1966	15	225	Detroit Lions	Bill Sullivan	DE	West Virginia
1958	13	148	Philadelphia Eagles	Mickey Trimarki	QB	West Virginia	1967	3	63	Chicago Bears	Garry Lyle	DB	George Washington
1958	17	197	Chicago Bears	Dick Eaton	C	Richmond	1967	10	254	St. Louis Cardinals	Lavern Barrs	DB	Furman
1958	17	198	Washington Redskins	Fred Wilt	T	Richmond	1968	3	58	Denver Broncos	Garrett Ford	RB	West Virginia
1958	19	221	Chicago Bears	Bill Chancey	E	West Virginia	1968	5	117	Washington Redskins	Mike Bragg	P	Richmond
1958	24	281	Chicago Bears	Russ Moon	T	Virginia Tech	1968	10	258	Philadelphia Eagles	John Mallory	DB	West Virginia
1959	3	32	Chicago Bears	Pete Johnson	DB	VMI	1968	13	336	Buffalo Bills	Dan Darragh	QB	William & Mary
1959	4	42	Detroit Lions	Art Brandriff	B	VMI	1968	14	366	Philadelphia Eagles	Dan Williamson	LB	West Virginia
1959	6	65	Washington Redskins	Jim McFalls	T	VMI	1968	14	373	Dallas Cowboys	Ron Williams*	DB	West Virginia
1959	6	67	Detroit Lions	Dick Guesman	DT	West Virginia	1968	16	412	Denver Broncos	Adin Brown	LB	William & Mary
1959	13	146	Chicago Cardinals	Pat Lamberti	E	Richmond	1969	16	415	Baltimore Colts	Jim McMillan	RB	The Citadel



North Carolina's Charlie Justice was drafted by the Washington Redskins in 1950. In 1961, he was inducted into the College Football Hall of Fame.



Maryland's Dick Modzelewski was a second-round pick of the Washington Redskins in 1953. He was elected to the College Football Hall of Fame in 1993.



The New York Giants drafted West Virginia's Sam Huff in the third round in 1956. Huff went on to become a five-time Pro Bowler during his Hall of Fame career.

NFL DRAFT PICKS



Appalachian State's Dino Hackett was a second-round pick by the Kansas City Chiefs in 1986. The linebacker went 35th overall.



Chattanooga's Terrell Owens was picked in the third round of the 1996 draft by the San Francisco 49ers to start his Pro Football Hall of Fame career.



Samford defensive back Jaquiski Tartt was drafted in the second round by the San Francisco 49ers in 2015.

#SoConFB

Year	Rd.	Sel.	Team	Name	Pos.	School	Year	Rd.	Sel.	Team	Name	Pos.	School
1969	17	417	Buffalo Bills	Wayne Lineberry	LB	East Carolina	1992	6	141	Indianapolis Colts	Shoun Habersham	WR	Chattanooga
1969	17	425	Denver Broncos	Buster O'Brien	QB	Richmond	1992	7	178	Seattle Seahawks	Mike Frier	DT	Appalachian State
1970	1	12	Atlanta Falcons	John Small	LB	The Citadel	1992	8	207	Seattle Seahawks	Muhammad Shamsid-Deen	RB	Chattanooga
1970	1	15	San Diego Chargers	Walker Gillette	WR	Richmond	1992	11	299	Dallas Cowboys	Pumpy Tudors	P	Chattanooga
1970	7	161	Buffalo Bills	Wayne Fowler	T	Richmond	1993	3	67	Atlanta Falcons	Harold Alexander	P	Appalachian State
1970	7	174	Baltimore Colts	Gordon Slade	QB	Davidson	1993	6	162	Pittsburgh Steelers	Willie Williams	DB	Western Carolina
1970	17	416	Chicago Bears	Joe Brunson	DT	Furman	1993	8	198	New England Patriots	Troy Brown	WR	Marshall
1971	3	61	St. Louis Cardinals	Jim Livesay	WR	Richmond	1994	6	179	Minnesota Vikings	Andrew Jordan	TE	Western Carolina
1971	11	280	Los Angeles Rams	Charlie Richards	QB	Richmond	1995	5	170	Green Bay Packers	Travis Jervey	RB	The Citadel
1971	14	364	Baltimore Colts	Mike Mikolayunas	WR	Davidson	1996	3	71	Tampa Bay Buccaneers	Donnie Abraham	CB	ETSU
1971	15	383	Oakland Raiders	Andy Giles	DE	William & Mary	1996	3	87	Buffalo Bills	Matt Stevens	DB	Appalachian State
1972	9	223	Atlanta Falcons	Ray Easterling	DB	Richmond	1996	3	89	San Francisco 49ers	Terrell Owens	WR	Chattanooga
1972	14	358	Oakland Raiders	Dennis Cambal	TE	William & Mary	1996	6	195	New England Patriots	Mario Orien	RB	Chattanooga
1972	15	389	Miami Dolphins	Bill Davis	DT	William & Mary	1997	3	65	Dallas Cowboys	Dexter Coakley	LB	Appalachian State
1973	11	272	New York Jets	David Knight	WR	William & Mary	1997	5	155	Philadelphia Eagles	Luther Broughton	TE	Furman
1973	16	391	Houston Oilers	Tom Dameron	WR	East Carolina	2000	4	108	San Francisco 49ers	John Keith	DB	Furman
1973	17	438	Dallas Cowboys	Les Strayhorn	RB	East Carolina	2000	5	159	Jacksonville Jaguars	Kiwaukee Thomas	DB	Georgia Southern
1974	1	12	Green Bay Packers	Barty Smith	RB	Richmond	2000	7	208	Kansas City Chiefs	Des Kitchings	WR	Furman
1974	4	80	New York Giants	Carl Summerell	QB	East Carolina	2001	7	235	Jacksonville Jaguars	Richmond Flowers	WR	Chattanooga
1974	4	95	Buffalo Bills	Carlester Crumpler	RB	East Carolina	2001	7	243	Kansas City Chiefs	Terdell Sands	DT	Chattanooga
1974	15	369	Baltimore Colts	Pat Kelly	LB	Richmond	2001	7	215	Atlanta Falcons	Corey Hall	DB	Appalachian State
1974	16	405	Kansas City Chiefs	Barry Beers	G	William & Mary	2002	6	199	Chicago Bears	Adrian Peterson	RB	Georgia Southern
1975	9	210	New York Giants	Mike Mahoney	WR	Richmond	2003	6	179	Jacksonville Jaguars	David Young	SS	Georgia Southern
1975	9	232	Oakland Raiders	Harry Knight	QB	Richmond	2005	7	222	Washington Redskins	Nehemiah Broughton	RB	The Citadel
1975	12	298	Philadelphia Eagles	Dick Pawlewicz	RB	William & Mary	2006	5	148	Green Bay Packers	Ingle Martin	QB	Furman
1976	9	244	New York Jets	Ronnie Moore	WR	VMI	2007	7	251	Jacksonville Jaguars	Chad Nkang	LB	Elon
1976	16	447	Detroit Lions	Craig McCurdy	LB	William & Mary	2008	2	58	Tampa Bay Buccaneers	Dexter Jackson	WR	Appalachian State
1977	6	166	Detroit Lions	Reggie Pinkney	DB	East Carolina	2008	5	146	Detroit Lions	Jerome Felton	RB	Furman
1977	8	206	Green Bay Packers	David Whitehurst	QB	Furman	2008	6	177	Cincinnati Bengals	Corey Lynch	SS	Appalachian State
1977	11	304	Baltimore Colts	Brian Ruff	LB	The Citadel	2009	5	138	Atlanta Falcons	William Middleton	CB	Furman
1978	4	103	Cleveland Browns	Pete Pullara	G	Chattanooga	2010	3	88	Arizona Cardinals	Andre Roberts	WR	The Citadel
1980	10	257	Atlanta Falcons	Walt Bellamy	DB	VMI	2010	3	89	Carolina Panthers	Armani Edwards	WR	Appalachian State
1980	10	259	Buffalo Bills	Greg Cater	P	Chattanooga	2011	4	128	Pittsburgh Steelers	Cortez Allen	DB	The Citadel
1981	9	226	St. Louis Cardinals	Stump Mitchell	RB	The Citadel	2011	5	137	Cleveland Browns	Buster Skrine	DB	Chattanooga
1982	5	125	St. Louis Cardinals	Earl Ferrell	RB	ETSU	2011	5	156	Seattle Seahawks	Mark LeGree	DB	Appalachian State
1982	10	259	St. Louis Cardinals	Eddie McGill	TE	Western Carolina	2011	5	163	San Francisco 49ers	Daniel Kilgore	OL	Appalachian State
1982	11	286	Minnesota Vikings	Curtis Rouse	G	Chattanooga	2011	6	186	Green Bay Packers	D.J. Smith	LB	Appalachian State
1983	7	186	Minnesota Vikings	Carl Lee	DB	Marshall	2012	2	33	St. Louis Rams	Brian Quick	WR	Appalachian State
1984	3	65	Cincinnati Bengals	Stanford Jennings	RB	Furman	2012	5	162	New Orleans Saints	Corey White	S	Samford
1984	6	151	New England Patriots	Ernest Gibson	DB	Furman	2012	7	243	Green Bay Packers	B.J. Coleman	QB	Chattanooga
1984	9	236	Buffalo Bills	Leroy Howell	DE	Appalachian State	2013	3	80	Dallas Cowboys	J.J. Wilcox	DB	Georgia Southern
1984	12	311	New York Giants	Lawrence Green	LB	Chattanooga	2013	5	165	Detroit Lions	Sam Martin	P	Appalachian State
1985	10	271	St. Louis Cardinals	Dinky Williams	RB	Furman	2013	7	210	Jacksonville Jaguars	Demetrius McCray	DB	Appalachian State
1985	11	305	Seattle Seahawks	Louis Cooper	LB	Western Carolina	2013	7	223	Pittsburgh Steelers	Nicholas Williams	DT	Samford
1986	2	35	Kansas City Chiefs	Dino Hackett	LB	Appalachian State	2013	7	238	Baltimore Ravens	Aaron Mellette	WR	Elon
1986	4	90	Kansas City Chiefs	Chas Fox	WR	Furman	2014	3	96	Minnesota Vikings	Jerick McKinnon	RB	Georgia Southern
1986	9	233	Philadelphia Eagles	Clyde Simmons	DE	Western Carolina	2014	4	137	New York Jets	Dakota Dozier	OL	Furman
1987	9	246	Tampa Bay Buccaneers	Greg Davis	P	The Citadel	2014	7	252	Cincinnati Bengals	Lavelle Westbrook	DB	Georgia Southern
1988	5	135	Buffalo Bills	Kirk Roach	K	Western Carolina	2015	2	46	San Francisco 49ers	Jaquiski Tartt	S	Samford
1988	7	188	Cleveland Browns	Thane Gash	DB	ETSU	2015	5	148	New Orleans Saints	Davis Tull	DE	Chattanooga
1988	10	265	New York Giants	Steve Wilkes	DB	Appalachian State	2016	2	62	Carolina Panthers	James Bradberry	DB	Samford
1989	4	101	Seattle Seahawks	Travis McNeal	TE	Chattanooga	2017	6	217	Tennessee Titans	Corey Levin	OL	Chattanooga
1989	4	112	San Francisco 49ers	Michael Barber	WR	Marshall	2018	7	243	New England Patriots	Keion Crossen	DB	Western Carolina
1989	6	144	Pittsburgh Steelers	Mark Stock	WR	VMI							
1989	6	164	Buffalo Bills	Sean Doctor	RB	Marshall							
1989	12	313	Atlanta Falcons	Tony Bowick	NT	Chattanooga							
1990	5	124	Kansas City Chiefs	Derrick Graham	T	Appalachian State							
1990	7	193	San Diego Chargers	Keith Collins	DB	Appalachian State							
1991	4	108	Dallas Cowboys	Tony Hill	DE	Chattanooga							
1991	12	331	Miami Dolphins	Joe Brunson	DT	Chattanooga							
1992	5	122	Seattle Seahawks	Gary Dandridge	DB	Appalachian State							

* played basketball, not football, for West Virginia

NCAA STATISTICAL CHAMPIONS (INDIVIDUAL)

All-purpose yards average

189.6, Otis Washington (WCU), 1988
210.3, DaVon Fowlkes (APP), 2004
213.0, Detrez Newsome (WCU), 2016
170.67, Detrez Newsome (WCU), 2017

Field goals made per game

2.16, Kirk Roach (WCU), 1986
2.0, Matt Vick (UTC), 2000
1.83, Andrew Wilcox (Elon), 2008
1.82, Anthony Pistelli (SAM), 2015

Field goal percentage

1.000, Walker Gliarmis (WOF), 2020-21

Forced fumbles per game

0.42, Jayden Pauling (WCU), 2019

Interceptions per game

1.0, Jim Bolding (ECU), 1975
0.77, Mark LeGree (APP), 2008

Kickoff return average

21.4, Sam Woolwine (VMI), 1955
36.4, Tony Ball (UTC), 1977
32.1, Josh Cole (FUR), 1995
34.6, Randy Moss (MAR), 1996
33.1, Richard Holland (VMI), 2000
37.2, Brian Bratton (FUR), 2001
35.9, Jerodis Williams (FUR), 2012
29.8, T.J. Luther (WOF), 2020-21

Passing completions per game

31.45, Scott Riddle (Elon), 2007
31.25, Devlin Hodges (Samford), 2016
28.92, Devlin Hodges (Samford), 2017
35.27, Devlin Hodges (Samford), 2018

Pass completion percentage

68.5, Jacob Huesman (UTC), 2014
69.4, Devlin Hodges (SAM), 2015
70.5, Devlin Hodges (SAM), 2018

Passing efficiency

170.9, Bobby Lamb (FUR), 1985
181.3, Michael Payton (MAR), 1991
172.4, Chris Forcier (FUR), 2011

Passing yards

4,283, Devlin Hodges (Samford), 2018

Passing yards per completion

15.66, Drayton Arnold (UTC), 2020-21

Passing yards per game

347.00, Scott Riddle (Elon), 2007
389.36, Devlin Hodges (Samford), 2018

Points responsible for per game

21.8, Devlin Hodges (SAM), 2018

Punting

44.6, Pat Velarde (MAR), 1983
43.3, Steve Kornegay (WCU), 1984
44.6, Greg Davis (CIT), 1986
43.3, Pumpu Tudors (UTC), 1989
47.0, Harold Alexander (APP), 1991
44.5, Harold Alexander (APP), 1992

Punt return average

13.8, Mike Sommer (GWU), 1955
19.21, Andre Roberts (CIT), 2008
21.9, Montrell Washington (SAM), 2019

Punt return touchdowns

3, Chandler Curtis (MER), 2014

Receptions

78, Mike Barber (MAR), 1987
113, Aaron Mellette (Elon), 2011

Receptions per game

8.7, Mike Mikolayunas (DAV), 1970
6.6, Wayne Tolleson (WCU), 1977

8.1, Jeff Johnson (TSU), 1994
9.4, DaVon Fowlkes (APP), 2004
10.64, Terrell Hudgins (Elon), 2007
10.25, Terrell Hudgins (Elon), 2009
10.27, Aaron Mellette (Elon), 2011
10.1, Karel Hamilton (Samford), 2016

Receiving yards per game

147.1, DaVon Fowlkes (APP), 2004
134.0, Terrell Hudgins (Elon), 2007
136.08, Terrell Hudgins (Elon), 2009
149.00, Aaron Mellette (Elon), 2011
122.2, Jacob Herres (VMI), 2020-21

Rushing yards per game

189.0, Louis Ivory (FUR), 2001

Sacks per game

1.09, Josh Beard (UTC), 2009
1.50, Adrian Hope (FUR), 2018

Scoring

15.8, Adrian Peterson (GSU), 1999
12.7, Chaz Williams (GSU), 2004

Tackles per game

10.2, Chad Nkang (Elon), 2005

Total offense

417.8, Devlin Hodges (SAM), 2018

Total receiving yards

1,474, Terrell Hudgins (Elon), 2007
1,633, Terrell Hudgins (Elon), 2009
1,639, Aaron Mellette (Elon), 2011
978, Jacob Herres (VMI), 2020-21

Solo tackles per game

8.73, Chris Camacho (UTC), 2007
6.70, Bryce Smith (SAM), 2009

Yards per pass attempt

10.56, P.J. Blazejowski, Furman, 2017



Elon's Aaron Mellette led the nation in receptions (113), receptions per game (10.27), receiving yards per game (149.00) and total receiving yards (1,639) in 2011.

NCAA STATISTICAL CHAMPIONS (TEAM)

Total offense

551.7, Georgia Southern, 1999
488.33, Appalachian State, 2007

Rushing offense per game

289.1, Furman, 1983
316.9, VMI, 1991
345.5, The Citadel, 1992
382.0, The Citadel, 1994
419.0, Georgia Southern, 1999
323.6, Georgia Southern, 2001
386.2, Georgia Southern, 2002
335.6, Georgia Southern, 2003
369.9, Georgia Southern, 2004
386.8, Georgia Southern, 2005
326.27, Georgia Southern, 2007
399.4, Georgia Southern, 2012
348.2, The Citadel, 2016

Passing efficiency

173.5, Georgia Southern, 2004
169.92, Wofford, 2008

Pass completion percentage

67.6, Chattanooga, 2014
69.7, Samford, 2015
70.2, Samford, 2018

Passing offense

392.7, Samford, 2018

Passing yards per completion

20.04, The Citadel, 2017
18.42, The Citadel, 2018

Passes had intercepted

3, Wofford, 2017

Scoring offense per game

42.4, Marshall, 1992
50.0, Georgia Southern, 1999
47.0, Georgia Southern, 2004

Sacks allowed per game

0.42, Wofford, 2008
0.21, Wofford, 2016
0.54, Furman, 2017
0.33, Wofford, 2019

Time of possession

34:19, The Citadel, 2017

Passing defense

104.4, Chattanooga, 1989
132.8, Furman, 2003
132.2, Western Carolina, 2005
139.1, Samford, 2014
99.6, Chattanooga, 2020-21

Scoring defense per game

9.9, Appalachian State, 1985
9.7, Furman, 1988
13.0, The Citadel, 1992

Net punting average

42.9, Marshall, 1994
44.5, Marshall, 1996
41.5, Western Carolina, 1998
41.6, Wofford, 2016
40.58, Mercer, 2018

Punt return average

19.67, The Citadel, 2008
19.41, Samford, 2019

Kickoff return average

26.8, Western Carolina, 1993
27.1, Furman, 1997
27.4, Western Carolina, 2005

Kick return defense

14.41, Mercer, 2017

Fumbles lost

3, Samford, 2009

Fumbles recovered

16, Mercer, 2017

Turnovers lost

11, Wofford, 2008
10, Mercer, 2015
10, ETSU, 2016

Turnover margin

+1.64, Wofford, 2003

First downs per game

24.50, Appalachian State, 2009

Fourth down efficiency

83.3%, Georgia Southern, 2007
81.82%, Furman, 2009

Fourth down efficiency defense

9.09%, Samford, 2009

Fewest penalties

38, VMI, 2017

Fewest penalties per game

2.92, The Citadel, 2013
3.27, Mercer, 2015
3.15, Furman, 2017

Fewest penalty yards

332, VMI, 2017

Fewest penalty yards per game

30.18, VMI, 2017
24.71, Furman, 2020-21

Blocked kicks allowed

0, Chattanooga, 2017
0, Samford, 2018
0, Samford, 2019
0, VMI, 2019
0, Wofford, 2019
0, ETSU, 2020-21
0, Chattanooga, 2020-21
0, VMI, 2020-21
0, Wofford, 2020-21

Blocked punts allowed

0, The Citadel, 2017
0, Chattanooga, 2017
0, Furman, 2018
0, Samford, 2018
0, The Citadel, 2019
0, ETSU, 2019
0, Furman, 2019
0, Samford, 2019
0, VMI, 2019
0, Western Carolina, 2019
0, Wofford, 2019
0, The Citadel, 2020-21
0, ETSU, 2020-21
0, Samford, 2020-21
0, Chattanooga, 2020-21
0, VMI, 2020-21
0, Western Carolina, 2020-21
0, Wofford, 2020-21

SOCON TEAMS IN OVERTIME

Date	Result
Dec. 1, 1990	Nevada-Reno 42, Furman 35 (3OT)
Oct. 19, 1991	Appalachian State 26, Furman 23 (3OT)
Nov. 2, 1991	Marshall 27, Western Carolina 24 (3OT)
Nov. 21, 1992	VMI 37, Chattanooga 34
Oct. 16, 1993	VMI 35, Chattanooga 29 (2OT)
Nov. 19, 1994	VMI 26, Appalachian State 23
Nov. 26, 1994	Appalachian State 17, New Hampshire 10
Nov. 16, 1996	VMI 34, The Citadel 27 (2OT)
Oct. 11, 1997	The Citadel 23, ETSU 20
Sept. 26, 1998	Western Carolina 31, ETSU 24
Oct. 3, 1998	Appalachian State 30, Wake Forest 27
Oct. 24, 1998	ETSU 22, Furman 19 (2OT)
Nov. 6, 1999	Samford 35, Western Carolina 32
Nov. 6, 1999	Chattanooga 30, The Citadel 27
Nov. 27, 1999	Massachusetts 30, Furman 23
Nov. 4, 2000	Chattanooga 20, The Citadel 13
Nov. 18, 2000	Furman 45, Chattanooga 44
Dec. 9, 2000	Montana 19, Appalachian State 16
Oct. 13, 2001	VMI 19, Chattanooga 16
Nov. 3, 2001	The Citadel 20, Chattanooga 17 (2OT)
Oct. 5, 2002	Wofford 27, Chattanooga 21
Sept. 11, 2003	ETSU 14, Tennessee-Martin 7
Sept. 25, 2004	Gardner-Webb 26, Western Carolina 20
Sept. 25, 2004	Pittsburgh 41, Furman 38
Sept. 3, 2005	Chattanooga 30, Tennessee Tech 23
Sept. 3, 2005	Georgia Southern 41, Northeastern 38
Sept. 25, 2005	Furman 44, Hofstra 41 (2OT)
Oct. 15, 2005	Furman 39, The Citadel 31 (3OT)
Sept. 9, 2006	Charleston Southern 38, The Citadel 35 (2OT)
Oct. 14, 2006	Chattanooga 17, Western Carolina 14
Oct. 21, 2006	Appalachian State 27, Georgia Southern 20 (2OT)
Oct. 21, 2006	Furman 28, Chattanooga 22
Oct. 21, 2006	The Citadel 30, Western Carolina 27
Nov. 18, 2006	Central Arkansas 34, Georgia Southern 31
Sept. 22, 2007	Chattanooga 45, Georgia Southern 38
Oct. 13, 2007	The Citadel 54, Furman 51
Oct. 13, 2007	Elon 36, Georgia Southern 33 (2OT)
Sept. 13, 2008	Georgia Southern 34, Northeastern 27
Sept. 27, 2008	Wofford 38, Georgia Southern 37
Oct. 25, 2008	Georgia Southern 38, Western Carolina 31
Nov. 1, 2008	Georgia Southern 44, The Citadel 41 (3OT)
Oct. 3, 2009	Appalachian State 30, The Citadel 27
Sept. 18, 2010	Richmond 27, Elon 21
Nov. 6, 2010	Georgia Southern 21, Appalachian State 14
Sept. 24, 2011	Elon 18, The Citadel 15
Sept. 8, 2012	Coastal Carolina 47, Furman 45 (3OT)
Oct. 27, 2012	Georgia Southern 39, Chattanooga 31 (3OT)
Nov. 3, 2012	Samford 24, Wofford 17 (2OT)
Nov. 10, 2012	Wofford 16, Chattanooga 13
Dec. 1, 2012	Illinois State 38, Appalachian State 37
Oct. 5, 2013	The Citadel 31, Appalachian State 28
Oct. 26, 2013	Western Carolina 27, Elon 24
Nov. 16, 2013	Samford 17, Chattanooga 14
Sept. 6, 2014	Jacksonville State 26, Chattanooga 23
Oct. 4, 2014	Coastal Carolina 37, Furman 31 (2OT)
Oct. 11, 2014	The Citadel 63, Charlotte 56 (2OT)
Oct. 18, 2014	Gardner-Webb 47, VMI 41 (2OT)
Nov. 8, 2014	The Citadel 42, Furman 35
Oct. 3, 2015	Wofford 34, Mercer 33
Oct. 3, 2015	Bucknell 28, VMI 22
Nov. 14, 2015	Mercer 27, Furman 20
Dec. 5, 2015	Jacksonville State 41, Chattanooga 35
Sept. 3, 2016	ETSU 20, Kennesaw State 17 (2OT)
Sept. 24, 2016	VMI 23, Bucknell 17 (3OT)
Oct. 1, 2016	Mercer 33, VMI 30

Date	Result
Oct. 22, 2016	The Citadel 24, Wofford 21
Nov. 5, 2016	The Citadel 37, Samford 34
Dec. 10, 2016	Youngstown State 30, Wofford 23 (2OT)
Sept. 23, 2017	ETSU 26, Mercer 23
Oct. 7, 2017	Wofford 35, Western Carolina 28
Nov. 4, 2017	Wofford 24, Chattanooga 21 (2OT)
Sept. 8, 2018	Chattanooga 29, The Citadel 28
Oct. 27, 2018	ETSU 45, Western Carolina 43 (3OT)
Aug. 31, 2019	Tennessee Tech 59, Samford 58 (2OT)
Sept. 14, 2019	The Citadel 27, Georgia Tech 24
Sept. 14, 2019	VMI 31, ETSU 24
Sept. 28, 2019	Samford 61, The Citadel 55 (4OT)
Oct. 12, 2019	VMI 48, Samford 41
Oct. 26, 2019	Wofford 35, Chattanooga 34
Nov. 2, 2019	Mercer 36, Samford 33 (3OT)
Nov. 9, 2019	Western Carolina 23, ETSU 20
March 6, 2021	Chattanooga 25, The Citadel 24
March 6, 2021	Furman 44, Samford 37
March 20, 2021	VMI 38, Samford 37



VMI's Daz Palmer ran for a 12-yard touchdown in the third overtime as the Keydets downed Bucknell on the road, 23-17, on Sept. 24, 2016.

Current league members' overtime records		
School	Record	Win pct.
The Citadel	10-11	.476
ETSU	5-4	.556
Furman	5-10	.333
Mercer	3-2	.600
Samford	3-5	.375
Chattanooga	7-14	.333
VMI*	9-5	.643
Western Carolina	3-8	.273
Wofford	7-3	.700
Total	52-62	.456

* includes two losses as a member of the Big South Conference

#SoConFB

FINAL NATIONAL RANKINGS



1982 (NCAA)

1. Eastern Kentucky
2. Louisiana Tech
3. Delaware
4. Tennessee State
5. Eastern Illinois
6. **Furman**
7. South Carolina State
8. Jackson State
9. Colgate
10. Grambling
11. Idaho
12. Northern Illinois
13. Holy Cross
14. Bowling Green
15. Boise State
16. Western Illinois
17. **Chattanooga**
18. Northwestern State
19. Montana
20. Lafayette

1983 (NCAA)

1. Southern Illinois
2. **Furman**
3. Holy Cross
4. North Texas State
5. Indiana State
6. Eastern Illinois
7. Colgate
8. Eastern Kentucky
9. **Western Carolina**
10. Grambling
11. Nevada-Reno
12. Idaho State
- T13. Boston University
- T13. Northeast Louisiana
15. Jackson State
16. Middle Tennessee
17. Tennessee State
18. South Carolina State
19. Mississippi Valley
20. New Hampshire

1984 (NCAA)

1. Alcorn State
- T2. Montana State
- T2. Rhode Island
4. Boston University
5. Indiana State
- T6. Middle Tennessee
- T6. Mississippi Valley
8. Eastern Kentucky
9. Louisiana Tech
10. Arkansas State
11. New Hampshire
12. Richmond
13. Murray State
14. **Western Carolina**
15. Holy Cross
16. **Furman**
17. **Chattanooga**
18. Northern Iowa
19. Delaware
20. McNeese State

1985 (NCAA)

1. Middle Tennessee
- T2. **Furman**
- T2. Nevada-Reno
4. Northern Iowa
5. Idaho
6. Arkansas State
7. Rhode Island
8. Grambling
9. Georgia Southern
10. Akron
11. Eastern Washington
- T12. **Appalachian State**
- T12. Delaware State
14. Louisiana Tech
15. Jackson State
16. William & Mary
17. Murray State
18. Richmond
19. Eastern Kentucky

20. Alcorn State

1986 (NCAA)

1. Nevada-Reno
2. Arkansas State
3. Eastern Illinois
4. Georgia Southern
5. Holy Cross
6. **Appalachian State**
7. Pennsylvania
8. William & Mary
9. Jackson State
10. Eastern Kentucky
11. Sam Houston State
12. Nicholls State
13. Delaware
14. Tennessee State
15. **Furman**
16. Idaho
17. Southern Illinois
18. Murray State
19. Connecticut
20. North Carolina A&T

1986 (TSN)

1. Nevada-Reno
2. Arkansas State
3. Eastern Illinois
4. Georgia Southern
5. **Appalachian State**
6. Holy Cross
7. Pennsylvania
8. Tennessee State
9. Jackson State
10. William & Mary
11. Nicholls State
12. Eastern Kentucky
13. Sam Houston State
14. Delaware
15. **Furman**
16. North Carolina A&T
17. Murray State
18. Cornell
19. Idaho
20. Northern Arizona

1987 (NCAA)

1. Holy Cross
2. **Appalachian State**
3. Northeast Louisiana
4. Northern Iowa
5. Idaho
6. Georgia Southern
7. Eastern Kentucky
8. James Madison
9. Jackson State
10. Weber State
11. Western Kentucky
12. Arkansas State
13. Maine
14. **Marshall**
15. Youngstown State
16. North Texas
17. Richmond
18. Howard
19. Sam Houston State
20. Delaware State

1987 (TSN)

1. Holy Cross
2. **Appalachian State**
3. Northeast Louisiana
4. Georgia Southern
5. Eastern Kentucky
6. Northern Iowa
7. Idaho
8. Weber State
9. Arkansas State
10. James Madison
11. North Texas
12. Jackson State
13. Howard
14. Western Kentucky
15. **Marshall**
17. **Furman**

18. Youngstown State
19. Harvard
20. Sam Houston State

1988 (NCAA)

1. Idaho
2. Georgia Southern
3. Western Illinois
4. **Furman**
5. Jackson State
6. **Marshall**
7. Eastern Kentucky
8. NW Louisiana
9. Stephen F. Austin
- T10. Massachusetts
- T10. North Texas
- T12. Boise State
- T12. Western Kentucky
14. **The Citadel**
15. Delaware
16. Montana
17. Middle Tennessee
18. Florida A&M
19. Holy Cross
20. Grambling

1988 (TSN)

1. Idaho
2. Georgia Southern
3. Western Illinois
4. **Furman**
5. **Marshall**
6. Northwestern State
7. Jackson State
8. Stephen F. Austin
9. Eastern Kentucky
10. North Texas
11. Montana
12. **The Citadel**
- T13. Boise State
- T13. Western Kentucky
15. Massachusetts
16. Holy Cross
17. Grambling
18. Delaware
19. Florida A&M
20. Pennsylvania

1989 (NCAA)

1. Georgia Southern
2. **Furman**
- T4. Stephen F. Austin
- T4. Holy Cross
- T4. Idaho
6. Montana
7. **Appalachian State**
8. Maine
9. Southwest Missouri St.
- T10. Middle Tennessee
- T10. William & Mary
12. Eastern Kentucky
13. Grambling
14. Youngstown State
15. Eastern Illinois
16. Villanova
17. Jackson State
18. Connecticut
19. Nevada-Reno
20. Northern Iowa

1989 (TSN)

1. Georgia Southern
2. **Furman**
- T3. Idaho
- T3. Stephen F. Austin
5. Montana
6. Holy Cross
7. **Appalachian State**
8. Middle Tennessee
9. Maine
- T9. Southwest Missouri St.
11. Eastern Kentucky
12. William & Mary
13. Eastern Illinois
14. Youngstown State
15. Grambling

16. Villanova
17. Jackson State
18. Yale
19. Northern Iowa
20. Nevada-Reno

1990 (NCAA)

1. Middle Tennessee
2. Youngstown State
3. Georgia Southern
4. Nevada-Reno
5. Eastern Kentucky
6. Southwest Missouri St.
7. William & Mary
8. Holy Cross
9. Massachusetts
10. Boise State
11. Northern Iowa
12. **Furman**
13. Idaho
14. Northeast Louisiana
15. **The Citadel**
16. Jackson State
17. Dartmouth
18. UCF
- T19. New Hampshire
- T19. North Carolina A&T

1990 (TSN)

1. Youngstown State
2. Middle Tennessee
3. Nevada-Reno
4. Eastern Kentucky
5. Georgia Southern
6. William & Mary
7. Southwest Missouri St.
8. Holy Cross
9. **Furman**
10. Northern Iowa
11. Boise State
12. Massachusetts
13. Idaho
14. UCF
15. **The Citadel**
16. Jackson State
17. Dartmouth
18. Northeast Louisiana
19. North Carolina A&T
20. New Hampshire

1991 (NCAA)

1. Nevada-Reno
2. Eastern Kentucky
3. Holy Cross
4. Northern Iowa
5. Alabama State
6. Delaware
7. Villanova
8. **Marshall**
9. Middle Tennessee
10. Samford
11. New Hampshire
12. Sam Houston State
13. Youngstown State
14. Western Illinois
15. Weber State
16. James Madison
17. **Appalachian State**
18. Northeast Louisiana
19. McNeese State
- T20. **The Citadel**
- T20. **Furman**

1991 (TSN)

1. Nevada-Reno
2. Eastern Kentucky
3. Northern Iowa
4. Holy Cross
5. Delaware
6. Villanova
7. **Marshall**
8. Middle Tennessee
9. Alabama State
10. **Appalachian State**
11. New Hampshire
12. Samford

13. Weber State
14. Youngstown State
15. **Furman**
16. Sam Houston State
17. James Madison
18. Lehigh
19. Western Illinois
20. Northeast Louisiana

1992 (NCAA)

1. **The Citadel**
2. Northeast Louisiana
3. Northern Iowa
4. Middle Tennessee
5. Idaho
6. **Marshall**
7. Youngstown State
8. Delaware
9. Samford
10. Villanova
11. McNeese State
12. Eastern Kentucky
13. William & Mary
14. Eastern Washington
15. Florida A&M
16. **Appalachian State**
17. North Carolina A&T
18. Alcorn State
19. Liberty
20. Western Illinois

1992 (TSN)

1. **The Citadel**
2. Northeast Louisiana
3. Northern Iowa
4. Middle Tennessee
5. Idaho
6. Youngstown State
7. Delaware
8. Samford
9. **Marshall**
10. Eastern Kentucky
11. Villanova
12. William & Mary
13. McNeese State
14. Eastern Washington
15. North Carolina A&T
16. **Appalachian State**
17. Grambling
18. Florida A&M
19. **Western Carolina**
20. Georgia Southern

1993 (TSN)

1. Troy State
2. **Georgia Southern**
3. Montana
4. Northeast Louisiana
5. McNeese State
6. Boston University
7. Youngstown State
8. Howard
9. **Marshall**
10. William & Mary
11. Idaho
12. UCF
13. Northern Iowa
14. Stephen F. Austin
15. Southern
16. Pennsylvania
17. Eastern Kentucky
18. Delaware
19. Western Kentucky
20. Eastern Washington
21. North Carolina A&T
22. Tennessee Tech
23. Alcorn State
24. Towson State
25. Massachusetts

1994 (TSN)

1. Youngstown State
2. Boise State
3. **Marshall**
4. Montana
5. Eastern Kentucky

6. McNeese State
7. James Madison
8. Idaho
9. **Appalachian State**
10. Boston University
11. Northern Iowa
12. Troy State
13. New Hampshire
14. Pennsylvania
15. North Texas
16. Middle Tennessee St.
17. Grambling
18. Alcorn State
19. William & Mary
20. UCF
21. Stephen F. Austin
22. Hofstra
23. South Carolina State
24. Western Illinois
25. Northern Arizona

1995 (TSN)

1. Montana
2. **Marshall**
3. McNeese State
4. Stephen F. Austin
5. **Appalachian State**
6. Delaware
7. Troy State
8. Southern
9. Murray State
10. Hofstra
11. **Georgia Southern**
12. Eastern Kentucky
13. Northern Illinois
14. Eastern Illinois
15. James Madison
16. Jackson State
17. Florida A&M
18. Idaho
19. William & Mary
20. Richmond
21. Boise State
22. Northern Arizona
23. Connecticut
24. Indiana State
25. Middle Tennessee St.

1996 (TSN)

1. **Marshall**
2. Montana
3. Northern Iowa
4. Troy State
5. William & Mary
6. Murray State
7. **ETSU**
8. Northern Arizona
9. **Furman**
10. Delaware
11. Jackson State
12. Villanova
13. Western Illinois
14. Florida A&M
15. Nicholls State
16. Eastern Illinois
17. New Hampshire
18. Youngstown State
19. Dartmouth
20. Howard
21. Stephen F. Austin
22. **Appalachian State**
23. Southwest Missouri St.
24. Dayton
25. James Madison

1997 (TSN)

1. Youngstown State
2. McNeese State
3. Delaware
4. Eastern Washington
5. Villanova
6. Western Illinois
7. Western Kentucky
8. **Georgia Southern**
9. Hampton
10. Florida A&M

11. Southern
12. Montana
13. Jackson State
14. Hofstra
15. Eastern Kentucky
16. Cal Poly-SLO
17. Northwestern St. (La.)
18. Stephen F. Austin
19. South Carolina State
20. Liberty
21. Eastern Illinois
22. **Appalachian State**
23. Dayton
24. Northeastern
25. Colgate

1997 (ESPN)

1. Youngstown State
2. McNeese State
3. Delaware
4. Eastern Washington
5. Villanova
6. Western Illinois
7. Western Kentucky
8. **Georgia Southern**
9. Montana
10. Hampton
11. Southern
12. Florida A&M
13. Jackson State
14. Northwestern State
15. Eastern Kentucky
16. Hofstra
17. Cal Poly SLO
18. Stephen F. Austin
19. Liberty
20. South Carolina State
21. Colgate
22. Eastern Illinois
23. **Appalachian State**
24. Northeastern
25. Dayton

1998 (TSN)

1. Massachusetts
2. **Georgia Southern**
3. Northwestern State
4. Western Illinois
5. Florida A&M
6. **Appalachian State**
7. Lehigh
8. McNeese State
9. Connecticut
10. Richmond
11. Hampton
12. Tennessee State
13. Troy State
14. Southern
15. Montana
16. Illinois State
17. William & Mary
18. Bethune-Cookman
19. Western Kentucky
20. Hofstra
21. Colgate
22. South Florida
23. Delaware
24. Murray State
25. Montana State

1999 (TSN)

1. **Georgia Southern**
2. Youngstown State
3. Illinois State
4. Florida A&M
5. Hofstra
6. Troy State
7. Massachusetts
8. Montana
9. **Appalachian State**
10. North Carolina A&T
11. Tennessee State
12. **Furman**
13. James Madison
14. Lehigh
15. Northern Iowa

16. Northern Arizona
17. Southern
18. Colgate
19. Jackson State
20. Portland State
21. Elon
22. Stephen F. Austin
23. South Florida
24. Villanova
25. Brown

2000 (TSN)

1. **Georgia Southern**
2. Montana
3. Delaware
4. **Appalachian State**
5. Western Kentucky
6. Richmond
7. Hofstra
8. Lehigh
9. Troy State
10. **Furman**
11. Youngstown State
12. Western Illinois
13. Grambling
14. Florida A&M
15. Portland State
16. McNeese State
17. Eastern Illinois
18. Weber State
19. Northern Iowa
20. Bethune-Cookman
21. North Carolina A&T
22. Tennessee Tech
23. **Wofford**
24. Illinois State
25. Southwest Texas State

2001 (TSN)

1. Montana
2. **Furman**
3. **Georgia Southern**
4. Northern Iowa
5. Lehigh
6. **Appalachian State**
7. Sam Houston State
8. Grambling
9. Eastern Illinois
10. Maine
11. Hofstra
12. Western Kentucky
13. McNeese State
14. Northwestern State
15. Youngstown State
16. Northern Arizona
17. William & Mary
18. Eastern Kentucky
19. Harvard
20. Villanova
21. Rhode Island
22. Florida A&M
23. Tennessee Tech
24. Penn
25. Tennessee State

2002 (TSN)

1. Western Kentucky
2. McNeese State
3. **Georgia Southern**
4. Villanova
5. Western Illinois
6. Maine
7. Montana
8. Grambling
9. **Furman**
10. **Appalachian State**
11. Northeastern
12. Fordham
13. Eastern Illinois
14. **Wofford**
15. Bethune-Cookman
16. Northwestern State
17. Penn
18. Idaho State
19. Montana State
20. Murray State

21. Eastern Kentucky
22. Gardner-Webb
23. Nicholls State
24. Southeast Missouri St.
25. Colgate

2003 (TSN/CSTV)

1. Delaware
2. Colgate
3. **Wofford**
4. Florida Atlantic
5. Northern Iowa
6. Western Illinois
7. Western Kentucky
8. McNeese State
9. Southern Illinois
10. Northern Arizona
11. Massachusetts
12. Pennsylvania
13. Southern
14. Montana
15. Bethune-Cookman
16. North Carolina A&T
17. Grambling
18. Jacksonville State
19. Northern Colorado
20. Northeastern
21. Montana State
22. Idaho State
23. Lehigh
24. **Georgia Southern**
25. Villanova

2004 (TSN)

1. James Madison
2. Montana
3. William & Mary
4. Sam Houston
5. **Furman**
6. New Hampshire
7. Delaware
8. Eastern Washington
9. Southern Illinois
10. **Georgia Southern**
11. Western Kentucky
12. Hampton
13. Harvard
14. Jacksonville State
15. Lehigh
16. Cal Poly
17. Northwestern State
18. **Wofford**
19. Lafayette
20. Alabama State
21. Pennsylvania
22. South Carolina State
23. North Dakota State
24. Coastal Carolina
25. Northern Iowa

2005 (TSN)

1. **Appalachian State**
2. Northern Iowa
3. **Furman**
4. Texas State
5. New Hampshire
6. Cal Poly
7. Southern Illinois
8. Richmond
9. **Georgia Southern**
10. Hampton
11. Grambling State
12. Montana
13. Eastern Washington
14. Youngstown State
15. Brown
16. Eastern Illinois
17. Nicholls State
18. Montana State
19. Massachusetts
20. South Carolina State
21. Lafayette
22. Illinois State
23. Colgate
24. Coastal Carolina
25. James Madison

2006 (TSN)

1. **Appalachian State**
2. Massachusetts
3. Montana
4. Youngstown State
5. North Dakota State
6. New Hampshire
7. Southern Illinois
8. Illinois State
9. James Madison
10. Montana State
11. Hampton
12. **Furman**
13. Tennessee-Martin
14. Coastal Carolina
15. Eastern Illinois
16. Cal Poly
17. Northern Iowa
18. Princeton
19. Portland State
20. San Diego
21. McNeese State
22. South Dakota State
23. **Wofford**
24. Central Arkansas
25. Yale

2006 (CSN)

1. **Appalachian State**
2. Massachusetts
3. Montana
4. Youngstown State
5. North Dakota State
6. New Hampshire
7. Southern Illinois
8. Illinois State
9. James Madison
10. Hampton
11. Montana State
12. **Furman**
13. Tennessee-Martin
14. Cal Poly
15. Coastal Carolina
16. Eastern Illinois
17. Princeton
18. San Diego
19. Northern Iowa
20. Portland State
21. South Dakota State
22. McNeese State
23. **Wofford**
24. Cal-Davis
25. Northern Arizona

2007 (Coaches)

1. **Appalachian State**
2. Delaware
3. Southern Illinois
4. Richmond
5. Northern Iowa
6. Massachusetts
7. James Madison
8. Eastern Washington
9. North Dakota State
10. **Wofford**
11. McNeese State
12. Montana
13. Eastern Kentucky
14. New Hampshire
15. Eastern Illinois
16. Delaware State
17. Youngstown State
18. **Georgia Southern**
19. Fordham
20. Harvard
21. Yale
22. South Dakota State
23. **Elon**
24. Grambling State
25. Dayton

2007 (TSN)

1. **Appalachian State**
2. Delaware
3. Southern Illinois
4. Northern Iowa

FINAL NATIONAL RANKINGS



5. Richmond
6. **Wofford**
7. Massachusetts
8. Eastern Washington
9. North Dakota State
10. Montana
11. McNeese State
12. James Madison
13. Eastern Kentucky
14. New Hampshire
15. Delaware State
16. Youngstown State
17. **Georgia Southern**
18. Eastern Illinois
- T19. South Dakota State
- T19. Fordham
21. Harvard
22. Yale
23. **Elon**
24. Cal Poly
25. Grambling State

2008 (Coaches)

1. Richmond
2. Montana
3. James Madison
4. Northern Iowa
5. **Appalachian State**
6. Villanova
7. New Hampshire
8. Cal Poly
9. Weber State
10. Southern Illinois
11. **Wofford**
12. Central Arkansas
13. South Carolina State
14. Harvard
15. Liberty
16. Maine
17. Colgate
18. Eastern Kentucky
19. **Elon**
20. William & Mary
21. McNeese State
22. Jacksonville State
23. Texas State
24. Grambling State
25. Prairie View A&M

2008 (TSN)

1. Richmond
2. Montana
3. James Madison
4. Northern Iowa
5. **Appalachian State**
6. Villanova
7. Weber State
8. New Hampshire
9. **Wofford**
10. Cal Poly
11. Southern Illinois
12. Central Arkansas
13. South Carolina State
14. Liberty
15. Harvard
16. Colgate
17. **Elon**
18. Maine
19. Eastern Kentucky
20. William & Mary
21. McNeese State
22. Texas State
23. Jacksonville State
24. Grambling State
25. Prairie View

2009 (Coaches)

1. Villanova
2. Montana
- T3. **Appalachian State**
- T3. William & Mary
5. Richmond
6. Southern Illinois
7. New Hampshire
8. South Carolina State
9. Stephen F. Austin

10. **Elon**
11. South Dakota State
12. McNeese State
13. Eastern Washington
14. Holy Cross
15. Eastern Illinois
16. Jacksonville State
17. Weber State
18. Northern Iowa
19. Prairie View A&M
20. Colgate
21. Liberty
22. Florida A&M
23. Pennsylvania
24. Texas State
25. Lafayette

2009 (TSN)

1. Villanova
2. Montana
3. **Appalachian State**
4. William & Mary
5. Richmond
6. Southern Illinois
7. New Hampshire
8. South Carolina State
9. **Elon**
10. Stephen F. Austin
11. South Dakota State
12. McNeese State
13. Eastern Washington
14. Holy Cross
15. Prairie View A&M
16. Jacksonville State
17. Weber State
18. Northern Iowa
19. Eastern Illinois
20. Pennsylvania
21. Colgate
22. Liberty
23. Florida A&M
24. Lafayette
25. Texas State

2010 (Coaches)

1. Eastern Washington
2. Delaware
3. Villanova
4. **Appalachian State**
5. **Wofford**
6. **Georgia Southern**
7. New Hampshire
8. William & Mary
9. North Dakota State
10. Stephen F. Austin
11. Montana State
12. Jacksonville State
13. Southeast Missouri
14. Lehigh
15. Bethune Cookman
16. Penn
17. South Carolina State
18. Northern Iowa
19. Liberty
20. Western Illinois
21. Montana
22. Jacksonville
23. Cal Poly
24. Grambling State
25. Dayton

2010 (TSN)

1. Eastern Washington
2. Delaware
3. Villanova
4. **Appalachian State**
5. **Georgia Southern**
6. **Wofford**
7. New Hampshire
8. Stephen F. Austin
9. North Dakota State
10. William & Mary
11. Montana State
12. Jacksonville State
13. Southeast Missouri
14. Lehigh

15. Bethune Cookman
16. South Carolina State
17. Western Illinois
18. Penn
19. Northern Iowa
20. Montana
21. Liberty
22. Jacksonville
23. Grambling State
24. Cal Poly
25. Dayton

2011 (Coaches)

1. North Dakota State
2. Sam Houston State
3. **Georgia Southern**
4. Montana
5. Northern Iowa
6. Lehigh
7. Montana State
8. Maine
9. Towson
10. Old Dominion
11. **Appalachian State**
12. New Hampshire
13. **Wofford**
14. James Madison
15. Central Arkansas
16. Stony Brook
17. Harvard
18. Norfolk State
19. Tennessee Tech
20. Delaware
21. Eastern Kentucky
22. Illinois State
23. Albany
24. Jackson State
25. Liberty

2011 (TSN)

1. North Dakota State
2. Sam Houston State
3. Montana
4. **Georgia Southern**
5. Lehigh
6. Northern Iowa
7. Montana State
8. Maine
9. Towson
10. Old Dominion
11. New Hampshire
12. **Appalachian State**
13. **Wofford**
14. Central Arkansas
15. James Madison
16. Harvard
17. Delaware
18. Stony Brook
19. Norfolk State
20. Illinois State
21. Tennessee Tech
22. Jackson State
23. North Dakota
24. Eastern Kentucky
25. Liberty

2012 (Coaches)

1. North Dakota State
2. Sam Houston State
3. **Georgia Southern**
4. Eastern Washington
5. Montana State
6. Old Dominion
7. **Wofford**
8. **Appalachian State**
9. Illinois State
10. Central Arkansas
11. Cal Poly
12. Stony Brook
13. New Hampshire
14. Lehigh
15. Towson
16. Villanova
17. South Dakota State
18. Richmond
19. Eastern Kentucky

20. Northern Arizona
21. James Madison
22. Wagner
23. Bethune-Cookman
24. Coastal Carolina
25. Eastern Illinois

2012 (TSN)

1. North Dakota State
2. Sam Houston State
3. **Georgia Southern**
4. Eastern Washington
5. Montana State
6. Old Dominion
7. **Wofford**
8. Illinois State
9. **Appalachian State**
10. Central Arkansas
11. Stony Brook
12. Cal Poly
13. New Hampshire
14. South Dakota State
15. Villanova
16. Lehigh
17. Towson
18. Richmond
19. James Madison
20. Northern Arizona
21. Wagner
22. Bethune-Cookman
23. Eastern Kentucky
24. Coastal Carolina
25. Colgate

2013 (Coaches)

1. North Dakota State
2. Towson
3. Eastern Washington
4. Eastern Illinois
5. New Hampshire
6. Southeastern La.
7. Coastal Carolina
8. Montana
9. McNeese State
10. Fordham
11. Maine
12. Jacksonville State
13. Sam Houston State
14. South Dakota State
15. Northern Arizona
16. Bethune-Cookman
17. Tennessee State
18. **Samford**
19. Youngstown State
20. Montana State
21. **Furman**
22. Charleston Southern
23. Harvard
24. Southern Utah
25. **Chattanooga**

2013 (TSN)

1. North Dakota State
2. Towson
3. Eastern Washington
4. Eastern Illinois
5. New Hampshire
6. Southeastern La.
7. Coastal Carolina
8. Montana
9. Fordham
10. Jacksonville State
11. McNeese State
12. Maine
13. South Dakota State
14. Sam Houston State
15. Northern Arizona
16. Bethune-Cookman
17. Tennessee State
18. Youngstown State
19. **Samford**
20. Montana State
21. Southern Utah
22. **Furman**
23. **Chattanooga**
24. Charleston Southern

25. South Carolina State

2014 (Coaches)

1. North Dakota State
2. Illinois State
3. New Hampshire
4. Eastern Washington
5. Coastal Carolina
6. Sam Houston State
7. Villanova
8. **Chattanooga**
9. Jacksonville State
10. Northern Iowa
11. Montana
12. SE Louisiana
13. South Dakota State
14. Fordham
15. Harvard
16. Richmond
17. Liberty
18. Indiana State
19. James Madison
20. Montana State
21. Eastern Kentucky
22. Bethune-Cookman
23. Sacred Heart
24. William & Mary
25. Youngstown State

2014 (TSN)

1. North Dakota State
2. Illinois State
3. New Hampshire
4. Eastern Washington
5. Coastal Carolina
6. Sam Houston State
7. Villanova
8. **Chattanooga**
9. Jacksonville State
10. Northern Iowa
11. Fordham
12. South Dakota State
13. Montana
14. SE Louisiana
15. Harvard
16. Richmond
17. Liberty
18. James Madison
19. Indiana State
20. Montana State
21. Eastern Kentucky
22. Youngstown State
23. Bethune-Cookman
24. Sacred Heart
25. Idaho State

2015 (Coaches)

1. North Dakota State
2. Jacksonville State
3. Richmond
4. Sam Houston State
5. Illinois State
6. Northern Iowa
7. Charleston Southern
8. **Chattanooga**
9. McNeese State
10. Portland State
11. James Madison
12. William & Mary
13. Colgate
14. Montana
15. **The Citadel**
16. South Dakota State
17. Coastal Carolina
18. Southern Utah
19. Fordham
20. Harvard
21. North Carolina A&T
22. Western Illinois
23. Eastern Illinois
24. Dartmouth
25. Bethune-Cookman

2015 (STATS LLC)

1. North Dakota State
2. Jacksonville State
3. Sam Houston State
4. Richmond
5. Illinois State
6. Charleston Southern
7. McNeese State
8. Northern Iowa
- 9. Chattanooga**
10. Portland State
11. James Madison
12. William & Mary
- 13. The Citadel**
14. Montana
15. South Dakota State
16. Coastal Carolina
17. Colgate
18. Southern Utah
19. Fordham
20. Harvard
21. North Carolina A&T
22. Western Illinois
23. Dartmouth
24. Grambling State
25. Eastern Illinois

2016 (Coaches)

1. James Madison
2. Youngstown State
3. North Dakota State
4. Eastern Washington
5. Sam Houston State
6. Jacksonville State
7. South Dakota State
8. Richmond
- 9. The Citadel**
- 10. Chattanooga**
- 11. Wofford**
12. North Dakota
13. Villanova
14. Charleston Southern
15. Grambling State
16. Central Arkansas
17. New Hampshire
18. Lehigh
19. North Carolina Central
20. North Carolina A&T
- T21. Cal-Poly
- T21. San Diego
- 23. Samford**
24. Weber State
25. Montana

2016 (STATS LLC)

1. James Madison
2. Youngstown State
3. North Dakota State
4. Eastern Washington
5. Sam Houston State
6. South Dakota State
7. Jacksonville State
8. Richmond
- 9. Wofford**
- 10. The Citadel**
11. Villanova
12. North Dakota
- 13. Chattanooga**
14. Central Arkansas
15. Charleston Southern
16. Grambling State
17. New Hampshire
18. Coastal Carolina
19. San Diego
20. North Carolina A&T
21. Lehigh
22. North Carolina Central
- 23. Samford**
24. Cal Poly
25. Weber State

2017 (Coaches)

1. North Dakota State
2. James Madison
3. Sam Houston State
4. South Dakota State



Brent Thompson led The Citadel to a SoCon title and a top-10 national finish in 2016, his first year at the helm.

5. Weber State
6. North Carolina A&T
- 7. Wofford**
8. Central Arkansas
9. Kennesaw State
10. Jacksonville State
11. Stony Brook
12. Western Illinois
13. Southern Utah
14. Grambling State
15. New Hampshire
16. South Dakota
- 17. Samford**
18. McNeese
19. Northern Iowa
- 20. Furman**
21. Elon
22. Eastern Washington
23. Nicholls
24. Yale
25. San Diego

2017 (STATS LLC)

1. North Dakota State
2. James Madison
3. South Dakota State
4. Sam Houston State
5. Weber State
- 6. Wofford**
7. North Carolina A&T
8. Kennesaw State
9. Jacksonville State
10. Central Arkansas
11. Stony Brook
12. New Hampshire
13. Western Illinois
14. Southern Utah
15. South Dakota
16. Grambling State
17. Northern Iowa
- 18. Samford**
- 19. Furman**
20. Elon
21. Eastern Washington
22. McNeese
23. San Diego

24. Yale
25. Nicholls

2018 (Coaches)

1. North Dakota State
2. Eastern Washington
3. South Dakota State
4. Kennesaw State
5. Maine
6. Weber State
7. Colgate
8. UC Davis
9. Princeton
10. James Madison
11. North Carolina A&T
- 12. Wofford**
13. Jacksonville State
14. Nicholls
15. Dartmouth
16. Southeast Missouri State
17. Montana State
18. Stony Brook
19. Elon
20. San Diego
- 21. ETSU**
22. Towson
23. Delaware
24. Duquesne
25. Indiana State

2018 (STATS LLC)

1. North Dakota State
2. Eastern Washington
3. South Dakota State
4. Maine
5. Kennesaw State
6. Weber State
7. UC Davis
8. Colgate
9. James Madison
10. Jacksonville State
11. Princeton
12. North Carolina A&T
- 13. Wofford**
14. Nicholls
15. Southeast Missouri State

16. Stony Brook
17. Montana State
18. Dartmouth
19. Elon
20. Towson
21. Duquesne
- 22. ETSU**
23. Northern Iowa
24. Delaware
25. San Diego

2019 (Coaches)

1. North Dakota State
2. James Madison
3. Weber State
4. Montana State
5. Northern Iowa
6. Montana
7. Illinois State
8. Kennesaw State
9. Sacramento State
10. Austin Peay
11. Central Arkansas
12. South Dakota State
13. Monmouth
14. Nicholls
15. Villanova
16. Southeast Missouri
- 17. Wofford**
18. Southeastern Louisiana
- 19. Furman**
20. Albany
21. Dartmouth
22. Central Connecticut
23. North Carolina A&T
24. Yale
25. Florida A&M

2019 (Stats Perform)

1. North Dakota State
2. James Madison
3. Weber State
4. Montana State
5. Northern Iowa
6. Montana
7. Illinois State
8. Austin Peay
9. Sacramento State
10. South Dakota State
11. Central Arkansas
12. Monmouth
13. Kennesaw State
14. Nicholls
15. Villanova
- 16. Wofford**
17. Southeast Missouri
18. Albany
19. Southeastern Louisiana
20. North Carolina A&T
- 21. Furman**
22. Dartmouth
23. Central Connecticut
24. Florida A&M
25. Yale

2020-21 (Coaches)

1. Sam Houston
2. South Dakota State
3. James Madison
4. Delaware
5. North Dakota State
6. North Dakota
7. Jacksonville State
8. Weber State
9. Southern Illinois
10. Monmouth
11. Eastern Washington
- 12. VMI**
13. Missouri State
14. Richmond
15. Kennesaw State
16. UC Davis
17. Murray State
18. Villanova
19. Alabama A&M
20. Southern

21. Southeastern Louisiana
22. Sacred Heart
23. Nicholls
- 24. ETSU**
25. Holy Cross

2020-21 (Stats Perform)

1. Sam Houston
2. South Dakota State
3. James Madison
4. Delaware
5. North Dakota State
6. North Dakota
7. Jacksonville State
8. Southern Illinois
9. Weber State
10. Eastern Washington
11. Monmouth
- 12. VMI**
13. Missouri State
14. UC Davis
15. Richmond
16. Villanova
17. Kennesaw State
- T18. Murray State
- T18. Rhode Island
20. Southeastern Louisiana
- 21. ETSU**
22. Sacred Heart
23. Austin Peay
24. Alabama A&M
25. Nicholls

SoCon teams in bold

ANNUAL AWARD WINNERS



Coaches Player of the Year

The Coaches Player of the Year has been presented annually since 1989 to the top offensive and defensive players in the league. The players are chosen by a vote of the conference coaches.

- 1989 Offense - George Searcy, RB, ETSU
Defense - Junior Jackson, LB, Chattanooga
- 1990 Offense - Frankie DeBusk, QB, Furman
Defense - Troy Boeck, DL, Chattanooga
Defense - Kevin Kendrick, LB, Furman
- 1991 Offense - Michael Payton, QB, Marshall
Defense - Allen Edwards, DL, Furman
- 1992 Offense - Michael Payton, QB, Marshall
Defense - Avery Hall, DL, Appalachian State
- 1993 Offense - Chris Parker, RB, Marshall
Defense - Alex Mash, DL, Georgia Southern
- 1994 Offense - Todd Donnan, QB, Marshall
Defense - Dexter Coakley, LB, Appalachian State
- 1995 Offense - Thomas Haskins, RB, VMI
Defense - Dexter Coakley, LB, Appalachian State
- 1996 Offense - Thomas Haskins, RB, VMI
Defense - Dexter Coakley, LB, Appalachian State
- 1997 Offense - B.J. Adigun, WR, ETSU
Defense - Mario Hankerson, LB, ETSU
- 1998 Offense - Adrian Peterson, FB, Georgia Southern
Defense - Eric Johnson, FS, Western Carolina
- 1999 Offense - Greg Hill, QB, Georgia Southern
Defense - John Keith, DB, Furman
- 2000 Offense - Louis Ivory, TB, Furman
Defense - Will Bouton, LB, Furman
- 2001 Offense - Adrian Peterson, RB, Georgia Southern
Defense - Freddy Pesqueira, DT, Georgia Southern
- 2002 Offense - Chaz Williams, QB, Georgia Southern
Defense - Josh Jeffries, DE, Appalachian State
- 2003 Offense - Jermaine Austin, FB, Georgia Southern
Defense - K.T. Stovall, DT, Appalachian State
- 2004 Offense - DaVon Fowlkes, WR, Appalachian State
Defense - William Freeman, LB, Furman
- 2005 Offense - Richie Williams, QB, Appalachian State
Defense - Chad Nkang, LB, Elon
Defense - Katon Bethay, NT, Wofford
- 2006 Offense - Kevin Richardson, RB, Appalachian State
Defense - Marques Murrell, DL, Appalachian State
- 2007 Offense - Jayson Foster, QB, Georgia Southern
Defense - Corey Lynch, QB, Appalachian State
- 2008 Offense - Armani Edwards, QB, Appalachian State
Defense - Jacque Roman, LB, Appalachian State
- 2009 Offense - Armani Edwards, QB, Appalachian State
Defense - Josh Beard, DE, Chattanooga
- 2010 Offense - DeAndre Presley, QB Appalachian State
Defense - Amet Pall, DL, Wofford
- 2011 Offense - Eric Breitenstein, RB, Wofford
Defense - Brent Russell, DL, Georgia Southern
- 2012 Offense - Eric Breitenstein, RB, Wofford
Defense - Jeremy Kimbrough, LB, Appalachian State
Defense - Davis Tull, DL, Chattanooga
- 2013 Offense - Jacob Huesman, QB, Chattanooga
Defense - Davis Tull, DL, Chattanooga
- 2014 Offense - Jacob Huesman, QB, Chattanooga
Defense - Davis Tull, DL, Chattanooga
- 2015 Offense - Jacob Huesman, QB, Chattanooga
Defense - Mitchell Jeter, DL, The Citadel
- 2016 Offense - Devlin Hodges, QB, Samford
Defense - Keionta Davis, DL, Chattanooga
- 2017 Offense - Devlin Hodges, QB, Samford
Defense - Ahmad Gooden, DL, Samford
- 2018 Offense - Devlin Hodges, QB, Samford
Defense - Isaiah Mack, DL, Chattanooga
- 2019 Offense - Joe Newman, QB, Wofford
Defense - Willie Eubanks III, LB, The Citadel
- 2020-21 Offense - Liam Welch, QB, Samford
Defense - Jakob Herres, WR, VMI
Defense - Jared Folks, LB, ETSU
Defense - Stone Snyder, LB, VMI

Media Player of the Year

The Media Player of the Year award is named after Roy M. "Legs" Hawley, who served as director of athletics at West Virginia from 1938 until his death in 1954. Hawley was instrumental in West Virginia's admittance to the Southern Conference in 1950. He was inducted posthumously in to the National Association of Collegiate Directors of Athletics Hall of Fame in 1974.


- 1948 Charlie Justice, RB, North Carolina
- 1949 Charlie Justice, RB, North Carolina
- 1950 Steve Wadiak, RB, South Carolina
- 1951 Bob Ward, G, Maryland
- 1952 Jack Scarbath, QB, Maryland
- 1953 Steve Korcheck, C, George Washington
- 1954 Freddy Wyant, QB, West Virginia
- 1955 Bruce Bosley, T, West Virginia
- 1956 Walt Brodie, E, William & Mary
- 1957 Bobby Jordan, RB, VMI



Marshall's Michael Payton was a two-time SoCon Offensive Player of the Year (1991-92). Payton, who also won the Walter Payton Award in 1992, threw a pair of touchdown passes in the Thundering Herd's 31-28 win over Youngstown State in the 1992 NCAA title contest.

- 1958 Carroll Dale, E, Virginia Tech
- 1959 Paul Maguire, E, The Citadel
- 1960 Howard Dyer, QB, VMI
- 1961 Earl Stoudt, RB, Richmond
- 1962 Bob Soleau, G, William & Mary
- 1963 Bob Schweickert, QB, Virginia Tech
- 1964 Bob Schweickert, QB, Virginia Tech
- 1965 George Pearce, E, William & Mary
- 1966 Garrett Ford, RB, West Virginia
Jimmy Poole, QB, Davidson
- 1967 Butch Colson, RB, East Carolina
- 1968 Buster O'Brien, QB, Richmond
- 1969 Gordon Slade, QB, Davidson
- 1970 Phil Mosser, RB, William & Mary
- 1971 Brian Balma, E, The Citadel
- 1972 Carlester Crumpler, RB, East Carolina
- 1973 Carl Summerell, QB, East Carolina
- 1974 Andrew Johnson, RB, The Citadel
- 1975 Brian Ruff, LB, The Citadel
- 1976 Brian Ruff, LB, The Citadel
- 1977 Darrell Lipford, RB, Western Carolina
- 1978 Gerald Harp, WR, Western Carolina
David Henderson, QB, Furman
Rick Beasley, WR, Appalachian State
Stump Mitchell, RB, The Citadel
- 1979 Stanford Jennings, RB, Furman
- 1980 Stanford Jennings, RB, Furman
- 1981 Stanford Jennings, RB, Furman
- 1982 Stanford Jennings, RB, Furman
- 1983 Jeff Gilbert, QB, Western Carolina
- 1984 Bobby Lamb, QB, Furman
- 1985 Bobby Lamb, QB, Furman
- 1986 Offense - John Settle, RB, Appalachian State
Defense - Scott Thompson, T, The Citadel
- 1987 Offense - Tony Petersen, QB, Marshall
Defense - Anthony Downs, DL, Appalachian State
- 1988 Offense - Gene Brown, QB, The Citadel
Defense - Jeff Blankenship, LB, Furman
- 1989 Offense - George Searcy, RB, ETSU
Defense - Kelly Fletcher, E, Furman
- 1990 Offense - Frankie DeBusk, QB, Furman
Defense - Kevin Kendrick, LB, Furman
- 1991 Offense - Michael Payton, QB, Marshall
Defense - Rico Mack, LB, Appalachian State
- 1992 Offense - Michael Payton, QB, Marshall
Defense - Avery Hall, DL, Appalachian State
- 1993 Offense - Chris Parker, RB, Marshall
Defense - William King, LB, Marshall
- 1994 Offense - Todd Donnan, QB, Marshall
Defense - Dexter Coakley, LB, Appalachian State
- 1995 Offense - Chris Parker, RB, Marshall
Defense - Dexter Coakley, LB, Appalachian State
- 1996 Offense - Thomas Haskins, RB, VMI
Defense - Dexter Coakley, LB, Appalachian State

- 1997 Offense - B.J. Adigun, WR, ETSU
Defense - Bryan Dailer, DE, Furman
- 1998 Offense - Adrian Peterson, FB, Georgia Southern
Defense - Eric Johnson, FS, Western Carolina
- 1999 Offense - Greg Hill, QB, Georgia Southern
Defense - John Keith, DB, Furman
- 2000 Offense - Louis Ivory, TB, Furman
Defense - Will Bouton, LB, Furman
- 2001 Offense - Louis Ivory, TB, Furman
Defense - Will Bouton, LB, Furman
- 2002 Offense - Chaz Williams, QB, Georgia Southern
Defense - Josh Jeffries, DE, Appalachian State
- 2003 Offense - Jermaine Austin, FB, Georgia Southern
Defense - Matt Nelson, DB, Wofford
- 2004 Offense - DaVon Fowlkes, WR, Appalachian State
Defense - William Freeman, LB, Furman
- 2005 Offense - Richie Williams, QB, Appalachian State
Defense - Chad Nkang, LB, Elon
- 2006 Offense - Kevin Richardson, RB, Appalachian State



Appalachian State linebacker Dexter Coakley was the first player in SoCon history to be named Defensive Player of the Year three times (1994-96).



In 2015, Chattanooga quarterback Jacob Huesman became the first player to earn SoCon Offensive Player of the Year honors from the league's coaches three times.

#SoConFB

- 2007 Defense - Chad Nkang, LB, Elon
Offense - Jayson Foster, QB, Georgia Southern
- 2008 Defense - Corey Lynch, DB, Appalachian State
Offense - Armanti Edwards, QB, Appalachian State
- 2009 Defense - Chris Covington, LB, Georgia Southern
Offense - Armanti Edwards, QB, Appalachian State
- 2010 Defense - Josh Beard, DE, Chattanooga
Offense - DeAndre Presley, QB, Appalachian State
- 2011 Defense - Ameet Pall, DL, Wofford
Offense - Eric Breitenstein, RB, Wofford
- 2012 Defense - Brent Russell, DL, Georgia Southern
Offense - Eric Breitenstein, RB, Wofford
- 2013 Defense - Davis Tull, DL, Chattanooga
Offense - Andy Summerlin, QB, Samford
- 2014 Defense - Justin Shade, LB, Samford
Offense - Jacob Huesman, QB, Chattanooga
- 2015 Defense - Davis Tull, DL, Chattanooga
Offense - Jacob Huesman, QB, Chattanooga
- 2016 Defense - Cory Magwood, LB, Furman
Offense - Devlin Hodges, QB, Samford
- 2017 Defense - Kailik Williams, DB, The Citadel
Offense - Devlin Hodges, QB, Samford
- 2018 Defense - Ahmad Gooden, DL, Samford
Offense - Devlin Hodges, QB, Samford
- 2019 Defense - Isaiah Mack, DL, Chattanooga
Offense - Joe Newman, QB, Wofford
- 2020-21 Defense - Willie Eubanks III, LB, The Citadel
Offense - Jakob Herres, WR, VMI
Defense - Stone Snyder, LB, VMI

Coaches Coach of the Year

The Coaches Coach of the Year is selected in a vote of the league's coaches and has been presented to the top coach annually since 1989.

- 1989 Jimmy Satterfield, Furman
- 1990 Buddy Nix, Chattanooga
- 1991 Jerry Moore, Appalachian State
- 1992 Steve Hodgins, Western Carolina
- 1993 Tim Stowers, Georgia Southern
- 1994 Jerry Moore, Appalachian State
- 1995 Jerry Moore, Appalachian State
- 1996 Mike Cavan, ETSU
- 1997 Paul Johnson, Georgia Southern
- 1998 Paul Johnson, Georgia Southern
- 1999 Bobby Johnson, Furman
- 2000 Mike Ayers, Wofford
- 2001 Bill Bleil, Western Carolina
- 2002 Cal McCombs, VMI
- 2003 Mike Ayers, Wofford
- 2004 Mike Sewak, Georgia Southern
- 2005 Jerry Moore, Appalachian State
- 2006 Jerry Moore, Appalachian State
- 2007 Mike Ayers, Wofford
- 2008 Pete Lembo, Elon
- 2009 Jerry Moore, Appalachian State

- 2009 Jerry Moore, Appalachian State and
Russ Huesman, Chattanooga
- 2010 Jerry Moore, Appalachian State
- 2011 Jeff Monken, Georgia Southern
- 2012 Kevin Higgins, The Citadel
Pat Sullivan, Samford
- 2013 Russ Huesman, Chattanooga
- 2014 Russ Huesman, Chattanooga
- 2015 Mike Houston, The Citadel
- 2016 Brent Thompson, The Citadel
- 2017 Clay Hendrix, Furman
- 2018 Randy Sanders, ETSU
- 2019 Scott Wachenheim, VMI
- 2020-21 Scott Wachenheim, VMI

Media Coach of the Year


The Media Coach of the Year award is named in honor of Wallace Wade, the first commissioner of the Southern Conference. Wade served as commissioner from 1951 until 1960. He spent 16 years as the head football coach at Duke, where his team posted a 110-36-7 record. Wade is a member of the National Football Hall of Fame.

- 1948 Frank Howard, Clemson
- 1949 Wallace Wade, Duke
- 1950 George Barclay, Washington & Lee
- 1951 Jim Tatum, Maryland
- 1952 Bill Murray, Duke
- 1953 Art Lewis, West Virginia
- 1954 Art Lewis, West Virginia
- 1955 Eugene Sherman, George Washington
- 1956 Frank Moseley, Virginia Tech
- 1957 John McKenna, VMI
- 1958 Ed Merrick, Richmond
- 1959 John McKenna, VMI
- 1960 Bill Elias, George Washington
- 1961 Eddie Teague, The Citadel
- 1962 John McKenna, VMI
- 1963 Jerry Claiborne, Virginia Tech
- 1964 Marv Levy, William & Mary
- 1965 Marv Levy, William & Mary
- 1966 Jim Camp, George Washington
- 1967 Frank Jones, Richmond
- 1968 Frank Jones, Richmond
- 1969 Homer Smith, Davidson
- 1970 Bob King, Furman
- 1971 Frank Jones, Richmond
- 1972 Sonny Randle, East Carolina
- 1973 Sonny Randle, East Carolina
- 1974 Bob Thalman, VMI
- 1975 Jim Tait, Richmond
- 1976 Jim Root, William & Mary
- 1977 Joe Morrison, Chattanooga
- 1978 Dick Sheridan, Furman
- 1979 Joe Morrison, Chattanooga
- 1980 Dick Sheridan, Furman

- 1981 Bob Thalman, VMI
- 1982 Dick Sheridan, Furman
- 1983 Bob Waters, Western Carolina
- 1984 Tom Moore, The Citadel
- 1985 Sparky Woods, Appalachian State
- 1986 Sparky Woods, Appalachian State
- 1987 Sparky Woods, Appalachian State
- 1988 Charlie Taaffe, The Citadel
- 1989 Jimmy Satterfield, Furman
- 1990 Charlie Taaffe, The Citadel
- 1991 Jerry Moore, Appalachian State
- 1992 Steve Hodgins, Western Carolina
- 1993 Tim Stowers, Georgia Southern
- 1994 Jerry Moore, Appalachian State
- 1995 Jerry Moore, Appalachian State
- 1996 Mike Cavan, ETSU
- 1997 Paul Johnson, Georgia Southern
- 1998 Paul Johnson, Georgia Southern
- 1999 Bobby Johnson, Furman
- 2000 Mike Ayers, Wofford
- 2001 Bill Bleil, Western Carolina
- 2002 Mike Ayers, Wofford
- 2003 Mike Ayers, Wofford
- 2004 Bobby Lamb, Furman
- 2005 Jerry Moore, Appalachian State
- 2006 Jerry Moore, Appalachian State
- 2007 Pete Lembo, Elon
- 2008 Jerry Moore, Appalachian State
- 2009 Russ Huesman, Chattanooga
- 2010 Mike Ayers, Wofford
- 2011 Jeff Monken, Georgia Southern
- 2012 Kevin Higgins, The Citadel
- 2013 Bruce Fowler, Furman
- 2014 Russ Huesman, Chattanooga
- 2015 Mike Houston, The Citadel
- 2016 Brent Thompson, The Citadel
- 2017 Clay Hendrix, Furman
- 2018 Randy Sanders, ETSU
- 2019 Josh Conklin, Wofford
- 2020-21 Scott Wachenheim, VMI

Coaches Freshman of the Year

- 1989 James Roberts, RB, Chattanooga
- 1990 Derrick Hollins, RB, ETSU
- 1991 Offense - Chip Hooks, RB, Appalachian State
Defense - Roger Johnson, DB, Marshall
- 1992 Marlon Anderson, WR, VMI
- 1993 Dexter Coakley, LB, Appalachian State
- 1994 Kenny Robinson, QB, Georgia Southern
- 1995 Chad Pennington, QB, Marshall
- 1996 Brandon Walker, RB, ETSU
- 1997 Todd Wells, QB, ETSU
- 1998 Adrian Peterson, FB, Georgia Southern
- 1999 Jesse McCoy, RB, Wofford
- 2000 Lamont Seward, WR, Western Carolina
- 2001 Titus Green, RS, VMI
- 2002 Jermaine Austin, RB, Georgia Southern



Furman running back Stanford Jennings was the media's pick for SoCon Player of the Year in 1981, 1982 and 1983.

ANNUAL AWARD WINNERS



- 2003 Kevious Johnson, RB, Wofford
- 2004 Jayson Foster, QB, Georgia Southern
- 2005 Dedrick Bynam, DB, Georgia Southern
- 2006 Armanti Edwards, QB, Appalachian State
- 2007 Scott Riddle, QB, Elon
- 2008 Dustin Taliaferro, QB, Samford
- 2009 Michael Johnson, RB, Western Carolina
- 2010 Kadeem Wise, DB, Chattanooga
- 2011 Terrell Robinson, QB, Chattanooga
- Dominique Swope, RB, Georgia Southern
- 2012 Sean Price, WR, Appalachian State
- 2013 Marcus Cox, RB, Appalachian State
- 2014 Al Cobb, QB, VMI
- 2015 Kelvin McKnight, WR, Samford
- 2016 Tyrie Adams, QB, Western Carolina
- 2017 Kaelan Riley, QB, Mercer
- 2018 Quay Holmes, RB, ETSU
- 2019 Ailym Ford, RB, Chattanooga
- 2020-21 Seth Morgan, QB, VMI

Media Freshman of the Year

- 1979 Ron Lear, RB, Marshall
- 1980 Barry Childers, K, Marshall
- 1981 Stanford Jennings, RB, Furman
- 1982 Victor Frazier, WR, The Citadel
- Stanford Glenn, RB, The Citadel
- 1983 John Settle, RB, Appalachian State
- 1984 Kirk Roach, K, Western Carolina
- 1985 Tim Sanders, RB, Appalachian State
- 1986 Ron Darby, RB, Marshall
- 1987 Stan Nix, QB, Chattanooga
- 1988 Dewey Klein, K, Marshall
- 1989 James Roberts, RB, Chattanooga
- 1990 Derrick Hollins, RB, ETSU
- 1991 Chip Hooks, RB, Appalachian State
- 1992 Alandus Sims, DB, Marshall
- 1993 Dexter Coakley, LB, Appalachian State
- 1994 Kenny Robinson, QB, Georgia Southern
- 1995 Chad Pennington, QB, Marshall
- 1996 Randy Moss, WR/KR, Marshall
- 1997 Todd Wells, QB, ETSU
- 1998 Adrian Peterson, FB, Georgia Southern
- 1999 Jesse McCoy, RB, Wofford
- 2000 Lamont Seward, WR, Western Carolina
- 2001 Brian Bratton, RS, Furman
- 2002 Jermaine Austin, FB, Georgia Southern
- 2003 Kevious Johnson, RB, Wofford
- 2004 Andrew Thacker, FS, Furman
- 2005 Dedrick Bynam, DB, Georgia Southern
- 2006 Armanti Edwards, QB, Appalachian State
- 2007 Scott Riddle, QB, Elon
- 2008 Dustin Taliaferro, QB, Samford
- 2009 Michael Johnson, RB, Western Carolina
- 2010 Kadeem Wise, DB, Chattanooga
- 2011 Terrell Robinson, QB, Chattanooga
- 2012 Sean Price, WR, Appalachian State
- 2013 Marcus Cox, RB, Appalachian State
- 2014 Al Cobb, QB, VMI
- 2015 Kelvin McKnight, WR, Samford
- 2016 Tyrie Adams, QB, Western Carolina
- 2017 Kaelan Riley, QB, Mercer
- 2018 Quay Holmes, RB, ETSU
- 2019 Ailym Ford, RB, Chattanooga
- 2020-21 Carter Peevy, QB, Mercer

Jacobs Blocking Award

The Jacobs Blocking Award was originated in 1928 by Dr. William P. Jacobs II, who helped organize Presbyterian College's first varsity football team in 1913. From 1928 to 1932, the Jacobs Award was presented to a player from the state of South Carolina. Dr. Jacobs had a duplicate award made and began presenting it to a Southern Conference player in 1933. Additional awards were subsequently made for the Southeastern (1935) and Atlantic Coast (1953) Conferences.

- 1933 George Smith, B, Virginia Tech
- 1934 George Smith, B, Virginia Tech
- 1935 Herman Snyder, B, North Carolina
- 1936 John Gormley, B, Maryland
- 1937 George Watson, B, North Carolina
- 1938 Andy Trzeciak, B, VMI
- 1939 James Ringgold, B, Wake Forest
- 1940 Billy Walker, G, VMI
- 1941 Tommy Prothro, B, Duke
- 1942 Mike Cooke, B, North Carolina
- 1943 Elmer Barbour, B, Wake Forest
- 1944 Tom Davis, B, Duke
- 1945 Nick Ognovich, B, Wake Forest
- 1946 Nick Ognovich, B, Wake Forest
- 1947 Nick Ognovich, B, Wake Forest
- 1948 Robert Bowlby, B, North Carolina State
- 1949 Robert Bowlby, B, North Carolina State



SoCon Hall of Famer Charlie "Choo Choo" Justice of North Carolina was named the league's player of the year in 1948 and 1949. Justice was runner-up for the Heisman Trophy and was an All-American both seasons.

- 1950 Dick Hendley, B, Clemson
- 1951 Jack Kistler, B, Duke
- 1952 Louis Tepe, C, Duke
- 1953 Tommy Allman, B, West Virginia
- 1954 Gene Lamone, G, West Virginia
- 1955 Bruce Bosley, T, West Virginia
- 1956 John Hall, C, Virginia Tech
- 1957 Chuck Howley, G, West Virginia
- 1958 Carroll Dale, E, Virginia Tech
- 1959 John Boggs, B, Richmond
- 1960 Lou Shuba, G, VMI
- 1961 Don Christman, C, Richmond
- 1962 Bob Soleau, G, William & Mary
- 1963 Bob Soleau, G, William & Mary
- 1964 Sonny Utz, B, Virginia Tech
- 1965 Norman Swindell, B, East Carolina
- 1966 Brad Cashman, G, George Washington
- 1967 Kevin Moran, T, East Carolina
- 1968 Wayne Fowler, T, Richmond
- 1969 Wayne Fowler, T, Richmond
- 1970 Bob Herb, C, William & Mary
- 1971 Jackson Neal, G, William & Mary
- 1972 Barty Smith, B, Richmond
- 1973 Barty Smith, B, Richmond
- 1974 Andy Dearman, G, VMI
- 1975 Rodney Elam, T, Richmond
- 1976 Gill Beck, C, Appalachian State
- 1977 Gill Beck, C, Appalachian State
- 1978 Brette Simmons, TE, Furman
- 1979 John Shuman, T, VMI
- 1980 Charlie Anderson, T, Furman
- 1981 Charlie Anderson, T, Furman
- 1982 Mike Coleman, G, Furman
- 1983 Mike Nease, T, Chattanooga
- 1984 Dinky Williams, B, Furman
- 1985 Gene Reeder, C, Furman
- 1986 Mike Callaway, T, Appalachian State
- 1987 James Hardman, G, Appalachian State
- 1988 Kennet Goldsmith, B, Furman
- 1989 Derrick Graham, T, Appalachian State
- 1990 Steve Duggan, C, Furman
- 1991 Lorenzo Carpenter, C, VMI
- 1992 Phil Ratliff, G, Marshall

- 1993 Chris Deaton, T, Marshall
- 1994 Franklin Stephens, C, Georgia Southern
- 1995 William Pannell, T, Marshall
- 1996 Aaron Ferguson, G, Marshall
- 1997 Mark Williams, G, Georgia Southern
- 1998 Mark Williams, G, Georgia Southern
- 1999 Ben Hall, G, Furman
- 2000 Josh Moore, T, Furman
- 2001 Donnie Littlejohn, T, Furman
- 2002 Charles Clarke, C, Georgia Southern
- 2003 Eric Deutsch, G, Wofford
- 2004 Ben Bainbridge, T, Furman
- 2005 Matt Isenhour, T, Appalachian State
- 2006 Kerry Brown, G, Appalachian State
- 2007 Kerry Brown, G, Appalachian State
- 2008 Joel Bell, T, Furman
- 2009 Mario Acitelli, T, Appalachian State
- 2010 Pat Illig, G, Wofford
- 2011 Nate Page, G, Wofford
- 2012 Mike Sellers, C, The Citadel
- 2013 Dakota Dozier, T, Furman
- 2014 Corey Levin, T, Chattanooga
- 2015 Corey Levin, T, Chattanooga
- 2016 Isaiah Pinson, T, The Citadel
- 2017 Matthew Schmidt, C, Furman
- 2018 Matt Pyke, OL, ETSU
- 2019 Blake Jersaty, OL, Wofford
- 2020-21 Tre'mond Shorts, OL, ETSU
- Cole Strange, OL, Chattanooga

Pinnacle Award

The Pinnacle Award is given to the student-athlete with the highest GPA on the championship-winning team for each Southern Conference sport. In the event of co-champions, the award goes to the team that clinched the Southern Conference's automatic bid to the NCAA Division I Football Championship. The award was inaugurated in 2016.

- 2016 Cody Floyd, The Citadel
- 2017 Blake Jersaty, Wofford
- 2018 Blake Jersaty, Wofford
- 2019 Blake Jersaty, Wofford
- 2020-21 Brad Davis, VMI

College Football Hall of Fame

The College Football Hall of Fame was founded in 1955 and opened its doors at its new home in Atlanta, Georgia, on Aug. 23, 2014, after moving from its longtime home in South Bend, Indiana. To be selected, a nominated player must be out of college at least 10 years and a first-team All-America selection by a major selector during his career. The voting is done by a 12-member panel made up of athletic directors, conference and bowl officials and media representatives. Listed below are players and coaches from current and former Southern Conference schools who have been selected and the year they were inducted.

- Charlie Bachman, Florida (1978)
- Bill Banker, Tulane (1977)
- Mike Barber, Marshall (2005)
- Bernie Bierman, Tulane (1955)
- Robert Bomar, Vanderbilt (1956)
- Bruce Bosley, West Virginia (1982)
- John Mack Brown, Alabama (1957)
- Paul "Bear" Bryant, Maryland (1986)
- John L. Cain, Alabama (1973)
- Ed Cameron, Washington & Lee (1976)
- Jerry Claiborne, Virginia Tech (1999)
- Jack Cloud, William & Mary (1990)
- Dexter Coakley, Appalachian State (2011)
- Fred Crawford, Duke (1973)
- Carroll Dale, Virginia Tech (1987)
- Jerry Dalrymple, Tulane (1954)
- Al DeRogatis, Duke (1986)
- Bobby Dodd, Tennessee (1959)
- Michael Donahue, LSU (1951)
- Jim Donnan, Marshall (2009)
- William Beattie Feathers, Tennessee (1955)
- Herman Hickman Jr., Tennessee (1959)
- Dan Hill Jr., Duke (1962)
- Jimmy Franklin Hitchcock, Auburn (1954)
- Lou Holtz, William & Mary (2009)
- Frank Howard, Clemson (1989)
- Allison "Pooley" Hubert, Alabama (1964)
- Sam Huff, West Virginia (1980)
- Stan Jones, Maryland (2000)
- Charlie Justice, North Carolina (1961)
- Steve Lach, Duke (1980)
- Lester Lautenschlaeger, Tulane (1975)
- George McAfee, Duke (1961)
- Jack McDowall, North Carolina State (1975)
- Eugene McEver, Tennessee (1954)
- Banks McFadden, Clemson (1959)
- Dan McGugin, Vanderbilt (1951)
- Dick Modzelewski, Maryland (1993)
- Jerry Moore, Appalachian State (2014)
- Jess Neely, Vanderbilt/Clemson (1971)
- Robert Neyland, Tennessee (1956)
- Clarence "Ace" Parker, Duke (1955)
- Adrian Peterson, Georgia Southern (2017)
- G. Barney Poole, North Carolina (1974)
- Peter Pund, Georgia Tech (1963)
- Buster Ramsey, William & Mary (1978)
- Jack Scarbath, Maryland (1983)
- Clark Shaughnessy, Maryland (1968)
- Buck Shaw, North Carolina State (1972)
- Dick Sheridan, Furman (2020)
- Monk Simons, Tulane (1963)
- Fred Sington, Alabama (1985)
- Vernon Smith Sr., Georgia (1979)
- Carl Snavely, North Carolina (1965)
- W.D. Spears, Vanderbilt (1962)
- Jim Tatum, Maryland (1984)
- Eric Tipton, Duke (1965)
- Dale Van Sickle, Florida (1975)
- Wallace Wade, Alabama/Duke (1955)
- Bob Ward, Maryland (1980)
- Art Edward Weiner, North Carolina (1992)

Walter Payton Award

The Walter Payton Award was established in 1987 and is presented annually by Stats Perform to the Football Championship Subdivision's (FCS) Offensive Player of the Year. A standout running back at Jackson State from 1971-74, Payton starred with the Chicago Bears from 1975-87, rushing for 16,726 yards and scored 125 touchdowns. He was inducted into the Pro Football Hall of Fame in 1993 and the College Football Hall of Fame in 1996.

- 1992 – Michael Payton, QB, Marshall
- 1999 – Adrian Peterson, RB, Georgia Southern
- 2000 – Louis Ivory, RB, Furman
- 2007 – Jayson Foster, QB, Georgia Southern
- 2008 – Armanti Edwards, QB, Appalachian State
- 2009 – Armanti Edwards, QB, Appalachian State
- 2018 – Devlin Hodges, QB, Samford



Walter Payton

Buck Buchanan Award

The Sports Network (now Stats Perform) established the Buck Buchanan Award in 1995 to recognize the Defensive Player of the Year in the Football Championship Subdivision (FCS). After playing at Grambling from 1959-62, Buchanan played in the NFL with the Kansas City Chiefs from 1963-76, leading the team to a victory over the Minnesota Vikings in Super Bowl IV. He was inducted into the Pro Football Hall of Fame in 1990 and the College Football Hall of Fame in 1996.

- 1995 – Dexter Coakley, LB, Appalachian State
- 1996 – Dexter Coakley, LB, Appalachian State



Buck Buchanan

Eddie Robinson Award

The Eddie Robinson Award was established in 1987 by The Sports Network (now Stats Perform) to honor the top coach in the Football Championship Subdivision (FCS). College football's all-time winningest coach, Robinson coached at Grambling from 1941-97 and finished his career with a 408-164-15 record. More than 200 of his former players went on to play in the NFL.

- 1992 – Charlie Taaffe, The Citadel
- 1998 – Paul Johnson, Georgia Southern
- 2003 – Mike Ayers, Wofford
- 2006 – Jerry Moore, Appalachian State
- 2020-21 – Scott Wachenheim, VMI



Eddie Robinson

FCS ADA Player of the Year

The Football Championship Subdivision Athletics Directors Association's mission is to enhance Football Championship Subdivision football. It announces offensive and defensive players of the year.

- 2018 – Devlin Hodges, QB, Samford (offensive)



Samford quarterback Devlin Hodges earned the Walter Payton Award and was named the FCS ADA Offensive Player of the Year in 2018.



Georgia Southern's Adrian Peterson (3) and Furman's Louis Ivory won the Walter Payton Award in consecutive years, in 1999 and 2000, respectively.



Appalachian State quarterback Armanti Edwards became the league's sixth overall and third straight Walter Payton Award winner in 2009. Until 2017, he was the only repeat winner in the award's history.

NATIONAL/REGIONAL HONORS



Current schools only

CoSIDA Academic All-Americans

THE CITADEL (10): 1963 – Vince Petno, WR (1st); 1976 – Kenny Caldwell, LB (1st); 1977 – Kenny Caldwell, LB (1st); 1978 – Kenny Caldwell, LB (1st); 1987 – Tom Frooman, RB (1st); 1989 – Tom Frooman, RB (1st); 2001 – Travis Stephens, LB (2nd); 2015 – Joe Crochet, LB (1st); 2016 – Joe Crochet, LB (2nd); Nick Jeffreys, OL (2nd)

ETSU (4): 1979 – Jay Patterson, T (2nd); 1980 – Jay Patterson, T (2nd); 1984 – Ricky Thompson, C (2nd); 1985 – Ricky Thompson, C (2nd);

FURMAN (15): 1976 – Jeff Holcomb, T (1st); 1984 – Brian Jager, RB (2nd); 1985 – Brian Jager, RB (1st); 1986 – Steve Squire, DB (2nd); 1988 – Kelly Fletcher, DE (1st); 1989 – Kelly Fletcher, DE (1st); Chris Roper, LB (1st); Mike Wood, K (2nd); 1990 – Eric Walter, G (2nd); 1991 – Eric Walter, G (1st); 1999 – Stuart Rentz, RB (1st); Marion Martin, LB (2nd); 2000 – Marion Martin, LB (1st); 2002 – Rodney Johnson, CB (2nd); 2006 – Adi Filipovic, OL (1st)

MERCER (2): 2015 – Tee Mitchell, RB (1st); 2019 – Jack Raines, DL (1st)

CHATTANOOGA (5): 2013 – Davis Tull, DL (1st); 2014 – Davis Tull, DL (2nd); 2015 – Derrick Craine, RB (2nd); 2016 – Derrick Craine, RB (1st); 2019 – Bryce Nunnally, WR (2nd)

VMI (1): 2018 – A.J. Smith, DB (2nd)

WESTERN CAROLINA (5): 1976 – Mike Wade, LB (1st); 1984 – Eddie Maddox, RB (1st); 1985 – Eddie Maddox, RB (2nd); 2003 – Jason Whaley, OL (1st); 2014 – Darius Ramsey, RB (1st)

WOFFORD (4): 2000 – Brian Bodor, DL (1st); 2004 – Ben Whitney, DE (2nd); 2005 – Katon Bethay, DL (1st); 2013 – James Zotto, DB (2nd)

National Football Foundation Scholar-Athlete Hall of Fame

THE CITADEL (3): 1985 – Ted Willard; 1990 – William Phillips; 1996 – Derek Beres

FURMAN (5): 1985 – Brian Jager; 1986 – Steve Squire; 1987 – Tim Stepp; 1989 – Chris Roper; 2000 – Marion Martin

VMI (7): 1978 – Robert Bookmiller; 1979 – Craig Jones; 1982 – Thomas Gottwald; 1984 – David Twillie; 1987 – Daniel Young; 1988 – Anthony McIntosh; 1989 – Charles Plageman

WESTERN CAROLINA (1): 2003 – Jason Whaley

NCAA Postgraduate Scholarship winners

THE CITADEL (4): 1974 – Tommy Leitner; 1979 – Kenny Caldwell; 1984 – Bill West; 1996 – Derek Beres

ETSU (1): 1982 – Jay Patterson

FURMAN (10): 1977 – Jeff Holcomb; 1982 – Charlie Anderson; 1984 – Ernest Gibson; 1986 – Brian Jager; 1987 – Steve Squire; 1990 – Chris Roper; 1992 – Paul Siffri; Eric Walter; 1996 – Philly Jones; 2017 – Andy Schumpert

VMI (2): 1979 – Bob Bookmiller; 1980 – Craig Jones

WESTERN CAROLINA (1): 1993 – Thomas Jackson

FCS Athletic Directors Association Academic All-Star Team

THE CITADEL (11): 1999 – Chip Simmons, OL; 2000 – Travis Stephens, LB; 2001 – Travis Stephens, LB; 2009 – Jordan Gilmore, LB; 2010 – Tolu Akindele, LB; 2011 – Tolu Akindele, LB; 2012 – Brandon McCladdie, DB; 2015 – Joe Crochet, LB; 2016 – Joe Crochet, LB; 2017 – Myles Pierce, LB; 2020-21 – Raleigh Webb, WR

ETSU (3): 2001 – Scott Carter, FB; 2002 – Scott Carter, FB; 2020-21 – Nate Adkins, TE

FURMAN (8): 2000 – Marion Martin, LB; 2001 – Rodney Johnson, DB; Trent Sansbury, TE; 2002 – Rodney Johnson, DB; 2006 – Adi Filipovic, OL; 2007 – Jerome Felton, FB; 2018 – Harris Roberts, QB; 2020-21 – Hamp Sisson, QB

SAMFORD (1): 2009 – Ty Levie, FS

CHATTANOOGA (13): 1998 – Brian Hampton, QB; 2009 – Steven Smigelsky, LB; 2010 – Joel Bradford, WR; 2011 – Joel Bradford, WR; 2011 – Adam Miller, OL; 2012 – Adam Miller, OL; 2013 – Davis Tull, DL; 2014 – Davis Tull, DL; Nick Pollard, P; 2015 – Derrick Craine, RB; 2019 – Bryce Nunnally, WR; 2020-21 – Jerrell Lawson, DB; 2020-21 – Cole Strange, OL

VMI (2): 2015 – Al Cobb, QB; 2016 – Al Cobb, QB

WESTERN CAROLINA (8): 2000 – Caesar Campana, WR; 2002 – Jason Whaley, OL; 2003 – Jason Whaley, OL; 2012 – Conner Orr, TE; Rock Williams, LB; 2017 – Ian Berryman, P; 2018 – Ian Berryman, P; Zach Weeks, OL

WOFFORD (30): 1998 – Eric Cole, OL; 1999 – Eric Nash, OL; 2000 – Brian Bodor, DT; Eric Nash, OL; 2001 – Darren Brown, PK; Ben Foster, RB; Eric Nash, OL; 2002 – J.R. McNair, RB; Chase Corn, LB; 2003 – J.R. McNair, RB; 2004 – Jeff Zolman, QB; Josh Smith, LB; 2005 – Katon Bethay, DL; Josh Smith, LB; 2007 – Kevin Adleman, LB; 2008 – Ben Quick, OL; 2009 – Mitch Allen, QB; 2010 – Mitch Allen, QB; 2010 – Pat Illig, OL; 2011 – Mitch Allen, QB; 2012 – Eric Breiteinstein, RB; Calvin Cantrell, OL; 2013 – James Zotto, DB; 2015 – David Marvin, K; Anton Wahrby, OL; 2016 – David Marvin, K/P; Anton Wahrby, OL; 2017 – Jared Jacon-Duffy, LB; 2018 – Blake Jeresaty, OL; 2019 – Blake Jeresaty, OL

FCS Athletic Directors Association Scholar-Athlete

WOFFORD (1): 2016 – Anton Wahrby

AFCA Regional Coach of the Year

THE CITADEL (2): 1988 – Charlie Taafe; 2015 – Mike Houston, Region 2

FURMAN (5): 1985 – Dick Sheridan; 1988 – Jimmy Satterfield; 1996 – Bobby Johnson; 1999 – Bobby Johnson; 2001 – Bobby Johnson

VMI (1): 2020-21 – Scott Wachenheim, VMI

WOFFORD (2): 2002 – Mike Ayers, Region 2; 2003 – Mike Ayers, Region 2

AFCA Coach of the Year

THE CITADEL (1): 1992 – Charlie Taafe

FURMAN (3): 1985 – Dick Sheridan; 1988 – Jimmy Satterfield; 2001 – Bobby Johnson

VMI (1): 2020-21 – Scott Wachenheim, VMI

East-West Shrine Game

THE CITADEL (4): 1969 – John Small; 1987 – Greg Davis; 2002 – Cliff Washburn; 2010 – Cortez Allen

FURMAN (3): 1984 – Dennis Williams; 2008 – Jerome Felton; 2013 – Dakota Dozier

SAMFORD (1): 2016 – Karel Hamilton

CHATTANOOGA (1): 1988 – Travis McNeal

FCS Bowl by SPIRAL

ETSU (2): 2018 – Matt Pyke; 2019 – Jeremy Lewis

MERCER (3): 2018 – Matt Shiel, Cole Fisher; 2019 – Destin Guillen

SAMFORD (1): 2017 – Shaheed Salmon

WOFFORD (1): 2019 – George Gbese

NFLPA Collegiate Bowl

THE CITADEL (1): 2019 – Noah Dawkins

CHATTANOOGA (4): 2016 – Corey Levin; 2018 – Tae Davis; 2019 – Isaiah Mack; 2020 – Nick Tiano

WESTERN CAROLINA (2): 2014 – Darius Ramsey; 2018 – Detrez Newsome

Senior Bowl

THE CITADEL (11): 1962 – Earley Eastburn; 1970 – John Small; 1981 – Stump Mitchell; 1987 – Greg Davis; Scott Thompson; 1990 – J.J. Davis; 1992 Lester Smith; 1996 – Shawn Lyons; 2005 – Nehemiah Broughton; 2009 – Andre Roberts; 2018 – Myles Pierce

FURMAN (2): 1962 – Bill Canty; 1983 – Stanford Jennings

SAMFORD (1): 2014 – Jaquiski Tartt

CHATTANOOGA (4): 1981 – Curtis Rouse; 1988 – Travis McNeal; 1995 – Terrell Owens; 2016 – Keionta Davis

WESTERN CAROLINA (1): 2001 – David Rivers

SPIRAL Tropical Bowl

ETSU (1): 2019 – Matt Pyke

MERCER (1): 2019 – Marquise Irvin

SAMFORD (2): 2019 – Devlin Hodges, Ahmad Gooden

DEFUNCT

All Star Gridiron Classic

FURMAN (1): 2001 – Josh Moore

Blue-Gray Classic

THE CITADEL (1): 1980 – Stump Mitchell

FURMAN (5): 1981 – Charlie Anderson; 1983 – Ernest Gibson, Stanford Jennings; 1998 – Orlando Ruff; 2001 – Trent Sansbury

CHATTANOOGA (4): 1979 – John Creager; 1982 – John Howell; 1988 – Travis McNeal; 2000 – Richmond Flowers (MVP)

WESTERN CAROLINA (3): 1992 – Willie Williams; 2001 – David Rivers; 2003 – Michale Spicer

Can-Am Bowl

FURMAN (1): 1978 – Greg Laetsch

WESTERN CAROLINA (1): 1977 – Wayne Tolleson

College All-Star Game

THE CITADEL (1): 1970 – John Small

Copper Bowl

THE CITADEL (1): 1959 – Paul McGuire, Barry Thomas

Hula Bowl

THE CITADEL (2): 1977 – Brian Ruff; 2002 – Cliff Washburn

FURMAN (1): 1998 – Orlando Ruff

CHATTANOOGA (1): 1998 – Kolu Fainuulelei

Japan Bowl

THE CITADEL (1): 1977 – Brian Ruff

Las Vegas All-American Classic

FURMAN (1): 2006 – William Freeman

Texas vs. The Nation

FURMAN (2): 2009 – William Middleton; 2009 – Joel Bell

Current schools only

THE CITADEL

Consensus (American Football Coaches Association, Associated Press, The Sports Network/Stats Perform) (5): Carlos Alvarez, 1988; Lester Smith, 1992; Andre Roberts, 2008; Mike Sellers, 2012; Willie Eubanks III, 2019.

AFCA (12): 1982 – Jim Ettari, DL. 1984 – Jim Gabrish, T. 1985 – Jim Gabrish, T. 1988 – Carlos Avalos, G. 1990 – DeRhon Robinson, G. 1992 – Lester Smith, DB. 1994 – Levi Davis, OL. 1995 – Brad Keeney, DL. 2008 – Andre Roberts, WR. 2012 – Mike Sellers, C. 2016 – Isaiah Pinson, OL; 2019 – Willie Eubanks III, LB (1st).

Associated Press (25): 1959 – Paul Maguire, E (3rd). 1963 – Vince Petno, WR (3rd). 1969 – John Small, LB (2nd). 1975 – Brian Ruff, LB (2nd). 1976 – Brian Ruff, LB (1st). 1980 – Stump Mitchell, RB (3rd). 1984 – Jim Gabrish, T (2nd). 1985 – Jim Gabrish, T (1st). 1986 – Scott Thompson, DL (1st). 1987 – Scott Thompson, DL (3rd). 1988 – Carlos Avalos, G (1st). 1990 – J.J. Davis, LB (2nd); DeRhon Robinson, G (2nd). 1992 – Carey Cash, OL (1st); Torrence Forney, DB (2nd); Lance Hansen, OL (3rd); Lester Smith, DB, (1st). 2001 – Travis Stephens, LB (3rd); 2007 – Andre Roberts, WR (3rd). 2008 – Andre Roberts, WR (1st); Mike Sellers, C (1st). 2015 – Dee Delaney, DB (2nd); Mitchell Jeter, DL (2nd). 2016 – Dee Delaney, DB (1st); 2019 – Willie Eubanks III, LB (1st).

Walter Camp (4): 2012 – Mike Sellers, C. 2015 – Sam Frye, OL; Dee Delaney, DB. 2016 – Isaiah Pinson, OL; Dee Delaney, DB.

The Sports Network/Stats Perform (26): 1988 – Carlos Avalos, OL (1st). 1990 – J.J. Davis, LB (1st); DeRhon Robinson, OL (2nd). 1991 – Lester Smith, DB (1st). 1992 – Carey Cash, OL (1st); Torrence Forney, DB (2nd); Lance Hansen, OL (1st); Everette Sands, RB (2nd); Lester Smith, DB (1st). 1995 – Scott Belcher, LB (3rd). 1997 – Carlos Frank, KR (1st). 2000 – Travis Stephens, LB (3rd). 2001 – Travis Stephens, LB (2nd). 2007 – Andre Roberts, WR (3rd). 2008 – Andre Roberts, WR (1st); Andre Roberts, PR (3rd). 2012 – Mike Sellers, C (1st). 2013 – Darien Robinson, FB (2nd). 2015 – Dee Delaney, DB (1st); Tyler Renew, FB (1st); Mitchell Jeter, DL (3rd). 2016 – Dee Delaney, DB (1st); Isaiah Pinson, OL (2nd); Tyler Renew, RB (3rd). 2018 – Patrick Keefe, LS (3rd); 2019 – Willie Eubanks III, LB (2nd).

Don Hansen's Football Gazette (10): 1988 – Carlos Avalos, OG. 1990 – J.J. Davis, LB. 1991 – Lester Smith, DB. 1992 – Lester Smith, DB; Torrence Forney, DB; Lance Hansen, OG; Carey Cash, OT. 1997 – Carlos Frank, PR (2nd). 2000 – Travis Stephens, LB (3rd). 2001 – Travis Stephens, LB (3rd).

ETSU

Consensus (American Football Coaches Association, Associated Press, The Sports Network/Stats Perform) (1): Matt Pyke, 2018.

AFCA (7): 1985 – George Cimadevilla, P. 1994 – Jeff Johnson, WR. 1996 – James Russell, DL. 2018 – Matt Pyke, OL (1st); Nasir Player, DL (2nd); 2019 – Nasir Player, DL (2nd). 2020-21 – Jared Folks, LB (1st).

Associated Press (11): 1986 – George Cimadevilla, P (1st). 1989 – George Searcy, RB (2nd). 1994 – Jeff Johnson, WR (2nd). 1996 – James Russell, DL (2nd). 1997 – B.J. Adigun, WR (1st); Mario Hankerson, LB (1st). 1999 – Kevin Peterson, LB (2nd). 2018 – Matt Pyke, OL (1st); Tyree Robinson, DB (2nd); 2019 – Artevius Smith, DB (2nd). 2020-21 – Quay Holmes, AP (2nd).

Walter Camp (1): 1996 – James Russell, DL.

The Sports Network/Stats Perform (14): 1987 – Rick Harris, DB, (1st). 1994 – Jeff Johnson, WR (1st). 1997 – B.J. Adigun, WR (1st); Mario Hankerson, LB (1st). 1998 – Kevin Peterson, LB (3rd). 1999 – Kevin Peterson, LB (2nd). 2003 – Gerald Sensabaugh, DB (3rd). 2018 – Matt Pyke, OL (1st); Tyree Robinson, DB (2nd); Nasir Player, DL (3rd); 2019 – Nasir Player, DL (2nd); Artevius Smith, DB (2nd). 2020-21 – Quay Holmes, AP (1st); Tre'mond Shorts, OL (2nd).

Don Hansen's Football Gazette (5): 1997 – B.J. Adigun, WR (1st); Mario Hankerson, LB (2nd). 1998 – Kevin Peterson, LB (3rd); Lamar Cooper, WR (3rd). 2001 – Tony Tiller, DB (3rd). 2003 – Brandon Calton, DL (1st); Aaron Bass, P (2nd).

FURMAN

Consensus (American Football Coaches Association, Associated Press, The Sports Network/Stats Perform) (10): Jeff Blankenship, 1988; Kelly Fletcher, 1989; Steve Duggan, 1990; Kevin Kendrick, 1990; John Keith, 1999; Louis Ivory, 2000; Donnie Littlejohn, 2001; Dakota Dozier, 2013; Matthew Schmidt, 2017; Grayson Atkins, 2019.

AFCA (21): 1982 – Ernest Gibson, DB. 1983 – Ernest Gibson, DB. 1984 – Rock Hurst, LB. 1988 – Jeff Blankenship, LB. 1989 – Kelly Fletcher, DE. 1990 – Steve Duggan, C; Kevin Kendrick, LB. 1991 – Eric Walter,

OL. 1992 – Kota Suttle, LB. 1998 – Orlando Ruff, LB. 1999 – John Keith, DB. 2000 – Louis Ivory, RB. 2001 – Donnie Littlejohn, OL. 2002 – Trevor Kruger, OL. 2005 – William Freeman, LB. 2008 – William Middleton, DB. 2011 – Kadarron Anderson, LB; Ryan Steed, DB. 2013 – Dakota Dozier, OL. 2017 – Matthew Schmidt, OL (1st); 2019 – Grayson Atkins, K (1st).

Associated Press (46): 1981 – Bruce Gheesling, LB (3rd). 1982 – Stanford Jennings, RB (3rd). 1983 – Dan Sleet, G (3rd). 1985 – Gene Reeder, C (1st). 1987 – Alex Albert, G (3rd). 1988 – Jeff Blankenship, LB (1st); Fe Cowan, OL (3rd). 1989 – Kelly Fletcher, DE (1st). 1990 – Steve Duggan, C (1st); Kevin Kendrick, LB (1st). 1991 – Allen Edwards, DL (2nd); Eric Walter, OL (2nd). 1992 – Kota Suttle, LB (2nd); Carl Tremble, RB (3rd). 1993 – Ronnie McCutchan, P (2nd); Andre Worrell, DB (3rd). 1994 – Jim Richter, PK (1st). 1997 – Bryan Dailer, DL (3rd). 1999 – John Keith, DB (1st); Des Kitchings, All-Purpose (3rd). 2000 – Louis Ivory, RB (1st); Marty Priore, OG (1st); Will Bouton, LB (1st). 2001 – Donnie Littlejohn, OT (1st); Louis Ivory, RB (2nd); Will Bouton, LB (2nd); Marty Priore, OG (2nd); Brian Bratton, All-Purpose (3rd). 2002 – Trevor Kruger, OL (3rd). 2003 – Danny Marshall, PK (3rd). 2004 – Ben Bainbridge, OT (1st); Roy Ravenell, DE (3rd); William Freeman, LB (3rd). 2005 – William Freeman, LB (1st); Corey Stewart, OL (2nd); Patrick Covington, OL (2nd). 2011 – Kadarron Anderson, LB (1st); Ryan Steed, DB (1st). 2012 – Dakota Dozier, OL (3rd). 2013 – Dakota Dozier, OL (1st); Ray Early, PK (2nd). 2017 – Matthew Schmidt, OL (2nd). 2018 – Grayson Atkins, K (2nd); Adrian Hope, LB (2nd); 2019 – Grayson Atkins, K (2nd). 2020-21 – Ryan Miller, TE (1st).

Walter Camp (14): 1988 – Jeff Blankenship, LB. 1990 – Kevin Kendrick, LB; Steve Duggan, C. 1999 – John Keith, DB. 2000 – Louis Ivory, RB; Josh Moore, OL. 2001 – Will Bouton, LB; Donnie Littlejohn, OL. 2002 – Trevor Kruger, OL. 2004 – Ben Bainbridge, OT. 2008 – Joel Bell, OL. 2011 – Colin Anderson, TE. 2012 – Jerodis Williams, KR. 2013 – Dakota Dozier, OL.

The Sports Network/Stats Perform (44): 1988 – Jeff Blankenship, LB (1st). 1989 – Kelly Fletcher, DE (1st). 1990 – Steve Duggan, C (1st); Kevin Kendrick, LB (1st). 1992 – Kota Suttle, LB (2nd). 1994 – Jim Richter, PK (2nd). 1996 – Luther Broughton, TE (2nd). 1997 – Bryan Dailer, DL (1st). 1999 – John Keith, DB (1st); 2000 – Louis Ivory, RB (1st); Josh Moore, OT (1st); Will Bouton, LB (2nd); Chris Stewart, C (3rd). 2001 – Donnie Littlejohn, OT (1st); Will Bouton, LB (1st); Louis Ivory, RB (2nd); Marty Priore, OL (2nd); Chris Stewart, C (2nd); Brian Bratton, RS (2nd). 2002 – Trevor Kruger, OL (2nd). 2003 – Danny Marshall, PK (3rd). 2004 – Ben Bainbridge, OT (1st); Roy Ravenell, DL (3rd); William Freeman, LB (3rd). 2005 – Patrick Covington, OL (1st); Corey Stewart, OL (2nd); Ingle Martin, P (2nd); William Freeman, LB (3rd). 2006 – Roy Ravenell, DL (1st). 2007 – Jerome Felton, FB (1st). 2008 – Joel Bell, T (1st); William Middleton, CB (1st). 2009 – Kadarron Anderson, LB (3rd). 2011 – Colin Anderson, TE (1st); Ryan Steed, DB (3rd). 2012 – Jerodis Williams, KR (1st); Dakota Dozier, OL (2nd). 2013 – Dakota Dozier, OL (1st). 2014 – Gary Wilkins, DL (3rd). 2015 – Cory Magwood, LB (3rd). 2017 – Matthew Schmidt, OL (2nd); 2019 – Grayson Atkins, K (2nd). 2020-21 – Ryan Miller, TE (2nd).

Don Hansen's Football Gazette (22): 1985 – Kyle Davis, DE (1st). 1988 – Jeff Blankenship, LB (1st). 1989 – Kelly Fletcher, DE (1st); Chris Roper, DE (1st). 1990 – Kevin Kendrick, LB (1st). 1994 – Jim Richter, PK (1st). 1998 – Orlando Ruff, LB (3rd). 1999 – John Keith, DB (2nd). 2000 – Louis Ivory, RB (1st); Josh Moore, OL (1st); Trent Sansbury, TE (3rd). 2001 – Donnie Littlejohn, OL (1st); Will Bouton, LB (1st); Louis Ivory, RB (2nd); Brian Bratton, KR (2nd). 2002 – Trevor Kruger, OL (1st); Rodney Johnson, DB (3rd). 2003 – Danny Marshall, PK (2nd). 2004 – William Freeman, LB (2nd); Roy Ravenell, DL (3rd); Patrick Covington, G (3rd). 2006 – Andrew Thornburg, OL (3rd).

MERCER

The Sports Network/Stats Perform (1): 2014 – Chandler Curtis, AP, (3rd).

SAMFORD

Consensus (American Football Coaches Association, Associated Press, The Sports Network/Stats Perform) (5): Jaquiski Tartt, 2014; Karel Hamilton, 2016; Ahmad Gooden, 2017; Devlin Hodges, 2018; Kelvin McKnight, 2018.

AFCA (8): 2013 – Fabian Truss, AP. 2014 – Jaquiski Tartt, DB. 2016 – Karel Hamilton, WR (2nd). 2017 – Ahmad Gooden, DL (1st); Devlin Hodges, QB (2nd); Kelvin McKnight, WR (2nd). 2018 – Devlin Hodges, QB (1st); Kelvin McKnight, WR (1st).

Associated Press (13): 2010 – Bryce Smith, LB (2nd). 2012 – Jaquiski

Current schools only

Tartt, DB (1st). 2013 – Justin Shade, LB (1st); Fabian Truss, KR (1st); Jaquiski Tartt, DB (2nd). 2014 – Jaquiski Tartt, DB (2nd). 2015 – Anthony Pistelli, PK (1st). 2016 – Karel Hamilton, WR (1st); Devlin Hodges, QB (3rd). 2017 – Ahmad Gooden, DL (2nd); Austin Barnard, P (3rd). 2018 – Ahmad Gooden, DL (1st); Devlin Hodges, QB (2nd); Kelvin McKnight, WR (2nd). 2020-21 – Chris Edmonds, DB (1st).

Walter Camp (6): 2012 – Jaquiski Tartt, DB. 2013 – Justin Shade, LB. 2015 – Anthony Pistelli, PK. 2016 – Karel Hamilton, WR. 2017 – Ahmad Gooden, DL. 2018 – Devlin Hodges, QB; Kelvin McKnight, WR.

The Sports Network/Stats Perform (19): 2012 – Jaquiski Tartt, DB (1st); Fabian Truss, KR (2nd). 2013 – Justin Shade, LB (1st). Fabian Truss, AP (1st). Jaquiski Tartt, DB (2nd). 2014 – Jaquiski Tartt, DB (1st). 2015 – James Bradberry, DB (3rd). 2016 – Karel Hamilton, WR (1st); Devlin Hodges, QB (3rd). 2017 – Ahmad Gooden, DL (2nd); Kelvin McKnight, WR (3rd); Shaheed Salmon, LB (3rd). 2018 – Devlin Hodges, QB (1st); Ahmad Gooden, DL (2nd); Kelvin McKnight, WR (3rd); 2019 – Montrell Washington, PR (1st). 2020-21 – Chris Edmonds, DB (1st); Liam Welch, QB (2nd); Mitchell Fineran, PK (2nd).

CHATTANOOGA

Consensus (American Football Coaches Association, Associated Press, The Sports Network/Stats Perform) (4): Davis Tull, 2013-2014; Keionta Davis, 2016; Corey Levin, 2016; Isaiah Mack, 2018.

AFCA (13): 1985 – Mike Makins, DL. 1989 – Junior Jackson, LB. 1990 – Tony Hill, LB; Pumpu Tudors, P. 2012 – Davis Tull, DL. 2013 – Davis Tull, DL. 2014 – Davis Tull, DL. 2015 – Jacob Huesman, QB; Keionta Davis, DL. 2016 – Keionta Davis, DL (1st); Corey Levin, OL (2nd). 2018 – Isaiah Mack, DL (1st). 2020-21 – Devonsha Maxwell, DL (2nd).

Associated Press (23): 1989 – Pumpu Tudors, P (1st); Junior Jackson, LB (2nd). 1990 – Troy Boeck, T (1st); Pumpu Tudors, P (2nd). 1991 – Pumpu Tudors, P (2nd). 1996 – Ron Faugue, DB (3rd). 2000 – Matt Vick, PK (2nd); 2002 – Josh Cain, LB (2nd). 2003 – Alonzo Nix, WR (3rd). 2005 – Chad Motte, OL (1st); Jermaine Austin, RB (1st). 2009 – Craig Camay, PK (2nd); Josh Beard, DL (3rd). 2010 – Joel Bradford, WR (3rd). 2012 – Davis Tull, DL (2nd). 2013 – Davis Tull, DL (1st). 2014 – Davis Tull, DL (1st); Faysal Shafaat, TE (3rd). 2015 – Corey Levin, OL (1st); Keionta Davis, DL (2nd). 2016 – Corey Levin, OL (2nd); Keionta Davis, DL (2nd). 2018 – Isaiah Mack, DL (1st).

Walter Camp (4): 2012 – Davis Tull, DL. 2013 – Davis Tull, DL. 2015 – Corey Levin, OL. 2018 – Isaiah Mack, DL.

The Sports Network/Stats Perform (21): 1989 – Pumpu Tudors, P (1st). 1990 – Troy Boeck, DL (2nd); Pumpu Tudors, P (2nd). 1996 – Ron Faugue, DB (2nd). 2000 – Matt Vick, PK (1st). 2002 – Josh Cain, LB (2nd). 2003 – Alonzo Nix, WR (3rd). 2007 – Chris Camacho, S (2nd). 2011 – Wes Dothard, LB (1st). 2012 – Davis Tull, DL (2nd); Wes Dothard, LB (3rd). 2013 – Davis Tull, DL (2nd). 2014 – Davis Tull, DL (1st); Corey Levin, OL (3rd). 2015 – Corey Levin, OL (1st); Jacob Huesman, QB (2nd); Keionta Davis, DL (2nd). 2016 – Keionta Davis, DL (1st); Corey Levin, OL (2nd); Nakevion Leslie, LB (3rd). 2018 – Isaiah Mack, DL (1st).

Don Hansen's Football Gazette (6): 1998 – Kenny Sanders, DE (3rd). 2000 – Matt Vick, PK (1st); Chris Sanders, QB (2nd). 2001 – Tyler Unzicker, DL (2nd); Josh Cain, LB (2nd). 2002 – Josh Cain, LB (3rd)

VMI

Consensus (American Football Coaches Association, Associated Press, The Sports Network/Stats Perform) (4): Mark Stock, 1988; Thomas Haskins, 1986; Alex Ramsey, 2019; Jakob Herres, 2020-21.

AFCA (4): 1988 – Mark Stock, WR. 1996 – Thomas Haskins, RB; 2019 – Alex Ramsey, RB (2nd). 2020-21 – Jakob Herres, WR (1st).

Associated Press (12): 1937 – Paul Shu, RB (3rd). 1938 – Paul Shu, RB (3rd). 1947 – Chi Mills, T (2nd). 1974 – Andy Dearman, G (2nd). 1988 – Mark Stock, WR (1st). 1991 – Lorenzo Carpenter, C (2nd). 1992 – Lorenzo Carpenter, OL (2nd). 1995 – Thomas Haskins, RB (1st). 1996 – Thomas Haskins, RB (1st); 2019 – Alex Ramsey, RB (2nd). 2020-21 – Jakob Herres, WR (1st); Stone Snyder, LB (1st).

Walter Camp (1): 1996 – Thomas Haskins, RB.

The Sports Network/Stats Perform (8): 1988 – Mark Stock, WR (1st). 1992 – Lorenzo Carpenter, C (2nd). 1995 – Thomas Haskins, RB (2nd). 1996 – Thomas Haskins, RB (1st); 2019 – Alex Ramsey, RB (2nd). 2020-21 – Jakob Herres, WR (1st); Stone Snyder, LB (1st); Robert Soderholm, LS (1st).

Don Hansen's Football Gazette (3): 1995 – Thomas Haskins, RB (2nd). 1996 – Thomas Haskins, RB (2nd). 2000 – Richard Holland, KR (1st).

WESTERN CAROLINA

Consensus (American Football Coaches Association, Associated Press, The Sports Network/Stats Perform) (4): Kerry Hayes, 1993; Eric Johnson, 1998; Detrez Newsome, 2016-2017.

AFCA (7): 1984 – Louis Cooper, DE. 1985 – Clyde Simmons, DE. 1993 – Kerry Hayes, WR. 1998 – Eric Johnson, DB (1st). 2016 – Detrez Newsome, AP (1st). 2017 – Detrez Newsome, AP (1st); Marvin Tillman, DB (2nd).

Associated Press (24): 1976 – Darrell Lipford, RB. 1983 – Eric Rasheed, WR (2nd); Tiger Greene, DB (2nd). 1984 – Kirk Roach, K (1st); Louis Cooper, DE (1st); Tiger Greene, DB (1st); Steve Kornegay, P (1st); Mark Buffamoyer, DL (2nd). 1985 – Alonzo Carmichael, TE (1st); Clyde Simmons, DE (1st). 1986 – Kirk Roach, K (1st); Alonzo Carmichael, TE (2nd). 1987 – Kirk Roach, K (1st). 1992 – Todd Harkins, OL (3rd); Kerry Hayes, KR (3rd). 1993 – Kerry Hayes, KR (1st). 1998 – Eric Johnson, DB (1st); Ken Hinsley, P (3rd). 1999 – Josh Jones, PK (3rd). 2007 – Eddie Cohen, WR (2nd). 2016 – Detrez Newsome, AP (1st). 2017 – Ian Berryman, P (2nd); Detrez Newsome, RB (3rd). 2018 – Owen Cosenke, TE (3rd).

USA Today/ESPN (2): 1998 – Eric Johnson, DB (2nd); Ken Hinsley, P (2nd).

The Sports Network/Stats Perform (12): 1988 – Geno Segers, DL (1st). 1992 – Todd Harkins, OL (2nd). 1993 – Kerry Hayes, KR (1st). 1997 – Eric Johnson, DB (3rd). 1998 – Eric Johnson, DB (1st); Ken Hinsley, P (3rd). 2007 – Eddie Cohen, WR (2nd). 2009 – Adrian McLeod, LB (3rd). 2014 – Christon Gill, LB (3rd). 2016 – Detrez Newsome, AP (2nd). 2017 – Detrez Newsome, AP (1st). 2018 – Tyrre Adams, AP (2nd).

Don Hansen's Football Gazette (4): 1998 – Ken Hinsley, P (1st); Eric Johnson, DB (2nd); Brad Hoover, RB (2nd). 2002 – Michael Spicer, DL (3rd).

WOFFORD

Consensus (Associated Press, American Football Coaches Association, The Sports Network/Stats Perform) (3): Matt Nelson, 2003; Lee Basinger, 2004; Blake Jeresaty, 2019.

AFCA (5): 2003 – Matt Nelson, DB. 2004 – Lee Basinger, DL. 2005 – Katon Bethay, DT. 2013 – Jared Singleton, OL; 2019 – Blake Jeresaty, OL (2nd).

Associated Press (20): 1997 – Dan Williams, OL (1st). 2000 – Brian Bodor, DL (2nd). 2002 – Anthony Jones, DL (2nd). 2003 – Eric Deutsch, OL (1st); Matt Nelson, FS (1st); Bobby Gibbs, OL (3rd). 2004 – Lee Basinger, DE (1st); Eric Deutsch, OL (1st). 2005 – Katon Bethay, DL (3rd); 2008 – Derek Wooten, OL (3rd). 2010 – Eric Breitenstin, RB (2nd); Pat Illig, OL (2nd); Ameet Pall, DL (2nd). 2011 – Eric Breitenstein, RB (1st); Nate Page, OL (2nd). 2012 – Eric Breitenstein, RB (1st). 2013 – Jared Singleton, OL (3rd). 2016 – Lorenzo Long, RB (3rd); Anton Wahrby, OL (3rd). 2017 – Ross Demmel, OL (3rd). 2018 – Justus Basinger, OL (3rd); 2019 – Blake Jeresaty, OL (1st).

Walter Camp (5): 2002 – Anthony Jones, DL. 2004 – Eric Deutsch, OL; Lee Basinger, DE. 2010 – Ameet Pall, DL. 2011 – Nate Page, OL.

The Sports Network/Stats Perform (27): 1997 – Dan Williams, OL (1st). 2000 – Brian Bodor, DL (2nd); 2002 – Anthony Jones, DL (2nd). 2003 – Eric Deutsch, OL (1st); Matt Nelson, FS (1st); Bobby Gibbs, OL (3rd). 2004 – Lee Basinger, DE (1st); Eric Deutsch, OL (1st). 2005 – Katon Bethay, DL (3rd). 2007 – Corey McKenna, OT (2nd). 2008 – Dane Romero, FB (1st); 2010 – Eric Breitenstein, RB (1st); Pat Illig, OL (1st); Ameet Pall, DL (1st). 2011 – Eric Breitenstein, RB (1st); Nate Page, OL (1st); Alvin Scioneaux, LB (3rd). 2012 – Eric Breitenstein, RB (1st). 2016 – David Marvin, PK (1st); Lorenzo Long, RB (2nd); Anton Wahrby, OL (3rd). 2017 – Andre Stoddard, FB (2nd); Miles Brown, DL (3rd). 2018 – Andre Stoddard, FB (2nd); Miles Brown, DL (3rd); 2019 – Blake Jeresaty, OL (2nd). 2020-21 – Nathan Walker, FB (2nd).

Don Hansen's Football Gazette (13): 1997 – Dan Williams, OL (1st). 1998 – Tony Young, DB (3rd). 2000 – Brian Bodor, DL (3rd). 2001 – Nathan Fuqua, DL (3rd). 2002 – Anthony Jones, DL (1st); Matt Nelson, DB (1st); Eric Deutsch, OL (3rd). 2003 – Eric Deutsch, OL (1st); Bobby Gibbs, OL (1st); Lee Basinger, DL (1st); Matt Nelson, DB (1st); Timmy Thrift, LB (2nd). 2004 – Eric Deutsch, OL (3rd).



ALL-CONFERENCE TEAMS

First-team selections only

- 1933**
 E Red Negri, UVA
 E Tom Rogers, Duke
 T Ray Burger, UVA
 T Fred Crawford, Duke
 G Amos Bolen, W&L
 G George Barclay, UNC
 C Gene Wagner, UVA
 B Al Casey, Va. Tech
 B Earl Clary, USC
 B Bob Cox, Duke
 B Horace Hendrickson, Duke
- 1934**
 E Dave Thomas, VT
 E Earl Wentz, Duke
 T Gus Durner, Duke
 T Jim Tatum, UNC
 G George Barclay, UNC
 G Jack Dunlap, Duke
 C Steve Sabol, NCSU
 B Corkey Cornelius, Duke
 B Charlie Schaffer, UNC
 B Ace Parker, Duke
 B Norwood Sotherton, MD
- 1935**
 E Dick Buck, UNC
 E Johnny Leys, UVA
 T Hugo Bonino, W&M
 T Gus Durner, Duke
 G Jim Farley, VMI
 G Jim Johnston, Duke
 C Steve Sabol, NCSU
 B Fouts Dickerson, VT
 B Bill Guckeyson, MD
 B Don Jackson, UNC
 B Ace Parker, Duke
- 1936**
 E Andy Bershak, UNC
 E Bob King, FUR
 T Joe Brunansky, Duke
 T Joe Caldwell, Duke
 G Jim Farley, VMI
 G Dick Johnston, DAV
 C Dan Hill Jr., Duke
 B Bill Guckeyson, MD
 B Elmore Hackney, Duke
 B Jim Hutchins, UNC
 B Ace Parker, Duke
- 1937**
 E Andy Bershak, UNC
 E Herb Hudgins, Duke
 T Henry Bartos, UNC
 T Joe Brunansky, Duke
 G Woody Lipscomb, Duke
 G Elmer Wren, UNC
 C Charlie Woods, CLEM
 B Elmore Hackney, Duke
 B Crowell Little, UNC
 B Jim Meade, MD
 B Paul Shu, VMI
- 1938**
 E Gus Goins, CLEM
 E Bolo Perdue, Duke
 T Ed Coon, NCSU
 T Steve Maronic, UNC
 G Louis Trunzo, WFU
 G Fred York, Duke
 C Dan Hill Jr., Duke
 B Bob O'Mara, Duke
 B Paul Shu, VMI
 B George Stirnweiss, UNC
 B Eric Tipton, Duke
- 1939**
 E Joe Blalock, CLEM
 E Paul Severin, UNC
 T Dick Boisseau, W&M
 T Rupert Pate, WFU

- G Allen Johnson, Duke
 G Frank Ribar, Duke
 C Ed Merrick, UR
 B George McAfee, Duke
 B Banks McFadden, CLEM
 B Roten Shetley, FUR
 B George Stirnweiss, UNC
- 1940**
 E Joe Blalock, CLEM
 E Paul Severin, UNC
 T Andy Fronczek, UR
 T Tony Ruffa, Duke
 G Bill Faircloth, UNC
 G Alex Winterspoon, Duke
 C Bob Barnett, Duke
 B Tony Gallovich, WFU
 B Steve Lach, Duke
 B Jim Lelanne, UNC
 B Charlie Timmons, CLEM
- 1941**
 E Joe Blalock, CLEM
 E Bob Gantt, Duke
 T George Fritts, CLEM
 T Mike Karmazin, Duke
 G Carl Givler, WFU
 G Garrard Ramsey, W&M
 C Bob Barnett, Duke
 B Harvey Johnson, W&M
 B Steve Lach, Duke
 B Stan Stasica, USC
 B Charlie Timmons, CLEM
- 1942**
 E Bob Gantt, Duke
 E Glen Knox, W&M
 T Marvin Bass, W&M
 T Pat Preston, WFU
 G Tom Burns, Duke
 G Garrard Ramsey, W&M
 C Lou Sossamon, USC
 B John Cochran, WFU
 B Tom Davis, Duke
 B Harvey Johnson, W&M
 B Joe Muha, VMI
- 1943**
 E Ben Cittadino, Duke
 E Ray Poole, UNC
 T John Maskas, UNC
 T Pat Preston, Duke
 G Bill Milner, Duke
 G Jamie Myers, Duke
 C Bill Starford, WFU
 B Tom Davis, Duke
 B Buddy Jumper, Duke
 B Hosea Rodgers, UNC
 B Nick Sacrinty, WFU
- 1944**
 E Dave Harris, WFU
 E Pat Thrash, USC
 T John Kerns, WFU
 T George Owen, WFU
 G John Clowes, W&M
 G Ernie Knotts, Duke
 C Ralph Jenkins, CLEM
 B Elmer Barbour, WFU
 B Gordon Carver, Duke
 B Tom Davis, Duke
 B Howard Turner, NCSU
- 1945**
 E Dave Harris, WFU
 E Kelley Mote, Duke
 T Chi Mills, VMI
 T Knox Ramsey, W&M
 G Charley Garrison, WFU
 G Ernie Knotts, Duke
 C Ralph Jenkins, CLEM
 B Lynn Chewing, VMI
 B George Clark, Duke
 B Nick Sacrinty, WFU
 B Howard Turner, NCSU

- 1946**
 E Bill Chipley, W&L
 E Kelley Mote, Duke
 T Al DeRogatis, Duke
 T John Maskas, VT
 G Bill Milner, Duke
 G Knox Ramsey, W&M
 C Bryant Meeks, USC
 B Jack Cloud, W&M
 B Charlie Justice, UNC
 B Nick Sacrinty, WFU
 B Howard Turner, NCSU
- 1947**
 E Bob Steckroth, W&M
 E Art Weiner, UNC
 T Chi Mills, VMI
 T Len Szafaryn, UNC
 G Knox Ramsey, W&M
 G Ed Royston, WFU
 C Tommy Thompson, W&M
 B Jack Cloud, W&M
 B Fred Fogler Jr., Duke
 B Lou Gambino, MD
 B Charlie Justice, UNC
- 1948**
 E John O'Quinn, WFU
 E Art Weiner, UNC
 T Louis Allen, Duke
 T Len Szafaryn, UNC
 G Frank Gillespie, CLEM
 G Bernie Watts, NCSU
 C Tommy Thompson, W&M
 B Jack Cloud, W&M
 B Bobby Gage, CLEM
 B Bill Gregus, WFU
 B Charlie Justice, UNC
- 1949**
 E Vito Ragazzo, W&M
 E Art Weiner, UNC
 T Louis Allen, Duke
 T Ray Krouse, MD
 G Bob Hughes, W&M
 G Charlie Musser, NCSU
 C Irwin Holdash, UNC
 B Fred Cone, CLEM
 B Billy Cox, Duke
 B Bill Gregus, WFU
 B Charlie Justice, UNC
 B Buddy Lex, W&M
 B Steve Wadiak, USC
- 1950**
 E Glenn Smith, CLEM
 E Elmer Wingate, MD
 T Elmer Costa, NCSU
 T Jim Staton, WFU
 G Bob Auffarth, WFU
 G Bob Ward, MD
 C Irwin Holdash, UNC
 B Gil Bocetti, W&L
 B Fred Cone, CLEM
 B Billy Cox, Duke
 B Steve Wadiak, USC
- 1951**
 E Jack Lewis, WFU
 E Glenn Smith, CLEM
 T Elmer Costa, NCSU
 T Bill George, WFU
 G Joe Dudeck, UNC
 G Bob Ward, MD
 C Larry Smith, USC
 B Gil Bocetti, W&L
 B Ed Mioduszewski, W&M
 B Ed Modzelewski, MD
 B Steve Wadiak, USC
- 1952**
 E Jack Lewis, WFU
 E Howard Pitt, Duke
 T Ben Dunkerley, WVU
 T Stan Jones, MD
 G Linwood Cox, W&M

- G Truet Grant, Duke
 C Louis Tepe, Duke
 B Bill Brehaney, VMI
 B Worth Lutz, Duke
 B Ed Mioduszewski, W&M
 B Jack Scarbath, MD
- 1953**
 E Richie Gaskell, GWU
 E Bill Marker, WVU
 T Bruce Bosley, WVU
 T George Parozzo, W&M
 G Gene Lamone, WVU
 G Vince Perone, FUR
 C Steve Korcheck, GWU
 B Tommy Allman, WVU
 B Bill Bowman, W&M
 B Johnny Mapp, VMI
 B Freddy Wyant, WVU
- 1954**
 E Billy Hillen, WVU
 E Tom Petty, VT
 T Bruce Bosley, WVU
 T George Preas, VT
 G Gene Lamone, WVU
 G Webster Williams, FUR
 C Chick Donaldson, WVU
 B Dickie Beard, VT
 B Joe Marconi, WVU
 B Johnny Popson, FUR
 B Freddy Wyant, WVU
- 1955**
 E Walt Brodie, W&M
 E Paul Thompson, GWU
 T Bruce Bosley, WVU
 T Bob Lusk, W&M
 G Gene Lathey, WVU
 G Jim Locke, VT
 C Jack Prater, VT
 B Bob Moss, WVU
 B Frank Paiczkowski, UR
 B Mike Sommer, GWU
 B Freddy Wyant, WVU
- 1956**
 E Walt Brodie, W&M
 E Paul Thompson, GWU
 T Dave Liddick, GWU
 T Bill Underdonk, WVU
 G Gene Lathey, WVU
 G Joe Nicely, WVU
 C Chuck Howley, WVU
 B Larry Krutko, WVU
 B Jim Lugar, VT
 B Charlie Sidwell, W&M
 B Sam Woolwine, VMI
- 1957**
 E Paul Maguire, CIT
 E Larry Peccatiello, W&M
 T Jim McFalls, VMI
 T Elliot Shaubach, W&M
 G Lou Farmer, VMI
 G Chuck Howley, WVU
 C Bill Rush, W&M
 B Bobby Jordan, VMI
 B Bob Schwarze, CIT
 B Mike Sommer, GWU
 B Sam Woolwine, VMI
- 1958**
 E Carroll Dale, VT
 E Ray Siminski, FUR
 T Jim McFalls, VMI
 T Ed Rutsch, GWU
 G Dick Cleveland, CIT
 G Bob Frulla, GWU
 C Jerry Borst, VMI
 B Ted Colna, GWU
 B Billy Holsclaw, VT
 B Sam Horner, VMI
 B Dick Longfellow, WVU

- 1959**
 E Carroll Dale, VT
 E Pat Maguire, CIT
 T Paul Lambert, UR
 T Mike Lashley, W&M
 G Bill Lopasky, WVU
 G Mike Zeno, VT
 C Ron DeMelfi, GWU
 B Dave Ames, UR
 B Howard Dyer, VMI
 B Alger Pugh, VT
 B Sam Horner, VMI
- 1960**
 E Bob Coolbaugh, UR
 E Andy Guida, GWU
 T Harry Rakowski, CIT
 T Allen Whittier, VT
 G Lou Shuba, VMI
 G Mike Zeno, VT
 C George Garrison, CIT
 B Tom Campbell, FUR
 B Howard Dyer, VMI
 B Don Kern, VMI
 B Earl Stoudt, UR
- 1961**
 E Bill Gilgo, CIT
 E Andy Guida, GWU
 T Gene Breen, VT
 T Bill Winter, WVU
 G Eric Erdossy, W&M
 G Keith Melenzyer, WVU
 C Don Christman, UR
 B Tom Campbell, FUR
 B Dick Drummond, GWU
 B Earley Eastburn, CIT
 B Earl Stoudt, UR
- 1962**
 E Charlie Brendle, CIT
 E Gene Heeter, WVU
 T John Sapinsky, W&M
 T Bill Welsh, VMI
 G Newt Green, VT
 G Bob Soleau, W&M
 C Pete Goimarac, WVU
 B Dick Drummond, GWU
 B Glenn Holt, WVU
 B Elliott Keller, FUR
 B Jerry Yost, WVU
- 1963**
 E Pete Emelianchik, UR
 E Vince Petno, CIT
 T Gene Breen, VT
 T Bill Welsh, VMI
 G Newt Green, VT
 G Bob Soleau, W&M
 C Pete Goimarac, WVU
 B Dick Drummond, GWU
 B Bob Schweickert, VT
 B Kenny Stoudt, UR
 B Sonny Utz, VT
- 1964**
Offense
 E John Hilton, UR
 E Tommy Marvin, VT
 T Jeff Craig, W&M
 T Doug McNeil, GWU
 G Joe Missar, CIT
 G Craig Smith, W&M
 C Gary Barnette, WVU
 B Mike Lane, CIT
 B Garry Lyle, GWU
 B Bob Schweickert, VT
 B Sonny Utz, VT
- Defense**
 E George Pearce, W&M
 E Bill Sullivan, WVU
 T Doug McNeil, GWU
 T John Turner, VMI
 LB Joe Missar, CIT
 LB Ken Whitley, VT
 LB Don Young, WVU

#SoConFB

ALL-CONFERENCE TEAMS



B Fred D'Orazio, GWU
 B Mike Patterson, VMI
 B Joe Stromick, UR
 B Scott Swan, W&M

1965

Offense

E Bob Dunlevy, WVU
 E George Pearce, W&M
 T Steve Lapko, GWU
 T Stan Lysick, WVU
 G Doug McNeil, GWU
 G Ray Tate, UR
 C Tom Feola, W&M
 B Dave Alexander, ECU
 B Garrett Ford, WVU
 B Mike Holloran, GWU
 B Dick Leftridge, WVU

Defense

E Pack Hindsley, DAV
 E Bill Sullivan, WVU
 T Tony Buccino, W&M
 T John Turner, VMI
 LB Bob Gadkowski, W&M
 LB Bob Schmalzreidt, VMI
 LB Billy Turner, FUR
 B Francis Grant, CIT
 B Tom Metz, GWU
 B Jim Lofrese, W&M
 B Dave Sprinkle, DAV

1966

Offense

E Chuck Alberston, W&M
 E Robbie Hahn, FUR
 T Bob Andrews, UR
 T Denny Williamson, WVU
 G Walter Bostic, ECU
 G Brad Cashman, GWU
 C Johnny Crew, ECU
 B Garrett Ford, WVU
 B Steve Molnar, GWU
 B Jimmy Poole, DAV
 B Larry Zunich, UR

Defense

E Bob Gadkowski, W&M
 E Norm Neverson, GWU
 T Kevin Moran, ECU
 T Joe Neilson, W&M
 MG Dave Delgado, UR
 LB Adin Brown, W&M
 LB Baker Brown, WVU
 LB Bob Schmalzreidt, VMI
 B Robert Ellis, ECU
 B Cal McCombs, CIT
 B John Mallory, WVU

1967

Offense

E Jim Cavanaugh, W&M
 E Walker Gillette, UR
 T Brad Cashman, W&M
 T Kevin Moran, ECU
 G Bob Biddle, VMI
 G Terry Crum, UR
 C Robbie Patterson, FUR
 B Butch Colson, ECU
 B Bob Habsevich, VMI
 B Neal Hughes, ECU
 B Jimmy Poole, DAV

Defense

E Bob Gadkowski, W&M
 E Danny Williamson, WVU
 T Dave Delgado, UR
 T George Henshaw, WVU
 MG Carl Crennell, WVU
 LB Adin Brown, W&M
 LB Bob Schmalzreidt, VMI
 LB John Small, CIT
 B Joe Isaac, CIT
 B John Mallory, WVU
 B Chip Young, W&M

1968

Offense

E Walker Gillette, UR
 E Mike Kelly, DAV
 T Ralph Beatty, W&M
 T Wayne Fowler, UR
 G Bob Biddle, VMI
 G Ben Grieb, ECU
 C Bob Herb, W&M
 B Jim McMillian, CIT
 B Terry Morton, W&M
 B Buster O'Brien, UR
 B Gordon Slade, DAV

Defense

E Mel Medved, UR
 E Buzz Montsinger, UR
 E Jim Rathbun, CIT
 T Don Tyson, ECU
 T Eddie Watkins, CIT
 MG Dick Irvin, UR
 MG Burt Waite, W&M
 LB Ken Diaz, CIT
 LB Pat Turchetta, UR
 B Jim Barton, W&M
 B Joe Isaac, CIT
 B Kerr Kump, VMI
 B Winston Whitehead, UR

1969

Offense

E Walker Gillette, UR
 E Mike Kelly, DAV
 T Wayne Fowler, UR
 T Marion Glover, CIT
 G Terry Esterkamp, DAV
 G Creig Tyler, CIT
 C Bob Herb, W&M
 B Bob Duncan, CIT
 B Charlie Richards, UR
 B Gordon Slade, DAV
 B Billy Wightman, ECU
 K Ed Terry, DAV

Defense

E Mel Medved, UR
 E Buzz Montsinger, UR
 T John Barelli, UR
 T Bruce Kasardo, UR
 T George Wheeler, ECU
 MG Dick Irvin, UR
 LB John Small, CIT
 LB Pat Turchetta, UR
 B Phil Bryan, CIT
 B Tom Duffey, W&M
 B Whit Morrow, DAV
 B Winston Whitehead, UR

1970

Offense

E Dick Corrada, ECU
 E Jim Livesay, UR
 T Peyton Barton, FUR
 T Brian Bitton, UR
 T Butch Kersey, FUR
 G Don Dease, CIT
 G Jackson Neall, W&M
 C Bob Herb, W&M
 B Bob Duncan, CIT
 B Mike Mikolayunas, DAV
 B Phil Mosser, W&M
 B Charlie Richards, UR
 K Don Cupit, VMI

Defense

E Jim Lee, CIT
 E Pat Morris, UR
 T John Barelli, UR
 T Bruce Dasarda, UR
 T Rich Peeler, ECU
 LB Wally Ake, W&M
 LB Chuck Cross, FUR
 B Ray Easterling, UR
 B Jim King, CIT
 B Paul Scolaro, W&M
 B Jeff Varnadoe, CIT

1971

Offense

E Brian Baima, CIT
 E David Knight, W&M
 T Mike Davitt, CIT
 T Pete Ramsey, VMI
 G Pat Hutto, CIT
 G Jackson Neall, W&M
 C Bob Conrad, UR
 B Jon Hall, CIT
 B Harry Lynch, CIT
 B Phil Mosser, W&M
 B Barty Smith, UR
 K Keith Clark, UR

Defense

E John Nugent, UR
 E David Shi, FUR
 T Milt Ignatius, UR
 T Rich Peeler, ECU
 MG Keith Dooley, UR
 LB Pat Kelly, UR
 LB Monty Kiernan, ECU
 B Ray Easterling, UR
 B Jack Patterson, ECU
 B Paul Scolaro, W&M
 B Jeff Varnadoe, CIT

1972

Offense

TE Stan Eure, ECU
 WR David Knight, W&M
 WR Walt Walker, DAV
 T Andy Dearman, VMI
 T Dan Utley, FUR
 G Greg Troupe, ECU
 G Stan Victor, W&M
 C Joe Montgomery, W&M
 B Carlester Crumpler, ECU
 B Billy Meyers, UR
 B Carl Summerell, ECU
 K Terry Regan, W&M

Defense

E Ronnie Chappell, W&M
 E John Nugent, UR
 T Ron Reynolds, APP
 T Norman Seabrooks, CIT
 LB Pat Kelly, UR
 LB Danny Kepley, ECU
 LB Neal Rumble, CIT
 B Bob Loprete, UR
 B Rusty Markland, ECU
 B Vince Perone Jr., FUR
 B Paul Scolaro, W&M
 P Jay Jones, UR

1973

Offense

TE Dick Pawlewicz, W&M
 WR Stan Eure, ECU
 WR Walt Walker, DAV
 T Andy Dearman, VMI
 T Dan Utley, FUR
 G Jim Amrhein, UR
 G Greg Troupe, ECU
 C Joe Montgomery, W&M
 QB Carl Summerell, ECU
 RB Carlester Crumpler, ECU
 RB Barty Smith, UR
 K Jim Woody, ECU

Defense

E Cary Godette, ECU
 E Lee Pearson, UR
 T Vic Moye, UR
 T Ron Reynolds, APP
 G Tony Coricoria, CIT
 LB Pat Kelly, UR
 LB Danny Kepley, ECU
 B Bob Loprete, UR
 B Mike Myrick, ECU
 B Vince Perone Jr., FUR
 B Gene Williams, VMI
 P Russell Brown, W&M

1974

Offense

TE Dick Pawlewicz, W&M
 WR Mike Mahoney, UR
 WR Ronnie Moore, VMI
 T Rick Bennett, ECU
 T Buddy Parrish, CIT
 G Andy Dearman, VMI
 G Jimbo Walker, ECU
 C Doug Hines, VMI
 QB Bill Deery, W&M
 RB Andrew Johnson, CIT
 RB Ronnie Norman, VMI
 RB Bill Schink, ECU
 K Jerry Harmon, APP

Defense

E Bill Anderson, FUR
 E Butch Strawderman, ECU
 T Kenny Moore, ECU
 T Ace Owens, UR
 MG Fred Snipes, APP
 LB Danny Kepley, ECU
 LB Brian Ruff, CIT
 B Jim Bolding, ECU
 B Larry McKenzie, APP
 B Vince Perone Jr., FUR
 B Mike Stewart, W&M
 P Joe Parker, APP

1975

Offense

TE Dickie Regan, CIT
 WR Ronnie Moore, VMI
 T Rodney Elam, UR
 T Andre Staton, APP
 G Jimbo Walker, ECU
 G Tom Sofield, APP
 G Gill Beck, APP
 QB Robbie Price, APP
 RB Emmitt Hamilton, APP
 RB Larry Robinson, FUR
 RB Kenny Strayhorn, ECU
 K Gary Davis, APP

Defense

E Cary Godette, ECU
 E Mike Copley, UR
 T Willie Bryant, ECU
 T Dickie Childress, UR
 LB Larry Anderson, FUR
 LB Harold Randolph, ECU
 LB Brian Ruff, CIT
 B Jim Bolding, ECU
 B Ralph Ferguson, CIT
 B Mark Gordon, FUR
 B Quinton McKinney, APP
 P Joe Parker, APP

1976

Offense

TE Ken Cloud, W&M
 WR Dennis Holt, APP
 WR Tommy Southard, FUR
 T Ed Glackin, VMI
 T Jeff Holcomb, FUR
 G Wayne Bolt, ECU
 G Andre Staton, APP
 C Gill Beck, APP
 QB Tom Rozantz, W&M
 RB Eddie Hicks, ECU
 RB Andrew Johnson, CIT
 RB Jim Kruiis, W&M
 K Pete Conaty, ECU

Defense

E Cary Godette, ECU
 E Bruno Schmalhofer, W&M
 T Jack Dove, ECU
 T Ned Stephanovich, VMI
 LB Larry Anderson, FUR
 LB Harold Randolph, ECU
 LB Brian Ruff, CIT
 B Jim Bolding, ECU
 B Ralph Ferguson, CIT
 B Gerald Hall, ECU
 B Reggie Pinkney, ECU
 P Joe Parker, APP

1977

Offense

TE Brette Simmons, FUR
 WR Mike Riley, CIT
 WR Wayne Tolleson, WCU
 T Ken Cadle, FUR
 T Paul Edmondson, UTC
 G Joe Petosa, UTC
 G Tom Replogie, VMI
 C Gill Beck, APP
 QB Mike Pusey, WCU
 RB Andre Gibson, VMI
 RB Darrell Lipford, WCU
 K Craig Jones, VMI

Defense

E Greg Arnett, VMI
 E Bobby Church, FUR
 T Ronnie Powe, UTC
 T Ned Stephanovich, VMI
 G Tony Sparks, CIT
 LB Kenny Caldwell, CIT
 LB Glen Jones, VMI
 B Russell Gambrell, FUR
 B Paul Gillis, CIT
 B Larry McNeal, VMI
 B Kenny Mitchell, UTC
 P Greg Cater, UTC

1978

Offense

TE Brette Simmons, FUR
 WR Rick Beasley, APP
 WR Gerald Harp, WCU
 T Bob Bookmiller, VMI
 T Paul Edmondson, UTC
 G Joe Petosa, UTC
 G Robbie Nanny, WCU
 C Rickey Young, FUR
 QB David Henderson, FUR
 RB Scott McConnell, APP
 RB Mark Stowers, FUR
 K Craig Jones, VMI

Defense

E George Alston, WCU
 E Frank Jordan, UTC
 E Sami Killman, APP
 T Jacob Burney, UTC
 T Kevin Morgan, FUR
 MG Ty Smith, WCU
 LB Kenny Caldwell, CIT
 LB Pat Murphy, APP
 B Willie Carpenter, WCU
 B Russell Gambrell, FUR
 B Paul Gillis, CIT
 B Thomas Gunn, WCU
 P Greg Cater, UTC

1979

Offense

TE Orion Rust, CIT
 WR Rick Beasley, APP
 WR Gerald Harp, WCU
 T John Burke, CIT
 T Doug Patterson, UTC
 T John Shuman, VMI
 G David Kreber, CIT
 G Roderick Moore, UTC
 C Paul Wright, UTC
 QB Mark Hutsell, ETSU
 RB Floyd Allen, VMI
 RB Gwain Durden, UTC
 K Craig Jones, VMI

Defense

E Mike Adams, CIT
 E Frank Jordan, UTC
 E Jeff Snipes, FUR
 T Jacob Burney, UTC
 T Kevin Morgan, FUR
 T Bobby Peche, WCU
 LB Bruce Gheesling, FUR
 LB Alfonso McCloud, UTC
 LB Ricky Smith, WCU
 B Walt Bellamy, VMI
 B Willie Carpenter, WCU
 B Paul Gillis, CIT



ALL-CONFERENCE TEAMS

#SoConFB

B Jay Megna, ETSU
P Greg Cater, UTC

1980

Offense

TE Eddie McGill, WCU
WR Rick Beasley, APP
WR Gerald Harp, WCU
T Charlie Anderson, FUR
T Richard Farrier, CIT
G Mike Coleman, FUR
G John Olson, APP
C Robert Lee, UTC
QB Steve Brown, APP
RB Floyd Allen, VMI
RB Mike Glenn, FUR
RB Stump Mitchell, CIT
K Barry Childers, MAR

Defense

E Dale McLarty, CIT
E Jerry Moses, APP
E Jeff Snipes, FUR
T Jacob Burney, UTC
T Kevin Morgan, FUR
LB Bruce Gheesling, FUR
LB Ricky Smith, WCU
LB Willie Yates, UTC
B Chris Buono, FUR
B Mike Eden, VMI
B Mike Hunt, UTC
B Jeff Vincent, APP
P John Johnson, FUR

1981

Offense

TE Byron Lee, FUR
WR Jeff Dean, WCU
T Charlie Anderson, FUR
T Steve Lloyd, FUR
T Curtis Rouse, UTC
G Mike Coleman, FUR
G Jay Lasek, VMI
C Austin Beckham, VMI
QB Tim Sorrells, FUR
RB Floyd Allen, VMI
RB Stanford Jennings, FUR
RB Danny Miller, CIT
K Tim Tanguay, FUR
B Donnie Cook, ETSU
B Mike Hunt, UTC
B Carl Lee, MAR

Defense

E Felix Andrews, FUR
E Wade Foltz, VMI
T Sedrick Brown, CIT
T Willie Little, UTC
NG Jim Ettari, CIT
LB Bruce Gheesling, FUR
LB Melvin Rucker, VMI
B Bruce Alexander, CIT
B Jeff Burke, FUR
B Donnie Cook, ETSU
B Mike Hunt, UTC
B Carl Lee, MAR
P John Johnson, FUR

1982

Offense

TE Tom Radle, VMI
WR Eric Rasheed, WCU
T Greg Hochstetler, UTC
T Joe Pipczynski, CIT
G Mike Coleman, FUR
G Jay Lasek, VMI
C Briggs Taylor, FUR
QB Ronnie Mixon, WCU
RB Anthony James, WCU
RB Stanford Jennings, FUR
RB Alvin Parker, APP
K Dean Biasucci, WCU

Defense

E Joey Abbney, UTC
E Louis Cooper, WCU
T Jim Ettari, CIT
T Willie Little, UTC
NG Troy Phillips, FUR

LB Billy Hall, FUR
LB Melvin Rucker, VMI
B Mark Bridgman, FUR
B Donnie Cook, ETSU
B Carl Lee, MAR
B Gib McEachran, FUR
P Jon Howell, UTC

1983

Offense

TE Bill West, CIT
WR Eric Rasheed, WCU
T Paul Johannessen, FUR
T Mike Nease, UTC
G Ed Boyd, APP
G Dan Sleet, FUR
C Steve Taylor, WCU
QB David Charpia, FUR
RB Melvin Dorsey, WCU
RB Larry Fourqurean, MAR
RB Stanford Jennings, FUR
K Dean Biasucci, WCU

Defense

E Bernard Jones, WCU
E Steve Kurtz, UTC
T Mark Buffamoyer, WCU
T Bob Standifer, UTC
LB Buck Coatney, FUR
LB Ricky Pate, WCU
LB Glen Richardson, UTC
B Glenn Bates, MAR
B Mark Bridgman, FUR
B Ernest Gibson, FUR
B Tiger Greene, WCU
P Pat Velarde, MAR

1984

Offense

TE Fred Johnson, CIT
TE Steve Panoram, VMI
WR Victor Frazier, CIT
WR Eric Rasheed, WCU
T Jim Gabrish, CIT
T Mike Herndon, WCU
G Ed Boyd, APP
G Brent Johnson, UTC
C Steve Taylor, WCU
QB Jeff Gilbert, WCU
RB Artis Edwards, UTC
RB Robbie Gardner, FUR
K Kirk Roach, WCU

Defense

E Louis Cooper, WCU
E David Ferrell, ETSU
T Mark Buffamoyer, WCU
T Bob Standifer, UTC
MG Randall Mitchell, UTC
LB Rock Hurst, FUR
LB Glen Richardson, UTC
B Tiger Greene, WCU
B David McCrary, UTC
B Jerome Norris, FUR
B Gary Zingler, ETSU
P Steve Kornegay, WCU

1985

Offense

TE Alonzo Carmichael, WCU
WR Chas Fox, FUR
WR Lee Glaze, CIT
T Mike Calloway, APP
T Jim Gabrish, CIT
G Brent Johnson, UTC
G Charles Stephenson, WCU
C Gene Reeder, FUR
QB Bobby Lamb, FUR
RB Brian Jager, FUR
RB John Settle, APP
K Kirk Roach, WCU

Defense

E Chris Melick, APP
E Clyde Simmons, WCU
T Anthony Downs, APP
T Mike Makens, UTC
MG Randall Mitchell, UTC

LB Dino Hackett, APP
LB Glen Richardson, UTC
B Phillip Aldridge, UTC
B Mike Mayo, VMI
B Struggy Smith, APP
B Steve Squire, FUR
P George Cimadevilla, ETSU

1986

Offense

TE Alonzo Carmichael, WCU
WR Mike Barber, MAR
WR Vincent Nowell, WCU
T Mike Calloway, APP
T Mark Cook, ETSU
G Alex Albert, FUR
G Steve Hall, WCU
C Sam Manos, MAR
QB Willie Perkins, WCU
RB Robbie Gardner, FUR
RB John Settle, APP
K Kirk Roach, WCU

Defense

L Anthony Down, APP
L Phillip Ferguson, FUR
L Mike Makens, UTC
L Scott Thompson, CIT
LB Cedric Felton, APP
LB Darryl Gardner, FUR
LB Willie Greenway, UTC
B Jimmy Armstrong, APP
B Fred Davis, WCU
B Jerome Norris, FUR
B Steve Squire, FUR
P George Cimadevilla, ETSU

1987

Offense

TE Sean Doctor, MAR
WR Mike Barber, MAR
WR Vincent Nowell, WCU
T Fe Cowan, FUR
T James Hardman, APP
G Alex Albert, FUR
G Steve Hall, WCU
C Terry Poore, APP
QB Tony Petersen, MAR
RB John Dagwell, FUR
RB Ron Darby, MAR
K Kirk Roach, WCU

Defense

L Tony Bowick, UTC
L Anthony Downs, APP
L Phillip Ferguson, FUR
L Scott Thompson, CIT
LB Kenny Blaknell, APP
LB Zach Ervin, UTC
LB Darryl Gardner, FUR
B Derrick Harris, ETSU
B Mike Mayo, VMI
B Mark Snyder, MAR
B Reggie Solomon, UTC
P Tony Cox, APP

1988

Offense

TE Sean Doctor, MAR
WR Mike Barber, MAR
WR Mark Stock, VMI
T Fe Cowan, FUR
T Derrick Graham, APP
G Carlos Avalos, CIT
G John Halford, MAR
C Steve Duggan, FUR
QB Gene Brown, CIT
QB John Gregory, MAR
RB Ron Darby, MAR
RB Adrian Johnson, CIT
K Bjorn Nittmo, APP

Defense

L Tony Bowick, UTC
L Kelly Fletcher, FUR
L Geno Segers, WCU
L Jimmy Snowden, APP
LB Jeff Blankenship, FUR

LB Willie Greenway, UTC
LB Pete Long, CIT
B J.D. Cauthen, CIT
B Julius Dixon, FUR
B Toussaint Kennedy, WCU
B Mike Lowman, UTC
P Billy Smith, UTC

1989

Coaches

Offense

TE Eric Ihnat, MAR
TE Greg Key, FUR
WR Phillip Florence, CIT
WR Andre Motley, MAR
T David Ewart, ETSU
T Derrick Graham, APP
G David Adams, FUR
G Ricky Bray, UTC
C Steve Duggan, FUR
QB John Gregory, MAR
RB Ritchie Melchor, APP
RB George Searcy, ETSU
K Dewey Klein, MAR

Defense

OLB Kelly Fletcher, FUR
OLB Chris Roper, FUR
L Troy Boeck, UTC
L Allen Edwards, FUR
L Brian Pitts, FUR
ILB Junior Jackson, UTC
ILB Kevin Kendrick, FUR
B Keith Collins, APP
B Gary Dandridge, APP
B Derrick Harris, ETSU
B Pat Turner, FUR
P Pumpu Tudors, UTC

1989

Media

Offense

TE Eric Ihnat, MAR
WR Phillip Florence, CIT
WR Andre Motley, MAR
T Rick Brodsky, CIT
T Derrick Graham, APP
G David Adams, FUR
G Ricky Bray, UTC
C Steve Duggan, FUR
QB Frankie DeBusk, FUR
RB James Roberts, UTC
RB George Searcy, ETSU
K Dewey Klein, MAR

Defense

L Troy Boeck, UTC
L Kelly Fletcher, FUR
L Avery Hall, APP
L Brian Pitts, FUR
LB Junior Jackson, UTC
LB Kevin Kendrick, FUR
LB Chris Roper, FUR
B Keith Collins, APP
B Gary Dandridge, APP
B Pat Turner, FUR
B Derrick Willis, UTC
P Pumpu Tudors, UTC

1990

Coaches

Offense

TE Erick Ihnat, MAR
WR Donald Lipscomb, FUR
WR Andre Motley, MAR
T David Ewart, ETSU
T Kyle Lowery, FUR
G DeRhon Robinson, CIT
G Eric Walter, FUR
C Steve Duggan, FUR
QB Frankie DeBusk, FUR
RB Derrick Hollins, ETSU
RB Carl Tremble, FUR
K Mike Shoun, ETSU

Defense

E Tony Hill, UTC
E Rico Mack, APP

L Troy Boeck, UTC
L Allen Edwards, FUR
L Avery Hall, APP
ILB Kevin Kendrick, FUR
ILB J.J. Davis, CIT
ILB Dwayne Pelham, APP
B Brance Draine, UTC
B Derek Grier, MAR
B Ivan Johnson, FUR
B Lester Smith, CIT
P Pumpu Tudors, UTC

1990

Media

Offense

TE Eric Ihnat, MAR
WR Donald Lipscomb, FUR
WR Andre Motley, MAR
T Kyle Lowery, FUR
T Greg Barnette, APP
T Carey Cash, CIT
G DeRhon Robinson, CIT
G Eric Walter, FUR
C Steve Duggan, FUR
QB Frankie DeBusk, FUR
RB Derrick Hollins, ETSU
RB Carl Tremble, FUR
K Rodney Allen, UTC

Defense

L Troy Beck, UTC
L Allen Edwards, FUR
L Billy Ganton, UTC
L Tony Hill, UTC
LB J.J. Davis, CIT
LB Kevin Kendrick, FUR
LB Rico Mack, APP
B Joe Chirico, MAR
B Brance Draine, UTC
B Jason Grant, FUR
B Ivan Johnson, FUR
P Pumpu Tudors, UTC

1991

Coaches

Offense

TE Paul Siffri, FUR
WR Donald Lipscomb, FUR
WR Brian Dowler, MAR
WR Shoun Habersham, UTC
T Carey Cash, CIT
T Madison Sayre, MAR
G Kitt Hill, APP
G Eric Walter, FUR
C Lorenzo Carpenter, VMI
QB Michael Payton, MAR
RB Chip Hooks, APP
RB Carl Tremble, FUR
K Andrew Burr, FUR

Defense

E Albert Luke, UTC
E Rico Mack, APP
L Allen Edwards, FUR
L Avery Hall, APP
L Mike Perfetti, VMI
ILB Murphy Duckett, ETSU
ILB Kota Suttle, FUR
B Gary Dandridge, APP
B Mike Ratcliff, FUR
B Lester Smith, CIT
B Jackie Washington, UTC
P Harold Alexander, APP

1991

Media

Offense

TE Paul Siffri, FUR
WR Brian Dowler, MAR
WR Donald Lipscomb, FUR
T Carey Cash, CIT
T Kyle Lowery, FUR
G Phil Ratliff, FUR
G Eric Walter, FUR
C Lorenzo Carpenter, VMI
QB Michael Payton, MAR
RB Chip Hooks, APP

ALL-CONFERENCE TEAMS



RB Carl Tremble, FUR
K Dewey Klein, MAR
Defense
L Allen Edwards, FUR
L Avery Hall, APP
L Ryan Livezey, FUR
L Mike Perfetti, VMI
LB Rico Mack, APP
LB Donahue Stephenson, MAR
LB Kota Suttle, FUR
B Gary Dandridge, APP
B Derek Grier, MAR
B Lester Smith, CIT
B Jackie Washington, UTC
P Harold Alexander, APP

1992 Coaches

Offense
TE Mike Bartrum, MAR
WR Troy Brown, MAR
WR Craig Aiken, WCU
T Carey Cash, CIT
T Johnny McKee, MAR
G Todd Harkins, WCU
G Phil Ratliff, MAR
C Lorenzo Carpenter, VMI
QB Michael Payton, MAR
RB Carl Tremble, FUR
RB Everette Sands, CIT
KR Kerry Hayes, WCU
K Rodney Allen, UTC

Defense

E Ryan Livezey, FUR
E Rico Mack, APP
L Avery Hall, APP
L Tony Johnson, WCU
L Keenan Rhodes, MAR
ILB Kota Suttle, FUR
ILB Brent David, APP
B Lester Smith, CIT
B Willie Williams, WCU
B Torrence Forney, CIT
B Julius Grant, WCU
P Harold Alexander, APP

1992 Media

Offense

TE Mike Bartrum, MAR
WR Troy Brown, MAR
WR Craig Aiken, WCU
T Carey Cash, CIT
T Chris Deaton, MAR
G Phil Ratliff, MAR
G Lance Hansen, CIT
C Lorenzo Carpenter, VMI
QB Michael Payton, MAR
RB Carl Tremble, FUR
RB Everette Sands, CIT
KR Kerry Hayes, WCU
K Rodney Allen, UTC

Defense

L Avery Hall, APP
L Sean Swoope, APP
L Ryan Livezey, FUR
L Bryan Litton, MAR
and Milan Sterling, FUR
LB Kota Suttle, FUR
LB Rico Mack, APP
LB Shannon King, MAR
B Lester Smith, CIT
B Torrence Forney, CIT
B Willie Williams, WCU
B Andre Worrell, FUR
P Harold Alexander, APP

1993 Coaches

Offense

TE Andrew Jordan, WCU
WR Jeff Johnson, ETSU
WR Craig Aiken, WCU
T Chris Deaton, MAR
T Thomas Jackson, WCU

G Trevor Thomas, MAR
G Miguel Ayoub, GSU
C Wes Greenwell, WCU
QB Todd Donnan, MAR
RB Chris Parker, MAR
RB Everette Sands, CIT
KR Kerry Hayes, WCU
K Reed Haley, GSU
Defense
E Ryan Livezey, FUR
E Rodney Garrett, MAR
L Alex Mash, GSU
L Tony Johnson, WCU
L Mike Hardy, FUR
ILB William King, MAR
ILB Milan Sterling, FUR
DB Andre Worrell, FUR
DB Julius Grant, WCU
DB Roger Johnson, MAR
DB Shawn Austin, GSU
P Ronnie McCutchan, FUR

1993 Media

Offense

TE Demarko Kemp, UTC
WR Jeff Johnson, ETSU
WR Ricky Carter, MAR
T Chris Deaton, MAR
T Thomas Jackson, WCU
G Miguel Ayoub, GSU
G Trevor Thomas, MAR
C Wes Greenwell, WCU
QB Lonnie Galloway, WCU
RB Chris Parker, MAR
RB Chip Hooks, APP
KR Kerry Hayes, WCU
K Jim Richter, FUR

Defense

L Alex Mash, GSU
L Ryan Livezey, FUR
L Rodney Garrett, MAR
L Tony Johnson, WCU
LB William King, MAR
LB Milan Sterling, FUR
LB Tom Bodine, WCU
DB Andre Worrell, FUR
DB Roger Johnson, MAR
DB Julius Grant, WCU
DB Detric Cummings, CIT
P Ronnie McCutchan, FUR

1994 Coaches

Offense

TE Luther Broughton, FUR
WR Jeff Johnson, ETSU
WR Craig Aiken, WCU
T William Pannell, MAR
T Brad Ohrt, APP
G Isaac Ferrell, GSU
G Levi Davis, CIT
C Franklin Stephens, GSU
QB Todd Donnan, MAR
RB Chris Parker, MAR
RB Thomas Haskins, VMI
KR Kerry Hayes, WCU
K Jim Richter, FUR

Defense

DL William Peebles, APP
DL James Russell, ETSU
DL Billy Lyon, MAR
DL Billy Bumper, WCU
LB Dexter Coakley, APP
LB Paul Carroll, GSU
LB Brian Stump, MAR
DB Matt Stevens, APP
DB Roger Johnson, MAR
DB Shannon Morrison, MAR
DB Jon Jenkins, WCU
P Travis Colquitt, MAR

1994 Media

Offense

TE Demarko Kemp, UTC

WR Jeff Johnson, ETSU
WR Craig Aiken, WCU
T William Pannell, MAR
T Brian Fisher, FUR
G Aaron Ferguson, MAR
G Brad Ohrt, APP
C Wes Greenwell, WCU
QB Todd Donnan, MAR
RB Chris Parker, MAR
RB Thomas Haskins, VMI
KR Kerry Hayes, WCU
K Jim Richter, FUR

Defense

DL William Peebles, APP
DL Chip Miller, APP
DL Billy Lyon, MAR
DL B.J. Cohen, MAR
LB Dexter Coakley, APP
LB Tom Bodine, WCU
LB Micah Young, CIT
DB Shannon Morrison, MAR
DB Roger Johnson, MAR
DB Matt Stevens, APP
DB Jon Jenkins, WCU
P Travis Colquitt, MAR

1995 Coaches

Offense

TE Jermaine Wiggins, MAR
WR Tim Martin, MAR
WR Terrell Owens, UTC
OT William Pannell, MAR
OT Chad Groover, APP
OG Aaron Ferguson, MAR
OG Shawn Clark, APP
C Scott Kadlub, APP
QB Scott Satterfield, APP
RB Thomas Haskins, VMI
RB Chris Parker, MAR
KR Dexter Dawson, GSU
PK Jay Sutton, APP

Defense

DL Billy Lyon, MAR
DL James Russell, ETSU
DL B.J. Cohen, MAR
DL Derek Summerour, WCU
LB Dexter Coakley, APP
LB Jermaine Swoff, MAR
LB Larry McCloud, MAR
DB Matt Stevens, APP
DB Donnie Abraham, ETSU
DB Brancis Williams, GSU
DB Jamie Coleman, APP
P Josh Siefert, UTC

1995 Media

Offense

TE Luther Broughton, FUR
WR Terrell Owens, UTC
WR David Patten, WCU
OT William Pannell, MAR
OT Chad Groover, APP
OG Aaron Ferguson, MAR
OG Shawn Clark, APP
C Scott Kadlub, APP
QB Scott Satterfield, APP
RB Thomas Haskins, VMI
RB Chris Parker, MAR
KR Dexter Dawson, GSU
PK Tim Openlander, MAR

Defense

DL B.J. Cohen, MAR
DL Billy Lyon, MAR
DL James Russell, ETSU
DL Shawn Elliott, APP
LB Dexter Coakley, APP
LB Scott Belcher, CIT
LB Joe DiBernardo, APP
DB Matt Stevens, APP
DB Melvin Cunningham, MAR
DB Donnie Abraham, ETSU
DB Jamie Coleman, APP
P Allen Guinn, APP

1996 Coaches

Offense

TE Luther Broughton, FUR
WR Tim Martin, MAR
WR Randy Moss, MAR
OT Chad Groover, APP
OT Jamie Wilson, MAR
OG Aaron Ferguson, MAR
OG Shawn Clark, APP
C John Wade, MAR
QB Braniff Bonaventure, FUR
RB Thomas Haskins, VMI
RB Damon Scott, APP
PK Tim Openlander, MAR
KR Tim Martin, MAR

Defense

DL James Russell, ETSU
DL Billy Lyon, MAR
DL B.J. Cohen, MAR
DL Edward Thomas, GSU
LB Dexter Coakley, APP
LB Larry McCloud, MAR
LB Mike Rogers, VMI
DB Melvin Cunningham, MAR
DB Ron Faugue, UTC
DB Jeremy Osborne, FUR
DB Scott Smythe, MAR
P Chris Hanson, MAR

1996 Media

Offense

TE Luther Broughton, FUR
WR Randy Moss, MAR
WR Tim Martin, MAR
OT Chad Groover, APP
OT Derek Beres, CIT
OG Aaron Ferguson, MAR
OG Shawn Clark, APP
C Scott Kadlub, APP
QB Eric Kresser, MAR
RB Thomas Haskins, VMI
RB Damon Scott, APP
PK Tim Openlander, MAR
KR Randy Moss, MAR

Defense

DL Billy Lyon, MAR
DL James Russell, ETSU
DL B.J. Cohen, MAR
DL Jackie Avery, APP
LB Dexter Coakley, APP
LB Larry McCloud, MAR
LB Jermaine Swafford, MAR
DB Melvin Cunningham, MAR
DB Ron Faugue, UTC
DB Gordon Fenderson, APP
DB Cornell Lewis, VMI
P Chris Hanson, MAR

1997 Coaches

Offense

TE Frank Leatherwood, APP
WR B.J. Adigun, ETSU
WR Stephon Hawkins, UTC
T Rich McGrath, GSU
T Sam Haynie, ETSU
G Mark Williams, GSU
G Alvin Brown, CIT
C Dan Williams, WOF
QB Bake Baker, APP
RB Roderick Russell, GSU
RB Brian Edwards, ETSU
RET Carlos Frank, CIT
PK Eric Meng, GSU

Defense

L Bryan Dailer, FUR
L Jackie Avery, APP
L Adrian Luster, CIT
L Vonnellies Allen, GSU
LB Mario Hankerson, ETSU
LB D.T. Tanner, GSU
LB Orlando Ruff, FUR
DB Jeremy Osborne, FUR
DB Ron Faugue, UTC

DB Eric Johnson, WCU
DB Kevin Smith, CIT
P Ken Hinsley, WCU

1997 Media

Offense

TE Frank Leatherwood, APP
WR B.J. Adigun, ETSU
WR Stephon Hawkins, UTC
T Rich McGrath, GSU
T David Sutton, ETSU
G Mark Williams, GSU
G Tony Bequette, APP
C Dan Williams, WOF
QB Bake Baker, APP
RB Roderick Russell, GSU
RB Brandon Walker, ETSU
RET Anthony Stringfield, ETSU
PK Eric Meng, GSU

Defense

L Bryan Dailer, FUR
L Jackie Avery, APP
L Adrian Luster, CIT
L Kareem Robinson, UTC
LB Jay Thier, FUR
LB Mario Hankerson, ETSU
LB Chad Nighbert, GSU
DB Ken Byrd, APP
DB Ron Faugue, UTC
DB Jeremy Osborne, FUR
DB Eric Johnson, WCU
P Ken Hinsley, WCU

1998 Coaches

Offense

TE Frank Leatherwood, APP
WR Lamar Cooper, ETSU
WR Daryl Skinner, APP
T Shawn Clark, APP
T Dan Best, WCU
G Mark Williams, GSU
G Cedrone Hodges, APP
C Matt Winslette, GSU
QB Greg Hill, GSU
RB Adrian Peterson, GSU
RB Brad Hoover, WCU
RET Carlos Frank, CIT
PK Chris Chambers, GSU

Defense

L Vonnellies Allen, GSU
L Kenny Sanders, UTC
L Rocky Hunt, APP
L Dary Myricks, CIT
LB Eric Johnson, WCU
DB Daryl Morrell, GSU
DB Arkee Thompson, GSU
DB Chuch Payne, APP
DB Earthwind Moreland, GSU
P Ken Hinsley, WCU

1998 Media

Offense

TE Frank Leatherwood, APP
WR Lamar Cooper, ETSU
WR Mark Hill, UTC
T Dan Best, WCU
T Rich McGrath, GSU
G Mark Williams, GSU
G Boo Robinson, WCU
C Matt Winslette, GSU
QB Greg Hill, GSU
RB Adrian Peterson, GSU
RB Brad Hoover, WCU
RET Corey Joyner, GSU
PK Chris Chambers, GSU

Defense

L Vonnellies Allen, GSU
L Eric Davis, GSU
L Rocky Hunt, APP
L Dary Myricks, CIT
LB Kevin Peterson, ETSU

SOCONSPORTS.COM

LB Orlando Ruff, FUR
 LB Brett Chappell, WCU
 DB Eric Johnson, WCU
 DB Arkee Thompson, GSU
 DB Chuch Payne, APP
 DB Tony Young, WOF
 P Ken Hinsley, WCU

**1999
 Media
 Offense**

TE Trent Sansbury, FUR
 WR Des Kitchings, FUR
 WR Cos DeMatteo, UTC
 G Mark Williams, GSU
 G Ben Hall, FUR
 T Rich McGrath, GSU
 T Josh Moore, FUR
 C Chip Simmons, CIT
 QB Greg Hill, GSU
 RB Adrian Peterson, GSU
 RB Louis Ivory, FUR
 PK Josh Jones, WCU
 KR Des Kitchings, FUR

Defense

L Rocky Hunt, APP
 L Voncellies Allen, GSU
 L Eugene Phillips, GSU
 L Jamie Lovern, APP
 LB Will Bouton, FUR
 LB Kevin Peterson, ETSU
 LB Derek Fudge, ETSU
 DB John Keith, FUR
 DB Corey Hall, APP
 DB Earthwind Moreland, GSU
 DB Arkee Thompson, GSU
 P Brian Reilly, APP

**1999
 Coaches
 Offense**

TE Trent Sansbury, FUR
 WR Des Kitchings, FUR
 WR Cos DeMatteo, UTC
 G Mark Williams, GSU
 G Ben Hall, FUR
 T Rich McGrath, GSU
 T Josh Moore, FUR
 C Jim Beverly, ETSU
 QB Greg Hill, GSU
 RB Adrian Peterson, GSU
 RB Louis Ivory, FUR
 PK Josh Jones, WCU
 KR Des Kitchings, FUR

Defense

L Rocky Hunt, APP
 L Voncellies Allen, GSU
 L Eugene Phillips, GSU
 L Jamie Lovern, APP
 LB Will Bouton, FUR
 LB Kevin Peterson, ETSU
 LB Derek Fudge, ETSU
 DB John Keith, FUR
 DB Corey Hall, APP
 DB Earthwind Moreland, GSU
 DB Kiwaukee Thomas, GSU
 P Brian Reilly, APP

**2000
 Media
 Offense**

TE Daniel Wilcox, APP
 WR Cos DeMatteo, UTC
 WR Richmond Flowers, UTC
 OT Josh Moore, FUR
 OT Billy Young, APP
 G Eric Nash, WOF
 G Marty Priore, FUR
 C Tyler Elkins, APP
 QB Chris Sanders, UTC
 RB Louis Ivory, FUR
 RB Adrian Peterson, GSU
 RS Richard Holland, VMI
 PK Matt Vick, UTC

Defense

DT Brian Bodor, WOF

DT Jimmy Freeman, APP
 DT Josh Jeffries, APP
 DT Freddy Pesqueira, GSU
 LB Joe Best, APP
 LB Will Bouton, FUR
 LB Denny Haywood, CIT
 DB Nate Gates, GSU
 DB Corey Hall, APP
 DB Richard Holland, VMI
 DB Lavar Rainey, GSU
 P Nathan McKinney, APP

**2000
 Coaches
 Offense**

TE Daniel Wilcox, APP
 WR Troy Albea, APP
 WR Richmond Flowers, UTC
 T Josh Moore, FUR
 T Billy Young, APP
 G Marty Priore, FUR
 G Eric Nash, WOF
 C Chris Stewart, FUR
 QB Chris Sanders, UTC
 RB Louis Ivory, FUR
 RB Adrian Peterson, GSU
 RS Teray Frost, VMI
 PK Matt Vick, UTC

Defense

DL Jimmy Freeman, APP
 DL Nathan Fuqua, WOF
 DL Andre Miller, WCU
 DL Freddy Pesqueira, GSU
 LB Will Bouton, FUR
 LB Joe Best, APP
 LB Rahim El Amin, ETSU
 LB Denny Haywood, CIT
 DB Denario Smalls, ETSU
 DB Richard Holland, VMI
 DB Nate Gates, GSU
 DB Corey Hall, APP
 P Nathan McKinney, APP

**2001
 Media
 Offense**

TE Trent Sansbury, FUR
 WR Cecil Moore, ETSU
 WR Michael Banks, WCU
 OT Wayne Smith, APP
 OT Donnie Littlejohn, FUR
 G Omar Nesbitt, CIT
 G Marty Priore, FUR
 C Chris Stewart, FUR
 QB J.R. Revere, GSU
 RB Louis Ivory, FUR
 RB Adrian Peterson, GSU
 RS Brian Bratton, FUR
 PK Danny MAR, FUR

Defense

DL Josh Jeffries, APP
 DL Ryan Watson, APP
 DL Freddy Pesqueira, GSU
 DL Nathan Fuqua, WOF
 LB Justin Seavens, APP
 LB Travis Stephens, CIT
 LB Will Bouton, FUR
 DB Kevin Howard, CIT
 DB Shelvis Smith, FUR
 DB David Young, GSU
 DB Justin Fryer, WCU
 P Jimmy Miner, WOF

**2001
 Coaches
 Offense**

TE Trent Sansbury, FUR
 WR Cecil Moore, ETSU
 WR Michael Banks, WCU
 OT Wayne Smith, APP
 OT Donnie Littlejohn, FUR
 G Omar Nesbitt, CIT
 G Marty Priore, FUR
 C Chris Stewart, FUR
 QB J. R. Revere, GSU
 RB Louis Ivory, FUR

RB Adrian Peterson, GSU
 RS Brian Bratton, FUR
 PK Darren Brown, WOF

Defense

DL Josh Jeffries, APP
 DL Ryan Watson, APP
 DL Freddy Pesqueira, GSU
 DL Nathan Fuqua, WOF
 LB Justin Seavens, APP
 LB Travis Stephens, CIT
 LB Will Bouton, FUR
 DB Nygel Rogers, APP
 DB Kevin Howard, CIT
 DB David Young, GSU
 DB Justin Fryer, WCU
 P Jimmy Miner, WOF

**2002
 Coaches
 Offense**

TE Todd Bargella, WCU
 WR Alvin (Scooter) Johnson, CIT
 WR Michael Banks, WCU
 OT James Vasquez, APP
 OT Steven Cain, FUR
 G Joe Patrick, APP
 G Trevor Kruger, FUR
 C Charles Clarke, GSU
 QB Chaz Williams, GSU
 QB Joey Gibson, VMI
 RB Nehemiah Broughton, CIT
 RB Jesse McCoy, WOF
 RS DaVon Fowlkes, APP
 PK Mark Wright, APP

Defense

DL K.T. Stovall, APP
 DL Josh Jeffries, APP
 DL Freddy Pesqueira, GSU
 DL Michale Spicer, WCU
 DL Anthony Jones, WOF
 LB Sam Smalls, APP
 LB Josh Cain, UTC
 LB Joe Scott, GSU
 DB Derrick Black, APP
 DB Tony Tiller, ETSU
 DB Gerald Sensabaugh, ETSU
 DB David Young, GSU
 DB Ahmed Green, WCU
 P Brent Barth, VMI

**2002
 Media
 Offense**

TE Willis Sudderth, FUR
 WR Alvin (Scooter) Johnson, CIT
 WR Bear Rinehart, FUR
 OT James McCoy, GSU
 OT Steven Cain, FUR
 G Joe Patrick, APP
 G Trevor Kruger, FUR
 C Charles Clarke, GSU
 QB Chaz Williams, GSU
 RB Jermaine Austin, GSU
 RB Jesse McCoy, WOF
 RS Ant Williams, GSU
 PK Travis Zobel, CIT

Defense

DL K.T. Stovall, APP
 DL Josh Jeffries, APP
 DL Freddy Pesqueira, GSU
 DL Anthony Jones, WOF
 LB Sam Smalls, APP
 LB Josh Cain, UTC
 LB Joe Scott, GSU
 DB David Young, GSU
 DB Rodney Johnson, FUR
 DB Scott Cornatzer, APP
 DB Matt Nelson, WOF
 P Brent Barth, VMI

**2003
 Coaches
 Offense**

TE Ross Armstrong, CIT
 WR Alonzo Nix, UTC
 WR Lamont Seward, WCU

OT Lew Dawson, CIT
 OT Jason Whaley, WCU
 G Bobby Gibbs, WOF
 G Eric Deutsch, WOF
 C Brandon Mason, ELON
 QB Willie Simmons, CIT
 RB Gaven Varner, ETSU
 RB Jermaine Austin, GSU
 RS DaVon Fowlkes, APP
 PK Danny MAR, FUR

Defense

DL K.T. Stovall, APP
 DL Leon Moore, APP
 DL Nick McNeil, WCU
 DL Michale Spicer, WCU
 LB Sam Smalls, APP
 LB Mike Killian, FUR
 LB Derrick Butler, GSU
 DB Derrick Black, APP
 DB Tony Tiller, ETSU
 DB Gerald Sensabaugh, ETSU
 DB Matt Nelson, WOF
 P Nate McKinney, APP

**2003
 Media
 Offense**

TE Todd Bargella, WCU
 WR Alonzo Nix, UTC
 WR Lamont Seward, WCU
 OT Chad Bentley, WOF
 OT Jason Whaley, WCU
 G Bobby Gibbs, WOF
 G Eric Deutsch, WOF
 C Corey Stewart, FUR
 QB Willie Simmons, CIT
 RB Nehemiah Broughton, CIT
 RB Jermaine Austin, GSU
 RS Lewis Barr, GSU
 PK Danny MAR, FUR

Defense

DL K.T. Stovall, APP
 DL Lee Basinger, WOF
 DL Michael Burant, FUR
 DL Michale Spicer, WCU
 LB Timmy Thrift, WOF
 LB Mike Killian, FUR
 LB Teddie Whitaker, WOF
 DB Cam Newton, FUR
 DB Tony Tiller, ETSU
 DB Gerald Sensabaugh, ETSU
 DB Matt Nelson, WOF
 P Jimmy Miner, WOF

**2004
 Coaches
 Offense**

TE Willis Sudderth, FUR
 WR DaVon Fowlkes, APP
 WR Alonzo Nix, UTC
 OT Ben Bainbridge, FUR
 OT Albert Turner, GSU
 G Chad Motte, GSU
 G Eric Deutsch, WOF
 C Brandon Mason, ELON
 QB Richie Williams, APP
 RB Jermaine Austin, GSU
 RB John Taylor, ELON
 RS DaVon Fowlkes, APP
 PK Jonathan Dudley, GSU

Defense

DL Lee Basinger, WOF
 DL Roy Ravenell, FUR
 DL Eric Hadley, GSU
 DL Albert Reid, WCU
 LB William Freeman, FUR
 LB Calvin Sutton, ELON
 LB Derrick Butler, GSU
 DB James Young, GSU
 DB Shawn Grant, CIT
 DB Cam Newton, FUR
 DB Terence McBride, GSU
 P Dan Jordan, GSU

**2004
 Media
 Offense**

TE Willis Sudderth, FUR
 WR DaVon Fowlkes, APP
 WR Isaac West, FUR
 OT Ben Bainbridge, FUR
 OT Albert Turner, GSU
 G Chad Motte, GSU
 G Eric Deutsch, WOF
 C Brandon Mason, ELON
 QB Richie Williams, APP
 RB Kevious Johnson, WOF
 RB John Taylor, ELON
 RS DaVon Fowlkes, APP
 PK Scott Beckler, FUR

Defense

DL Lee Basinger, WOF
 DL Roy Ravenell, FUR
 DL Eric Hadley, GSU
 DL Marquess Murrell, APP
 LB William Freeman, FUR
 LB Chad Nkang, ELON
 LB Derrick Butler, GSU
 DB James Young, GSU
 DB Nygel Rogers, APP
 DB Cam Newton, FUR
 DB A.J. Bryant, GSU
 P Dan Jordan, GSU

**2005
 Coaches
 Offense**

TE Daniel Bettis, APP
 WR Jermaine Little, APP
 WR Emanuel Hassell, UTC
 OT Grant Oliver, APP
 OT Matt Isenhour, APP
 G Chad Motte, GSU
 G Patrick Covington, FUR
 G Kerry Brown, APP
 C Corey Stewart, FUR
 QB Richie Williams, APP
 RB Jermaine Austin, GSU
 RB Kevin Richardson, APP
 RB Eldra Buckley, UTC
 RS Mike Malone, WCU
 PK Jonathan Dudley, GSU

Defense

DL Marques Murrell, APP
 DL Jason Hunter, APP
 DL Felipe Foster, WCU
 DL Katon Bethay, WOF
 LB Shawn Grant, CIT
 LB Chad Nkang, ELON
 LB John Mohring, GSU
 DB Corey Lynch, APP
 DB Terence McBride, GSU
 DB Primus Glover, WCU
 DB Francis Brown, WCU
 P Ingle Martin, FUR

**2005
 Media
 Offense**

TE John Rust, FUR
 WR Justin Stepp, FUR
 WR Emanuel Hassell, UTC
 OT Grant Oliver, APP
 OT John Kivett, FUR
 G Chad Motte, GSU
 G Patrick Covington, FUR
 C Corey Stewart, FUR
 QB Richie Williams, APP
 RB Jermaine Austin, GSU
 RB Kevin Richardson, APP
 RS Mike Malone, WCU
 PK Scott Beckler, FUR

Defense

DL Marques Murrell, APP
 DL Jason Hunter, APP
 DL Rico Reese, WCU
 DL Katon Bethay, WOF
 LB William Freeman, FUR
 LB Chad Nkang, ELON

ALL-CONFERENCE TEAMS



- LB John Mohring, GSU
- DB Jeremy Wiggins, APP
- DB Corey Lynch, APP
- DB Terence McBride, GSU
- DB Primus Glover, WCU
- P Ingle Martin, FUR

2006

Coaches

Offense

- TE Daniel Bettis, APP
- WR William Mayfield, APP
- WR Jayson Foster, GSU
- C Scott Suttle, APP
- G Jeremy Robertson, APP
- G Kerry Brown, APP
- T Matt Isenhour, APP
- T John Kivett, FUR
- QB Armanti Edwards, APP
- RB Kevin Richardson, APP
- RB Eldra Buckley, UTC
- RS Dexter Jackson, APP
- PK Julian Rauch, APP

Defense

- DL Marques Murrell, APP
- DL Roy Ravenell, FUR
- DL Charrod Taylor, GSU
- DL James Wilson, CIT
- LB Chad Nkang, ELON
- LB Andrew Jones, FUR
- LB John Mohring, GSU
- DB Corey Lynch, APP
- DB Jeremy Wiggins, APP
- DB Quintez Smith, UTC
- DB Jeremy Blocker, FUR
- P Tim Mayse, WCU

2006

Media

Offense

- TE Daniel Bettis, APP
- WR Terrell Hudgins, ELON
- WR William Mayfield, APP
- T John Kivett, FUR
- T Will Rutherford, WOF
- G Andrew Thornburg, FUR
- G Kerry Brown, APP
- C Scott Suttle, APP
- QB Armanti Edwards, APP
- RB Kevin Richardson, APP
- RB Jerome Felton, FUR
- RS Jayson Foster, GSU
- PK Andrew Wilcox, ELON

Defense

- DL Marques Murrell, APP
- DL Charrod Taylor, GSU
- DL Justin Brown, FUR
- DL Roy Ravenell, FUR
- LB Chad Nkang, ELON
- LB Andrew Jones, FUR
- LB John Mohring, GSU
- DB Jeremy Blocker, FUR
- DB Jeremy Wiggins, APP
- DB Corey Lynch, APP
- DB Josh Lawson, CIT
- P Brandon Lane, ELON

2007

Coaches

Offense

- QB Jayson Foster, GSU
- RB Kevin Richardson, APP
- RB Kevious Johnson, WOF
- OL Kerry Brown, APP
- OL Joel Bell, FUR
- OL Scott Suttle, APP
- OL Chris McDowell, CIT
- OL Russell Orr, GSU
- TE Larry Hedden, FUR
- WR Terrell Hudgins, ELON
- WR Eddie Cohen, WCU
- PK Julian Rauch, APP
- RS Michael Mayers, ELON

Defense

- DL Wallace Artis, FUR
- DL Larry Beard, GSU

- DL Gary Tharrington, APP
- DL Trevar Broughton, CIT
- LB Seth Goldwire, WOF
- LB Andrew Rowell, CIT
- LB Corey Weaver, Elon
- DB Corey Lynch, APP
- DB Chris Camacho, UTC
- DB Josh Lawson, CIT
- DB Jerome Touchstone, APP
- P Brandon Lane, Elon

2007

Media

Offense

- QB Jayson Foster, GSU
- RB Kevin Richardson, APP
- RB Kevious Johnson, WOF
- OL Scott Suttle, APP
- OL Kerry Brown, APP
- OL Russell Orr, GSU
- OL Joel Bell, FUR
- OL Chris McDowell, CIT
- TE Larry Hedden, FUR
- WR Terrell Hudgins, ELON
- WR Eddie Cohen, WCU
- PK Julian Rauch, APP
- RS Michael Mayers, ELON

Defense

- DL Wallace Artis, FUR
- DL Gary Tharrington, APP
- DL Trevar Broughton, CIT
- DL Larry Beard, GSU
- LB Pierre Banks, APP
- LB Seth Goldwire, WOF
- LB Quinton Phillips, WCU
- DB Corey Lynch, APP
- DB Chris Camacho, UTC
- DB Chris Covington, GSU
- DB Josh Lawson, CIT
- P Brandon Lane, Elon

2008

Coaches

Offense

- QB Armanti Edwards, APP
- RB Chris Evans, SAM
- RB Dane Romero, WOF
- OL Jon Bieschke, APP
- OL Brad Coley, APP
- OL David Harrison, Elon
- OL Joel Bell, FUR
- OL Derek Wooten, WOF
- OL Dan DeHaven, CIT
- TE Ben Jorden, APP
- WR Andre Roberts, CIT
- WR Terrell Hudgins, ELON

Defense

- DL Dakota Walker, GSU
- DL Mitch Clark, WOF
- DL Jabari Fletcher, APP
- DL Terrence Reese, CIT
- LB Jacque Roman, APP
- LB Chris Covington, GSU
- LB Pierre Banks, APP
- DB Cortez Gilbert, APP
- DB Mark LeGree, APP
- DB William Middleton, FUR
- DB Thomas Twitty, FUR
- DB Max Lerner, FUR

Specialists

- PK Andrew Wilcox, Elon
- P Neil Young, APP
- RS Andre Roberts, CIT

2008

Media

Offense

- QB Armanti Edwards, APP
- RB Chris Evans, SAM
- RB Dane Romero, WOF
- OL Ben Quick, WOF
- OL Joel Bell, FUR
- OL Derek Wooten, WOF
- OL Jon Bieschke, APP
- OL Mario Acitelli, APP
- TE Ben Jorden, APP



Furman defensive lineman Gary Wilkins earned first-team All-SoCon honors in 2013 and 2014.

- WR Andre Roberts, CIT
- WR Terrell Hudgins, ELON

Defense

- DL Dakota Walker, GSU
- DL Jabari Fletcher, APP
- DL Mitch Clark, WOF
- DL Patrick Hatcher, SAM
- LB Jacque Roman, APP
- LB Chris Covington, GSU
- LB Brandon Williams, FUR
- DB Mark LeGree, APP
- DB William Middleton, FUR
- DB Cortez Gilbert, APP
- DB Max Lerner, FUR

Specialists

- PK Andrew Wilcox, Elon
- P Neil Young, APP
- RS Andre Roberts, CIT

2009

Coaches

Offense

- QB Armanti Edwards, APP
- RB Chris Evans, AM
- RB Devon Moore, APP
- OL Mario Acitelli, APP
- OL David Harrison, Elon
- OL Pat Illig, WOF
- OL Jon Weber, SAM
- OL Chris Werden, Elon
- TE Ben Jorden, APP
- WR Terrell Hudgins, ELON
- WR Andre Roberts, CIT

Defense

- DL Josh Beard, UTC
- DL Jabari Fletcher, APP
- DL Andre Campbell, Elon
- DL Eric Ludwig, Elon
- LB Jacque Roman, APP
- LB D.J. Smith, APP
- LB Bryce Smith, SAM
- LB (tie) Joshua Jones, Elon
- DB Mark LeGree, APP
- DB Karlos Sullivan, Elon
- DB Buster Skrine, UTC
- DB Cortez Gilbert, APP

Specialists

- PK Craig Camay, UTC
- P Chris Tommie, WOF
- RS Andre Roberts, CIT

2009

Media

Offense

- QB Armanti Edwards, APP
- RB Chris Evans, SAM
- RB Devon Moore, APP
- OL Mario Acitelli, APP
- OL David Harrison, Elon
- OL Jon Weber, SAM
- OL Pat Illig, WOF
- OL Brett Irvin, APP
- TE Alex Sellars, CIT
- WR Terrell Hudgins, ELON
- WR Andre Roberts, CIT

Defense

- DL Josh Beard, UTC
- DL Andre Campbell, Elon
- DL Jabari Fletcher, APP
- DL Brent Russell, GSU
- LB D.J. Smith, APP
- LB Kadarron Anderson, FUR
- LB Bryce Smith, SAM
- DB Mark LeGree, APP
- DB Jordan Tippit, UTC
- DB Ryan Steed, FUR
- DB Cortez Gilbert, APP

Specialists

- PK Craig Camay, UTC
- P Bob Hooper, SAM
- RS CoCo Hillary, APP

2010

Coaches

Offense

- QB DeAndre Presley, APP
- Scott Riddle, Elon
- RB Chris Evans, SAM
- RB Eric Breitenstein, WOF
- OL Daniel Kilgore, APP
- OL Rodney Austin, Elon
- OL Brett Moore, GSU
- OL Chris Harr, UTC
- OL Pat Illig, WOF
- TE Garrett Hughes, UTC
- WR Aaron Mellette, Elon
- WR Adam Mims, FUR

Defense

- DL Jabari Fletcher, APP
- DL Ameet Pall, WOF
- DL Erik Clanton, CIT
- DL Brent Russell, GSU
- LB D.J. Smith, APP
- LB Kadarron Anderson, FUR
- LB Bryce Smith, SAM

- DB Mark LeGree, APP
- DB Ryan Steed, FUR
- DB Laron Scott, GSU
- DB Buster Skrine, UTC

Specialists

- PK Jason Vitaris, APP
- P Charlie Edwards, GSU
- RS Laron Scott, GSU

2010

Media

Offense

- QB DeAndre Presley, APP
- RB Chris Evans, SAM
- RB Eric Breitenstein, WOF
- OL Daniel Kilgore, APP
- OL Brett Irvin, APP
- OL Pat Mills, APP
- OL Pat Illig, WOF
- OL Clark Bishop, WOF
- TE Ben Jorden, APP
- WR Aaron Mellette, Elon
- WR Joel Bradford, UTC

Defense

- DL Jabari Fletcher, APP
- DL Erik Clanton, CIT
- DL Brent Russell, GSU
- DL Ameet Pall, GSU
- LB D.J. Smith, APP
- LB Kadarron Anderson, FUR
- LB Bryce Smith, FUR
- DB Mark LeGree, APP
- DB Laron Scott, GSU
- DB Thomas Broussard, SAM
- DB Torez Jones, WCU

Specialists

- PK Jason Vitaris, APP
- P Charlie Edwards, GSU
- RS Laron Scott, GSU

2011

Coaches

Offense

- QB Chris Forcier, FUR
- RB Fabian Truss, SAM
- RB Eric Breitenstein, WOF
- OL Orry Frye, APP
- OL Mike Sellers, CIT
- OL Ned Cuthbertson, Elon
- OL Brett Moore, GSU
- OL Nate Page, WOF
- TE Colin Anderson, FUR
- WR Brian Quick, APP
- WR Aaron Mellette, Elon

Defense

- DL Derek Douglas, CIT
- DL Brent Russell, GSU
- DL Josh Williams, UTC
- DL Eric Eberhardt, WOF
- LB Jeremy Kimbrough, APP
- LB Ryan Consiglio, UTC
- LB Wes Dothard, UTC
- DB Demetrius McCray, APP
- DB Ryan Steed, FUR
- DB Laron Scott, GSU
- DB Corey White, SAM

Specialists

- PK Adrian Mora, GSU
- P Cass Couey, CIT
- RS Laron Scott, GSU

2011

Media

Offense

- QB Chris Forcier, FUR
- RB Jerodis Williams, FUR
- RB Eric Breitenstein, WOF
- OL Orry Frye, APP
- OL Ryan Lee, FUR
- OL Brett Moore, GSU
- OL William Maxwell, GSU
- OL Nate Page, WOF
- TE Colin Anderson, FUR
- WR Brian Quick, APP
- WR Aaron Mellette, Elon

Defense

- DL Derek Douglas, CIT
- DL Brent Russell, GSU
- DL Josh Williams, UTC
- DL Alex Goltry, WOF
- LB Joshua Jones, Elon
- LB Kadarron Anderson, FUR
- LB Alvin Scioneaux, WOF
- DB Demetrius McCray, APP
- DB Ryan Steed, FUR
- DB Laron Scott, GSU
- DB Corey White, SAM

Specialists

- PK Adrian Mora, GSU
- P Cass Couey, CIT
- RS Laron Scott, GSU

2012

Coaches

Offense

- QB Jamal Jackson, APP
- RB Jerodis Williams, FUR
- RB Eric Breitenstein, WOF
- OL Mike Sellers, CIT
- OL Dakota Dozier, FUR
- OL Dorian Byrd, GSU
- OL Ryan Dudchock, SAM
- OL Jared Singleton, WOF
- TE Colin Anderson, FUR
- WR Sean Price, APP
- WR Aaron Mellette, Elon

Defense

- DL Josh Lynn, FUR
- DL Dion Dubose, GSU
- DL Brent Russell, GSU
- DL Davis Tull, UTC
- DL Nicholas Williams, SAM
- LB Jeremy Kimbrough, APP
- LB Wes Dothard, UTC
- LB Alvin Scioneaux, WOF
- DB Demetrius McCray, APP
- DB Darius Eubansk, GSU
- DB J.J. Wilcox, GSU
- DB Jaquiski Tartt, SAM

Specialists

- PK Cameron Yaw, SAM
- P Sam Martin, APP
- RS Jerodis Williams, FUR

2012

Media

Offense

- QB Jamal Jackson, APP
- RB Steven Miller, APP
- RB Eric Breitenstein, WOF
- OL Mike Sellers, CIT
- OL Dakota Dozier, FUR
- OL Dorian Byrd, GSU
- OL Ryan Dudchock, SAM
- OL Jake Miles, WOF
- TE Colin Anderson, FUR
- WR Sean Price, APP
- WR Aaron Mellette, Elon

Defense

- DL Ronald Blair, APP
- DL Brent Russell, GSU
- DL Nicholas Williams, SAM
- DL Davis Tull, UTC
- LB Jeremy Kimbrough, APP
- LB Wes Dothard, UTC
- LB Rock Williams, WCU
- DB Demetrius McCray, APP
- DB Troy Sanders, APP
- DB Jaquiski Tartt, SAM
- DB D.J. Key, UTC

Specialists

- PK Cameron Yaw, SAM
- P Sam Martin, APP
- RS Jerodis Williams, FUR

2013

Coaches

Offense

- QB Jacob Huesman, UTC
- RB Jerick McKinnon, GSU
- RB Fabian Truss, SAM

- OL Kendall Lamm, APP
- OL Dakota Dozier, FUR
- OL Dorian Byrd, GSU
- OL Kevin Revis, UTC
- OL Jared Singleton, WOF
- TE Faysal Shafaat, UTC
- WR Tony Washington, APP
- WR Kelsey Pope, SAM

Defense

- DL Derek Douglas, CIT
- DL Gary Wilkins, FUR
- DL Davis Tull, UTC
- DL Tarek Odom, UTC
- LB Justin Shade, SAM
- LB Wes Dothard, UTC
- LB Alvin Scioneaux, WOF
- DB Brandon McCladdie, CIT
- DB D.J. Key, UTC
- DB Jaquiski Tartt, SAM
- DB Kadeem Wise, UTC

Specialists

- PK Ray Early, FUR
- P Bentlee Critcher, APP
- RS Fabian Truss, SAM

2013

Media

Offense

- QB Andy Summerlin, SAM
- RB Marcus Cox, APP
- RB Jerick McKinnon, GSU
- OL Dakota Dozier, FUR
- OL Dorian Byrd, GSU
- OL Kasey Morrison, SAM
- OL Kevin Revis, UTC
- OL Ty Gregory, WOF
- TE Colin Anderson, FUR
- WR Tony Washington, APP
- WR Kelsey Pope, SAM

Defense

- DL Justin Oxendine, CIT
- DL Gary Wilkins, FUR
- DL Davis Tull, UTC
- DL Tarek Odom, WOF
- LB Carl Rider, FUR
- LB Justin Shade, SAM
- LB Alvin Scioneaux, WOF
- DB Greg Worthy, FUR
- DB D.J. Key, UTC
- DB Kadeem Wise, UTC
- DB Jaquiski Tartt, SAM

Specialists

- PK Ray Early, FUR
- P Bentlee Critcher, APP
- RS Fabian Truss, SAM

2014

Coaches

Offense

- QB Jacob Huesman, UTC
- RB Denzel Williams, SAM
- RB Keon Williams, UTC
- OL Sam Frye, CIT
- OL Joe Turner, FUR
- OL Gunnar Bromelow, SAM
- OL Corey Levin, UTC
- OL Anton Wahrby, WOF
- TE Faysal Shafaat, UTC
- WR Karel Hamilton, SAM
- WR Spearman Robinson, WCU

Defense

- DL Gary Wilkins, FUR
- DL Derrick Lott, UTC
- DL Davis Tull, UTC
- DL Tarek Odom, WOF
- LB Cory Magwood, FUR
- LB Justin Cooper, SAM
- LB Christon Gill, WCU
- DB Jaquiski Tartt, SAM
- DB Cedric Nettles, UTC
- DB Dee Virgin, UTC
- DB Ace Clark, WCU

Specialists

- PK Henrique Ribeiro, UTC
- P Greg Peranich, SAM
- RS Chandler Curtis, MER



Defensive back Dee Delaney of The Citadel earned first-team all-conference honors from the coaches and media in 2015 and 2016.

2014

Media

Offense

- QB Jacob Huesman, UTC
- RB Alex Lakes, MER
- RB Keon Williams, UTC
- OL Sam Frye, CIT
- OL Jordan Boatright, SAM
- OL Corey Levin, UTC
- OL Jake Thornton, WCU
- OL T.J. Chamberlain, WOF
- TE Faysal Shafaat, UTC
- WR Karel Hamilton, SAM
- WR Spearman Robinson, WCU

Defense

- DL Davis Tull, UTC
- DL Gary Wilkins, FUR
- DL Derrick Lott, UTC
- DL Tarek Odom, WOF
- LB Cory Magwood, FUR
- LB Muhasibi Wakeel, UTC
- LB Christon Gill, WCU
- DB Jaquiski Tartt, SAM
- DB Lucas Webb, UTC
- DB Ace Clark, WCU
- DB Trey Morgan, WCU

Specialists

- PK Henrique Ribeiro, UTC
- P Nick Pollard, UTC
- RS Chandler Curtis, MER

2015

Coaches

Offense

- QB Jacob Huesman, UTC
- RB Derrick Craine, UTC
- RB Detrez Newsome, WCU
- OL Sam Frye, CIT
- OL Joe Turner, FUR
- OL Armando Bonheur, SAM
- OL Corey Levin, UTC
- OL Anton Wahrby, WOF
- TE Tyler Sexton, WCU
- WR Karel Hamilton, SAM
- WR Aaron Sanders, VMI

Defense

- DL Mitchell Jeter, CIT
- DL Michael Pierce, SAM
- DL Keionta Davis, UTC
- DL Caleb Hawkins, WCU
- LB Cory Magwood, FUR
- LB Justin Cooper, SAM
- LB Nikevion Leslie, UTC
- DB Dee Delaney, CIT

- DB Jamerson Blount, SAM
- DB James Bradberry, SAM
- DB Cedric Nettles, UTC

Specialists

- PK Henrique Ribeiro, UTC
- P Ian Berryman, WCU
- RS Quinlan Washington, CIT
- RS Dan Forlines, VMI

2015

Media

Offense

- QB Jacob Huesman, UTC
- RB Derrick Craine, UTC
- RB Detrez Newsome, WCU
- OL Sam Frye, CIT
- OL Gunnar Bromelow, SAM
- OL Synjen Herren, WCU
- OL Corey Levin, UTC
- OL Anton Wahrby, WOF
- TE Tyler Sexton, WCU
- WR Karel Hamilton, SAM
- WR Aaron Sanders, VMI

Defense

- DL Mitchell Jeter, CIT
- DL Michael Pierce, SAM
- DL Keionta Davis, UTC
- DL Caleb Hawkins, WCU
- LB Cory Magwood, FUR
- LB Nikevion Leslie, UTC
- LB Daniel Riddle, WCU
- DB Dee Delaney, CIT
- DB Trey Robinson, FUR
- DB Jamerson Blount, SAM
- DB Lucas Webb, UTC

Specialists

- PK Anthony Pistelli, SAM
- P Matt Shiel, MER
- RS Dane Forlines, VMI

2016

Coaches

Offense

- QB Devlin Hodges, SAM
- RB Derrick Craine, UTC
- RB Lorenzo Long, WOF
- OL Nick Jeffreys, CIT
- OL Isaiah Pinson, CIT
- OL Corey Levin, UTC
- OL Jacob Revis, UTC
- OL Anton Wahrby, WOF
- TE Ryan Swingle, VMI
- WR Karel Hamilton, SAM
- WR Andrej Suttles, FUR

Defense

- DL Joe Crochet, CIT
- DL Keionta Davis, UTC
- DL Miles Brown, WOF
- DL Tyler Vaughn, WOF
- LB Shaheed Salmon, SAM
- LB Dale Warren, UTC
- LB Nikevion Leslie, UTC
- DB Dee Delaney, CIT
- DB Kailik Williams, CIT
- DB Omari Williams, SAM
- DB Lucas Webb, UTC

Specialists

- PK David Marvin, WOF
- P Ian Berryman, WCU
- RS DeAndre Schoultz, CIT

2016

Media

Offense

- QB Devlin Hodges, SAM
- RB Lorenzo Long, WOF
- RB Tyler Reneuf, CIT
- OL Nick Jeffreys, CIT
- OL Isaiah Pinson, CIT
- OL Bret Niederreither, MER
- OL Corey Levin, UTC
- OL Anton Wahrby, WOF
- TE Ryan Swingle, VMI
- WR Karel Hamilton, SAM
- WR Terryon Robinson, WCU

Defense

- DL Joe Crochet, CIT
- DL Ahmad Gooden, SAM
- DL Keionta Davis, UTC
- DL Vantrel McMillan, UTC
- DL Tyler Vaughn, WOF
- LB Ryan Francis, VMI
- LB Allan Cratsenberg, VMI
- LB Nikevion Leslie, UTC
- LB Tevin Floyd, CIT
- DB Dee Delaney, CIT
- DB Kailik Williams, CIT
- DB Omari Williams, SAM
- DB Jaleel Green, WOF

Specialists

- PK David Marvin, WOF
- P David Marvin, WOF
- RS DeAndre Schoultz, CIT

2017

Coaches

Offense

- QB Devlin Hodges, SAM

ALL-CONFERENCE TEAMS



RB Antonio Wilcox, FUR
 RB Detrez Newsome, WCU
 OL Tyler Davis, CIT
 OL Terrell Bush, FUR
 OL Matthew Schmidt, FUR
 OL Zach Weeks, WCU
 OL Lee Bennett, WOF
 TE Andy Schumpert, FUR
 WR Kelvin McKnight, SAM
 WR Terryon Robinson, WCU

Defense

DL Isaiah Buehler, MER
 DL Ahmad Gooden, SAM
 DL Miles Brown, WOF
 DL Tyler Vaughn, WOF
 LB Lee Bennett, MER
 LB Shaheed Salmon, SAM
 LB Tahjai Watt, WCU
 DB Kailik Williams, CIT
 DB Omari Williams, SAM
 DB Lucas Webb, UTC
 DB Marvin Tillman, WCU
 DB Devin Watson, WOF

Specialists

PK Luke Carter, WOF
 P Ian Berryman, WCU
 RS Chandler Curtis, MER

2017

Media

Offense

QB Devlin Hodges, SAM
 RB Detrez Newsome, WCU
 RB Andre Stoddard, WOF
 OL Tyler Davis, CIT
 OL Terrell Bush, FUR
 OL Matthew Schmidt, FUR
 OL Roo Daniels, WOF
 OL Ross Demmel, WOF
 TE Andy Schumpert, FUR
 WR Kelvin McKnight, SAM
 WR Terryon Robinson, WCU

Defense

DL Nasir Player, ETSU
 DL Isaiah Buehler, MER
 DL Ahmad Gooden, SAM
 DL Miles Brown, WOF
 LB Lee Bennett, MER
 LB Shaheed Salmon, SAM
 LB Allan Cratsenberg, VMI
 DB Aron Spann III, CIT
 DB Omari Williams, SAM
 DB Marvin Tillman, WCU
 DB Devin Watson, WOF

Specialists

PK Luke Carter, WOF
 P Ian Berryman, WCU
 RS Chandler Curtis, MER

2018

Coaches

Offense

QB Devlin Hodges, SAM
 RB Quay Holmes, ETSU
 RB Andre Stoddard, WOF
 OL Tyler Davis, CIT
 OL Matt Pyke, ETSU
 OL Bo Layton, FUR
 OL Zach Weeks, WCU
 OL Justus Basinger, WOF
 TE Owen Cosenke, WCU
 WR Kelvin McKnight, SAM
 WR Bryce Nunnally, UTC

Defense

DL Nasir Player, ETSU
 DL Ahmad Gooden, SAM
 DL Isaiah Mack, UTC
 DL Miles Brown, WOF
 LB Noah Dawkins, CIT
 LB Jared Folks, ETSU
 LB Dylan Weigel, ETSU
 DB Aron Spann III, CIT
 DB Tyree Robinson, ETSU
 DB Brandon Dowdell, UTC
 DB Kareem Orr, UTC

Specialists

PK Grayson Atkins, FUR
 P Matthew Campbell, CIT
 RS Dejuan Bell, FUR

2018

Media

Offense

QB Devlin Hodges, SAM
 RB Quay Holmes, ETSU
 RB Andre Stoddard, WOF
 OL Tyler Davis, CIT
 OL Matt Pyke, ETSU
 OL Austin Sanders, MER
 OL Zach Weeks, WCU
 OL Michael Ralph, WOF
 OL Justus Basinger, WOF
 TE Owen Cosenke, WCU
 WR Kelvin McKnight, SAM
 WR Bryce Nunnally, UTC

Defense

DL Joseph Randolph II, CIT
 DL Nasir Player, ETSU
 DL Ahmad Gooden, SAM
 DL Isaiah Mack, UTC
 DL Miles Brown, WOF
 LB Dylan Weigel, ETSU
 LB Adrian Hope, FUR
 LB Mitchell Chancey, WCU
 DB Jeremy Lewis, ETSU
 DB Tyree Robinson, ETSU
 DB Kareem Orr, UTC
 DB Marvin Tillman, WCU
 DB George Gbese, WOF

Specialists

PK Grayson Atkins, FUR
 P Matthew Campbell, CIT
 RS Dejuan Bell, FUR

2019

Coaches

Offense

QB Joe Newman, WOF

RB Ailym Ford, UTC
 RB Alex Ramsey, VMI
 OL Ben Blackmon, ETSU
 OL Bo Layton, FUR
 OL Nick Nixon, SAM
 OL Justus Basinger, WOF
 OL Blake Jersaty, WOF
 TE Nate Adkins, ETSU
 WR Raleigh Webb, CIT
 WR Bryce Nunnally, UTC
 WR Jakob Herres, VMI

Defense

DL Joseph Randolph II, CIT
 DL Nasir Player, ETSU
 DL Adrian Hope, FUR
 DL Devonsha Maxwell, UTC
 LB Willie Eubanks III, CIT
 LB John Staton, SAM
 LB Jireh Wilson, WOF
 DB Artevius Smith, ETSU
 DB Bryan Okeh, FUR
 DB Brandon Dowdell, UTC
 DB A.J. Smith, VMI

Specialists

PK Grayson Atkins, FUR
 P Matt Campbell, CIT
 RS David Durden, MER

2019

Media

Offense

QB Joe Newman, WOF
 RB Devin Wynn, FUR
 RB Alex Ramsey, VMI
 OL Drew McEntyre, CIT
 OL Bo Layton, FUR
 OL Nick Nixon, SAM
 OL Justus Basinger, WOF
 OL Michael Ralph, WOF
 TE Chris James, UTC
 WR Bryce Nunnally, UTC
 WR Jakob Herres, VMI

Defense

DL Joseph Randolph II, CIT
 DL Nasir Player, ETSU
 DL Devonsha Maxwell, UTC
 DL Michael Mason, WOF
 LB Willie Eubanks III, CIT
 LB John Staton, SAM
 LB Marshall Cooper, UTC
 LB Jireh Wilson, WOF
 DB Artevius Smith, ETSU
 DB Eric Jackson, MER
 DB Brandon Dowdell, UTC
 DB A.J. Smith, VMI
 DB JerMichael White, WCU

Specialists

PK Grayson Atkins, FUR
 P Matt Campbell, CIT
 RS David Durden, MER

2020-21

Coaches

Offense

QB Liam Welch, SAM
 RB Quay Holmes, ETSU
 RB Donnavan Spencer, WCU
 OL Tre'mond Shorts, ETSU
 OL Anderson Tomlin, FUR
 OL McClendon Curtis, UTC
 OL Marshall Gill, VMI
 OL Isaiah Helms, WCU
 TE Nate Adkins, ETSU
 WR Ty King, SAM
 WR Jakob Herres, VMI

Defense

DL Armond Lloyd, SAM
 DL Devonsha Maxwell, UTC
 DL Jordan Ward, VMI
 DL Micheal Mason, WOF
 LB Jared Folks, ETSU
 LB Willie Eubanks III, CIT
 LB Donovan Manuel, ETSU
 DB Tyree Robinson, ETSU
 DB Lance Wise, MER
 DB Chris Edmonds, SAM
 DB AJ Smith, Sr., VMI

Special teams

PK Mitchell Fineran, SAM
 P Matt Campbell, CIT
 RS Montrell Washington, SAM

2020-21

Media

Offense

QB Liam Welch, SAM
 RB Quay Holmes, ETSU
 RB Donnavan Spencer, WCU
 OL Haden Haas, CIT
 OL Tre'mond Shorts, ETSU
 OL Mike Williams, SAM
 OL Marshall Gill, VMI
 OL Nick Hartnett, VMI
 TE Ryan Miller, FUR
 WR Ty King, SAM
 WR Jakob Herres, VMI

Defense

DL Dalton Owens, CIT
 DL Solomon Zubairu, MER
 DL Devonsha Maxwell, UTC
 DL Micheal Mason, WOF
 LB Anthony Britton Jr., CIT
 LB Isaac Dowling, MER
 LB Stone Snyder, VMI
 DB Tyree Robinson, ETSU
 DB Darius Kearse, FUR
 DB Lance Wise, MER
 DB Chris Edmonds, SAM

Special teams

PK Mitchell Fineran, SAM
 P Matt Campbell, CIT
 RS Montrell Washington, SAM



Samford quarterback Devlin Hodges earned first-team All-SoCon honors three times, taking the distinction from both the coaches and the media in 2016, 2017 and 2018.

2008

Offense

Ben Jordan, Appalachian State
 Brian Quick, Appalachian State
 Asheton Jordan, The Citadel
 David Hendrix, Furman
 Tersoo Uhaa, Furman
 Adam Urbano, Georgia Southern
 Riley Hawkins, Samford
Dustin Taliatferro, Samford
 Zack Jaynes, Western Carolina
 Quan Warley, Western Carolina
 Eric Breitenstein, Wofford

Defense

Ed Gainey, Appalachian State
 Lanston Tanyi, Appalachian State
 Demontrelle Smith, The Citadel
 Joshua Jones, Elon
 Jordan Griffin, Furman
 Ryan Steed, Furman
 Dion Dubose, Georgia Southern
 Derek Heyden, Georgia Southern
 J.B. Shippy, Georgia Southern
 K.R. Snipes, Georgia Southern
 John Julien, Western Carolina
Specialists
 Charlie Edwards, Georgia Southern
 Adrian Mora, Georgia Southern
 Blake Cain, Western Carolina

2009

Offense

Tommy Edwards, The Citadel
 Van Dyke Jones, The Citadel
 Miguel Starks, The Citadel
 Jeremy Peterson, Elon
 Jerry Williams, Furman
 Patrick Barker, Georgia Southern
 Jamere Valentine, Georgia Southern
 George Allers, Samford
 Charlie Sanford, Samford
 Chris Awuah, Chattanooga
Michael Johnson, Western Carolina

Defense

Michael Frazier, Appalachian State
 Justin Lloyd, Appalachian State
 Chris Billingslea, The Citadel
 Joseph Boateng, The Citadel
 Dale Riley, Elon
 Josh Lynn, Furman
 Nathan Wade, Furman
 Darius Eubanks, Georgia Southern
 Brent Russell, Georgia Southern
 Joshua Williams, Chattanooga
 SeQuan Stanley, Wofford

Specialists

Sam Martin, Appalachian State
 Adam Shreiner, Elon
 Cameron Yaw, Samford

2010

Offense

Terrance Martin, The Citadel
 Kierre Brown, Elon
 Dakota Dozier, Furman
 Robert Brown, Georgia Southern
 Dorian Byrd, Georgia Southern
 Kelsey Pope, Samford
 Quin Roberson, Samford
 Fabian Truss, Samford
 Marlon Anthony, Chattanooga
 Keon Williams, Chattanooga
 Deja Alexander, Western Carolina

Defense

Patrick Blalock, Appalachian State
 Derek Douglas, The Citadel
 Brandon Brant, Elon
 Shawn Boone, Furman
 Josh Gebhardt, Georgia Southern
 D.J. Key, Chattanooga
 Gunner Miller, Chattanooga
Kadeem Wise, Chattanooga

Randy Pressley, Western Carolina
 Mike McCrimon, Wofford
 James Zotto, Wofford

Specialists

Ray Early, Furman
 Kasey Redfern, Wofford
 Sidney Rhodes, Western Carolina

2011

Offense

Alex Acey, Appalachian State
 Aaron Miller, The Citadel
 Austin Sowell, Elon
 Charles Emert, Furman
 Manrey Saint Amour, Georgia Southern
Dominique Swope, Georgia Southern
 Kelvin Clay, Samford
 Marquis Green, Chattanooga
Terrell Robinson, Chattanooga
 Faysal Shafaat, Chattanooga
 Shaun Warren, Western Carolina

Defense

Ronald Blair, Appalachian State
 Doug Middleton, Appalachian State
 Rock Muhammad, The Citadel
 Jonathan Spain, Elon
 Tyreek Phillips, Furman
 Gary Wilkins, Furman
 Deion Stanley, Georgia Southern
 Josh Freeman, Chattanooga
 Keyon Reed, Chattanooga
 Davis Tull, Chattanooga
 Ace Clark, Western Carolina
 Tarek Odem, Wofford

Specialists

Greg Peranich, Samford
 Nick Pollard, Chattanooga

2012

Offense

Shaq Counts, Appalachian State
 Malachi Jones, Appalachian State
Sean Price, Appalachian State
 Tracey Coppedge, Elon
 Reese Hannon, Furman
 Jordan Snellings, Furman
 Joe Turner, Furman
 Tony Philpot, Samford
 Jacob Huesman, Chattanooga
 Darius Ramsey, Western Carolina
 Troy Mitchell, Western Carolina

Defense

Stephen Burns, Appalachian State
 Davante Harris, Appalachian State
 Mitchell Jeter, The Citadel
 Mark Thomas, The Citadel
 Reggie Thomas, Furman
 Patrick Flowe, Georgia Southern
 James Bradberry, Samford
 Trey Wesley, Samford
 Sertonuse Harris, Western Carolina
 Jaleel Lorquet, Western Carolina

Specialists

Alex Hanks, Georgia Southern
 Gary Flowers, Wofford
 Danny LaMontagne, Furman

2013

Offense

Marcus Cox, Appalachian State
 B.J. Bennett, Elon
 Marcus Anderson, Furman
Specialists
 Andrej Suttles, Furman
 Kevin Ellison, Georgia Southern
 Karel Hamilton, Samford

Derrick Craine, Chattanooga
 Corey Levin, Chattanooga
 Michael Helms Jr., Western Carolina
 Garry Lewis, Western Carolina
 Willie Police, Western Carolina
 Anton Wahrby, Wofford

Defense

Kennan Gilchrist, Appalachian State
 Alex Gray, Appalachian State
 John Law, Appalachian State
 Tevin Floyd, The Citadel
 John Silas, Elon
 Trey Robinson, Furman
 T.J. Warren, Furman
 Jared Holloway, Samford
 Keionta Davis, Chattanooga
 Bryson Jordan, Western Carolina
 Trey Morgan, Western Carolina

Specialists

Bentlee Critcher, Appalachian State
 David Petroni, Elon
 Younghoe Koo, Georgia Southern
 Warren Handrahan, Samford

2014

Offense

Cam Jackson, The Citadel
 Isiaha Smith, The Citadel
 P.J. Blazejowski, Furman
 Alex Lakes, Mercer
 Malik Johns, Samford
 Richardre Bagley, Chattanooga
 Jacob Revis, Chattanooga
 Hunter Townson, Chattanooga
Al Cobb, VMI
 Detrez Newsome, Western Carolina
 Davis Lenoir, Wofford

Defense

Dee Delaney, The Citadel
 Austin Barrett, Mercer
 Kyle Williams, Mercer
 Shaheed Salmon, Samford
 Tavon Lawson, Chattanooga
 Lucas Webb, Chattanooga
 Trevor Wright, Chattanooga
 Greg Sanders, VMI
 Derrick Davis, Western Carolina
 Daniel Riddle, Western Carolina
 Terrance Morris, Wofford
Specialists
 Jon Croft Hollingsworth, Furman
 Chandler Curtis, Mercer
 Detrez Newsome, Western Carolina
 David Marvin, Wofford

2015

Offense

Tyler Davis, The Citadel
 Evan McField, The Citadel
 Triston Luke, Furman
 Marquise Irvin, Mercer
 Jimmie Robinson, Mercer
 Sam Walker, Mercer
 Deivin Hodges, Samford
Kelvin McKnight, Samford
 Daunte Mauck, VMI
 Nathan Dalton, Western Carolina
 Zach Weeks, Western Carolina

Defense

Ken Allen, The Citadel
 Quinlan Washington, The Citadel
 Aaquil Annoor, Furman
 Jaylan Reid, Furman
 Isaiah Buehler, Mercer
 Ahmad Gooden, Samford

#SoConFB



Western Carolina's Tyrie Adams was the SoCon Freshman of the Year in 2016. He finished fourth the Jerry Rice Award voting.

ALL-FRESHMAN TEAMS



C.J. Fritz, Chattanooga
 Isaiah Mack, Chattanooga
 Montrell Pardue, Chattanooga
 Marvin Tillman, Western Carolina
 Miles Brown, Wofford

Specialists

Jimmie Robinson, Mercer
 Ian Berryman, Western Carolina
 Logan Howard, Western Carolina

2016

Offense

Drew McEntyre, The Citadel
 Ben Blackmon, ETSU
 Tim Coleman, Furman
 Thomas Gordon, Furman
 TaDarryl Marshall, Samford
 Nick Nixon, Samford
 Malcolm White, Chattanooga
 Javean Lara, VMI
 Daz Palmer, VMI

Tyrie Adams, Western Carolina

Walker Lanning, Western Carolina
 Aubrey Payne, Western Carolina

Defense

Khafari Buffalo, The Citadel
 Jason Maduafokwa, ETSU
 Nasir Player, ETSU
 Will Coneway, Mercer
 Eric Jackson, Mercer
 Dorian Kithcart, Mercer
 Jalen Nash, Samford
 George Gbese, Wofford
 Mikel Horton, Wofford
 DT Wilson, Wofford
 Jireh Wilson, Wofford

Specialists

Jacob Godek, The Citadel
 Colin Brewer, Chattanooga
 Connell Young, Western Carolina

2017

Offense

Jonathan Cole, The Citadel
 Jon Barrett Lewis, The Citadel
 Brandon Rainey, The Citadel
 Reed Kroeber, Furman
 Darius Morehead, Furman

Kaelan Riley, Mercer

Montrell Washington, Samford
 Mike Williams, Samford
 Cole Copeland, Chattanooga
 Kris Thornton, VMI
 Donnavan Spencer, Western Carolina

Defense

Blake Bockrath, ETSU
 Reynard Ellis, Furman
 Elijah McKoy, Furman
 Malique Fleming, Mercer
 Sidney Otiwu, Mercer
 Koi Freeman, Samford
 Brett Granger, Samford
 Jerrell Lawson, Chattanooga
 A.J. Smith, VMI
 Michael Murphy, Western Carolina
 Deon Priester, Wofford

Specialists

Grayson Atkins, Furman
 Brandon Dowdell, Chattanooga
 Victor Ulmo, Chattanooga

2018

Offense

Haden Haas, The Citadel
 Clay Harris, The Citadel
Quay Holmes, ETSU
 Jacob Saylor, ETSU
 Tremond Shorts, ETSU
 Corey Watkins, Furman
 David Durden, Mercer
 Robert Riddle, Mercer
 DeMarcus Ware, Samford



Running back Quay Holmes finished third in the voting for the Jerry Rice Award in 2018, when he was the SoCon Freshman of the Year.

Marshall Gill, VMI
 Jakob Herres, VMI

Defense

Chris Beverly, The Citadel
 Mason Kinsey, The Citadel
 Adrian Hope, Furman
 Nathan East, Samford
 Nelson Jordan, Samford
 Jordan Montgomery, Samford
 Devonnsha Maxwell, Chattanooga
 Ethan Caselberry, VMI
 Brett Howell, VMI
 Colin Loftis, VMI
 Ronald Kent Jr., Western Carolina

Specialists

Matthew Campbell, The Citadel
Quay Holmes, ETSU
 Dejuan Bell, Furman
 Mitchell Fineran, Samford

2019

Offense

Will Huzzie, ETSU
 Devin Abrams, Furman
 Wayne Anderson, Furman
 Darren Grainger, Furman
 Evan Jumper, Furman
 Yahsyn McKee, Mercer
 Jay Stanton, Samford
 A.J. Toney, Samford
Ailym Ford, Chattanooga
 Leroy Thomas, VMI
 Jacquez Allen, Wofford

Defense

Hasan Black, The Citadel
 Donovan Manuel, ETSU
 Josh Agbenou, Furman
 Travis Blackshear, Furman
 Braden Gilby, Furman
 Richie Coffey, Mercer
 TriMarcus Cheeks, Samford
 Kameron Brown, Chattanooga
 Aljareek Malry, VMI

Keyvaun Cobb, Wofford
 Michael Mason, Wofford

Specialists

Tyler Keltner, ETSU
 Caleb Dowden, Mercer
 Zach Lassiter, Mercer
 Julian Pletz, Western Carolina

2020-21

Offense

Ben Brockington, The Citadel
 Nathan Storch, The Citadel
 Fred Norman Jr., ETSU
 Noah West, ETSU
 Jacob Johannning, Furman
 Ethan Dirrim, Mercer
 Ty James, Mercer
 Carter Peevy, Mercer
 Cooper Frazier, Samford
Seth Morgan, VMI
 Irvin Mulligan, Wofford

Defense

Carson Hatchett, The Citadel
 Di'Andre Davis, ETSU
 Max Evans, ETSU
 Alijah Huzzie, ETSU
 Nick Kuzemka, Furman
 Isaac Dowling, Mercer
 Noah Martin, Samford
 John Prince, Chattanooga
 Quay Wiggles, Chattanooga
 Alex Oliver, VMI
 Dorian Davis, Western Carolina
 Jaquarius Guinn, Western Carolina

Special teams

Chance Knox, VMI
 Jerry Rice, VMI
 Paxton Robertson, Western Carolina

Freshman of the Year listed in bold italics



PLAYERS OF THE WEEK

In 1963, the Southern Conference began naming players of the week. The conference named a lineman and a back to honor each week.

- 1963**
- S14 L - Joe Kessel, UR
B - Danny Donovan, FUR
- S21 L - Joe Staub, VMI
B - Bob Schweickert, VT
- S28 L - Lynn Jones, VT
B - Nick DiLoreto, CIT
- O5 L - Vince Petno, CIT
B - Dick Drummond, GWU
- O12 L - Tommy Marvin, VT
B - Jerry Yost, WVU
- O19 L - John Gettys, FUR
B - Bob Schweickert, VT
- O26 L - Charlie Cole, VMI
B - Merv Holland, GWU
- N2 L - Steve Kush, WVU
B - Bob Schweickert, VT
- N9 L - Craig Smith, WM
B - Ronnie Smith, UR
- N16 L - Burton Mack Rodgers, VT
B - Charlie Weaver, WM
- N28 L - Bill Welsh, VMI
B - Bob Schweickert, VT
- 1964**
- S19 L - Joe Missar, CIT
B - Chuck Albertson, WM
- S26 L - John Hilton, UR
B - Steve Heckard, DAV
- O3 L - Joe Missar, CIT
B - Steve Welpott, GWU
- O10 L - Tim Crawford, FUR
B - Bob Schweickert, VT
- O17 L - Milt Clegg, WVU
B - Ronnie Smith, UR
- O24 L - Ken Whitley, VT
B - Bob Schweickert, VT
- O31 L - Doug McNeil, GWU
B - Allen McCune, WVU
- N7 L - Don Young, WVU
B - Bob Schweickert, VT
- N14 L - Mitch Foster, CIT
B - Allen McCune, WVU
- N21 L - Milt Clegg, WVU
B - Allen McCune, WVU
- N26 L - Jeff Craig, WM
B - Sonny Utz, VT
- 1965**
- S18 L - Pack Hindsley, DAV
B - Mike Holloran, GWU
- S26 L - George Pearce, WM
B - Allen McCune, WVU
- O2 L - Walker Kimbell, FUR
B - Garrett Ford, WVU
- O9 L - George Pearce, WM
B - Bill Bailey, ECU
- O16 L - John Turner, VMI
B - Dan Darragh, WM
- O23 L - George Pearce, WM
B - George Richardson, ECU
- O30 L - Tony Buccino, WM
B - Bob Buzzell, FUR
- N6 L - Ernie Wheeler, WVU
B - Hill Ellett, VMI
- N13 L - John McPaul, ECU
B - Dusty Chichester, FUR
- N20 L - George Pearce, WM
B - Dick Lethridge, WVU
- N25 L - Pack Hindsley, DAV
B - Hill Ellett, VMI
- 1966**
- S17 L - Don Taylor, VMI
B - Jimmy Poole, DAV
- S24 L - Robbie Hahn, FUR
B - Garrett Ford, WVU
- O1 L - Kevin Moran, ECU
B - Steve Molnar, GWU
- O8 L - Kenneth Doyen, GWU
B - Dan Darragh, WM
- O15 L - Adin Brown, WM
B - Marty Fuller, WM
- O22 L - Paul Janssen, GWU
B - Larry Zurich, UR
- O29 L - Joe Neilson, WM
B - Jim Secret, WVU
- N5 L - John Mallory, WVU
B - Jimmy Poole, DAV
- N12 L - Chuck Albertson, WM
B - Jay Goolsby, CIT
- N19 L - Terry O'Toole, WM
B - Dan Darragh, WM

In 1967, the Southern Conference changed the player-of-the-week format to honor an offensive and defensive player each week.

- 1967**
- S9 O - Ken Juskowich, WVU
D - Chip Young, WM
- S16 O - Charlie Bishop, VMI
D - Dick Collins, FUR
- S23 O - Kerry Keith, DAV
D - George Wheeler, ECU
- S30 O - Jim Friedl, CIT
D - Wayne Collins, UR
- O7 O - Dan Darragh, WM
D - Joe Isaac, CIT
- O14 O - Ted Zychowski, WM
D - Pat Turchetta, UR
- O21 O - Dan Darragh, WM
D - Danny Williamson, WVU
- O28 O - Jay Goolsby, CIT
D - Harvey Bauguess, FUR
- N4 O - Clyde Hewell, FUR
D - George Wheeler, ECU
- N11 O - Robbie Hahn, FUR
D - Kerr Kump, VMI
- N18 O - Joe Kellum, UR
D - Harvey Bauguess, FUR
- 1968**
- S14 O - Jimmy Adkins, ECU
D - Winston Whitehead, UR
- S21 O - Jimmy Jordan, FUR
D - Burt Waite, WM
- S28 O - Jim McMillan, CIT
D - Pat Turchetta, UR
- O5 O - Gordon Slade, DAV
D - Paul Fraim, VMI
- O12 O - Gordon Slade, DAV
D - Dick Irvin, UR
- O19 O - Buster O'Brien, UR
D - Jim Rathbun, CIT
- O26 O - Mike Kelly, DAV
D - Dave Holland, WM
- N2 O - Terry Morton, WM
D - John Kenerleder, FUR
- N9 O - Buster O'Brien, UR
D - John Griffin, VMI
- N16 O - Tony Passander, CIT
D - Buster O'Brien, UR
- N30 O - Walker Gillette, UR
D - Jim Flowe, ECU
- 1969**
- S20 O - Walker Gillette, UR
D - Chuck Cross, FUR
- S27 O - Ed Terry, DAV
D - Dave Holland, WM
- O4 O - Tony Passander, CIT
D - Dick Irvin, UR
- O11 O - Gordon Slade, DAV
D - Ken Thorough, DAV
- O18 O - Charlie Richards, UR
D - Steve Butler, DAV
- O25 O - Tony Passander, CIT
D - Jim Lee, CIT
- N1 O - Walker Gillette, UR
D - Pat Turchetta, UR
- N8 O - Gordon Slade, DAV
D - Ken Thorough, DAV
- N15 O - George Hannan, DAV
D - Dick Irvin, UR
- N22 O - Butch Colson, ECU
D - Mel Medved, UR
- 1970**
- S12 O - Charlie Richards, UR
D - Jerry Acuff, VMI
- S19 O - Bob Herb, WM
D - George Whitley, ECU
- S26 O - Bob Duncan, CIT
D - Ken Thorough, DAV
- O3 O - Phil Mosser, WM
D - Rich Peeler, ECU
- O10 O - Pat Carroll, FUR
D - Jeff Varnadoe, CIT
- O17 O - Steve Crislip, FUR
D - Wally Ake, WM
- O24 O - Charlie Richards, UR
D - Jimmy King, CIT
- O31 O - Mike Mikolayunas, DAV
D - John Barelli, UR
- N7 O - Phil Mosser, WM
D - Mike Mills, ECU
- N14 O - Bob Herb, WM
D - Chuck Cross, FUR
- N21 O - Steve Regan, WM
D - Jeff Varnadoe, CIT

- 1971**
- S11 O - Phil Mosser, WM
D - Woody Montgomery, DAV
- S18 O - Mac Bowman, VMI
D - Paul Scolaro, WM
- S25 O - Brian Baima, CIT
D - Pat Kelly, UR
- O2 O - Dennis Cambal, WM
D - Robin Hogue, ECU
- O9 O - Phil Mosser, WM
D - Monty Kiernan, ECU
- O16 O - Ken Nichols, UR
D - Mike Fabian, FUR
- O23 O - Billy Wallace, ECU
D - Jeff Varnadoe, CIT
- O30 O - John Gargano, WM
D - David Knight, WM
- N6 O - John Casazza, ECU
D - Monty Kiernan, ECU
- N13 O - Billy Meyers, UR
D - Keith Dooley, UR
- N20 O - Ken Nichols, UR
D - John Nugent, UR
- 1972**
- S9 O - Doug Gerhart, WM
D - Woody Montgomery, DAV
- S16 O - Greg Troupe, ECU
D - Allan Melton, CIT
- S23 O - Carl Summerell, ECU
D - Rusty Markland, ECU
- S30 O - Bill Deery, WM
D - Bob Loprete, UR
- O7 O - Carlester Crumpler, ECU
D - Eddie Womack, DAV
- O14 O - Dave Ingold, DAV
D - Norman Seabrooks, CIT
- O21 O - Billy Meyers, UR
D - Ron Reynolds, APP
- O28 O - David Knight, WM
D - Danny Kepley, ECU
- N4 O - Mac Bowman, VMI
D - Mark Shelton, UR
- N11 O - Carlester Crumpler, ECU
D - Terry Stoughton, ECU
- N18 O - Billy Meyers, UR
D - Phil Upton, VMI
- 1973**
- S8 O - Tom Waechter, WM
D - Rusty Holt, CIT
- S15 O - Harry Lynch, CIT
D - Kenny Moore, ECU
- S22 O - Dick Pawlewicz, WM
D - Vic Moye, UR
- S29 O - Bob Allen, UR
D - Gary Godette, ECU
- O6 O - Bill Deery, WM
D - Gene Williams, VMI
- O13 O - Harry Knight, UR
D - Jim Roberts, CIT
- O20 O - David Harper, DAV
D - Pat Kelly, UR
- O27 O - David Harper, DAV
D - David Webb, APP
- N3 O - Carlester Crumpler, ECU
D - Gary Niklason, ECU
- N10 O - Carl Summerell, ECU
D - Danny Kepley, ECU
- N17 O - Carlester Crumpler, ECU
D - Ed Amrhein, UR
- 1974**
- S14 O - Harry Knight, UR
D - Brian Ruff, CIT
- S21 O - Bill Deery, WM
D - Danny Kepley, ECU
- S28 O - Ronnie Moore, VMI
D - Curtis Boyd, FUR
- O5 O - Andrew Johnson, CIT
D - John Willison, VMI
- O12 O - Charles Elvington, FUR
D - Phil Upton, VMI
- O19 O - Jerry Harmon, APP
D - Fred Snipes, APP
- O26 O - Ken Strayhorn, ECU
D - Brian Ruff, CIT
- N2 O - Joe Parker, APP
D - Mike Copley, UR
- N9 O - Harry Knight, UR
D - Mike Copley, UR
- N16 O - Andrew Johnson, CIT
D - Julius Thomas, APP
- N23 O - Bill Deery, WM
D - Phil Upton, VMI

- 1975**
- S13 O - Emmitt Hamilton, APP
D - Glen Jones, VMI
- S20 O - Calvin Simon, APP
D - Julius Thomas, APP
- S27 O - Ronnie Moore, VMI
D - Brian Ruff, CIT
- O4 O - Dave Taylor, UR
D - Gilbert Rossie, APP
- O11 O - Larry Robinson, FUR
D - Brian Ruff, CIT
- O18 O - Emmitt Hamilton, APP
D - Mike Andrus, UR
- O25 O - Mike Weaver, ECU
D - Jim Bolding, ECU
- N1 O - John Palazeti, UR
D - Harold Fort, ECU
- N8 O - Robbie Price, APP
D - Dickie Carey, UR
- N15 O - Joe Summral, CIT
D - Brian Ruff, CIT
- N22 O - Tom Rozantz, WM
D - Jim Ryan, WM
- 1976**
- S11 O - Jim Krus, WM
D - Brian Ruff, CIT
- S18 O - Keith Fimian, WM
D - Joe Agee, WM
- S25 O - Raymond Jones, ECU
D - Ralph Ferguson, CIT
- O2 O - Tom Rozantz, WM
D - Gerald Hall, ECU
- O9 O - Pete Conaty, ECU
D - Greg James, CIT
- O16 O - Jim Krus, WM
D - Brian Ruff, CIT
- O23 O - Tom Rozantz, WM
D - Brian Ruff, CIT
- O30 O - Scott McConnell, APP
D - Greg Arnett, VMI
- N6 O - Tom Rozantz, WM
D - Reggie Pinkney, ECU
- N13 O - Larry Robinson, FUR
D - Scott Hays, WM
- N20 O - Mike Weaver, ECU
D - Harold Randolph, ECU
- 1977**
- S10 O - Craig Jones, VMI
D - Kenny Mitchell, UTC
- S17 O - C.W. Geiger, MAR
D - Ronnie Powe, UTC
- S24 O - Mike Pusey, WCU
D - Joey Brison, MAR
- O1 O - Emmitt Hamilton, APP
D - Pat Murphy, APP
- O8 O - Andre Gibson, VMI
D - no nominations
- O15 O - David Henderson, FUR
D - Gary McNeal, VMI
- O22 O - Wayne Tolleson, WCU
D - Bobby Church, FUR
- O29 O - Tony Meredino, UTC
D - Ricky Smith, WCU
- N5 O - Robby Clark, VMI
D - Kenny Caldwell, CIT
- N12 O - Darrell Lipford, WCU
D - Tony Starks, CIT
- N19 O - Mike Pusey, WCU
D - Felix Hooks, CIT
- 1978**
- S9 O - Mike Pusey, WCU
D - George Elliott, MAR
- S16 O - Steve Brown, APP
D - Kurt Woerner, UTC
- S23 O - Mark Slawson, CIT
D - Pat Murphy, APP
- S30 O - Steve Brown, APP
D - Ty Smith, WCU
- O7 O - Tony Merendino, UTC
D - Kenny Caldwell, CIT
- O14 O - Jeff Norman, WCU
D - Mike Alston, VMI
- O21 O - Eddie Estes, APP
D - John Creager, UTC
- O28 O - David Henderson, FUR
D - Thomas Gunn, WCU
- N4 O - Gerald Harp, WCU
D - Ty Smith, WCU
- N11 O - Mark Stowers, FUR
D - Scott Wages, CIT
- N18 O - Scott McConnell, APP
D - Jerry Scott, FUR
- 1979**
- S8 O - Gwain Durden, UTC

#SoConFB

PLAYERS OF THE WEEK



- S 15 D – John Strong, WCU
- O – Mike Pusey, WCU
- D – Willis Yates, UTC
- S 22 O – Gwain Durden, UTC
- D – Scott Wages, CIT
- S 29 O – Tim Russell, CIT
- D – Ricky Smith, WCU
- O 6 O – Floyd Allen, VMI
- D – John Creager, UTC
- O 13 O – Mark Hutsell, ETSU
- D – Ron Phillips, ETSU
- O 20 O – Stump Mitchell, CIT
- D – Jeff Snipes, FUR
- O 27 O – Floyd Allen, VMI
- D – Charles Steins, ETSU
- N 3 O – Tim Sorrells, FUR
- D – Al McCloud, UTC
- N 10 O – Mike Smith, UTC
- D – Bruce Gheesling, FUR
- N 17 O – Tim Russell, CIT
- D – Eddie Estes, WCU

1980

- S 6 O – Rick Beasley, APP
- D – Bruce Kitchen, VMI
- S 13 O – Mike Glenn, FUR
- D – Melvin Rucker, VMI
- S 20 O – Gwain Durden, UTC
- D – Richard Ward, UTC
- S 27 O – Steve Brown, APP
- D – Sedrick Brown, CIT
- O 4 O – Stump Mitchell, CIT
- D – Willis Yates, UTC
- O 11 O – Stump Mitchell, CIT
- D – Steve O’Neill, FUR
- O 8 O – Joe Burke, UTC
- D – Cris Timmons, VMI
- O 25 O – Steve Bishop, FUR
- D – Kevin Morgan, FUR
- N 1 O – Tim Sorrells, FUR
- D – Bruce Gheesling, FUR
- N 8 O – Stump Mitchell, CIT
- D – Jesse Bandy, MAR
- N 15 O – Ron Mixon, WCU
- D – Melvin Rucker, VMI
- N 22 O – Tony Jackson, UTC
- D – Jeff Snipes, FUR

1981

- S 12 O – Floyd Allen, VMI
- D – Jim Devine, MAR
- S 19 O – Stan Goodson, APP
- D – Les Dunningville, VMI
- S 26 O – Danny Miller, CIT
- D – Bruce Gheesling, FUR
- O 3 O – Steve Woods, UTC
- D – Mike Smith, ETSU
- O 10 O – Stanford Jennings, FUR
- D – Bruce Gheesling, FUR
- O 17 O – Scott Nault, ETSU
- D – Willis Yates, UTC
- O 24 O – Floyd Allen, VMI
- D – Johnny Williams, WCU
- O 31 O – Ron Mixon, WCU
- D – Steve Kurtz, UTC
- N 7 O – Larry Fourqurean, MAR
- D – Bruce Gheesling, FUR
- N 14 O – Anthony James, WCU
- D – Melvin Rucker, VMI
- N 21 O – Byron Walker, CIT
- D – Melvin Rucker, VMI

1982

- S 4 O – Larry Fourqurean, MAR
- D – Glenn Bates, MAR
- S 11 O – Tom Radle, VMI
- D – Nathan Williams, WCU
- S 18 O – Dean Biasucci, WCU
- D – Gib McEachran, FUR
- S 25 O – Jack Teichmann, UTC
- D – Kenny Washington, UTC
- O 2 O – Stan Goodson, APP
- D – John Zemina, FUR
- O 9 O – Gerald Toney, CIT
- D – Ernest Gibson, FUR
- O 16 O – Anthony James, WCU
- D – Billy Hall, FUR
- O 23 O – Anthony James, WCU
- D – Shannon DePew, ETSU
- O 30 O – Stan Goodson, APP
- D – Richard Dukes, WCU
- N 6 O – Artis Edwards, UTC
- D – Glenn Bates, MAR
- N 13 O – Stanford Jennings, FUR
- D – Barry Smith, VMI
- N 20 O – Jerry Butler, ETSU
- D – Shannon DePew, ETSU

1983

- S 3 O – Bill Van Aman, APP
- D – Joel Carter, APP
- S 10 O – Robert Hill, CIT
- D – Gary Zingler, ETSU
- S 17 O – Stanford Jennings, FUR
- D – David McCrary, UTC
- S 24 O – Robert Hill, CIT
- D – Troy Phillips, FUR
- O 1 O – Randy Joyce, APP
- D – Richard Dukes, WCU
- O 8 O – Larry Fourqurean, MAR
- D – Glenn Richardson, UTC
- O 15 O – Ralph Potter, UTC
- D – Mark Bridgeman, FUR
- O 22 O – Tom Charpia, FUR
- D – George Milton, CIT
- O 29 O – Jack Borders, FUR
- D – Ricky Pate, WCU
- N 5 O – David Charpia, FUR
- D – Miles Nicholson, WCU
- N 12 O – Herman Jacobs, ETSU
- D – Mark Bridgeman, FUR
- N 19 O – Leonard Williams, WCU
- D – Buck Coatney, FUR

1984

- S 1 O – Robbie Gardner, FUR
- D – Rock Hurst, FUR
- S 8 O – Jerry Butler, ETSU
- D – Louis Cooper, WCU
- S 15 O – Carl Fodor, MAR
- D – Rock Hurst, FUR
- S 22 O – Carl Fodor, MAR
- D – Tiger Greene, WCU
- S 29 O – Artis Edwards, UTC
- D – Glenn Richardson, UTC
- O 6 O – Jeff Gilbert, WCU
- D – David Ferrell, ETSU
- O 13 O – Robert Surratt, MAR
- D – Jerome Norris, FUR
- O 20 O – Robert Hill, CIT
- D – Dino Hackett, APP
- O 27 O – Jeff Gilbert, WCU
- D – Tiger Greene, WCU
- N 3 O – Robbie White, ETSU
- D – Gary Zingler, ETSU
- N 10 O – Mitch Fontenot, UTC
- D – David McCrary, UTC
- N 17 O – John Settle, APP
- D – Phillip Aldridge, UTC

1985

- S 7 O – John Settle, APP
- D – Glenn Richardson, UTC
- S 14 O – Tim Sanders, APP
- D – Todd Brown, MAR
- S 21 O – John Settle, APP
- D – Dino Hackett, APP
- S 28 O – Bobby Lamb, FUR
- D – Dino Hackett, APP
- O 5 O – Alan Evans, UTC
- D – John Ceglie, MAR
- O 12 O – Bobby Lamb, FUR
- D – Mike Mayo, VMI
- O 19 O – Brian Jager, FUR
- D – Phillip Aldridge, UTC
- O 26 O – Al Comer, VMI
- D – Dino Hackett, APP
- N 2 O – Tim Couch, UTC
- D – Joel Thompson, CIT
- N 9 O – John Settle, APP
- D – Dino Hackett, APP
- N 16 O – Tim Couch, UTC
- D – Chris Melick, APP
- N 23 O – Bobby Lamb, FUR
- D – Dino Hackett, APP

1986

- S 6 O – John Settle, APP
- D – Jeff Blankenship, FUR
- S 13 O – Willie Perkins, WCU
- D – Darryl Gardner, FUR
- S 20 O – Herman Jacobs, ETSU
- D – Tim Stepp, FUR
- S 27 O – Keith Moore, FUR
- D – Darryl Gardner, FUR
- O 4 O – John Settle, APP
- D – Rick Harris, ETSU
- O 11 O – David Brown, VMI
- D – Kenny Blacknell, APP
- O 18 O – Tony Petersen, MAR
- D – Everett Spellman, WCU
- O 25 O – John Settle, APP
- D – Kenny Peebles, WCU
- N 1 O – Mike Barber, MAR
- D – Stan Hall, MAR
- N 8 O – John Settle, APP

- N 15 D – Junior Jackson, UTC
- O – Kirk Roach, WCU
- D – Albert English, ETSU
- N 22 O – Mark Stock, VMI
- D – Darryl Gardner, FUR

1987

- S 5 O – Jeff Morgan, ETSU
- D – David Freeland, APP
- S 12 O – Chris Speaks, FUR
- D – Jerome Merrill, CIT
- S 19 O – Tony Petersen, MAR
- D – J.D. Cauthen, CIT
- S 26 O – Stan Nix, UTC
- D – Scott Arant, WCU
- O 3 O – John Bagwell, FUR
- D – Julius Dixon, FUR
- O 10 O – Tony Petersen, MAR
- D – Kelly Smith, FUR
- O 17 O – Mark Smith, WCU
- D – Reggie Solomon, UTC
- O 24 O – Tim Sanders, APP
- D – Leonard Lee, APP
- O 31 O – Tommy Burriss, CIT
- D – Mark Snyder, MAR
- N 7 O – Jeff Morgan, ETSU
- D – Anthony Downs, APP
- N 14 O – Tony Petersen, MAR
- D – Ken Green, MAR
- N 21 O – Steve Colwell, UTC
- D – Everett Spellman, WCU

In 1988, the Southern Conference began honoring a freshman of the week in addition to the offensive and defensive players of the week.

1988

- S 3 O – Bobby Fuller, APP
- D – Rick Harris, ETSU
- F – Dewey Klein, MAR
- S 10 O – Gene Brown, CIT
- D – Willie Greenway, UTC
- F – Mark Williams, ETSU
- S 17 O – Darryl Jackson, WCU
- D – Geno Segars, WCU
- F – Dewey Klein, MAR
- S 24 O – Gene Brown, CIT
- D – Troy Boeck, UTC
- F – Michael Bryant, MAR
- O 1 O – Gene Brown, CIT
- D – Mike Lowman, UTC
- F – Jackie Washington, UTC
- O 8 O – John Gregory, MAR
- D – Mike Frier, APP
- F – Scott Council, VMI
- O 15 O – Mike Barber, MAR
- D – Pete Long, CIT
- F – Michael Bryant, MAR
- O 22 O – Sean Doctor, MAR
- D – Nick McKnight, MAR
- F – Rocky Clay, APP
- O 29 O – Frankie DeBusk, FUR
- D – Jeff Barnes, VMI
- F – Dewey Klein, MAR
- N 5 O – Adrian Johnson, CIT
- D – Jeff Blankenship, FUR
- F – Lance Redding, APP
- N 12 O – Gene Brown, CIT
- D – Jeff Blankenship, FUR
- F – Vince Carelli, UTC
- N 19 O – Bobby Fuller, APP
- D – Wayne Purcell, VMI
- F – Scott Council, VMI

1989

- S 2 O – John Gregory, MAR
- D – Larry Huffman, MAR
- F – D.J. Campbell, APP
- S 9 O – Ritchie Melchor, APP
- D – Keith Collins, APP
- F – Harold Alexander, APP
- S 16 O – George Searcy, ETSU
- D – Terrell Wagner, WCU
- F – Tony Scales, VMI
- S 23 O – James Roberts, UTC
- D – Junior Jackson, UTC
- F – James Roberts, UTC
- S 30 O – George Searcy, ETSU
- D – Junior Jackson, UTC
- F – Anthony Smith, APP
- O 7 O – Frankie DeBusk, FUR
- D – Gary Dandridge, APP
- F – Al Ellis, APP
- O 14 O – George Searcy, ETSU
- D – Chris Roper, FUR
- F – James Roberts, UTC
- O 21 O – John Gregory, MAR
- D – Junior Jackson, UTC

- O 28 F – James Roberts, UTC
- O – Ritchie Melchor, APP
- D – Kelly Fletcher, FUR
- F – D.J. Campbell, APP
- N 4 O – D.J. Campbell, APP
- D – Kevin Kendrick, FUR
- F – D.J. Campbell, APP
- N 11 O – John Gregory, MAR
- D – Raymond Flowers, VMI
- F – Raymond Flowers, VMI
- N 18 O – Frankie DeBusk, FUR
- D – Dwayne Pelham, APP
- F – Dewayne Arkadie, VMI

1990

- S 1 O – Michael Payton, MAR
- D – Donahue Stephenson, MAR
- F – Butch Jennings, VMI
- S 8 O – Jack Douglas, CIT
- D – J.J. Davis, CIT
- F – Kevin Thigpen, WCU
- S 15 O – Tony Scales, VMI
- D – Shingo Weems, UTC
- F – Derrick Hollins, ETSU
- S 22 O – Kevin Thigpen, WCU
- D – J.J. Davis, CIT
- F – Kevin Thigpen, WCU
- S 29 O – Ricardo Clark, MAR
- D – Rico Mack, APP
- F – Donahue Stephenson, MAR
- O 6 O – Carl Tremble, FUR
- D – Bruce Draine, UTC
- F – Bobby Acree, UTC
- O 13 O – Tony Scales, VMI
- D – Shingo Weems, UTC
- F – Derrick Hollins, ETSU
- O 20 O – Jack Douglas, CIT
- D – Lester Smith, CIT
- F – Maurice Kelly, ETSU
- O 27 O – Jack Douglas, CIT
- D – Kevin Kendrick, FUR
- F – Derrick Hollins, ETSU
- N 3 O – Derrick Hollins, ETSU
- D – Joe Chirico, MAR
- F – Derrick Hollins, ETSU
- N 10 O – Glen Connally, FUR
- D – Allen Edwards, FUR
- F – Shingo Weems, UTC
- N 17 O – Carl Tremble, FUR
- D – Rico Mack, APP
- F – Johnny Smith, APP

1991

- 8/31 O – James Roberts, UTC
- D – Harold Alexander, APP
- F – Kerry Hayes, WCU
- S 7 O – Tony Scales, VMI
- D – Charles McGregor, MAR
- F – Tim Williams, ETSU
- S 14 O – Tony Scales, VMI
- D – Steve Wilks, APP
- F – Chip Hooks, APP
- S 21 O – Shoun Habersham, UTC
- D – Jackie Washington, UTC
- F – Kerry Hayes, WCU
- S 28 O – Chip Hooks, APP
- D – Dewayne Arkadie, VMI
- F – Chip Hooks, APP
- O 5 O – Hugh Swilling, FUR
- D – Rico Mack, APP
- F – Nate Abraham, APP
- O 12 O – Michael Payton, MAR
- D – Lester Smith, CIT
- F – Chip Hooks, APP
- O 19 O – Kevin Thigpen, WCU
- D – Avery Hall, APP
- F – Kerry Hayes, WCU
- O 26 O – Kenyon Earl, UTC
- D – David Masterson, UTC
- F – Todd Donnan, MAR
- N 2 O – Jack Douglas, CIT
- D – David Brodsky, CIT
- F – Roger Johnson, MAR
- N 9 O – Michael Payton, MAR
- D – Albert Luke, UTC
- F – Roger Johnson, MAR
- N 16 O – Michael Payton, MAR
- D – Ryan Livezey, FUR
- F – Chip Hooks, APP
- N 23 O – Troy Brown, MAR
- D – David Russinko, CIT
- F – Roger Johnson, MAR
- S 5 O – Jerry Ellison, UTC
- D – Judson Boehmer, CIT
- F – Pat Crust, ETSU
- S 12 O – Troy Brown, MAR

- D - Lester Smith, CIT
- F - Chris Parker, MAR
- S 19** O - Everette Sands, CIT
- D - Shannon King, MAR
- F - Terry Tucker, VMI
- S 26** O - Everette Sands, CIT
- D - Avery Hall, APP
- F - Marlon Anderson, VMI
- O 3** O - Everette Sands, CIT
- D - Milan Sterling, FUR
- F - Gabe Berry, ETSU
- O 10** O - Michael Payton, MAR
- D - William King, MAR
- F - Willie McLain, APP
- O 17** O - Lonnie Galloway, WCU
- D - William King, MAR
- F - Wes Greenwell, WCU
- O 24** O - Craig Aiken, WCU
- D - Ahren Self, CIT
- F - Jim Richter, FUR
- O 31** O - Lonnie Galloway, WCU
- D - Julius Grant, WCU
- F - Ricky Carter, MAR
- N 7** O - Michael Payton, MAR
- D - Sean Swoope, APP
- F - Ricky Carter, MAR
- N 14** O - Carl Tremble, FUR
- D - Tom Bodine, WCU
- F - Byron Turner, MAR
- N 21** O - Carl Tremble, FUR
- D - Avery Hall, APP
- F - Marlon Anderson, VMI
- 1993**
- S 4** O - Jim Richter, FUR
- D - Andre Worrell, FUR
- F - Larry Bell, ETSU
- S 11** O - Chris Parker, MAR
- D - Alex Mash, GSU
- F - Nakia Thomas, ETSU
- S 18** O - Kenyon Earl, UTC
- D - William King, MAR
- F - Dexter Coakley, APP
- S 25** O - C.J. Haynes, CIT
- D - Dexter Coakley, APP
- F - Gerard Hardy, APP
- O 2** O - Kenyon Earl, UTC
- D - Roger Johnson, MAR
- F - Jimmy Butler, WCU
- O 9** O - Lonnie Galloway, WCU
- D - Shannon King, MAR
- F - Greg Ryan, ETSU
- O 16** O - Chris Parker, MAR
- D - Tom Bodine, WCU
- F - Shawn Lyons, CIT
- O 23** O - Charles Bostick, GSU
- D - Shannon King, MAR
- F - Tim Martin, MAR
- O 30** O - Scott Satterfield, APP
- D - Roger Johnson, MAR
- F - Damon Scott, APP
- N 6** O - Chris Parker, MAR
- D - William King, MAR
- F - Thomas Haskins, VMI
- N 13** O - Thomas Haskins, VMI
- D - Milan Sterling, FUR
- F - Braniff Bonaventure, FUR
- N 20** O - Jerry Ellison, UTC
- D - Julius Grant, WCU
- F - Greg Ryan, ETSU
- 1994**
- S 5** O - Thomas Haskins, VMI
- D - Vince Parker, MAR
- F - B.J. Cohen, MAR
- S 12** O - Chris Parker, MAR
- D - Andre Hentz, FUR
- F - Brian Edwards, ETSU
- S 19** O - Jeff Johnson, ETSU
- D - James Russell, ETSU
- F - B.J. Cohen, MAR
- S 26** O - Don Blue, APP
- D - Dexter Coakley, APP
- F - Kenny Robinson, GSU
- O 3** O - John Burton, CIT
- D - William Peebles, APP
- F - Leander Dumas, WCU
- O - Greg Ryan, ETSU
- D - Herb Streater, WCU
- F - Larry McCloud, MAR
- O 17** O - Terrance Rivers, CIT
- D - Marco Bradham, GSU
- F - Stan Sullivan, UTC
- O 24** O - Kerry Hayes, WCU
- D - Johnny Smith, APP
- F - Robb Harris, WCU
- O 31** O - Todd Donnan, MAR
- D - Mark Tate, FUR

- N 7** F - Mark Moore, FUR
- O - Aldwin Lance, APP
- D - Micah Young, CIT
- F - Quasey Vinson, UTC
- N 14** O - Todd Donnan, MAR
- D - Chip Miller, APP
- F - Brian Edwards, ETSU
- N 21** O - Thomas Haskins, VMI
- D - Craig Wasik, ETSU
- F - Brian Edwards, ETSU
- 1995**
- S 4** O - Scott Satterfield, APP
- D - Scott Belcher, CIT
- F - Stanley Myers, CIT
- S 11** O - Thomas Haskins, VMI
- D - Brad Keeney, CIT
- F - Stanley Myers, CIT
- S 18** O - Damon Scott, APP
- D - Kelly Cook, VMI
- F - Chad Pennington, MAR
- S 25** O - Braniff Bonaventure, FUR
- D - Robert Tucker, WCU
- F - Marques Stubbs, FUR
- O 2** O - Braniff Bonaventure, FUR
- D - Jason Hatcher, WCU
- F - Orlando Ruff, FUR
- O 9** O - Greg Ryan, ETSU
- D - Derrick Reeves, GSU
- F - Chad Pennington, MAR
- O 16** O - Chris Parker, MAR
- D - Thomas Haskins, VMI
- F - Dexter Coakley, APP
- O 23** O - Marrio Grier, UTC
- D - Dexter Coakley, APP
- F - Tyrone Coleman, UTC
- O 30** O - Greg Ryan, ETSU
- D - James Russell, ETSU
- F - Terence Stokes, WCU
- N 6** O - Charles Bostick, GSU
- D - B.J. Cohen, MAR
- F - Brian Hampton, UTC
- N 13** O - Damon Scott, APP
- D - Dexter Coakley, APP
- F - Joey Hall, APP
- N 20** O - Chris Parker, MAR
- D - Donnie Abraham, ETSU
- F - Chad Pennington, MAR
- 1996**
- S 1** O - Kenny Robinson, GSU
- D - Dexter Coakley, APP
- F - Carlos Locklyn, UTC
- S 8** O - Erik Thomas, MAR
- D - Eric Johnson, WCU
- F - Darius Hooks, WCU
- S 15** O - Ernest Crosby, FUR
- D - James Russell, ETSU
- F - Randy Moss, MAR
- S 22** O - Gerard Hardy, APP
- D - Shon Galloway, ETSU
- F - Brandon Walker, ETSU
- S 29** O - Josh Cole, FUR
- D - Larry McCloud, MAR
- F - Stuart Rentz, FUR
- O 6** O - Eric Kresser, MAR
- D - Dexter Coakley, APP
- F - Marq Cerqua, FUR
- O 13** O - Ernest Crosby, FUR
- D - Dexter Coakley, APP
- F - Greg Hill, GSU
- O 20** O - Thomas Haskins, VMI
- D - Gordon Fenderson, APP
- F - Randy Moss, MAR
- O 27** O - Roderick Russell, GSU
- D - Scott Belcher, CIT
- F - Brandon Walker, ETSU
- N 3** O - Damon Scott, APP
- D - Adam Walton, ETSU
- F - Randy Moss, MAR
- N 10** O - Eric Kresser, MAR
- D - Billy Lyon, MAR
- F - Randy Moss, MAR
- N 17** O - Thomas Haskins, VMI
- D - Mike Rogers, VMI
- F - Greg Hill, GSU
- N 24** O - Braniff Bonaventure, FUR
- D - Bryan Dailer, FUR
- F - Chuck Payne, APP
- 1997**
- S 6** O - Carlos Frank, CIT
- D - Mario Hankerson, ETSU
- F - Todd Wells, ETSU
- S 13** O - Brian Edwards, ETSU
- D - Chris Webb, CIT
- F - Mario Richardson, CIT

- S 20** O - Darius Hooks, WCU
- D - D.T. Tanner, GSU
- F - Daryl Skinner, FUR
- S 27** O - Brent Rickman, APP
- D - Chad Nighbert, GSU
- F - Todd Wells, ETSU
- O 4** O - Todd Wells, ETSU
- D - David Damon, UTC
- F - Daryl Skinner, APP
- O 11** O - Ernest Crosby, FUR
- D - Jay Thier, FUR
- F - Britt Gardner, CIT
- O 18** O - Gerard Hardy, APP
- D - Earl Hunter, APP
- F - Brent Rickman, FUR
- O 25** O - Roderick Russell, GSU
- D - Mario Hankerson, ETSU
- F - Keydrick Gordon, ETSU
- N 1** O - Corey Joyner, GSU
- D - Ken Byrd, APP
- F - Daryl Morrell, GSU
- N 8** O - Greg Hill, GSU
- D - Daryl Morrell, GSU
- F - Todd Wells, ETSU
- N 15** O - Stephon Hawkins, UTC
- D - Marcus Bradley, WCU
- F - Justin Hill, FUR
- N 22** O - B.J. Adigun, ETSU
- D - Bryan Dailer, FUR
- F - Derek Russell, FUR
- 1998**
- S 5** O - Antonio Smith, CIT
- D - Arkee Thompson, GSU
- F - Adrian Peterson, GSU
- S 12** O - Adrian Peterson, GSU
- D - Chuck Payne, APP
- F - Louis Ivory, FUR
- S 19** O - Greg Hill, GSU
- D - Eric Johnson, WCU
- F - Daniel Robertson, FUR
- S 26** O - Adrian Peterson, GSU
- D - Anthony Jenkins, WCU
- F - Arkee Thompson, GSU
- O 3** O - Daniel Jeremiah, APP
- D - Richie Jackson, FUR
- F - Will Bouton, FUR
- O 10** O - Daryl Skinner, APP
- D - Marcus Johnson, CIT
- F - Aaron Mitchell, VMI
- O 17** O - Stanley Myers, CIT
- D - Arkee Thompson, GSU
- F - Adrian Peterson, GSU
- O 24** O - Adrian Peterson, GSU
- D - DeNorrise Burton, WCU
- F - Aaron Mitchell, VMI
- O 31** O - Brad Hoover, WCU
- D - Kevin Peterson, ETSU
- F - Adrian Peterson, GSU
- N 7** O - Greg Hill, GSU
- D - Eric Davis, GSU
- F - Adrian Peterson, GSU
- N 14** O - Terrence McCall, APP
- D - Marcus Johnson, CIT
- F - Travis Wilson, WOF
- N 21** O - Brad Hoover, WCU
- D - Brett Chappell, WCU
- F - Travis Wilson, WOF
- 1999**
- S 4** O - Chris Sanders, UTC
- D - Cody Goodwin, UTC
- F - Joe Patrick, APP
- S 11** O - Karim Razzak, APP
- D - Corey Hall, APP
- F - Anthony Williams, GSU
- S 18** O - Adrian Peterson, GSU
- D - Will Bouton, FUR
- F - Jesse McCoy, WOF
- S 25** O - Adrian Peterson, GSU
- D - Ben Dae, WOF
- F - Billy Napier, FUR
- O 2** O - Adrian Peterson, GSU
- D - Tim Ramseur, APP
- F - John Keith, FUR
- F - Jesse McCoy, WOF
- Matthew Kluk, VMI
- O 9** O - Louis Ivory, FUR
- D - Walter Booth, FUR
- F - David Young, GSU
- O 16** O - Carlos Locklyn, UTC
- D - Corey Hall, APP
- F - Jesse McCoy, WOF
- O 23** O - Chris Sanders, UTC
- D - Carlos Locklyn, UTC
- Louis Ivory, FUR
- D - Dean Kelley, CIT
- F - Mike Ward, GSU

- O 31** O - Justin Hill, FUR
- D - Hondre McNeil, WOF
- F - Jesse McCoy, WOF
- N 7** O - Greg Hill, GSU
- D - Justin Seaverns, APP
- F - Josh Cain, UTC
- N 15** O - Justin Hill, FUR
- D - John Keith, FUR
- F - David Young, GSU
- N 22** O - Chris Sanders, UTC
- D - Richie Jackson, FUR
- F - Michael Banks, WCU
- 2000**
- S 2** O - Louis Ivory, FUR
- D - Will Bouton, FUR
- F - Tim Turner, ETSU
- S 9** O - David Rivers, WCU
- D - Marcus Ellerbe, UTC
- F - Lamont Seward, WCU
- S 16** O - Cos DeMatteo, UTC
- D - Denny Haywood, CIT
- F - Corey Carter, ETSU
- S 23** O - J.R. Revere, GSU
- D - Justin Fryer, WCU
- F - Brandon Poole, FUR
- S 30** O - Louis Ivory, FUR
- O - Adrian Peterson, GSU
- D - Du'Shon Martin, CIT
- F - Scooter Johnson, APP
- O - Joe Burchette, APP
- D - Freddie Pesqueira, GSU
- F - Fred Boateng, WCU
- O 14** O - David Rivers, WCU
- D - Josh Cooper, FUR
- F - Lamont Seward, WCU
- O 21** O - Todd Wells, ETSU
- D - Rahim El Amin, ETSU
- D - Justin Fryer, WCU
- F - Lamont Seward, WCU
- O 28** O - Matt Vick, UTC
- D - Brian Bodor, WOF
- F - Lamont Seward, WCU
- N 4** O - Louis Ivory, FUR
- D - Will Bouton, FUR
- F - Shaun Fogle, WOF
- N 11** O - Joe Burchette, APP
- O - Joey Gibson, VMI
- D - Will Bouton, FUR
- D - Josh Jeffries, APP
- F - Danny Marshall, FUR
- N 18** O - Louis Ivory, FUR
- O - Chris Sanders, UTC
- D - Kevin Hudson, WOF
- F - Lamont Seward, WCU
- 2001**
- S 3** O - Adrian Peterson, GSU
- D - Justin Fryer, WCU
- F - Mazzie Drummond, CIT
- S 10** O - Adrian Peterson, GSU
- D - Josh Jeffries, APP
- F - Victor Cabral, GSU
- S 24** O - Fred Boateng, WCU
- D - Robert Mathis, WOF
- F - Johnathan Woodman, GSU
- O 1** O - Louis Ivory, FUR
- D - Kevin Howard, CIT
- F - Titus Green, VMI
- O 8** O - J.R. Revere, GSU
- D - Will Bouton, FUR
- F - Isaac West, FUR
- O 15** O - Michael Banks, WCU
- D - Derik Screen, VMI
- F - Kwento Ikuezunma, UTC
- O 22** O - Joe Burchette, APP
- D - Travis Stephens, CIT
- F - Jermaine Little, APP
- O 29** O - Jimmy Watkins, APP
- D - Chase Corn, WOF
- F - Gerald Sensabaugh, ETSU
- N 5** O - Adrian Peterson, GSU
- D - Josh Cain, UTC
- F - Kevin Corley, CIT
- N 12** O - Maurice Murphy, CIT
- D - Tyler Unzicker, UTC
- F - Jonathan Lyles, APP
- N 19** O - Billy Napier, FUR
- D - Josh Cooper, FUR
- F - Tyler Norman, WCU
- N 26** O - Charles McNeil, UTC
- D - Josh Cain, UTC
- F - Cedrick Ritter, FUR
- 2002**
- S 2** O - Jeff Zolman, WOF
- D - Rod Dunlap, WCU
- F - Donnie Johnston, VMI

PLAYERS OF THE WEEK



- S9** O – Joey Gibson, VMI
D – David Young, GSU
- S16** F – Jermaine Austin, GSU
O – Billy Napier, FUR
D – Cliff Washburn, CIT
F – Brad West, APP
- S23** O – Jesse McCoy, WOF
D – Montreal Harkley, ETSU
- S30** F – Jim Thurman, WOF
O – Joe Burchette, APP
D – Josh Jeffries, APP
- O7** F – Jermaine Austin, GSU
O – Jesse McCoy, WOF
D – Josh Cain, UTC
- O14** F – Jim Thurman, WOF
O – Chaz Williams, GSU
D – Josh Jeffries, APP
F – Gary Price, VMI
- O21** O – Chaz Williams, GSU
D – Lamar Beam, ETSU
F – Sean Mizzer, VMI
- O28** O – Manny DeShauteurs, WCU
D – Roland Harris, WOF
- N4** F – Gabriel Jackson, WOF
O – Jesse McCoy, WOF
D – Scott Cornatzer, APP
F – Sean Mizzer, VMI
- N11** O – Chaz Williams, GSU
D – Anthony Jones, WOF
F – Richie Williams, APP
- N18** O – Billy Napier, FUR
D – Chris Walsh, VMI
F – Jermaine Austin, GSU
- N25** O – Jeff Klein, CIT
D – Rodney Johnson, FUR
F – William Freeman, FUR

2003

- S1** O – Ern Mills, CIT
D – Cam Newton, FUR
F – Chad Nkang, Elon
- S8** O – Jermaine Austin, GSU
D – Teddie Whitaker, WOF
F – Carl Meadows, ETSU
- S15** O – Gaven Varner, ETSU
D – Allen Davis, ETSU
Mike Warren, Elon
- S22** F – Carl Meadows, ETSU
O – Brian Gaither, WCU
D – William Freeman, FUR
F – Kevious Johnson, WOF
- S29** O – Lamont Seward, WCU
D – James Burchett, GSU
F – Mike Cullen, ETSU
- O6** O – J.R. McNair, WOF
Alonzo Nix, UTC
D – Timmy Thrift, WOF
F – Alan Atwater, APP
- O13** O – Trey Hunter, GSU
D – K.T. Stovall, APP
F – Nicholas Wishart, WCU
- O20** O – Nehemiah Broughton, CIT
D – Tony Tiller, ETSU
F – Corey Lynch, APP
- O27** O – Vinnie Miroth, UTC
D – Teddie Whitaker, WOF
F – Josh Stepp, FUR
- N3** O – Jermaine Austin, GSU
D – Matt Nelson, WOF
F – Alan Atwater, APP
- N10** O – Sean Holland, GSU
D – Sam Smalls, APP
F – Kevious Johnson, WOF
- N17** O – Gaven Varner, ETSU
Ern Mills, CIT
D – K.T. Stovall, APP
F – Carl Meadows, ETSU
- N24** O – Gaven Varner, ETSU
Bo Moore, FUR
D – Nick McNeil, WCU
F – Carl Meadows, ETSU

2004

- S6** O – Ingle Martin, FUR
D – Travis Hill, WCU
F – Scott Beckler, FUR
- S13** O – Richie Williams, APP
D – Cam Newton, FUR
F – Antonio Miller, UTC
- S20** O – Richie Williams, APP
D – William Freeman, FUR
F – Kye Hamilton, Elon
- S27** O – Jermaine Austin, GSU
D – William Freeman, FUR
F – Brian Kemp, WOF
- O4** O – Chaz Williams, GSU
D – Jeremy Wiggins, APP
F – Trey Elder, APP

- O11** O – Richie Williams, APP
D – Dwayne Ijames, Elon
F – Cedrick Gipson, FUR
- O18** O – John Taylor, Elon
D – Lee Basinger, WOF
F – Jayson Foster, GSU
- O25** O – DaVon Fowlkes, APP
D – Greg McConico, UTC
F – Montrell Lee, CIT
- N1** O – Cedric Stevens, UTC
D – Travis Hill, WCU
F – Jayson Foster, GSU
- N8** O – DaVon Fowlkes, APP
D – William Freeman, FUR
F – Jerome Felton, FUR
- N15** O – Isaac West, FUR
D – Bruce Lee, WCU
F – Andrew Jones, FUR
- N22** O – Ingle Martin, FUR
D – Justin Franklin, WOF
F – Cedrick Gipson, FUR

2005

- S5** O – Jermaine Austin, GSU
D – Jeff Phillips, UTC
F – Zach McAlister, Elon
- S12** O – Darius Fuge, WCU
D – Larry White, UTC
F – Chris Tommie, WOF
- S19** O – Kevin Richardson, APP
D – Katon Bethay, WOF
F – Zach McAlister, Elon
- S26** O – Richie Williams, APP
D – Marques Murrell, APP
F – Joel Bell, FUR
- O3** O – Ingle Martin, FUR
D – Porter Johnson, CIT
F – Matt Wise, GSU
- O10** O – Richie Williams, APP
D – William Freeman, FUR
F – Dedrick Bynam, GSU
- O17** O – Kevin Richardson, APP
D – Chad Nkang, Elon
F – Joe Baptiste, Elon
- O24** O – Richie Williams, APP
D – Carlton Bailey, WCU
F – Larry Beard, GSU
- O31** O – Richie Williams, APP
Eldra Buckley, UTC
Jayson Foster, GSU
D – Andrew Rowell, CIT
F – Jarvis Newson, UTC
- N7** O – Eldra Buckley, UTC
D – William Freeman, FUR
F – Brandon Williams, FUR
- N14** O – Richie Williams, APP
D – Marques Murrell, APP
F – Ben Carnell, CIT
- N21** O – Ingle Martin, FUR
D – Porter Johnson, CIT
F – Dane Romero, WOF

2006

- S4** O – Eldra Buckley, UTC
D – Chad Nkang, Elon
F – Jordan Sorrells, FUR
- S11** O – Chris Covington, GSU
D – Pierre Banks, APP
F – Karlos Sullivan, Elon
- S18** O – Renaldo Gray, FUR
D – Chris Johnson, UTC
F – Gary Tharrington, APP
- S25** O – Jerome Felton, FUR
D – Jeremy Wiggins, APP
F – Armanti Edwards, APP
- O2** O – Duran Lawson, CIT
D – Corey Weaver, Elon
F – Armanti Edwards, APP
- O9** O – Wes Pope, Elon
D – Jeremy Wiggins, APP
F – Armanti Edwards, APP
- O16** O – Travis Clark, GSU
D – Corey Lynch, APP
F – Jordan Sorrells, FUR
- O23** O – Tory Cooper, CIT
D – Chris Camacho, UTC
F – Armanti Edwards, APP
- O30** O – Kevin Richardson, APP
D – Corey Lynch, APP
James Gonsoulin, WOF
F – Nolan Ward, Elon
- N5** O – Kevin Richardson, APP
Michael Hobbs, WOF
D – Chad Nkang, Elon
F – Erroll Wynn, UTC
- N12** O – Tory Cooper, CIT
D – Chad Nkang, Elon

- N19** F – Armanti Edwards, APP
O – Duran Lawson, CIT
D – Kevin Adleman, WOF
F – Andre Roberts, CIT
Ron Flott, WOF

In 2007, the Southern Conference added a special teams player of the week to the list of honorees each week.

2007

- S3** O – Armanti Edwards, APP
D – Corey Lynch, APP
S – Patrick Muga, WOF
F – Scott Riddle, Elon
- S10** O – Jayson Foster, GSU
Trey Elder, APP
D – Gary Blount, WCU
S – Johnathan Synovec, CIT
F – Scott Riddle, Elon
- S17** O – Jayson Foster, GSU
D – Anthony Williams, APP
S – Jonathan Parsons, WCU
F – Zeke Rozier, GSU
- S24** O – Terrell Hudgins, Elon
D – Dan Tavani, WOF
S – Jonathan Parsons, WCU
Craig Camay, UTC
F – E.J. Webb, GSU
- O1** O – Kevin Richardson, APP
Kevious Johnson, WOF
D – Quinton Phillips, WCU
S – Michael Mayers, Elon
F – Chris Teal, GSU
- O8** O – Scott Riddle, Elon
D – Thomas Twitty, FUR
S – Jesse Hartley, GSU
F – Adam Hearn, WCU
- O15** O – Duran Lawson, CIT
D – Chris Camacho, UTC
S – Andrew Wilcox, Elon
F – Mike Brown, FUR
- O22** O – Scott Riddle, Elon
D – Quinton Phillips, WCU
S – Mike Adams, CIT
F – Billy Lowe, GSU
- O29** O – Scott Riddle, Elon
D – Corey Lynch, APP
S – Jesse Hartley, GSU
F – Marquel Pittman, WCU
- N5** O – Armanti Edwards, APP
Jayson Foster, GSU
D – William Middleton, FUR
S – Jesse Hartley, GSU
F – Scott Riddle, Elon
- N12** O – Kevin Richardson, APP
D – Julian Hicks, FUR
S – Sean Lees, WOF

- N19** F – Bart Blanchard, CIT
O – Renaldo Gray, FUR
D – D.J. Smith, APP
S – Mike Adams, CIT
F – Brandon Wiggins, Elon

2008

- S1** O – Dane Romero, WOF
D – Jacque Roman, APP
S – Andre Roberts, CIT
F – Ashton Jordan, CIT
- S8** O – Robert Welton, APP
D – Brandon Williams, FUR
S – Karlos Sullivan, Elon
F – Mitch Allen, WOF
- S15** O – Antonio Henton, GSU
D – Quintin Phillips, WCU
S – Bo Williamson, Elon
F – A.J. Harris, Elon
- S22** O – Terrell Hudgins, Elon
D – Reggie Rice, CIT
S – Andrew Wilcox, Elon
F – Quan Warley, WCU
- S29** O – Devin Radford, APP
D – Seth Goldwire, WOF
S – Andrew Wilcox, Elon
F – Demarcus Watts, GSU
- O6** O – Armanti Edwards, APP
D – Cortez Gilbert, APP
S – Bob Hooper, SAM
F – Dustin Taliaferro, SAM
- O13** O – Armanti Edwards, APP
D – D.J. Smith, APP
S – Andrew Wilcox, Elon
F – Zack Jaynes, WCU
- O20** O – Armanti Edwards, APP
D – William Middleton, FUR
S – Raja Andrews, GSU
F – Jamal Shuman, Elon
- O27** O – Chris Evans, SAM
D – Patrick Hatcher, SAM
S – Patrick Bolen, GSU
F – Quan Warley, WCU
- N3** O – Armanti Edwards, APP
D – Mark LeGree, APP
S – Blake Cain, WCU
F – Brian Quick, APP
- N10** O – Dane Romero, WOF
D – Andy Davis, SAM
S – Bob Hooper, SAM
F – Dustin Taliaferro, SAM
- N17** O – Lee Chapple, GSU
D – Dion Dubose, GSU
S – Andre Roberts, CIT
F – Terrell Dallas, CIT
- N24** O – DeAndre Presley, APP
D – Adrian McLeod, WCU
S – Ashton Jordan, CIT



Elon quarterback Scott Riddle took six weekly honors in 2007, earning three SoCon offensive player of the week awards and three freshman of the week awards.

- F – DeAndre Presley, APP
- 2009**
- S 7** O – Jordan Sorrells, FUR
D – Joseph Boateng, CIT
S – Lance Camp, Elon
F – Jamere Valentine, GSU
- S 14** O – Jamal Shuman, Elon
D – Max Lerner, FUR
S – Craig Camay, UTC
F – Chris Awuah, UTC
- S 21** O – Bryan Fitzgerald, UTC
D – Ryan Consiglio, UTC
S – Mike Hammons, UTC
F – SeQuan Stanley, WOF
- S 28** O – Scott Riddle, Elon
D – Bart Blanchard, CIT
D – D.J. Smith, APP
S – Matthew Cesari, FUR
F – Ryan Consiglio, UTC
- O 5** O – Terrell Hudgins, Elon
D – Kadarron Anderson, FUR
S – Adrian Mora, GSU
F – Van Dyke Jones, CIT
- O 12** O – Devon Moore, APP
D – Josh Beard, UTC
S – Bob Hooper, SAM
F – Adam Shreiner, Elon
- O 19** O – Armanti Edwards, APP
D – Mark LeGree, APP
S – Jason Vitaris, APP
F – Dion Wilson, WCU
- O 26** O – Miguel Starks, CIT
D – Karlos Sullivan, Elon
S – A.J. Harris, Elon
F – Van Dyke Jones, CIT
- N 2** O – Armanti Edwards, APP
D – Cortez Allen, CIT
S – Adam Shreiner, Elon
F – Tommy Edwards, CIT
- N 9** O – Brandon Newsome, Elon
D – Bryce Smith, SAM
S – Trent Hawk, FUR
F – Michael Johnson, WCU
- N 16** O – Chris Evans, SAM
D – Mark LeGree, APP
S – Craig Camay, UTC
F – Joshua Williams, UTC
- N 23** O – Jordan Sorrells, FUR
D – Nathan Wade, FUR
S – Bob Hooper, SAM
F – Michael Johnson, WCU
- 2010**
- S 6** O – DeAndre Presley, APP
D – Brandon Wiggins, Elon
S – Adrian Mora, GSU

- S 13** F – Matt Thompson, CIT
O – Brian Quick, APP
D – Ryan Consiglio, UTC
S – Mike Hammons, UTC
F – Quin Roberson, SAM
- S 20** O – Joel Bradford, UTC
D – Adam Mims, FUR
D – Torez Jones, WCU
S – Jason Vitaris, APP
F – Shawn Boone, FUR
- S 27** O – DeAndre Presley, APP
D – Laron Scott, GSU
S – Sam Martin, APP
F – Kadeem Wise, UTC
- O 4** O – Eric Breitenstein, WOF
D – Adam Hearn, WCU
S – Cameron Yaw, SAM
F – Brandon Pechloff, WCU
- O 11** O – DeAndre Presley, APP
D – Jamael Lett, SAM
S – Cass Couey, CIT
F – Keon Williams, UTC
- O 18** O – DeAndre Presley, APP
D – Ryan Steed, FUR
S – Donovan Johnson, WOF
F – Ray Early, FUR
- O 25** O – Joel Bradford, UTC
D – Jabari Fletcher, APP
S – Mike Rucker, WOF
F – Deja Alexander, WCU
- N 1** O – A.J. Harris, Elon
D – Jabari Fletcher, APP
S – Sam Martin, APP
F – Brandon Brant, Elon
- N 8** O – Eric Breitenstein, WOF
D – Ameer Pall, WOF
S – Brian Sutherland, UTC
F – Robert Brown, GSU
- N 15** O – Devon Moore, APP
D – Brent Russell, GSU
S – Jason Vitaris, APP
F – Robert Brown, GSU
- N 22** O – Scott Riddle, Elon
D – Demetrius Jackson, CIT
S – Cameron Yaw, SAM
F – Ben Dupree, CIT
- 2011**
- S 5** O – Jerodis Williams, FUR
D – Alvin Scioneaux, WOF
F – Deion Stanley, GSU
S – Sam Martin, APP
- S 12** O – Joel Bradford, UTC
D – Wes Dothard, UTC
F – Shaun Warren, WCU
S – Chas Short, FUR
- S 19** O – Aaron Mellette, FUR



Appalachian State punter/place kicker Sam Martin earned special teams player of the week honors twice in 2010.

- S 26** D – Wes Dothard, UTC
F – Marquis Green, UTC
S – Sam Martin, APP
O – Chris Forcier, FUR
D – Jeremy Kimbrough, APP
F – Ezayi Youyoute, GSU
S – Adam Shreiner, Elon
- O 3** O – Chris Forcier, FUR
D – Rod Harland, CIT
F – Dominique Swope, GSU
S – George Richardson, WCU
- O 10** O – Robert Brown, GSU
D – Alvin Hines, SAM
F – Terrell Robinson, UTC
S – Brenton Bersin, WOF
- O 17** O – Fabian Truss, SAM
D – Corey White, SAM
F – Terrell Robinson, UTC
S – Adrian Mora, GSU
- O 24** O – Jerodis Williams, FUR
D – Wes Dothard, UTC
F – Terrell Robinson, UTC
S – Travis Cadet, APP
- O 31** O – Eric Breitenstein, WOF
D – Mitch McGrath, FUR
F – Ronald Blair, APP
S – Fabian Truss, SAM
- N 7** O – Chris Forcier, FUR
D – Josh Williams, UTC
F – Deion Stanley, GSU
S – Joel Bradford, UTC
- N 14** O – Thomas Wilson, Elon
D – Joshua Jones, Elon
F – Dominique Swope, GSU
S – Drew Stewart, APP
- N 21** O – Aaron Mellette, Elon
D – Ryan Consiglio, UTC
F – Dominique Swope, GSU
S – Laron Scott, GSU
- 2012**
- S 3** O – Eric Breitenstein, WOF
D – Chris Billingslea, CIT
F – Troy Mitchell, WCU
S – Sam Martin, APP
- S 10** O – Jamal Jackson, APP
D – Jaquiski Tartt, SAM
F – Reese Hannon, FUR
S – Thomas Warren, CIT
- S 17** O – Ben Dupree, CIT
D – Carson Smith, CIT
F – Michael Weimer, WOF
S – Fabian Truss, SAM
- S 24** O – Fabian Truss, SAM
D – Brandon Grier, APP
F – James Bradberry, SAM
S – Alex Hanks, GSU
- O 1** O – Eric Breitenstein, WOF
D – Kadeem Wise, UTC
F – Sean Price, APP
S – Jerodis Williams, FUR
- O 8** O – Jamal Jackson, APP
D – Jaquiski Tartt, SAM
F – James Dean, GSU
- O 15** S – Ray Early, FUR
O – Dominique Swope, GSU
D – Rock Williams, WCU
F – Jacob Huesman, UTC
S – Sam Martin, APP
- O 22** O – Thomas Wilson, Elon
D – Tarek Odum, WOF
F – Troy Mitchell, WCU
S – Tony Washington, APP
- O 29** O – Steven Miller, APP
D – Marcus McMorris, FUR
F – Jacob Huesman, UTC
S – Kasey Redfern, WOF
- N 5** O – Sean Price, APP
D – Troy Sanders, APP
F – Sean Price, APP
S – Cameron Yaw, SAM
- N 12** O – Jerick McKinnon, GSU
D – Derek Douglas, CIT
F – Jacob Huesman, UTC
S – Sam Martin, APP
- N 19** O – Jacob Huesman, UTC
D – Alvin Scioneaux, WOF
F – Jacob Huesman, UTC
S – Nick Pollard, UTC
- 2013**
- S 2** O – Dominique Swope, RB, GSU
D – Jaquiski Tartt, DB, SAM
F – John Law, LB, APP
S – Fabian Truss, KR/RB, SAM
- S 9** O – Keon Williams, RB, UTC
D – Justin Shade, LB, SAM
F – B.J. Bennett, RB, Elon
S – Bentlee Critcher, P, APP
- S 16** O – Keon Williams, RB, UTC
D – Josh Kimberlin, DB, SAM
F – Kevin Ellison, QB, GSU
S – Jairus Hollman, DB, FUR
- S 23** O – Ben Dupree, QB, CIT
D – John Law, LB, APP
F – Marcus Cox, RB, APP
S – David Petroni, P, Elon
- S 30** O – Andy Summerlin, QB, SAM
D – T.J. Warren, LB, FUR
F – Marcus Cox, RB, APP
S – Younghoe Koo, PK, GSU
- O 7** O – Andy Summerlin, QB, SAM
D – Chandler Wrightenberry, DB, Elon
F – Duncan Fletcher, QB, FUR
S – Thomas Warren, PK, CIT
- O 14** O – Jerick McKinnon, QB, GSU
D – Davis Tull, DL, UTC
F – Kevin Ellison, QB, GSU
S – Kasey Redfern, PK/P, WOF
- O 21** O – Michael Weimer, QB, WOF
D – Wes Dothard, LB, UTC
F – Marcus Cox, RB, APP
S – Ray Early, PK/P, FUR
- O 28** O – Kameron Bryant, QB, APP
D – Muhasibi Wakeel, LB, UTC
F – Garry Lewis, RB, WCU
S – Richard Sigmon, PK/P, WCU
- N 4** O – Jacob Huesman, QB, UTC



Chattanooga quarterback Jacob Huesman earned freshman of the week honors four times in 2012.

PLAYERS OF THE WEEK



- D – Ira McCune, DE, FUR
- F – Marcus Cox, RB, APP
- S – Ray Early, PK/P, FUR
- N 11**
 - O – Ben Dupree, QB, CIT
 - D – Marcus McMorris, LB, FUR
 - F – Nakevion Leslie, LB, UTC
 - S – Nick Pollard, PK/P, UTC
- N 18**
 - O – Kevin Ellison, QB, GSU
 - D – Jaquiski Tartt, DB, SAM
 - F – Marcus Cox, RB, APP
 - S – Ray Early, PK/P, FUR
- N 25**
 - O – Andy Summerlin, QB, SAM
 - D – Cory Magwood, LB, FUR
 - F – Marcus Cox, RB, APP
 - S – Kierre Brown, RS, Elon
- 2014**
- S 1**
 - O – Troy Mitchell, QB, WCU
 - D – Gary Wilkins, DL, FUR
 - F – AI Cobb, QB, VMI
 - S – David Marvin, P/PK, WOF
- S 8**
 - O – Darius Ramsey, RB, WCU
 - D – Gary Wilkins, DL, FUR
 - F – Lucas Webb, DB, UTC
 - S – Jon Croft Hollingsworth, P/PK, FUR
- S 15**
 - O – Aaron Sanders, WR, VMI
 - D – Daniel Riddle, LB, WCU
 - F – Alex Lakes, RB, MER
 - S – Tommy Hudson, WR/KR, UTC
- S 22**
 - O – Denzel Williams, RB, SAM
 - D – Josh Kimberlin, DB, SAM
 - F – Krondis Larry, RB, SAM
 - S – Chandler Curtis, WR/KR, MER
- S 29**
 - O – Spearman Robinson, WR, WCU
 - D – Davis Tull, DL, UTC
 - F – Chandler Curtis, WR/KR, MER
 - S – Tommy Hudson, WR/KR, UTC
- O 6**
 - O – Jacob Huesman, QB, UTC
 - D – Mitchell Jeter, DE, CIT
 - F – P.J. Blazejowski, QB, FUR
 - S – Chandler Curtis, WR/KR, MER
- O 13**
 - O – Aaron Miller, QB, CIT
 - D – Christon Gill, LB, WCU
 - F – Cam Jackson, RB, CIT
 - S – Detrez Newsome, RB/KR, WCU
- O 20**
 - O – Spearman Robinson, WR, WCU
 - D – Jaleel Lorquet, DB, WCU
 - F – AI Cobb, QB, VMI
 - S – Henrique Ribeiro, K, UTC
- O 27**
 - O – Jacob Huesman, QB, UTC
 - D – Trey Morgan, DB, WCU
 - F – Detrez Newsome, RB, WCU
 - S – Deion Pierre, LB, SAM
- N 3**
 - O – Keon Williams, RB, UTC
 - D – Dee Delaney, DB, CIT
 - F – AI Cobb, QB, VMI
 - S – Henrique Ribeiro, K, UTC
- N 10**
 - O – Aaron Miller, QB, CIT
 - D – Justin Cooper, LB, SAM
 - F – P.J. Blazejowski, QB, FUR
 - S – Nick Pollard, P, UTC
- N 17**
 - O – Troy Mitchell, QB, WCU
 - D – Justin Cooper, LB, SAM
 - F – P.J. Blazejowski, QB, FUR
 - S – Greg Peranich, P, SAM
- N 25**
 - O – Jacob Huesman, QB, UTC
 - D – Malik Diggs, DB, CIT
 - F – AI Cobb, QB, VMI
 - S – Greg Peranich, P, SAM

In 2015, the Southern Conference began honoring offensive, defensive and special teams performers each week.

- 2015**
- S 7**
 - O – Michael Eubank, QB, SAM
 - D – Tevin Floyd, LB, CIT
 - S – Henrique Ribeiro, P/PK, UTC
- S 14**
 - O – John Russ, QB, MER
 - D – Justin Cooper, LB, SAM
 - S – Dillon Christopher, PK, VMI
- S 21**
 - O – Jacob Huesman, QB, UTC
 - D – Trey Robinson, S, FUR
 - S – Jon Croft Hollingsworth, P/PK, FUR
- S 28**
 - O – Jacob Huesman, QB, UTC
 - D – Keionta Davis, DL, UTC
 - S – Brian Ross, DE, FUR
- O 5**
 - O – Detrez Newsome, RB, WCU
 - D – Drake Michaelson, LB, WOF
 - S – Logan Howard, PK, WCU
- O 12**
 - O – Michael Eubank, QB, SAM
 - D – Tevin Floyd, LB, CIT
 - S – Henrique Ribeiro, P/PK, UTC
- O 19**
 - O – Karel Hamilton, WR, SAM
 - D – Dee Delaney, DB, CIT
 - S – Henrique Ribeiro, P/PK, UTC
- O 26**
 - O – Aaron Sanders, WR, VMI
 - D – Daniel Riddle, LB, WCU

- N 2**
 - S – Henrique Ribeiro, P/PK, UTC
 - O – Jacob Huesman, QB, UTC
 - D – Cory Magwood, LB, FUR
 - S – Jon Croft Hollingsworth, P/PK, FUR
- N 9**
 - O – Troy Mitchell, QB, WCU
 - D – Quinlan Washington, LB, CIT
 - S – Anthony Pistelli, PK, SAM
- N 16**
 - O – Jacob Huesman, QB, UTC
 - D – Zach Jackson, S, MER
 - S – Anthony Pistelli, PK, SAM
- N 23**
 - O – Tyler Renew, RB, CIT
 - D – Daniel Riddle, LB, WCU
 - S – Anthony Pistelli, PK, SAM
- 2016**
- S 5**
 - O – Tyler Renew, RB, CIT
 - D – Jaleel Green, DB, WOF
 - S – JJ Jerman, PK, ETSU
- S 12**
 - O – Tyrie Adams, QB, WCU
 - D – Dee Delaney, DB, CIT
 - S – Austin Barnard, P, SAM
- S 19**
 - O – Austin Herink, QB, ETSU
 - D – Nakevion Leslie, LB, UTC
 - S – DeAndre Schoultz, KR, CIT
- S 26**
 - O – Derrick Craine, RB, UTC
 - D – Ryan Francis, LB, VMI
 - S – Henrique Ribeiro, P/PK, UTC
- O 3**
 - O – Devlin Hodges, QB, SAM
 - D – Joe Crochet, LB, CIT
 - S – Henrique Ribeiro, P/PK, UTC
- O 10**
 - O – Devlin Hodges, QB, SAM
 - D – Montrell Pardue, DB, UTC
 - S – David Marvin, P/PK, WOF
- O 17**
 - O – Devlin Hodges, QB, SAM
 - D – Nakevion Leslie, LB, UTC
 - S – Cody Clark, PK, CIT
- O 24**
 - O – Karel Hamilton, WR, SAM
 - D – Kalik Williams, DB, CIT
 - S – David Marvin, P/PK, WOF
- O 31**
 - O – Detrez Newsome, RB, WCU
 - D – Paul Hunter, DB, ETSU
 - S – David Howerton, QB, WOF
- N 7**
 - O – Tyler Renew, RB, CIT
 - D – Keion Crossen, DB, WCU
 - S – David Marvin, P/PK, WOF
- N 14**
 - O – Devlin Hodges, QB, SAM
 - D – Jonathan King, DL, CIT
 - S – Lennox McAfee, RS, WOF
- N 21**
 - O – John Russ, QB, MER
 - D – Terrance Morris, LB, WOF
 - S – JJ Jerman, PK, ETSU
- 2017**
- S 4**
 - O – Tyrie Adams, QB, WCU
 - D – Malik Rivera, S, WOF
 - S – Luke Carter, P/K, WOF
- S 11**
 - O – Detrez Newsome, RB, WCU
 - D – Devin Watson, CB, WOF
 - S – Cole Fisher, K, MER
- S 18**
 - O – Dominique Allen, QB, CIT
 - D – Dylan Weigel, LB, ETSU

- S 5**
 - S – Austin Barnard, P, SAM
 - O – Tyrie Adams, QB, WCU
 - D – Keion Crossen, DB, WCU
 - S – JJ Jerman, K, ETSU
- O 2**
 - O – Devlin Hodges, QB, SAM
 - D – Tahjai Watt, LB, WCU
 - S – Logan McCarter, WR/RS, FUR
- O 9**
 - O – Andre Stoddard, FB, WOF
 - D – Lee Bennett, LB, MER
 - S – Luke Carter, P/K, WOF
- O 16**
 - O – Brandon Goodson, QB, WOF
 - D – John Brannon III, DB, WCU
 - S – Jon Croft Hollingsworth, P/K, FUR
- O 23**
 - O – Devlin Hodges, QB, SAM
 - D – Omari Williams, DB, SAM
 - S – Joshua Gibson, K, WCU
- O 30**
 - O – Antonio Wilcox, RB, FUR
 - D – Tae Davis, LB, UTC
 - S – Victor Ulmo, K, UTC
- N 6**
 - O – Detrez Newsome, RB, WCU
 - D – Devin Watson, CB, WOF
 - S – Luke Carter, P/K, WOF
- N 13**
 - O – Tyrie Adams, QB, WCU
 - D – Lee Bennett, LB, MER
 - S – Chandler Curtis, WR/RS, MER
- N 20**
 - O – Kelvin McKnight, WR, SAM
 - D – Shaheed Salmon, LB, SAM
 - S – Marshall Cooper, LB, UTC
- 2018**
- S 3**
 - O – Bryce Nunnally, WR, UTC
 - D – Noah Dawkins, LB, CIT
 - S – Mitchell Fineran, PK, SAM
- S 10**
 - O – Bryce Nunnally, WR, UTC
 - D – Aaron Harris, LB, SAM
 - S – Mitchell Fineran, PK, SAM
- S 17**
 - O – Robert Riddle, QB, MER
 - D – Jared Folks, LB, ETSU
 - S – Cole Fisher, PK, MER
- S 24**
 - O – Reece Udinski, QB, VMI
 - D – Marshall Cooper, LB, UTC
 - S – Rod Johnson, RB/KR, CIT
- O 1**
 - O – Tyrie Adams, QB, WCU
 - D – Nasir Player, DL, ETSU
 - S – Dejuan Bell, WR/RS, FUR
- O 8**
 - O – Devlin Hodges, QB, SAM
 - D – Tre'Shun Floyd, LB, SAM
 - S – Mitchell Fineran, PK, SAM
- O 15**
 - O – Harris Roberts, QB, FUR
 - D – Tyree Robinson, DB, ETSU
 - S – JJ Jerman, PK, ETSU
- O 22**
 - O – Tyrie Adams, QB, WCU
 - D – Ahmad Gooden, DL, SAM
 - S – Grayson Atkins, P/K, FUR
- O 29**
 - O – Tyrie Adams, QB, WCU
 - D – Donovan Perryman, LB, FUR
 - S – Grayson Atkins, P/K, FUR
- N 5**
 - O – Devlin Hodges, QB, SAM
 - D – Artevius Smith, DB, ETSU
 - S – Grayson Atkins, P/K, FUR
- N 12**
 - O – Brandon Rainey, QB, CIT

- N 19**
 - D – Aron Spann III, DB, CIT
 - S – Stephen Houzah, WR/RS, MER
 - O – Devlin Hodges, QB, SAM
 - D – Adrian Hope, BAN, FUR
 - S – Will Horton, PK, WCU
- 2019**
- S 2**
 - O – Chris Oladokun, QB, SAM
 - D – Marshall Cooper, LB, UTC
 - S – Grayson Atkins, P/K, FUR
- S 9**
 - O – Darren Grainger, QB, FUR
 - D – Kaleb Tucker, DB, VMI
 - S – Sean-Thomas Faulkner, DB, CIT
- S 16**
 - O – Chris Oladokun, QB, SAM
 - D – Braden Gilby, LB, FUR
 - S – Jacob Godek, K, CIT
- S 23**
 - O – Chris Oladokun, QB, SAM
 - D – Jireh Wynn, LB, WOF
 - S – Grayson Atkins, P/K, FUR
- S 30**
 - O – Liam Welch, QB, SAM
 - D – Artevius Smith, DB, ETSU
 - S – Mitchell Fineran, PK, SAM
- O 7**
 - O – Devin Wynn, TB, FUR
 - D – Ty Boeck, LB, UTC
 - S – Grant Clemons, K, VMI
- O 14**
 - O – Alex Ramsey, RB, VMI
 - D – Marquise Blount, LB, CIT
 - S – Grant Clemons, K, VMI
- O 21**
 - O – Joe Newman, QB, WOF
 - D – Marquise Blount, LB, CIT
 - S – Jacob Godek, K, CIT
- O 28**
 - O – Joe Newman, QB, WOF
 - D – Artevius Smith, DB, ETSU
 - S – Grayson Atkins, P/K, FUR
- N 4**
 - O – Donnivan Spencer, RB, WCU
 - D – Sidney Otiwu, LB, MER
 - S – Julian Pletiz, PK, WCU
- N 11**
 - O – Devin Wynn, TB, FUR
 - D – Ty Harris, LB, WCU
 - S – Grayson Atkins, P/K, FUR
- N 18**
 - O – Quay Holmes, RB, ETSU
 - D – Jayden Pauling, LB, WCU
 - S – Montrell Washington, WR/KR, SAM
- N 25**
 - O – Jakob Herres, WR, VMI
 - D – Jarrod Richmond, DL, VMI
 - S – Grayson Atkins, P/K, FUR
- 2020-21**
- F 22**
 - O – Quay Holmes, RB, ETSU
 - D – Donovan Manuel, LB, ETSU
 - S – Paxton Robertson, K, WCU
- M 1**
 - O – Liam Welch, QB, SAM
 - D – Connor Riddle, LB, VMI
 - S – Gabe Boring, P, UTC
- M 8**
 - O – Ryan Miller, TE, FUR
 - D – Chris Edmonds, S, SAM
 - S – Timmy Bleekrode, PK/P, FUR
- M 15**
 - O – Donnivan Spencer, RB, WCU
 - D – Chris Edmonds, S, SAM
 - S – Mitchell Fineran, PK, SAM
- M 22**
 - O – Liam Welch, QB, SAM
 - D – Ty Boeck, LB, UTC
 - S – Caleb Dowden, P/K, MER
- M 29**
 - O – Jakob Herres, WR, VMI
 - D – Christian Snyder, LB, UTC
 - S – Tyler Keltner, K, ETSU
- A 5**
 - O – Quay Holmes, RB, ETSU
 - D – Alijah Huzzie, DB, ETSU
 - S – Caleb Dowden, P/K, MER
- A 12**
 - O – Jaylan Adams, QB, CIT
 - D – Yahsyn McKee, CB, MER
 - S – Yahsyn McKee, CB, MER
- A 19**
 - O – Seth Morgan, QB, VMI
 - D – Stone Snyder, LB, VMI
 - S – Mitchell Fineran, PK, SAM



Mercer's Chandler Curtis was honored three times in 2014, taking special teams player of the week honors twice and freshman of the week honors once.



REPEAT PLAYERS OF THE WEEK

Fourteen times

Adrian Peterson, GSU (1998-01)

Thirteen times

Armanti Edwards, APP (2006-09)
Jacob Huesman, UTC (2012-15)

Nine times

Dexter Coakley, APP (1993-96)
Richie Williams, APP (2002, '04-05)
Devlin Hodges, SAM (2016-18)

Eight times

Brian Ruff, CIT (1974-76)
John Settle, APP (1984-86)
Thomas Haskins, VMI (1993-96)
Louis Ivory, FUR (1998-01)
Scott Riddle, Elon (2007, '09-10)
Henrique Ribeiro, UTC (2014-16)
Grayson Atkins, FUR (2018-19)

Seven times

Bob Schweickert, VT (1963-64)
Chris Parker, MAR (1992-95)
Jesse McCoy, WOF (1999, '02)
Jermaine Austin, GSU (2002-05)
William Freeman, FUR (2002-05)
Sam Martin, APP (2010-12)
Tyrie Adams, WCU (2016-18)

Six times

Dino Hackett, APP (1984-85)
Michael Payton, MAR (1990-92)
Greg Hill, GSU (1996-99)
Will Bouton, FUR (1998-01)
Lamont Seward, WCU (2000, '03)
Jayson Foster, GSU (2004-05, '07)
Kevin Richardson, APP (2005-07)
DeAndre Presley, APP (2008, '10)
Marcus Cox, APP (2013)
Detrez Newsome, WCU (2014-17)
Mitchell Fineran, SAM (2018-21)

Five times

Dan Darragh, WM (1965-67)
Bruce Ghesling, FUR (1979-81)
Derrick Hollins, ETSU (1990)
James Roberts, UTC (1989, '91)
Tony Scales, VMI (1989-91)
Chip Hooks, APP (1991)
Roger Johnson, MAR (1991-93)
Greg Ryan, ETSU (1993-95)
Todd Wells, ETSU (1997, '00)
Chad Nkang, Elon (2003, '05-06)
Corey Lynch, APP (2003, '06-07)
Jordan Sorrells, FUR (2006, '09)
Eric Breitenstein, WOF (2010-12)
Dominique Swope, GSU (2011-13)
Fabian Truss, SAM (2011-13)
Ray Early, FUR (2010, '12-13)
Troy Mitchell, WCU (2012, '14-15)

Four times

Allen McCune, WVU (1964-65)
George Pearce, WM (1965)
Gordon Slade, DAV (1968-69)
Phil Mosser, WM (1970-71)
Carlester Crumpler, ECU (1972-73)
Bill Deery, WM (1972-74)
Tom Rozant, WM (1975-76)
Mike Pusey, WCU (1977-79)
Stump Mitchell, CIT (1979-80)
Floyd Allen, VMI (1979, '81)
Melvin Rucker, VMI (1980-81)
Tony Petersen, MAR (1986-87)
Gene Brown, CIT (1988)
Junior Jackson, UTC (1986, '89)
D.J. Campbell, APP (1989)
John Gregory, MAR (1988-89)
Kevin Thigpen, WCU (1990-91)
Jack Douglas, CIT (1990-91)
Carl Tremble, FUR (1990, '92)
William King, MAR (1992-93)
Kerry Hayes, WCU (1991, '94)
Damon Scott, APP (1993, '95-96)
Randy Moss, MAR (1996)
Braniff Bonaventure, FUR (1993, '95-96)
Brian Edwards, ETSU (1994, '97)
Chris Sanders, UTC (1999-00)
Joe Burchette, APP (2000-02)
Josh Cain, UTC (1999, '01-02)
Josh Jeffries, APP (2000-02)
Billy Napier, FUR (1999, '01-02)
Carl Meadows, ETSU (2003)
Chaz Williams, GSU (2002, '04)
Ingle Martin, FUR (2004-05)
Andrew Wilcox, Elon (2007-08)
Bob Hooper, SAM (2008-09)
Joel Bradford, UTC (2010-11)
Ryan Consiglio, UTC (2009-11)

Wes Dothard, UTC (2011, '13)
Ben Dupree, CIT (2010, '12-13)
Jaquiski Tartt, SAM (2012-13)
Keon Williams, UTC (2010, '13-14)
Al Cobb, VMI (2014)
David Marvin, WOF (2014, '16)
Jon Croft Hollingsworth, FUR (2014-15, '17)
Chandler Curtis, MER (2014, '17)
JJ Jerman, ETSU (2016-18)

Three times

Buster O'Brien, UR (1968)
Tony Passander, CIT (1968-69)
Walker Gillette, UR (1968-69)
Pat Turchetta, UR (1967-69)
Dick Irvin, UR (1968-69)
Ken Thorough, DAV (1969-70)
Charlie Richards, UR (1969-70)
Jeff Varnadoe, CIT (1970-71)
Billy Meyers, UR (1971-72)
Danny Kepley, ECU (1972-74)
Harry Knight, UR (1973-74)
Phil Upton, VMI (1972, '74)
Emmitt Hamilton, APP (1975, '77)
Gwain Durden, UTC (1979-80)
Steve Brown, APP (1978, '80)
Willis Yates, UTC (1979-81)
Anthony James, WCU (1981-82)
Stan Goodson, APP (1981-82)
Stanford Jennings, FUR (1981-83)
Larry Fourqurean, MAR (1981-83)
Robert Hill, CIT (1983-84)
Glenn Richardson, UTC (1983-85)
Bobby Lamb, FUR (1985)
Darryl Gardner, FUR (1986)
Dewey Klein, MAR (1988)
Jeff Blankenship, FUR (1986, '88)
George Searcy, ETSU (1989)
Frankie DeBusk, FUR (1988-89)
Shingo Weems, UTC (1990)
Rico Mack, APP (1990-91)
Lester Smith, CIT (1990-92)
Everette Sands, CIT (1992)
Avery Hall, APP (1991-92)
Kenyon Earl, UTC (1991, '93)
Lonnie Galloway, WCU (1992-93)
Shannon King, MAR (1992-93)
Todd Donnan, MAR (1991, '94)
B.J. Cohen, MAR (1994-95)
Chad Pennington, MAR (1995)
James Russell, ETSU (1994-96)
Ernest Crosby, FUR (1996-97)
Gerard Hardy, APP (1993, '96-97)
Daryl Skinner, APP (1997-98)
Stanley Myers, CIT (1995, '98)
Arkee Thompson, GSU (1998)
Carlos Locklyn, UTC (1996, '99)
Justin Hill, FUR (1997, '99)
Justin Fryer, WCU (2000-01)
David Young, GSU (1999, '02)
Gaven Varner, ETSU (2003)
Eldra Buckley, UTC (2005-06)
Jeremy Wiggins, APP (2004, '06)
Kevious Johnson, WOF (2003, '07)
Duran Lawson, CIT (2006-07)
Jesse Hartley, GSU (2007)
Quinton Phillips, WCU (2007-08)
Dane Romero, WOF (2005, '08)
Andre Roberts, CIT (2006, '08)
D.J. Smith, APP (2007-09)
Terrell Hudgins, Elon (2007-09)
Karlos Sullivan, Elon (2006, '08-09)
Mark LeGree, APP (2008-09)
Craig Camay, UTC (2007, '09)
A.J. Harris, Elon (2008-10)
Jason Vitaris, APP (2009-10)
Adam Shreiner, Elon (2009-11)
Robert Brown, GSU (2010-11)
Adrian Mora, GSU (2009-11)
Terrell Robinson, UTC (2011)
Chris Forcier, FUR (2011)
Jerodis Williams, FUR (2011-12)
Sean Price, APP (2012)
Cameron Yaw, SAM (2010, '12)
Kevin Ellison, GSU (2013)
Andy Summerlin, SAM (2013)
Nick Pollard, UTC (2012-14)
P.J. Blazejowski, FUR (2014)
Justin Cooper, SAM (2014-15)
Daniel Riddle, WCU (2014-15)
Anthony Pistelli, SAM (2015)
Dee Delaney, CIT (2014-16)
Nakevion Leslie, UTC (2013, '16)
Tyler Renew, CIT (2015-16)
Luke Carter, WOF (2017)
Marshall Cooper, UTC (2017-19)
Chris Oladokun, SAM (2019)
Artevis Smith, ETSU (2018-19)
Liam Welch, SAM (2019-21)
Quay Holmes, ETSU (2019-21)

Two times

Joe Missar, CIT (1964)
Ronnie Smith, UR (1963-64)
Milt Clegg, WVU (1964)
Pack Hindsley, DAV (1965)
Hill Ellett, VMI (1965)
Garrett Ford, WVU (1965-66)
Jimmy Poole, DAV (1966)
Chuck Albertson, WM (1964, '66)
Jay Goolsby, CIT (1966-67)
George Wheeler, ECU (1967)
Robbie Hahn, FUR (1966-67)
Harvey Bauguess, FUR (1967)
Dave Holland, WM (1968-69)
Bob Herb, WM (1970)
Chuck Cross, FUR (1969-70)
Ken Nichols, UR (1971)
Monty Kiernan, ECU (1971)
Woody Montgomery, DAV (1971-72)
David Knight, WM (1971-72)
Mac Bowman, VMI (1971-72)
Pat Kelly, UR (1971, '73)
David Harper, DAV (1973)
Carl Summerell, ECU (1972-73)
Mike Copley, UR (1974)
Andrew Johnson, CIT (1974)
Ronnie Moore, VMI (1974-75)
Julius Thomas, APP (1974-75)
Jim Krus, WM (1976)
Larry Robinson, FUR (1975-76)
Mike Weaver, ECU (1975-76)
Pat Murphy, APP (1977-78)
Kenny Caldwell, CIT (1977-78)
David Henderson, FUR (1977-78)
Ty Smith, WCU (1978)
Scott McConnell, APP (1976, '78)
Scott Wages, CIT (1978-79)
Ricky Smith, WCU (1977, '79)
John Creager, UTC (1978-79)
Tim Russell, CIT (1979)
Eddie Estes, APP (1978-79)
Tim Sorrells, FUR (1979-80)
Jeff Snipes, FUR (1979-80)
Ron Nixon, WCU (1980-81)
Glenn Bates, MAR (1982)
Shannon DePew, ETSU (1982)
Richard Dukes, WCU (1982-83)
David Charpia, FUR (1983)
Mark Bridgeman, FUR (1983)
Jerry Butler, ETSU (1982, '84)
Rock Hurst, FUR (1984)
Carl Fodor, MAR (1984)
Artis Edwards, UTC (1982, '84)
Jeff Gilbert, WCU (1984)
Tiger Greene, WCU (1984)
Gary Zingler, ETSU (1983-84)
David McCrary, UTC (1983-84)
Phillip Aldridge, UTC (1984-85)
Tim Couch, UTC (1985)
Herman Jacobs, ETSU (1983, '86)
Tim Sanders, APP (1985, '87)
Jeff Morgan, ETSU (1987)
Everett Spellman, WCU (1986-87)
Rick Harris, ETSU (1986, '88)
Mike Barber, MAR (1986, '88)
Michael Bryant, MAR (1988)
Bobby Fuller, APP (1988)
Scott Council, VMI (1988)
Ritchie Melchor, APP (1989)
Raymond Flowers, VMI (1989)
J.J. Davis, CIT (1990)
Donahue Stephenson, MAR (1990)
Kevin Kendrick, FUR (1989-90)
Harold Alexander, APP (1989, '91)
Jackie Washington, UTC (1988, '91)
Dewayne Arkadie, VMI (1989, '91)
Troy Brown, MAR (1991-92)
Ricky Carter, MAR (1992)
Marlon Anderson, VMI (1992)
Jim Richter, FUR (1992-93)
Tom Bodine, WCU (1992-93)
Milan Sterling, FUR (1992-93)
Jerry Ellison, UTC (1992-93)
Julius Grant, WCU (1992-93)
Johnny Smith, APP (1990, '94)
Scott Satterfield, APP (1993, '95)
Marques Stubbs, FUR (1995)
Charles Bostick, GSU (1993, '95)
Kenny Robinson, GSU (1994, '96)
Larry McCloud, MAR (1994, '96)
Scott Belcher, CIT (1995-96)
Brandon Walker, ETSU (1996)
Eric Kresser, MAR (1996)
Darius Hooks, WCU (1996-97)
Brent Rickman, FUR (1997)
Roderick Russell, GSU (1996-97)
Mario Hankerson, ETSU (1997)
Daryl Morrell, GSU (1997)
Bryan Dailer, FUR (1996-97)
Chuck Payne, APP (1996, '98)

Eric Johnson, WCU (1996, '98)
Aaron Mitchell, VMI (1998)
Marcus Johnson, CIT (1998)
Brad Hoover, WCU (1998)
Travis Wilson, WOF (1998)
Cory Hall, APP (1999)
John Keith, FUR (1999)
Richie Jackson, FUR (1998-99)
David Rivers, WCU (2000)
Josh Jeffries, APP (2000-01)
Fred Boateng, WCU (2000-01)
J.R. Revere, GSU (2000-01)
Michael Banks, WCU (1999, '01)
Josh Cooper, FUR (2000-01)
Joey Gibson, VMI (2000, '02)
Jim Thurman, WOF (2002)
Sean Mizzer, VMI (2002)
Teddie Whitaker, WOF (2003)
Alan Atwater, APP (2003)
Ern Mills, CIT (2003)
K.T. Stovall, APP (2003)
Cam Newton, FUR (2003-04)
Travis Hill, WCU (2004)
DaVon Fowlkes, APP (2004)
Isaac West, FUR (2001, '04)
Cedrick Gipson, FUR (2004)
Zach McAlister, Elon (2005)
Marques Murrell, APP (2005)
Porter Johnson, CIT (2005)
Jerome Felton, FUR (2004, '06)
Tory Cooper, CIT (2006)
Trey Elder, APP (2004, '07)
Jonathan Parsons, WCU (2007)
Chris Camacho, UTC (2006-07)
Renaldo Gray, FUR (2006-07)
Mike Adams, CIT (2007)
Brandon Williams, FUR (2005, '08)
William Middleton, FUR (2007-08)
Quan Warley, WCU (2008)
Dustin Taliaferro, SAM (2008)
Asheton Jordan, CIT (2008)
Jamal Shuman, Elon (2008-09)
Bart Blanchard, CIT (2007, '09)
Van Dyke Jones, CIT (2009)
Chris Evans, SAM (2008-09)
Michael Johnson, WCU (2009)
Brandon Wiggins, Elon (2007, '10)
Brian Quick, APP (2008, '10)
Mike Hammons, UTC (2009-10)
Adam Hearn, WCU (2007, '10)
Jabari Fletcher, APP (2010)
Devon Moore, APP (2009-10)
Deion Stanley, GSU (2011)
Laron Scott, GSU (2010-11)
Kadeem Wise, UTC (2010-12)
Jamal Jackson, APP (2012)
Thomas Wilson, Elon (2011-12)
Alvin Scioneaux, WOF (2011-12)
John Law, APP (2013)
Thomas Warren, CIT (2012-13)
Jerick McKinnon, GSU (2012-13)
Kasey Redfern, WOF (2012-13)
Michael Weimer, WOF (2012-13)
Marcus McMorris, FUR (2012-13)
Gary Wilkins, FUR (2014)
Josh Kimberlin, DB, SAM (2013-14)
Davis Tull, UTC (2013-14)
Tommy Hudson, UTC (2014)
Spearmant Robinson, WCU (2014)
Aaron Miller, CIT (2014)
Greg Peranich, SAM (2014)
Michael Eubank, SAM (2015)
Tevin Floyd, LB, CIT (2015)
Aaron Sanders, VMI (2014-15)
Cory Magwood, FUR (2013, '15)
Karel Hamilton, SAM (2015-16)
John Russ, MER (2015-16)
Austin Barnard, SAM (2016-17)
Keion Crossen, WCU (2016-17)
Devin Watson, WOF (2017)
Lee Bennett, MER (2017)
Bryce Nunnally, UTC (2018)
Cole Fisher, MER (2017-18)
Grant Clemons, VMI (2019)
Jacob Godek, CIT (2019)
Marquise Blount, CIT (2019)
Joe Newman, WOF (2019)
Devin Wynn, FUR (2019)
Donnavan Spencer, WCU (2019-21)
Chris Edmonds, SAM (2020-21)
Ty Boeck, CIT (2019-21)
Jakob Herres, VMI (2019-21)
Caleb Dowden, MER (2020-21)
Yahsyn McKee, MER (2020-21)

#SoConFB

PLAYERS OF THE MONTH



2003
September
October
November

Offensive
Brian Gaither (WCU)
Alonzo Nix (UTC)
Richie Williams (APP)

December
Eric Deutsch (WOF)

2004
September
October
November

Offensive
John Taylor (Elon)
DaVon Fowlkes (APP)
Ingle Martin (FUR)

2005
September
October
November
December

Offensive
Richie Williams (APP)
Richie Williams (APP)
Jayson Foster (GSU)
Richie Williams (APP)

2006
September
October
November
December

Offensive
Eldra Buckley (UTC)
Kevin Richardson (APP)
Armanti Edwards (APP)
Kevin Richardson (APP)

2007
September
October
November

Offensive
Jayson Foster (GSU)
Scott Riddle (Elon)
Armanti Edwards (APP)

2008
September
October
November

Offensive
Jordan Sorrells (FUR)
Armanti Edwards (APP)
Armanti Edwards (APP)

2009
September
October
November

Offensive
Terrell Hudgins (Elon)
Armanti Edwards (APP)
Terrell Hudgins (Elon)

2010
September
October
November

Offensive
DeAndre Presley (APP)
Eric Breitenstein (WOF)
Scott Riddle (Elon)

2011
September
October
November

Offensive
Aaron Mellette (Elon)
Eric Breitenstein (WOF)
Aaron Mellette (Elon)

2012
September
October
November

Offensive
Jamal Jackson (APP)
Aaron Mellette (Elon)
Jacob Huesman (UTC)

2013
September
October
November

Offensive
Andy Summerlin (SAM)
Andy Summerlin (SAM)
Marcus Cox (APP)

2014
September
October
November

Offensive
Alex Lakes (MER)
Jacob Huesman (UTC)
Keon Williams (UTC)

2015
September
October
November

Offensive
Jacob Huesman (UTC)
Derrick Craine (UTC)
Devlin Hodges (SAM)

2016
September
October
November

Offensive
Tyrie Adams (WCU)
Devlin Hodges (SAM)
Devlin Hodges (SAM)

2017
September
October
November

Offensive
Tyrie Adams (WCU)
Devlin Hodges (SAM)
Devlin Hodges (SAM)

2018
September
October
November

Offensive
Tyrie Adams (WCU)
Devlin Hodges (SAM)
Devlin Hodges (SAM)

Defensive
Eddie Bell (Elon)
Rod Dunlap (WCU)
K.T. Stovall (APP)
Matt Nelson (WOF)
Matt Nelson (WOF)

Defensive
Mike Sheeley (Elon)
Greg McConico (UTC)
Chad Nkang (Elon)

Defensive
Chad Nkang (Elon)
Chad Nkang (Elon)
Chad Nkang (Elon)
Jason Hunter (APP)

Defensive
Chad Nkang (Elon)
Chad Nkang (Elon)
Chad Nkang (Elon)
Corey Lynch (APP)

Defensive
Corey Lynch (APP)
Chris Camacho (UTC)
D.J. Smith (APP)

Defensive
Seth Goldwire (WOF)
Mark LeGree (APP)
Adrian McLeod (WCU)

Defensive
D.J. Smith (APP)
Josh Beard (UTC)
Mark LeGree (APP)

Defensive
Torez Jones (WCU)
Jabari Fletcher (APP)
Brent Russell (GSU)

Defensive
Wes Dothard (UTC)
Demetrius McCray (APP)
Joshua Jones (Elon)

Defensive
Jaquiski Tartt (SAM)
Jeremy Kimbrough (APP)
Darion Sutton (SAM)

Defensive
John Law (APP)
Davis Tull (UTC)
Jaquiski Tartt (SAM)

Defensive
Gary Wilkins (FUR)
Trey Morgan (WCU)
Justin Cooper (SAM)

Defensive
Dee Delaney (CIT)
Daniel Riddle (WCU)
Tevin Floyd (CIT)

Defensive
Kailik Williams (CIT)
Shaheed Salmon (SAM)
Jaleel Green (WOF)

Defensive
Marvin Tillman (WCU)
Aron Spann III (CIT)
Shaheed Salmon (SAM)

Defensive
Jared Folks (ETSU)
Tyree Robinson (ETSU)
Adrian Hope (FUR)

2019
September
October
November

Offensive
Chris Oladokun (SAM)
Joe Newman (WOF)
Nick Tiano (UTC)

2020-21
February
March
April

Offensive
Liam Welch (SAM)
Liam Welch (SAM)
Jakob Herres (VMI)

Defensive
Willie Eubanks III (CIT)
Marquise Blount (CIT)
Jayden Pauling (WCU)

Defensive
Connor Riddle (VMI)
Chris Edmonds (SAM)
Stone Snyder (VMI)

REPEAT WINNERS

Seven times
Chad Nkang, Elon (2004-06)
Devlin Hodges, SAM (2015-18)

Five times
Armanti Edwards, APP (2006-09)

Four times
Richie Williams, APP (2003, 05)

Three times
Aaron Mellette, Elon (2011-12)
Jacob Huesman, UTC (2012, 14-15)
Tyrie Adams, WCU (2016-18)

Two times
Matt Nelson, WOF (2003)
Kevin Richardson, APP (2006)
Jayson Foster, GSU (2005, 07)
Corey Lynch, APP (2006-07)
D.J. Smith, APP (2007, 09)
Mark LeGree, APP (2008-09)
Terrell Hudgins, Elon (2009)
Scott Riddle, Elon (2007, 10)
Eric Breitenstein, WOF (2010-11)
Andy Summerlin, SAM (2013)
Jaquiski Tartt, SAM (2012-13)
Shaheed Salmon, SAM (2016-17)
Liam Welch, SAM (2020-21)



Elon's Chad Nkang was named the defensive player of the month seven times from 2004-06, taking the honor three times each in 2005 and 2006.



Appalachian State's Armanti Edwards was named the offensive player of the month five times from 2006-09.



ALL-ACADEMIC TEAMS

The Southern Conference named a Football All-Academic Team from 1974-1987, when the team was discontinued. In 2003 the team was reinstated as a part of the league's Academic Honors Program.

1974 (11)

Jimmy Lofton, VMI
Tony Farry, VMI
John Gerdelman, W&M
Jim Kleinfelder, DAV
Bill Smith, DAV
Ronnie Norman, VMI
Mark Duffner, W&M
Jeff Hosmer, W&M
Larry Lundy, ECU
Dave Grazier, W&M
Tom Fleisher, DAV

1975 (11)

Gill Beck, APP
Jeff Holcomb, FUR
Willie Freeman, FUR
Larry Lundy, ECU
Steve Patton, FUR
Mark Mosher, FUR
Andy Goss, FUR
Stan Yarborough, CIT
George Myers, APP
Ken Smith, W&M
Jeff Hosmer, W&M

1976 (11)

Kenny Caldwell, CIT
Gill Beck, APP
Ken Smith, W&M
Jeff Holcomb, FUR
Bob Bookmiller, VMI
Jimmy Kiser, FUR
Steve Patton, FUR
John Graham, FUR
Jeff Hosmer, W&M
Willie Freeman, FUR
Andy Goss, FUR

1977 (11)

Craig Jones, VMI
Gill Beck, APP
Kenny Caldwell, CIT
Bob Bookmiller, VMI
Greg Beck, VMI
Brette Simmons, FUR
Ty Smith, WCU
Jimmy Kiser, FUR
Wayne Tolleson, WCU
Bobby Peche, WCU
Ray Schaper, VMI

1978 (11)

Kenny Caldwell, CIT
Craig Jones, VMI
Bob Bookmiller, VMI
Bobby Peche, WCU
Mark Hunt, CIT
Ty Smith, WCU
Orion Rust, CIT
Jimmy Kiser, FUR
Keith Allen, CIT
Dale Ogg, VMI
David Kelly, FUR

1979 (13)

Jay Patterson, ETSU
Mark Hunt, CIT
Craig Jones, VMI
Bobby Peche, WCU
Orion Rust, CIT
Tim Cox, VMI
Steve O'Neill, FUR
Paul Gillis, CIT
Mike Alston, VMI
Scott Montgomery, FUR
Stan Stanley, FUR
David Willingham, WCU
Charlie Hughes, WCU

1980 (12)

Eric Janssen, MAR
Tom Gottwald, VMI
Jay Patterson, ETSU
Mark Hunt, CIT
Sam Kinker, MAR
Kelly Curry, CIT
Zach Kelehear, FUR
Charlie Anderson, FUR
Steve O'Neill, FUR
Rick Beasley, APP
Scott Strickland, WCU
Charlie Hughes, WCU

1981 (11)

Rick Armfield, ETSU
Jay Patterson, ETSU
Bill West, CIT
Teddy Gottwald, VMI
Mike Smith, ETSU
Bill Corn, VMI
Terry Smith, FUR
Kelly Curry, CIT
Steve O'Neill, FUR
Charlie Anderson, FUR
Scott Strickland, WCU

1982 (11)

Ralph Potter, UTC
Don Chason, WCU
Teddy Gottwald, VMI
Bill West, CIT
Jerry Rye, CIT
Scott Smith, UTC
Jack Teichmann, UTC
Steve Taylor, WCU
Bill Corn, VMI
Jeff Harper, APP
Ernest Gibson, FUR

1983 (11)

Ricky Thompson, ETSU
Ralph Potter, UTC
David Twillie, VMI
Bob Cox, DAV
Micah Downing, DAV
Steve Taylor, WCU
Mike Smith, ETSU
Bill West, CIT
David Lambert, CIT
Mitch Fontenot, UTC
Todd Dodson, APP

1984 (11)

Ricky Thompson, ETSU
Eddie Maddox, WCU
Ralph Potter, UTC

Micah Downing, DAV
Tim Lewis, MAR
David Twillie, VMI
Steve Squire, FUR
David Lambert, CIT
Steve Taylor, WCU
Rick Boden, DAV
Todd Dodson, APP

1985 (11)

Ricky Thompson, ETSU
Micah Downing, DAV
Mike Poulos, DAV
Eddie Maddox, WCU
Dan Young, VMI
Tim Lewis, MAR
David Lambert, CIT
Brian Jager, FUR
Steve Squire, FUR
John Drye, FUR
Tim Stepp, FUR

1986 (11)

Lee Duckworth, ETSU
Dan Young, VMI
Mike Poulos, DAV
Tom Frooman, CIT
Gary Stewart, DAV
Steve Squire, FUR
Tim Stepp, FUR
Mike Kissenberth, CIT
Joe Kelly, UTC
Troy DeCastro, ETSU
John Spellacy, MAR

1987 (11)

Lee Duckworth, ETSU
Jeff Legg, UTC
Dan Young, VMI
Tom Frooman, CIT
Mike Wood, FUR
Joe Kelly, UTC
Steve Colwell, UTC
Mike Kissenberth, CIT
Steve Gandy, FUR
Anthony McIntosh, VMI
Tim Stepp, FUR

No team selected, 1988-2002

2003 (29)

Eric Elsener, APP
Andrew Stamey, APP
Daniel Utley, APP
Porter Johnson, CIT
Travis Williams, ETSU
Mark Jetton, Elon
Brandon Mason, Elon
Derek Neal, Elon
Brian Simer, Elon
Brant Glover, FUR
Justin Purdue, FUR
Josh Slagle, FUR
Derrick Butler, GSU
Matt Rio, GSU
Troy Blackwell, UTC
Patrick Shutters, UTC
Brian Pesci, WCU
Chris Vought, WCU
Jason Whaley, WCU
Tim Beckner, WOF
Katon Bethay, WOF

Shane Fast, WOF
J.R. McNair, WOF
Derek Newberry, WOF
Davy Olmsted, WOF
Josh Smith, WOF
Jonathan Wheeler, WOF
Ben Whitney, WOF
Jeff Zolman, WOF

2004 (33)

Eric Elsener, APP
Wes Herlocker, APP
Andrew Stamey, APP
Daniel Utley, APP
Lukas Gleissner, CIT
Porter Johnson, CIT
Ryan Moody, CIT
Christopher Murray, CIT
Adam Peterson, CIT
Mark Jetton, Elon
Brandon Mason, Elon
Brad Bell, FUR
Adi Filipovic, FUR
Brant Glover, FUR
Justin Purdue, FUR
Josh Slagle, FUR
Clint Barbour, GSU
Derrick Butler, GSU
David Willingham, GSU
Sean Digby, UTC
Wesley Tankersley, UTC
Buck Freeman, WCU
Matt Beavin, WOF
Tim Beckner, WOF
Katon Bethay, WOF
Shane Fast, WOF
Kyle Horne, WOF
Derek Newberry, WOF
Davy Olmsted, WOF
Josh Smith, WOF
Jonathan Wheeler, WOF
Ben Whitney, WOF
Jeff Zolman, WOF

2005 (45)

Eric Eisner, APP
Russell Wilson, APP
Pierre Banks, APP
Chase Laws, APP
Daniel Orlebar, APP
Chase Carlton, CIT
Chris Murray, CIT
Adam Peterson, CIT
Mark Jetton, Elon
Greg Abbott, Elon
Reggie Hall, Elon
Danny Bobcak, Elon
Wes Pope, Elon
Jason Lotz, Elon
Joe Watson, FUR
Scott Shuford, FUR
Rico Scott, FUR
David Menocal, FUR
Adi Filipovic, FUR
Dusty Reddick, GSU
Dan Jordan, GSU
Chris Williams, GSU
Pierce Giboney, GSU
Jerry Barker, GSU
Ryan Kelly, GSU
Seth Brownlee, GSU
David Willingham, GSU

Matthew Angeloni, UTC
William Giles, UTC
Bryant Freeman, WCU
Linden Ryan, WCU
Sam Howard, WCU
Travis Hill, WCU
Stephen Brown, WCU
Josh Smith, WOF
Dave Olmsted, WOF
Katon Bethay, WOF
Derek Newberry, WOF
Brian Ford, WOF
Michael Combest, WOF
Zach Grey, WOF
Dan Tavani, WOF
Jason Leventis, WOF
Matt Beavin, WOF
Nick Robinson, WOF
Kyle Horne, WOF

2006 (45)

Pierre Banks, APP
Chase Laws, APP
Daniel Orlebar, APP
Russell Wilson, APP
Willie Rowell, CIT
Trevar Broughton, CIT
Derek Moore, CIT
Adam Peterson, CIT
Kevin McCaskill, CIT
Danny Boback, Elon
Mark Ewing, Elon
Reggie Hall, Elon
Greg Abbott, Elon
Wes Pope, Elon
Brad Bell, FUR
Jordan Sorrells, FUR
Adi Filipovic, FUR
Joe Watson, FUR
Andrew Thacker, FUR
Scott Shuford, FUR
Clay Crosby, FUR
Daniel Leagans, FUR
Dan Jordan, GSU
Chris Ashkouti, GSU
Jerry Barker, GSU
Pierce Giboney, GSU
Dusty Reddick, GSU
Robert Roulhac, GSU
David Willingham, GSU
Charlie Giacomarro, GSU
William Giles, UTC
Steven Smigelsky, UTC
Drew Walker, WCU
Justin Johnson, WCU
Marcus Brown, WCU
Kevin Adleman, WOF
Brian Ford, WOF
Michael Combest, WOF
Dan Tavani, WOF
Derek Wooten, WOF
Matt Beavin, WOF
Kyle Horne, WOF
Nick Robinson, WOF
Brent Owe, WOF
Ben Quick, WOF

2007 (58)

Russell Wilson, APP
Brad Hardee, APP
Pierre Banks, APP
Anthony Williams, APP

#SoConFB

ALL-ACADEMIC TEAMS



Cory Rycroft, APP
Chris McDowell, CIT
Ryan Keiper, CIT
Brice Peper, CIT
James Costigan, CIT
Mike Adams, CIT
Kevin McCaskill, CIT
Bart Blanchard, CIT
Jonathan Felix, CIT
Trevar Broughton, CIT
Andrew Rowell, CIT
Aaron Kelly, CIT
Clay Muirhead, CIT
Joe Watson, FUR
Bobby Yawn, FUR
Scott Shuford, FUR
Jordan Sorrells, FUR
Daniel Leagans, FUR
David Menocal, FUR
Thomas Twitty, FUR
Andrew Thacker, FUR
Jerome Felton, FUR
Patrick Sprague, FUR
Daniel Jordan, GSU
Dusty Reddick, GSU
Jerry Barker, GSU
Pierce Giboney, GSU
Charlie Giacommaro, GSU
Joe Haynie, GSU
Steven Smigelsky, UTC
Matthew Angeloni, UTC
William Giles, UTC
Thomas Hinton, UTC
Marcus Brown, WCU
Jonathan Parsons, WCU
Justin Johnson, WCU
Kadeem Morgan, WCU
Chris Collins, WCU
Joe Fornadel, WOF
Austin Palmer, WOF
Zac Grey, WOF
Kevin Adleman, WOF
Ben Quick, WOF
Dan Tavani, WOF
Brent Owen, WOF
Brian Ford, WOF
Trey Johnson, WOF
Brad Miller, WOF
Gary Blount, WOF
Derek Wooten, WOF
Travis Boyd, WOF
Kyle Lanham, WOF
Michael Combest, WOF
Patrick Mугan, WOF

2008 (55)

Pierre Banks, APP
Xan Thomas, APP
Jabari Fletcher, APP
Brad Hardee, APP
Orry Frye, APP
William Giles, UTC
Steven Smigelsky, UTC
Khirey Walker, Elon
Lance Canington, FUR
Clay Crobby, FUR
Rick Fur, FUR
Dustin Gourdin, FUR
Daniel Leagans, FUR
David Menocal, FUR
Jordan Sorrells, FUR
Thomas Twitty, FUR

Brett Layson, GSU
Adrian Mora, GSU
Ty Levie, SAM
Richie Fordham, SAM
Mitch Waters, SAM
Ryan Keiper, CIT
Samuel Keeler, CIT
Travis Ruff, CIT
Kevin McCaskill, CIT
Charles Major, CIT
Cody Wilson, CIT
Dewitt Jones, CIT
Jordan Gilmore, CIT
Jordan Panter, CIT
Jonathan Vest, CIT
Desmond Capers, CIT
Andy Horn, WCU
Chris Everett, WCU
John Julien, WCU
Josh Deaver, WCU
Quintin Phillips, WCU
Zack Jaynes, WCU
Mitch Allen, WOF
Joe Fornadel, WOF
Austin Palmer, WOF
Ben Quick, WOF
Brent Owen, WOF
Cody Van Der Linden, WOF
Travis Boyd, WOF
Brad Miller, WOF
Trey Johnson, WOF
Ben Wilmoth, WOF
Kyle Lanham, WOF
Clark Bishop, WOF
Derek Wooten, WOF
Patrick Mугan, WOF
Gary Blount, WOF
Andrew Strickland, WOF
Chris Cummings, WOF

2009 (71)

Rod Chisholm, APP
Cougar Norris, APP
Xan Thomas, APP
Tim Frye, APP
Orry Frye, APP
Brad Hardee, APP
Justin Lloyd, APP
Sam Martin, APP
Adam Miller, UTC
Brock Oliver, UTC
Joel Bradford, UTC
Steven Smigelsky, UTC
Jeff Veres, UTC
Austin Wilson, UTC
Mike Hammons, UTC
Dustin Tate, UTC
Nick Craig, UTC
Ryan Geist, UTC
Chris Shafto, Elon
Andrew McMicken, Elon
Jake Goldsberry, Elon
A.J. Harris, Elon
Khirey Walker, Elon
David Barrington, FUR
Rick Fur, FUR
Jordan Sorrells, FUR
Dustin Gourdin, FUR
Will King, FUR
Daniel Spisak, FUR
Chisom Onyeuku, FUR
Jordan Eshelman, FUR

Christopher Rogers, GSU
Cornelius (Neil) Harrell, GSU
Jeremy Towns, SAM
Dustin Taliaferro, SAM
Charlie Sanford, SAM
Cory Smith, SAM
Tyler Levie, SAM
Richie Fordham, SAM
Ryan Fordham, SAM
J. D. Lott, SAM
Ryan Keiper, CIT
John Synovec, CIT
Samuel Keeler, CIT
Travis Ruff, CIT
Jordan Panter, CIT
Toluwalase Akindede, CIT
Dewitt Jones, CIT
Davis Boyle, CIT
Leon Buncum, CIT
Austin Boyle, CIT
Cameron Turner, CIT
Jordan Gilmore, CIT
Colby McCoy, WCU
Zack Jaynes, WCU
Ricky Schwarz, WCU
Brett Allen, WCU
Michael Roulhac, WOF
Mitch Allen, WOF
Joe Fornadel, WOF
Austin Palmer, WOF
Cody Van Der Linden, WOF
Ben Wilmoth, WOF
Trey Johnson, WOF
Brad Miller, WOF
Clark Bishop, WOF
Chris Cummings, WOF
Gary Blount, WOF
Sean Lees, WOF
Brenton Bersin, WOF
Tommy Irvin, WOF

2010 (65)

Karl Anderson, APP
Blake Elder, APP
BJ Frazier, APP
Michael Frazier, APP
Orry Frye, APP
Brad Hardee, APP
Josh Jurius, APP
Sam Martin, APP
Cougar Norris, APP
Troy Sandes, APP
Toluwalase Akindede, CIT
Austin Boyle, CIT
Jeremy Buncum, CIT
Demonic Jones, CIT
VanDyke Jones, CIT
Ryan Keiper, CIT
Brandon McCladdie, CIT
Jordan Panter, CIT
Travis Ruff, CIT
John Synovec, CIT
Tyler Thornton, CIT
Alexander Wall, CIT
Kyle Herbert, Elon
John Reece, Elon
Justin Ward, Elon
Blake Thompson, Elon
A.J. Harris, Elon
Bruce Rosell, Elon
Chris Shafto, Elon
Kevin Allman, FUR

David Barrington, FUR
Jordan Eshelman, FUR
Rick Furman, FUR
Bryan Hayes, FUR
Will White, FUR
Patrick Barker, GSU
Andrew Sasser, GSU
Ritchie Fordham, SAM
Craig Millard, SAM
Michael Pendergrast, SAM
Charlie Sanford, SAM
Justin Sly, SAM
Cory Smith, SAM
Dustin Taliaferro, SAM
Joel Bradford, UTC
Mike Hammons, UTC
B.J. Coleman, UTC
Ryan Consiglio, UTC
Ryan Geist, UTC
Shane Heatherly, UTC
Adam Miller, UTC
Brock Oliver, UTC
Jeff Veres, UTC
Brett Allen, WCU
Wesley Cook, WCU
Richard Schwartz, WCU
Charles Woolwine, WCU
Mitch Allen, WOF
Clark Bishop, WOF
Calvin Cantrell, WOF
Chris Cummings, WOF
Pat Illig, WOF
Tommy Irvin, WOF
Trey Johnson, WOF
Ben Wilmoth, WOF

2011 (53)

Karl Anderson, APP
Ian Barnard, APP
Graham Fisher, APP
Orry Frye, APP
Logan Hallock, APP
Cougar Norris, APP
Troy Sanders, APP
Xan Thomas, APP
Tony Washington, APP
Tolu Akindede, CIT
Preston Bailey, CIT
Leon Buncum, CIT
Brandon McCladdie, CIT
John Synovec, CIT
Christopher Thornton, CIT
Alexander Wall, CIT
Gavin Billings, Elon
AJ Harris, Elon
John Reece, Elon
Austin Sowell, Elon
Will White, FUR
Billy Greer, GSU
Adrian Mora, GSU
Joe Collins, SAM
Phillip Ketcham, SAM
Ben Neill, SAM
Greg Peranich, SAM
Michael Pendergast, SAM
Charlie Sanford, SAM
Justin Sly, SAM
Dustin Taliaferro, SAM
Noah Wilson, SAM
Joel Bradford, UTC
Taylor Dodds, UTC
Mike Hammons, UTC

Adam Miller, UTC
C.J. Murrell, UTC
Brock Oliver, UTC
Nick Pollard, UTC
Brett Allen, WCU
Wesley Cook, WCU
Rory Pearson, WCU
Dan Polaski, WCU
Ricky Schwarz, WCU
Marcus Stokes, WCU
Rock Williams, WCU
Walt Woolwine, WCU
Mitch Allen, WOF
Calvin Cantrell, WOF
Tymeco Gregory, WOF
Ryan Petrea, WOF
Thomas Simmson, WOF
James Zotto, WOF

2012 (58)

Karl Anderson, APP
Ian Barnard, APP
Graham Fisher, APP
Logan Hallock, APP
Troy Sanders, APP
Adam Scott, APP
Michael Washington, APP
Austin Boyle, CIT
Davis Boyle, CIT
Douglas German, CIT
Brandon McCladdie, CIT
Oyeyemi Oyegunle, CIT
Carson Smith, CIT
Walker Smith, CIT
Thomas Warren, CIT
Gavin Billings, Elon
Thomas McGuire, Elon
Austin Sowell, Elon
Dennis Wagner, Elon
Justin Ward, Elon
Miles Williams, Elon
Ernie Cain, FUR
Carson Parker, FUR
Gary Scott, FUR
Will White, FUR
Garrett Frye, GSU
Michael O'Neal, SAM
Greg Peranich, SAM
Michael Pendergrast, SAM
Charlie Sanford, SAM
Justin Sly, SAM
Jeremy Towns, SAM
Zeke Walters, SAM
Bobby Wilson, SAM
Bryn Oliver, UTC
Adam Miller, UTC
Nick Pollard, UTC
Jacob Huesman, UTC
C.J. Murrell, UTC
Davis Tull, UTC
Wesley Cook, WCU
K.P. Hicks, WCU
David Giron, WCU
Conner Orr, WCU
Dan Polaski, WCU
Bevan Robbs, WCU
Clark Sechrest, WCU
Richard Sigmon, WCU
Marcus Stokes, WCU
Rock Williams, WCU
Calvin Cantrell, WOF
Rob Greene, WOF

Paul Inclan, WOF
James Lawson, WOF
Zach Murray, WOF
Thomas Simmons, WOF
Kane Sherrill, WOF
James Zotto, WOF

2013 (62)

Karl Anderson, APP
Josh Anding, APP
Barrett Burns, APP
Austin Chambers, APP
Graham Fisher, APP
Logan Hallock, APP
Jacob McCann, APP
Tony Washington, APP
Cullen Brown, CIT
Joe Crochet, CIT
Preston Durham, CIT
Eric Goins, CIT
Brandon McCladdie, CIT
Walker Smith, CIT
Thomas Warren, CIT
Jacob Ingle, Elon
John Loughery, Elon
Thomas McGuire, Elon
Austin Sowell, Elon
Dennis Wagner, Elon
Ernie Cain, FUR
Reese Hannon, FUR
Gibson Klapthor, FUR
Andy McMillan, FUR
Chad Scott, FUR
Tanner Skogen, FUR
Matthew Dobson, GSU
Garrett Frye, GSU
Hunter Lamar, GSU
Jeffery Ward, GSU
Gunnar Bromelow, SAM
Greg Peranich, SAM
Brinson Porter, SAM
Michael O'Neal, SAM
Ben Neill, SAM
Hans Rice, SAM
Andy Summerlin, SAM
Jeremy Towns, SAM
Zeke Walters, SAM
Bobby Wilson, SAM
C.J. Murrell, UTC
Kevin Neithammer, UTC
Nick Pollard, UTC
Beau Simmons, UTC
Davis Tull, UTC
Chandler Addertion, WCU
Sertonuse Harris, WCU
K.P. Hicks, WOF
Darius Ramsey, WCU
London Richardson, WCU
Clark Sechrest, WCU
Richard Sigmon, WCU
Jake Thornton, WCU
T.J. Chamberlain, WOF
Robert Greene, WOF
Octavius Harden, WOF
Paul Inclan, WOF
Marcus Isom, WOF
James Lawson, WOF
Kane Sherrill, WOF
Kevin Thomas, WOF
James Zotto, WOF

2014 (66)

Joe Crochet, CIT
Eric Goins, CIT
Nick Jeffreys, CIT
Austin Jordan, CIT
Craig Miller, CIT
Hunter Morris, CIT
Isaiah Pinson, CIT
Carson Smith, CIT
Walker Smith, CIT
Will Vanvick, CIT
Kyle Weaver, CIT
Ernie Cain, FUR
Duncan Fletcher, FUR
Andy McMillan, FUR
Chad Scott, FUR
Dillon Woodruff, FUR
John Garrett Abernathy, MER
Robert Brown, MER
Devin Davidson, MER
Rob East, MER
Mike Gray, MER
Cody Jones, MER
James Palmer, MER
Grant Radakovich, MER
John Russ, MER
Kirby Southard, MER
Brett Steverson, MER
Michael Wagner, MER
Tyler Ward, MER
Avery White, MER
Gunnar Bromelow, SAM
Wesley Carter, SAM
Reece Everett, SAM
Michael O'Neal, SAM
Greg Peranich, SAM
Brinson Porter, SAM
Ryan Bossung, UTC
Derrick Craine, UTC
Kevin Niethammer, UTC
Nick Pollard, UTC
Jacob Revis, UTC
Jerkerious Scott, UTC
Hunter Townson, UTC
Davis Tull, UTC
Hayden Alford, VMI
Al Cobb, VMI
Chris Copeland, VMI
K.P. Hicks, WCU
Andrew Mayton, WCU
Lee Patillo, WCU
Fred Payne, WCU
Darius Ramsey, WCU
Richard Sigmon, WCU
Taylor Bragg, WOF
Nick Colvin, WOF
Steven Cornellier, WOF
Octavius Harden, WOF
Cole Higbie, WOF
Brody Hingst, WOF
Marcus Isom, WOF
David Marvin, WOF
Paul Nelson, WOF
T.J. Novotny, WOF
Brian Sanders, WOF
Kevin Thomas, WOF
Anton Wharby, WOF

2015 (81)

Caleb Bennett, CIT
Tyus Carter, CIT
Joe Crochet, CIT

Brandon Eakins, CIT
Eric Goins, CIT
Nick Jeffreys, CIT
Craig Miller, CIT
Myles Pierce, CIT
Lee Riley, CIT
Will Vanvick, CIT
Kyle Weaver, CIT
Duncan Fletcher, FUR
Reese Hannon, FUR
Carl Rider, FUR
Andy Schumpert, FUR
Chad Scott, FUR
Dillon Woodruff, FUR
John Abernathy, MER
Samuel Arrington, MER
Lee Bennett, MER
Robert Brown, MER
Devin Davidson, MER
Robert East, MER
Michael Gray, MER
Brandon Gurley, MER
Cody Jones, MER
CJ Kleckley, MER
Philip Lieb, MER
Thomas Marchman, MER
Arterrious Mitchell, MER
Grant Radakovich, MER
Zechariah Rice, MER
John Russ, MER
Kirby Southard, MER
Tyler Ward, MER
Avery White, MER
Charles Yates, MER
Gunnar Bromelow, SAM
Greg Peranich, SAM
Carter McManes, SAM
Anthony Pistelli, SAM
Jacob Wilks, SAM
Derek Slaughter, SAM
Cody Bennett, UTC
Jacob Revis, UTC
Nikolay Timoshchuk, UTC
Ryan Bossung, UTC
Derrick Craine, UTC
Alex Hooper, UTC
Hunter Townson, UTC
Hayden Alford, VMI
Al Cobb, VMI
Chris Copeland, VMI
Patrick Doucette, VMI
Brian Ellis, VMI
Ryan Francis, VMI
Scott Frazier, VMI
Chad Jacob, VMI
Andrew Lewis, VMI
Tony Richardson, VMI
Greg Sanders, VMI
Chandler Addertion, WCU
Derrick Davis, WCU
Blake Metcalf, WCU
A.J. Newman, WCU
London Richardson, WCU
Daniel Riddle, WCU
Kaleb Spry, WCU
Zach Weeks, WCU
Taylor Bragg, WOF
Logan Christian, WOF
Nick Colvin, WOF
Steven Cornellier, WOF
Jared Jacon-Duffy, WOF
David Marvin, WOF

Paul Nelson, WOF
T.J. Novotny, WOF
John Patterson, WOF
Brian Sanders, WOF
Anton Wahrby, WOF
Hunter Windham, WOF

2016 (90)

Ken Allen, CIT
Jordan Black, CIT
Tyus Carter, CIT
Joe Crochet, CIT
Jonathan Dorogy, CIT
Nick Jeffreys, CIT
Patrick Keefe, CIT
Myles Pierce, CIT
Will Vanvick, CIT
Kyle Weaver, CIT
Samuel Wike, ETSU
Alston Quillin, ETSU
Haddon Hill, ETSU
Jack Jones, ETSU
Austin Herink, ETSU
Christopher Bouyer, ETSU
Johnathon Jerman, ETSU
Kobe Kelley, ETSU
Christopher Jackson, ETSU
Austin Gatewood, ETSU
Kevin McConnell, ETSU
Jackson Buonamia, FUR
Duncan Fletcher, FUR
Reese Hannon, FUR
Carl Rider, FUR
Brian Ross, FUR
Andy Schumpert, FUR
Chad Scott, FUR
Wade Smith, FUR
Tosin Aguebor, MER
Samuel Arrington, MER
Lemarkus Bailey, MER
Robert Brown, MER
Sytavious Brown, MER
Tanner Brumby, MER
Coleman Fisher, MER
Michael Gray, MER
Brandon Gurley, MER
Dorian Kithcart, MER
Clifford Kleckley, MER
Philip Lieb, MER
Corey Lockett, MER
Thomas Marchman, MER
Steven Nixon, MER
John Russ, MER
Tyler Ward, MER
Charles Yates, MER
Reece Everett, SAM
Carter McManes, SAM
Mitchell Smith, SAM
Ryan White, SAM
Cody Bennett, UTC
Colin Brewer, UTC
Derrick Craine, UTC
Alex Hooper, UTC
Branden Parker, UTC
Hunter Townson, UTC
Alex Trotter, UTC
Zach Baker, VMI
Al Cobb, VMI
Patrick Doucette, VMI
Tyler Fedison, VMI
Ryan Francis, VMI
Scott Frazier, VMI

Chad Jacob, VMI
Andrew Lewis, VMI
Tony Richardson, VMI
Greg Sanders, VMI
Chandler Addertion, WCU
Ian Berryman, WCU
Nathan Dalton, WCU
Corey Holloway, WCU
Ethan James, WCU
Tyler Junius, WCU
Andrew Mayton, WCU
A.J. Newman, WCU
Daniel Riddle, WCU
Kaleb Spry, WCU
Jerod Walls, WCU
Zach Weeks, WCU
Nick Colvin, WOF
Steven Cornellier, WOF
Jared Jacon-Duffy, WOF
David Marvin, WOF
T.J. Novotny, WOF
John Patterson, WOF
Malik Rivera, WOF
Brian Sanders, WOF
Anton Wahrby, WOF
Hunter Windham, WOF

2017 (81)

Carl Cunningham Jr., CIT
Cody Floyd, CIT
Jacob Godek, CIT
Cam Jackson, CIT
Patrick Keefe, CIT
Jonathan King, CIT
Myles Pierce, CIT
Blake Bockrath, ETSU
Chris Bouyer, ETSU
Eddie Gajardo, ETSU
Austin Gatewood, ETSU
JD Griffin, ETSU
Austin Herink, ETSU
Haddon Hill, ETSU
JJ Jerman, ETSU
Kobe Kelley, ETSU
Trey Quilin, ETSU
Braxton Richburg, ETSU
Austin Rowan, ETSU
Myles Smith, ETSU
Jajuan Stinson, ETSU
Hunter Wike, ETSU
Cole Kennedy, FUR
Reed Kroeber, FUR
Bo Layton, FUR
Jack Owen, FUR
Harris Roberts, FUR
Sean Rusnak, FUR
Andy Schumpert, FUR
Wade Smith, FUR
Jonah Tibbs, FUR
Dillon Woodruff, FUR
Tucker Cannon, MER
Logan Craighead, MER
Cole Fisher, MER
Jake Flath, MER
Brandon Gurley, MER
Dorian Kithcart, MER
Alex Lakes, MER
Thomas Marchman, MER
Ryan May, MER
Tee Mitchell, MER
Steven Nixon, MER
Sidney Otiwu, MER

ALL-ACADEMIC TEAMS



Jack Raines, MER
Brumby Tanner, MER
Chase Westfall, MER
Austin Wysor, MER
Caleb Yates, MER
Austin Barnard, SAM
Alec Happel, SAM
Reid Hulgan, SAM
Carter McManes, SAM
Matthew Pittarelli, SAM
Jordan Weaver, SAM
Rashun Freeman, UTC
Alex Hooper, UTC
Jerrell Lawson, UTC
Branden Parker, UTC
Hawk Schrider, UTC
Cole Strange, UTC
Zach Baker, VMI
Patrick Doucette, VMI
Ryan Francis, VMI
Jake Paladino, VMI
Tony Richardson, VMI
Greg Sanders, VMI
Matthew Bair, WCU
Ian Berryman, WCU
Nathan Dalton, WCU
Tyler Junius, WCU
A.J. Newman, WCU
Tanner Poindexter, WCU
Daniel Riddle, WCU
Jerod Walls, WCU
Zach Weeks, WCU
Jared Jacon-Duffy, WOF
Blake Jeresaty, WOF
Michael Ralph, WOF
Malik Rivera, WOF
Liam Ronan, WOF

2018 (79)

Aaron Brawley, CIT
Sean-Thomas Faulkner, CIT
Jacob Godek, CIT
Patrick Keefe, CIT
Brandon Rainey, CIT
Gage Russell, CIT
Dante Smith, CIT
Raleigh Webb, CIT
Denzel Wright, CIT
Chris Bouyer, ETSU
Eddie Gajardo, ETSU
Austin Gatewood, ETSU
Austin Herink, ETSU
Haddon Hill, ETSU
JJ Jerman, ETSU
Kobe Kelley, ETSU
Greg McCloud, ETSU
Cameron Parker, ETSU
Matt Thompson, ETSU
Dylan Weigel, ETSU
Grayson Atkins, FUR
Reed Kroeber, FUR
Bo Layton, FUR
Jack Owen, FUR
Harris Roberts, FUR
Wade Smith, FUR
Guysen Bohler, MER
Michael Cannon, MER
Thomas Craighead, MER
Coleman Fisher, MER
John Flath, MER
Charles Frost, MER
Brandon Gurley, MER

John Iorillo, MER
Barron King, MER
Dorian Kithcart, MER
Connor Krieger, MER
Arterious Mitchell, MER
Steven Nixon, MER
Sidney Otiwu, MER
Andrew Pettit, MER
John Raines, MER
Matthew Shiel, MER
Carl Westfall, MER
Austin Wysor, MER
Nicholas Barton, SAM
Nathan East, SAM
Matthew Pittarelli, SAM
John Staton, SAM
Jordan Weaver, SAM
Colin Brewer, UTC
Marshall Cooper, UTC
Rashun Freeman, UTC
Jerrell Lawson, UTC
Jared Nash, UTC
Bryce Nunnally, UTC
Hawk Schrider, UTC
Jonathan Stovall, UTC
Cole Strange, UTC
Alex Trotter, UTC
Zach Baker, VMI
Brad Davis, VMI
Reed King, VMI
Jake Paladino, VMI
Colby Rider, VMI
A.J. Smith, VMI
Jordan Ward, VMI
Kenny Benton, WCU
Ian Berryman, WCU
Nathan Dalton, WCU
Alan Harris, WCU
Corey Holloway, WCU
Will Jones, WCU
Kaleb Spry, WCU
Grady Thomas, WCU
Zach Weeks, WCU
John Beckley, WOF
Blake Jeresaty, WOF
Garrison Moore, WOF
Michael Ralph, WOF
Andy Riazzi, WOF
Weston Rountree, WOF
Ryan Titus, WOF
Brandon Zamary, WOF

2019 (79)

Aaron Brawley, CIT
Matt Campbell, CIT
Thomas Crawford, CIT
Sean-Thomas Faulkner, CIT
Jacob Godek, CIT
Elijah Lowe, CIT
Brandon Rainey, CIT
Gage Russell, CIT
Dante Smith, CIT
Raleigh Webb, CIT
Denzel Wright, CIT
Nate Adkins, ETSU
Ben Blackmon, ETSU
Eddie Gajardo, ETSU
Dustin Nickle, ETSU
Cameron Parker, ETSU
Austin Rowan, ETSU
Chase Abshier, FUR
Grayson Atkins, FUR

Jack Hardin, FUR
Reed Kroeber, FUR
Bo Layton, FUR
Jack Owen, FUR
Hamp Sisson, FUR
Michael Cannon, MER
Willie Coneway, MER
Thomas Craighead, MER
John Flath, MER
Collin Foster, MER
Charles Frost, MER
John Iorillo, MER
Eric Jackson, MER
Barron King, MER
Dorian Kithcart, MER
Conner Krieger, MER
Landon Miller, MER
Sidney Otiwu, MER
Loy Peppers, MER
Andrew Pettit, MER
John Raines, MER
Robert Riddle, MER
Carl Westfall, MER
Nicholas Barton, SAM
Nathan East, SAM
Mitchell Fineran, SAM
Luke Hill, SAM
Jonathan Moore, SAM
Gavin Orr, SAM
Matthew Pittarelli, SAM
Bradley Porcellato, SAM
Chandler Smith, SAM
Kendall Watson, SAM
Colin Brewer, UTC
Thomas Burks, UTC
Marshall Cooper, UTC
Rashun Freeman, UTC
Jack Keebler, UTC
Jerrell Lawson, UTC
Bryce Nunnally, UTC
CaMiron Smith, UTC
Christian Snyder, UTC
Jonathan Stovall, UTC
Cole Strange, UTC
Nick Tiano, UTC
Brad Davis, VMI
Michael Jackson, VMI
Reed King, VMI
Colby Rider, VMI
Jonathan Tobin, VMI
Jordan Ward, VMI
Clayton Bardall, WCU
Allan Harris, WCU
Ezekiel Jennette, WCU
Will Jones, WCU
Grady Thomas, WCU
John Beckley, WOF
Blake Jeresaty, WOF
Garrison Moore, WOF
Liam Ronan, WOF

2020-21 (83)

Marquise Blount, CIT
Logan Braucht, CIT
Matt Campbell, CIT
Thomas Crawford, CIT
Andy Davis, CIT
Tyler Long, CIT
Cole Owens, CIT
Jay Smith, CIT
Johnathan Toole, CIT
Cooper Wallace, CIT

Raleigh Webb, CIT
Nate Adkins, ETSU
Max Evans, ETSU
Alijah Huzzie, ETSU
Tyler Keltner, ETSU
Chandler Mullins, ETSU
Dawson Pierson, ETSU
Timothy Stayskal, ETSU
Zach West, ETSU
Chase Abshier, FUR
Timmy Bleekrode, FUR
Clark Daniel, FUR
Jacob Johannning, FUR
Reed Kroeber, FUR
Nicky Kuzemka, FUR
Jack Owen, FUR
Hugh Ryan, FUR
Hamp Sisson, FUR
Kashawn Baker, MER
Matthew Burke, MER
Caleb Dowden, MER
Devin Folser, MER
Collin Foster, MER
Trey Iorillo, MER
Deondre Johnson, MER
Barron King, MER
Conner Krieger, MER
Zachary Lassiter, MER
Bryce Lawrence, MER
Landon Miller, MER
Drake Starks, MER
Lance Wise, MER
Ty Boles, SAM
Dakota Chapman, SAM
Nathan East, SAM
Mitchell Fineran, SAM
Nick Jackson, SAM
Armond Lloyd, SAM
Jonathan Moore, SAM
Bradley Porcellato, SAM
Tyler Russell, SAM
Grant Urenovitch, SAM
Kendall Watson, SAM
Tyron Arnett, UTC
Drayton Arnold, UTC
Gabe Boring, UTC
Evan Brown, UTC
McClendon Curtis, UTC
Rashun Freeman, UTC
Kohl Henke, UTC
Jerrell Lawson, UTC
Andrew Manning, UTC
Cody Olszewski, UTC
Cameron Perry, UTC
CaMiron Smith, UTC
Christian Snyder, UTC
Cole Strange, UTC
Brad Davis, VMI
Michael Jackson, VMI
Jonathan Tobin, VMI
Aaron Vardell, VMI
Jordan Ward, VMI
Clayton Bardall, WCU
Will Jones, WCU
Richard McCollum, WCU
Micah Nelson, WCU
Elijah Ball, WOF
John Beckley, WOF
John Harrington, WOF
Garrison Moore, WOF
Jaxen Rogers, WOF
James Wells, WOF

Jim Welsh, WOF



WINS VERSUS FBS SCHOOLS

Appalachian State 34, No. 5 Michigan 32 Sept. 1, 2007

ANN ARBOR, Mich. – Julian Rauch’s 24-yard field goal with 26 seconds left put Appalachian State ahead of Michigan and Corey Lynch blocked a field goal in the final seconds to seal one of college football’s biggest upsets as the Mountaineers prevailed over the fifth-ranked Wolverines, 34-32, in front of 109,218 fans. The win marked the first-ever FCS win over a ranked FBS opponent.

“We’re still sort of shocked,” coach Jerry Moore said after being carried off the field by his players.

Appalachian State’s victory prompted the Associated Press to allow FCS teams to be considered for inclusion in the 71-year-old poll for the first time.

	1Q	2Q	3Q	4Q	F
Appalachian State	7	21	3	3	- 34
Michigan	14	3	9	6	- 32



Corey Lynch (47) blocked Michigan’s last-second field-goal try to seal Appalachian State’s historic win in the “Big House.”

SoCon wins over FBS opponents (30)

- 1982 Furman 28, South Carolina 23
- 1983 Furman 17, Georgia Tech 14
- 1983 Chattanooga 38, Louisiana-Lafayette 14
- 1983 Appalachian State 27, Wake Forest 25
- 1984 Chattanooga 9, Louisiana-Lafayette 7
- 1984 Furman 34, North Carolina State 30
- 1985 Furman 42, North Carolina State 20
- 1987 ETSU 29, North Carolina State 14
- 1988 The Citadel 42, Navy 35
- 1988 Appalachian State 34, Wake Forest 34
- 1989 Appalachian State 15, Wake Forest 10
- 1989 The Citadel 14, Navy 10
- 1990 The Citadel 38, South Carolina 35
- 1991 The Citadel 20, Army 14
- 1991 Appalachian State 17, Wake Forest 3
- 1992 The Citadel 10, Arkansas 3
- 1992 The Citadel 15, Army 14
- 1995 Appalachian State 24, Wake Forest 22
- 1998 Appalachian State 30, Wake Forest 27
- 1999 Furman 28, North Carolina 3
- 2000 Wofford 24, Louisiana-Monroe 6
- 2000 Appalachian State 20, Wake Forest 16
- 2004 Georgia Southern 53, Florida International 32
- 2007 Appalachian State 34, No. 5 Michigan 32
- 2013 Samford 31, Georgia State 21
- 2013 Chattanooga 42, Georgia State 14
- 2013 Georgia Southern 26, Florida 20
- 2015 Furman 16, UCF 15
- 2015 The Citadel 23, South Carolina 22
- 2019 The Citadel 27, Georgia Tech 24 (OT)

Furman 28, North Carolina 3 Oct. 30, 1999




Louis Ivory rushed for 177 yards and a touchdown as Furman manhandled North Carolina, 28-3.

Wofford 24, Louisiana-Monroe 6 Nov. 18, 2000



QB Travis Wilson rushed for a pair of scores as Wofford topped Louisiana-Monroe, 24-6.

The Citadel 10, Arkansas 3 Sept. 5, 1992



All-American fullback Everette Sands of The Citadel powered past Arkansas, 10-3, in the Razorbacks’ first game as an SEC school.

#SoConFB

~~~ TOTAL OFFENSE ~~~

MOST PLAYS

Half

59, Michael Payton (MAR) vs. Western Carolina, Oct. 31, 1992
 48, Devlin Hodges (SAM) at Mississippi St., Oct. 29, 2016 (2nd)
 47, DeAndre Presley (APP) vs. Villanova, Dec. 11, 2010 (2nd)
 47, Devlin Hodges (SAM) at Kennesaw St., Nov. 25, 2017 (2nd)
 45, Devlin Hodges (SAM) at The Citadel, Nov. 10, 2018 (1st)
 44, Andy Summerlin, (SAM) at Furman, Nov. 9, 2013 (2nd)
 44, Reece Udinski (VMI) at Western Caro., Sept. 22, 2018 (2nd)
 43, Devlin Hodges (SAM) vs. Chattanooga, Oct. 28, 2017 (1st)
 42, Devlin Hodges (SAM) at Western Caro., Sept. 23, 2017 (2nd)
 41, Reece Udinski (VMI) at Western Caro., March 6, 2021 (1st)

Game

86, Devlin Hodges (SAM) at Mississippi State, Oct. 29, 2016
 80, Reece Udinski (VMI) at Western Carolina, Sept. 22, 2018
 79, Devlin Hodges (SAM) at The Citadel, Nov. 10, 2018
 77, Troy Mitchell (WCU) at South Florida, Aug. 30, 2014
 77, Devlin Hodges (SAM) at Western Carolina, Oct. 24, 2015
 74, Michael Payton (MAR) vs. Western Carolina, Oct. 31, 1992
 74, Devlin Hodges (SAM) at Kennesaw State, Nov. 25, 2017
 74, Reece Udinski (VMI) vs. Mercer, Sept. 29, 2018
 73, Tony Petersen (MAR) vs. Western Carolina, Nov. 14, 1987
 73, Reece Udinski (VMI) at ETSU, Sept. 14, 2019

Season

641, Devlin Hodges (SAM), 2016
 640, Devlin Hodges (SAM), 2018
 623, Devlin Hodges (SAM), 2017
 622, Scott Riddle (Elon), 2007
 600, Reece Udinski (VMI), 2018
 537, Andy Summerlin (SAM), 2013
 533, Reece Udinski (VMI), 2019
 527, Jacob Huesman (UTC), 2014
 524, Chris Sanders (UTC), 1999
 520, Chris Sanders (UTC), 2000
 520, Jamal Jackson (APP), 2012

Career

2,266, Devlin Hodges (SAM), 2015-18
 2,069, Scott Riddle (Elon), 2007-2010
 1,935, Armanti Edwards (APP), 2006-09
 1,892, Jacob Huesman (UTC), 2012-15
 1,766, Tyrie Adams (WCU), 2016-19
 1,450, Reece Udinski (VMI) 2017-21
 1,425, Dustin Taliaferro (SAM), 2008-11
 1,411, Richie Williams (APP), 2002-05
 1,348, Greg Ryan (ETSU), 1993-96
 1,335, D.J. Campbell (APP), 1989-92

MOST TOTAL YARDS

Game

586, Devlin Hodges (SAM) at Western Caro., Oct. 6, 2018
 581, Liam Welch (SAM) vs. VMI, March 20, 2021
 570, Cedric Stevens (UTC) vs. Appalachian St., Oct. 30, 2004
 545, Tyrie Adams (WCU) at Mercer, Oct. 20, 2018
 530, Devlin Hodges (SAM) at Western Caro., Sept. 23, 2017
 526, Chris Sanders (UTC) vs. Furman, Nov. 20, 1999
 517, Richie Williams (APP) vs. Chattanooga, Oct. 30, 2004
 516, Scott Riddle (Elon) vs. Furman, Nov. 3, 2007
 513, Devlin Hodges (SAM), at Mississippi St., Oct. 29, 2016
 510, Tyrie Adams (WCU) vs. Gardner-Webb, Sept. 10, 2016

Season

4,596, Devlin Hodges (SAM), 2018
 4,310, Devlin Hodges (SAM), 2016
 4,138, Devlin Hodges (SAM), 2017
 3,970, Armanti Edwards (APP), 2009
 3,843, Armanti Edwards (APP), 2008
 3,756, Chris Sanders (UTC), 2000
 3,745, Richie Williams (APP), 2005
 3,740, Jacob Huesman (UTC), 2014
 3,738, Scott Riddle (Elon), 2007
 3,649, Tony Petersen (MAR), 1987

Career

15,601, Devlin Hodges (SAM), 2015-18
 14,753, Armanti Edwards (APP), 2006-09
 13,147, Scott Riddle (Elon), 2007-10
 12,248, Jacob Huesman (UTC), 2012-15
 11,525, Tyrie Adams (WCU), 2016-19
 9,397, Troy Mitchell (WCU), 2012-15
 9,370, Richie Williams (APP), 2002-05
 8,711, Todd Wells (ETSU), 1997-00
 8,086, John Russ (MER), 2014-16

8,019, Al Cobb (VMI), 2014-16

MOST TOUCHDOWNS RESPONSIBLE FOR (touchdowns scored and passed for)

Game

9, Allen McCune (WVU) vs. Pittsburgh, Oct. 2, 1965
 8, Chris Forcier (FUR) vs. Presbyterian, Sept. 24, 2011
 7, Chris Sanders (UTC) vs. Mississippi Valley State, Sept. 16, 2000
 7, Armanti Edwards (APP) vs. Richmond, Dec. 7, 2007
 7, Devlin Hodges (SAM) vs. Western Caro., Oct. 6, 2018
 7, Devlin Hodges (SAM) vs. VMI, Oct. 13, 2018
 7, Chris Oladokun (SAM) at Tennessee Tech, Aug. 31, 2019
 6, 20 times
 Last: Alex Ramsey (VMI) vs. Samford, Oct. 12, 2019

Season

41, Armanti Edwards (APP), 2008
 40, Scott Riddle (Elon), 2007
 40, Devlin Hodges (SAM), 2016
 40, Devlin Hodges (SAM), 2018
 38, Chaz Williams (GSU), 2004
 38, Armanti Edwards (APP), 2007
 37, Jacob Huesman (UTC), 2014
 36, Chaz Williams (GSU), 2002
 34, DeAndre Presley (APP), 2010
 34, Devlin Hodges (SAM), 2017

Career

139, Armanti Edwards (APP), 2006-09
 128, Devlin Hodges (SAM), 2015-18
 120, Scott Riddle (Elon), 2007-10
 107, Jacob Huesman (UTC), 2012-15
 85, Chaz Williams (GSU), 2001-04
 82, Tyrie Adams (WCU), 2016-19
 81, Richie Williams (APP), 2002-05
 77, Jayson Foster (GSU), 2004-07
 75, John Russ (MER), 2014-16
 71, Greg Hill (GSU), 1996-99

MOST GAMES 250 OR MORE TOTAL YARDS

Season

11, Devlin Hodges (SAM), 2016
 11, Devlin Hodges (SAM), 2017
 10, Armanti Edwards (APP), 2008
 10, Scott Riddle (Elon), 2007
 10, Jamal Jackson (APP), 2012
 10, Devlin Hodges (SAM), 2018
 9, Chris Sanders (UTC), 2000
 9, Armanti Edwards (APP), 2007
 9, Armanti Edwards (APP), 2009
 9, DeAndre Presley (APP), 2010

Career

38, Devlin Hodges (SAM), 2015-18
 35, Armanti Edwards (APP), 2006-09
 28, Scott Riddle (Elon), 2007-10
 24, Jacob Huesman (UTC), 2012-15
 24, Tyrie Adams (WCU), 2016-19
 17, Troy Mitchell (WCU), 2012-15
 17, Reece Udinski (VMI), 2017-21
 16, Chris Sanders (UTC), 1999-00
 16, Al Cobb (VMI), 2014-16
 15, Jamal Jackson (APP), 2010-13

MOST CONSECUTIVE GAMES 250 OR MORE TOTAL YARDS

Season

10, Scott Riddle (Elon), 2007
 10, Devlin Hodges (SAM), 2016
 9, Devlin Hodges (SAM), 2017
 8, Reece Udinski (VMI), 2019
 7, Chris Sanders (UTC), 2000
 7, Thomas Wilson (Elon), 2012
 7, Andy Summerlin (SAM), 2013
 6, Devlin Hodges (SAM), 2018
 6, Liam Welch (SAM), 2020-21
 5, Armanti Edwards (APP), 2008
 5, Armanti Edwards (APP), 2009
 5, Jamal Jackson (APP), 2012
 5, Jacob Huesman (UTC), 2014

MOST GAMES 300 OR MORE TOTAL YARDS

Season

10, Devlin Hodges (SAM), 2016
 10, Devlin Hodges (SAM), 2018
 8, Scott Riddle (Elon), 2007
 8, Armanti Edwards (APP), 2009
 8, Devlin Hodges (SAM), 2017
 7, Richie Williams (APP), 2004

7, Armanti Edwards (APP), 2008
 7, Jamal Jackson (APP), 2012
 7, Jacob Huesman (UTC), 2015
 7, Tyrie Adams (WCU), 2018

Career

32, Devlin Hodges (SAM), 2015-18
 24, Armanti Edwards (APP), 2006-09
 20, Scott Riddle (Elon), 2007-2010
 16, Tyrie Adams (WCU), 2016-19
 15, Jacob Huesman (UTC), 2012-15
 12, Chris Sanders (UTC), 1999-00
 11, Al Cobb (VMI), 2014-16
 10, Jamal Jackson (APP), 2010-2013
 9, Thomas Wilson (Elon), 2009-12
 9, Troy Mitchell (WCU) 2012-15

HIGHEST AVERAGE GAIN PER PLAY

Game (minimum 20 plays)

17.00 (29-493), Michael Payton (MAR) vs. VMI, Nov. 16, 1991
 15.16 (31-470), Chris Oladokun (SAM) at Tenn. Tech, Aug. 31, 2019
 15.08 (24-362), Greg Hill (GSU) vs. Furman, Nov. 7, 1998

Season (minimum 1,500 yards)

9.09 (258-2,346), Greg Hill (GSU), 1999
 8.94 (266-2,379), Michael Payton (MAR), 1991
 8.65 (257-2,222), Bobby Lamb (FUR), 1985
 8.60 (323-2,779), P.J. Blazejowski (FUR), 2017
 8.29 (307-2,545), Liam Welch (SAM), 2020-21
 8.03 (384-3,082), Ingle Martin (FUR), 2004
 8.02 (260-2,084), Ben Widmyer (WOF), 2008
 8.00 (255-2,039), Joe Newman (WOF), 2019
 7.88 (313-2,468), Lonnie Galloway (WCU), 1992
 7.71 (515-3,970), Armanti Edwards (APP), 2009

Career (minimum 3,000 yards)

7.76 (809-6,277), Ingle Martin (FUR), 2004-05
 7.62 (1,935-14,753), Armanti Edwards (APP), 2006-09
 7.330 (911-6,678), Greg Hill (GSU), 1996-99
 7.329 (661-4,845), Bobby Lamb (FUR), 1982-85
 6.89 (992-6,832), Lonnie Galloway (WCU), 1990-93
 7.00, Michael Payton (MAR), 1989-92
 6.94 (1,044-7,247), Chris Sanders (UTC), 1999-00
 6.91 (839-5,801) P.J. Blazejowski (FUR), 2014-17
 6.88 (2,266-15,601), Devlin Hodges (SAM), 2015-18
6.85 (526-3,604), Liam Welch (SAM), 2016-present

RUSHING AND PASSING FOR 4,000 YARDS

Career

Armanti Edwards (APP), 2006-09 (4,361 rush, 10,392 pass)
 Jacob Huesman (UTC), 2012-15 (4,051 rush, 8,197 pass)

RUSHING AND PASSING FOR 3,000 YARDS

Career

Armanti Edwards (APP), 2006-09 (4,361 rush, 10,392 pass)
 Greg Hill (GSU), 1996-99 (3,309 rush, 3,369 pass)
 Jacob Huesman (UTC), 2012-15 (4,051 rush, 8,197 pass)

RUSHING AND PASSING FOR 1,000 YARDS

Season

3,740, Jacob Huesman (UTC), 2014 (1,009 rush, 2,731 pass)
 3,670, DeAndre Presley (APP), 2010 (1,039 rush, 2,631 pass)
 3,536, Armanti Edwards (APP), 2007 (1,588 rush, 1,948 pass)
 3,423, Tyrie Adams (WCU), 2018 (1,006 rush, 2,417 pass)
 3,404, Armanti Edwards (APP), 2006 (1,153 rush, 2,251 pass)
 3,361, Jacob Huesman (UTC), 2015 (1,244 rush, 2,117 pass)
 3,047, Jayson Foster (GSU), 2007 (1,844 rush, 1,203 pass)
 2,444, Chaz Williams (GSU), 2002 (1,422 rush, 1,022 pass)
 2,346, Greg Hill (GSU), 1999 (1,084 rush, 1,262 pass)
 2,254, Greg Hill (GSU), 1998 (1,061 rush, 1,193 pass)

~~~ RUSHING ~~~

MOST RUSHES

Game

52, Tom Sowers (VMI) vs. Davidson, Nov. 9, 1968
 49, Brad Hoover (WCU) vs. Appalachian State, Nov. 21, 1998
 47, Andrew Johnson (CIT) vs. William & Mary, Oct. 5, 1974
 47, Ron Darby (MAR) vs. Western Carolina, Nov. 12, 1988
 45, Tyler Renew (CIT) vs. Samford, Nov. 5, 2016
 44, Floyd Allen (VMI) vs. Western Carolina, Sept. 12, 1981
 43, John Settle (APP) vs. Marshall, Nov. 8, 1986
 42, Damon Scott (APP) vs. Chattanooga, Nov. 2, 1996
 41, Butch Colson (ECU) vs. Southern Mississippi, Nov. 22, 1969
 41, Louis Ivory (FUR) vs. ETSU, Oct. 21, 2000
 41, John Russ (MER) at Samford, Nov. 12, 2016



INDIVIDUAL RECORDS

Season

- 340, Carlester Crumpler (ECU), 1972
- 331, Brad Hoover (WCU), 1998
- 317, John Settle (APP), 1986
- 302, Kevin Richardson (APP), 2006
- 294, Lorenzo Long, (WOF), 2016
- 291, Floyd Allen (VMI), 1979
- 291, Floyd Allen (VMI), 1980
- 291, Stump Mitchell (CIT), 1980
- 290, Chaz Williams (GSU), 2002
- 290, Eric Breitenstein (WOF), 2012

Career

- 996, Adrian Peterson (GSU), 1998-01
- 912, Eric Breitenstein (WOF), 2008-12
- 898, Thomas Haskins (VMI), 1993-96
- 897, Kevin Richardson (APP), 2004-07
- 891, John Settle (APP), 1983-86
- 857, Jermaine Austin (GSU), 2002-05
- 847, Louis Ivory (FUR), 1998-01
- 823, Jack Douglas (CIT), 1989-92
- 788, Jacob Huesman (UTC), 2012-15
- 786, Stump Mitchell (CIT), 1977-80

MOST RUSHING YARDS

Quarter

- 174, Jayson Foster (GSU) vs. Wofford, Nov. 3, 2007 (1st)
- 174, DeAndre Presley (APP) vs. W. Illinois, Dec. 4, 2010 (2nd)
- 174, Devin Wynn (FUR) at Samford, Oct. 5, 2019 (1st)
- 159, Adrian Peterson (GSU) vs. ETSU, Oct. 30, 1999 (3rd)
- 147, Adrian Peterson (GSU) vs. The Citadel, Oct. 24, 1998 (4th)
- 145, Quay Holmes (ETSU) vs. Mercer, Nov. 16, 2019 (1st)
- 143, Louis Ivory (FUR) vs. Western Carolina, Sept. 30, 2000 (1st)
- 135, Louis Ivory (FUR) vs. Georgia Southern, Nov. 4, 2000
- 133, Garrett Ford Sr. (WVU) vs. Pittsburgh, Oct. 2, 1965 (2nd)

Half

- 243, Detrez Newsome (WCU) vs. Davidson, Sept. 9, 2017 (1st)

- 232, Jayson Foster (GSU) vs. Wofford, Nov. 3, 2007 (1st)
- 228, Eric Breitenstein (WOF) at Elon, Sept. 29, 2012 (1st)
- 211, Armanti Edwards (APP) vs. The Citadel, Nov. 3, 2007 (1st)
- 207, Brandon Rainey (CIT) vs. Samford, Nov. 10, 2018 (2nd)
- 204, Armanti Edwards (APP) vs. Richmond, Dec. 7, 2007 (1st)
- 202, Anthony James (WCU) vs. Marshall, Nov. 14, 1981
- 201, Jerodis Williams (FUR) vs. Western Caro., Sept. 29, 2012 (1st)
- 197, Adrian Peterson (GSU) vs. VMI, Oct. 2, 1999 (1st)
- 196, Adrian Peterson (GSU) vs. The Citadel, Oct. 24, 1998 (2nd)

Game

- 321, Eric Breitenstein (WOF) at Elon, Sept. 29, 2012 (see 200-yard rushing club below)

Season

- 2,079, Louis Ivory (FUR), 2000
- 2,035, Eric Breitenstein (WOF), 2012
- 1,932, Adrian Peterson (GSU), 1998
- 1,844, Jayson Foster (GSU), 2007
- 1,817, Jerick McKinnon (GSU), 2012
- 1,807, Adrian Peterson (GSU), 1999
- 1,698, Thomas Haskins (VMI), 1996
- 1,676, Kevin Richardson (APP), 2006
- 1,663, Brad Hoover (WCU), 1998
- 1,661, John Settle (APP), 1986

Career

- 6,559, Adrian Peterson (GSU), 1998-01
- 5,734, Eric Breitenstein (WOF), 2008-12
- 5,411, Jermaine Austin (GSU), 2002-05
- 5,353, Louis Ivory (FUR), 1998-01
- 5,349, Thomas Haskins (VMI), 1993-96
- 4,804, Kevin Richardson (APP), 2004-07
- 4,560, Chris Parker (MAR), 1991-95
- 4,409, John Settle (APP), 1983-86
- 4,361, Armanti Edwards (APP), 2006-09
- 4,149, Carl Tremble (FUR), 1989-92

MOST RUSHING YARDS PER GAME-AVERAGE

Season

- 189.0, Louis Ivory (FUR), 2000
- 175.6, Adrian Peterson (GSU), 1998
- 167.6, Jayson Foster (GSU), 2007
- 164.3, Adrian Peterson (GSU), 1999
- 156.5, Eric Breitenstein (WOF), 2012
- 154.4, Thomas Haskins (VMI), 1996
- 151.8, Brad Hoover (WCU), 1998
- 151.2, Adrian Peterson (GSU), 2000
- 151.2, Brad Hoover (WCU), 1998
- 151.0, John Settle (APP), 1986

Career

- 156.2, Adrian Peterson (GSU), 1998-01
- 127.5, Louis Ivory (FUR), 1998-01
- 121.6, Thomas Haskins (VMI), 1993-96
- 115.3, Jermaine Austin (GSU), 2002-05
- 114.6, Eric Breitenstein (WOF), 2008-12
- 112.9, Eldra Buckley (UTC), 2005-06
- 107.3, Chris Evans (SAM), 2008-10
- 104.2, Stump Mitchell (CIT), 1977-80
- 103.6, Chris Parker (MAR), 1991-95
- 102.5, John Settle (APP), 1983-86

MOST RUSHING YARDS BY A FRESHMAN

Season

- 1,932, Adrian Peterson (GSU), 1998 (NCAA record)
- 1,416, Jermaine Austin (GSU), 2002
- 1,250, Marcus Cox (APP), 2013
- 1,153, Armanti Edwards (APP), 2006
- 1,107, Alex Lakes (MER), 2014
- 1,090, Mike Smith (UTC), 1977
- 1,081, Ailym Ford (UTC), 2019
- 1,067, James Roberts (UTC), 1989
- 1,045, Gwain Durden (UTC), 1977
- 1,023, Dominique Swope (GSU), 2011

200-yard rushing club

- 321, Eric Breitenstein (WOF) at Elon, Sept. 29, 2012
- 316, Jerick McKinnon (GSU) vs. C. Arkansas, Dec. 1, 2012
- 313, Armanti Edwards (APP) vs. Richmond, Dec. 7, 2007
- 301, Louis Ivory (FUR) vs. Georgia Southern, Nov. 4, 2000
- 291, Armanti Edwards (APP) vs. The Citadel, Nov. 3, 2007
- 288, Detrez Newsome (WCU) vs. Davidson, Sept. 9, 2017
- 286, Gene Brown (CIT) vs. VMI, Nov. 12, 1988
- 285, Tyler Renew (CIT) vs. Samford, Nov. 5, 2016
- 279, Jayson Foster (GSU) vs. Wofford, Nov. 3, 2007
- 277, Thomas Haskins (VMI) vs. The Citadel, Nov. 16, 1996
- 277, Detrez Newsome (WCU) vs. Chattanooga, Oct. 28, 2016
- 267, Ritchie Melchor (APP) vs. Chattanooga, Oct. 28, 1989
- 266, Thomas Haskins (VMI) vs. Chattanooga, Oct. 14, 1995
- 264, DeAndre Presley (APP) vs. W. Illinois, Dec. 4, 2010
- 262, Ron Darby (MAR) vs. Western Carolina, Nov. 12, 1988
- 261, Mike Glenn (FUR) vs. Presbyterian, Sept. 13, 1980
- 260, Ray Sinclair (DAV) vs. Catawba, Nov. 14, 1981
- 257, Phil Mosser (W&M) vs. Ohio Wesleyan, Oct. 3, 1970
- 257, Chris Evans (SAM) vs. Wofford, Nov. 14, 2009
- 255, Dominique Swope (GSU) vs. Old Dominion, Dec. 3, 2011
- 255, Quay Holmes (ETSU) vs. Mercer, Nov. 16, 2019
- 253, Jayson Foster (GSU) vs. Coastal Carolina, Sept. 15, 2007
- 251, Thomas Haskins (VMI) vs. Richmond, Sept. 24, 1994
- 251, Brad Hoover (WCU) vs. VMI, Oct. 31, 1998
- 250, Thomas Haskins (VMI) vs. The Citadel, Nov. 12, 1994
- 247, Eric Breitenstein (WOF) vs. New Hampshire, Dec. 1, 2012
- 246, Floyd Allen (VMI) vs. Furman, Oct. 27, 1979
- 245, Bill Wightman (ECU) vs. Davidson, Nov. 8, 1969
- 245, Larry Fourqurean (MAR) vs. Appalachian State, Nov. 7, 1981
- 245, John Settle (APP) vs. Furman, Oct. 25, 1986
- 245, Steven Miller (APP) at Western Carolina, Oct. 27, 2012
- 243, Ernest Crosby (FUR) vs. South Carolina State, Sept. 14, 1996
- 242, Brandon Walker (ETSU) vs. Chas. Southern Nov. 21, 1998
- 241, Andrew Johnson (CIT) vs. William & Mary, Oct. 5, 1974
- 241, Darrell Lipford (WCU) vs. Marshall, Nov. 12, 1977
- 241, Anthony James (WCU) vs. Marshall, Nov. 14, 1981
- 241, Thomas Haskins (VMI) vs. Appalachian State, Nov. 23, 1996
- 240, Andrew Johnson (CIT) vs. Davidson, Nov. 18, 1973
- 239, Larry Zurich (UR) vs. Davidson, Oct. 22, 1966
- 239, John Settle (APP) vs. Western Carolina, Nov. 9, 1985
- 239, Jerodis Williams (FUR) vs. W. Carolina, Sept. 29, 2012
- 237, Herman Jacobs (ETSU) vs. The Citadel, Nov. 12, 1983
- 236, John Settle (APP) vs. Nicholls State, Nov. 29, 1986
- 235, Charles McNeill (UTC) vs. Kentucky State, Nov. 24, 2001
- 232, Derrick Hollins (ETSU) vs. Wofford, Nov. 3, 1990
- 232, Louis Ivory (FUR) vs. William & Mary, Sept. 16, 2000
- 231, Jerry Ellison (UTC) vs. Boise State, Sept. 5, 1992
- 231, Adrian Peterson (GSU) vs. The Citadel, Oct. 24, 1998

- 231, Jayson Foster (GSU) vs. West Georgia, Sept. 8, 2007
- 230, Eric Breitenstein (WOF) vs. Furman, Oct. 2, 2010
- 229, Steve Crislip (FUR) vs. Carson-Newman, Nov. 20, 1971
- 228, Carl Tremble (FUR) vs. Chattanooga, Nov. 14, 1992
- 227, Thomas Haskins (VMI) vs. Chattanooga, Oct. 19, 1996
- 227, Louis Ivory (FUR) vs. ETSU, Oct. 21, 2000
- 227, Eric Breitenstein (WOF) at Samford, Nov. 6, 2010
- 227, Darien Robinson (CIT) at Old Dominion, Sept. 21, 2013
- 226, Rick Reeves (ETSU) vs. Middle Tenn. State, Nov. 10, 1979
- 225, Thomas Haskins (VMI) vs. Appalachian State, Nov. 19, 1994
- 224, Thomas Haskins (VMI) vs. The Citadel, Nov. 13, 1993
- 224, Travis Jervey (CIT) vs. VMI, Nov. 12, 1994
- 222, Alvin Parker (APP) vs. Marshall, Nov. 12, 1983
- 222, Adrian Peterson (GSU) vs. Chattanooga, Sept. 25, 1999
- 222, Derrick Craine (UTC) vs. Samford, Sept. 24, 2016
- 221, Roderick Russell (GSU) vs. The Citadel, Oct. 26, 1996
- 221, Adrian Peterson (GSU) vs. Chattanooga, Sept. 25, 1999
- 220, Armanti Edwards (APP) vs. Georgia Southern, Oct. 20, 2007
- 220, Donnavan Spencer (WCU) vs. The Citadel, March 13, 2021
- 219, Greg Hill (GSU) vs. Furman, Nov. 7, 1998
- 219, Adrian Peterson (GSU) vs. Jacksonville State, Sept. 12, 1998
- 219, Greg Hill (GSU) vs. Furman, Nov. 6, 1999
- 219, Carlos Locklyn (UTC) at VMI, Oct. 16, 1999
- 219, Eric Breitenstein (WOF) at Gardner-Webb, Sept. 1, 2012
- 219, Fabian Truss (SAM) at Elon, Nov. 10, 2012
- 218, Ron Lear (MAR) vs. Furman, Oct. 13, 1979
- 218, Damon Scott (APP) vs. North Carolina A&T, Sept. 16, 1995
- 217, Terrance Rivers (CIT) vs. Furman, Oct. 15, 1994
- 217, Eric Breitenstein (WOF) vs. Elon, Oct. 29, 2011
- 217, Brandon Rainey (CIT) vs. Samford, Nov. 9, 1968
- 217, Connell Young (WCU) at Chattanooga, Sept. 28, 2019
- 217, Devin Wynn (FUR) at Samford, Oct. 5, 2019
- 216, Damon Scott (APP) vs. The Citadel, Sept. 28, 1996
- 216, Adrian Peterson (GSU) vs. Appalachian State, Oct. 17, 1998
- 216, Adrian Peterson (GSU) vs. ETSU, Oct. 30, 1999
- 216, Jimmy Watkins (APP) vs. William & Mary, Dec. 1, 2001
- 216, Chris Covington (GSU) vs. Central Conn. St., Sept. 6, 2006
- 215, Tim Sowers (VMI) vs. Davidson, Nov. 9, 1968
- 215, Emmitt Hamilton (APP) vs. Lenoir-Rhyne, Oct. 18, 1975
- 215, Kevin Richardson (APP) vs. Western Carolina, Nov. 10, 2007
- 215, Marcus Cox (APP) vs. Western Carolina, Nov. 23, 2013
- 214, Louis Ivory (FUR) vs. The Citadel, Oct. 14, 2000
- 213, Tony Ball (UTC) vs. Western Carolina, Nov. 3, 1979
- 213, John Bagwell (FUR) vs. Marshall, Oct. 3, 1987
- 213, Fred Boateng (WCU) vs. Georgia Southern, Oct. 7, 2000
- 212, Darnell Powell (UTC) vs. Middle Tenn. State, Oct. 4, 1975
- 211, Everette Sands (CIT) vs. Lees-McRae, Oct. 2, 1993
- 211, Adrian Peterson (GSU) vs. VMI, Oct. 2, 1999

- 210, George Searcy (ETSU) vs. The Citadel, Oct. 28, 1989
- 210, Thomas Haskins (VMI) vs. Richmond, Nov. 9, 1996
- 210, Tyrone Coleman (APP) at The Citadel, Nov. 7, 1998
- 210, Eldra Buckley (UTC) vs. Appalachian State, Oct. 29, 2005
- 210, Jayson Foster (GSU) vs. Chattanooga, Sept. 22, 2007
- 209, Jerry Butler (ETSU) vs. Tennessee Tech, Sept. 8, 1984
- 209, Marcus Mines (VMI) vs. West Virginia Tech, Sept. 26, 1992
- 209, Adrian Peterson (GSU) vs. ETSU, Oct. 31, 1998
- 209, Maurice Murphy (CIT) vs. VMI, Nov. 10, 2001
- 208, Ron Lear (MAR) vs. Appalachian State, Nov. 17, 1979
- 208, Ritchie Melchor (APP) vs. Middle Tenn. State, Sept. 30, 1989
- 208, Kevin Richardson (APP) vs. Georgia Southern, Oct. 15, 2005
- 207, Louis Ivory (FUR) vs. Chattanooga, Nov. 18, 2000
- 207, Jermaine Austin (GSU) vs. FIU, Oct. 4, 2003
- 207, Alan Atwater (APP) vs. Chattanooga, Nov. 1, 2003
- 207, Alex Ramsey (VMI) vs. Wofford, Sept. 28, 2019
- 206, Lamar Lewis (GSU) vs. Coastal Carolina, Sept. 15, 2007
- 205, Ted Anderson (WVU) vs. VMI, Oct. 24, 1953
- 205, Bob Duncan (CIT) vs. Richmond, Nov. 1, 1969
- 205, Bob Carson (CIT) vs. Chattanooga, Oct. 23, 1971
- 205, Tony Scales (VMI) vs. Appalachian State, Sept. 14, 1991
- 205, Jerry Ellison (UTC) vs. Furman, Nov. 20, 1993
- 205, Alden Lance (APP) vs. Liberty, Nov. 5, 1994
- 205, Damon Scott (APP) vs. Western Carolina, Nov. 11, 1995
- 204, Tony Scales (VMI) vs. Richmond, Sept. 28, 1991
- 204, Eldra Buckley (UTC) vs. Tennessee Tech, Aug. 31, 2006
- 203, John Settle (APP) vs. Wake Forest, Aug. 30, 1986
- 203, Darius Hooks (WCU) vs. Wofford, Sept. 14, 1996
- 203, Brad Hoover (WCU) vs. Wofford, Oct. 17, 1998
- 203, Louis Ivory (FUR) vs. ETSU, Oct. 23, 1999
- 203, Shaun Warren (WCU) vs. Mars Hill, Sept. 10, 2011
- 202, Pat Carroll (FUR) vs. Carson-Newman, Oct. 3, 1970
- 202, James Roberts (UTC) vs. ETSU, Oct. 14, 1989
- 202, Carl Tremble (FUR) vs. The Citadel, Nov. 17, 1990
- 202, Chris Parker (MAR) vs. ETSU, Nov. 6, 1993
- 202, Antonio Smith (CIT) vs. Hofstra, Oct. 31, 1998
- 202, Steven Miller (APP) vs. Coastal Carolina, Sept. 29, 2012
- 202, Antonio Wilcox (FUR) at Western Carolina, Oct. 28, 2017
- 200, Darryl Jackson (WCU) vs. Mars Hill, Oct. 10, 1987
- 200, Jack Douglas (CIT) vs. ETSU, Oct. 27, 1990
- 200, Chip Hooks (APP) vs. Chattanooga, Sept. 28, 1991
- 200, Thomas Haskins (VMI) vs. Appalachian State, Nov. 4, 1995
- 200, Quan Warley (WCU) vs. Presbyterian, Sept. 20, 2008
- 200, Andre Stoddard (WOF) at Gardner-Webb, Sept. 29, 2018
- 200, Ailym Ford (UTC) vs. ETSU, Oct. 17, 2019

#SoConFB

INDIVIDUAL RECORDS



Georgia Southern's Adrian Peterson holds numerous SoCon and NCAA records, including the most rushing yards in a career (6,559).

MOST RUSHING YARDS BY A QUARTERBACK

Game
316, Jerick McKinnon (GSU) vs. C. Arkansas, Dec. 1, 2012 (NCAA)
313, Armanti Edwards (APP) vs. Richmond, Dec. 7, 2007
291, Armanti Edwards (APP) vs. The Citadel, Nov. 3, 2007
286, Gene Brown (CIT) vs. VMI, Nov. 12, 1988
279, Jayson Foster (GSU) vs. Wofford, Nov. 3, 2007
264, DeAndre Presley (APP) vs. W. Illinois, Dec. 4, 2010
253, Jayson Foster (GSU) vs. Coastal Carolina, Sept. 15, 2007
231, Jayson Foster (GSU) vs. West Georgia, Sept. 8, 2007
219, Greg Hill (GSU) vs. Furman, Nov. 7, 1998
219, Greg Hill (GSU) vs. Furman, Nov. 6, 1999

Season
1,884, Jayson Foster (GSU), 2007 (NCAA)
1,817, Jerick McKinnon (GSU), 2012
1,588, Armanti Edwards (APP), 2007
1,481, Jayson Foster (GSU), 2005
1,422, Chaz Williams (GSU), 2002
1,244, Jacob Huesman (UTC), 2015
1,153, Armanti Edwards (APP), 2006
1,152, Jack Douglas (CIT), 1991
1,084, Greg Hill (GSU), 1999
1,061, Greg Hill (GSU), 1998

Career
4,361, Armanti Edwards (APP), 2006-09
4,051, Jacob Huesman, (UTC), 2012-15
3,899, Jerick McKinnon (GSU), 2010-13
3,674, Jack Douglas (CIT), 1989-92
3,664, Jayson Foster (GSU), 2004-07
3,309, Greg Hill (GSU), 1996-99
2,768, Chaz Williams (GSU), 2001-04
2,547, Tyrie Adams (WCU), 2016-19
2,475, Tony Scales (VMI), 1989-92
2,202, Dominique Allen (CIT), 2014-17

MOST GAMES RUSHING FOR 100+ YARDS

Season
12, Eric Breitenstein (WOF), 2012
11, Adrian Peterson (GSU), 1998
11, Adrian Peterson (GSU), 1999
11, Chaz Williams (GSU), 2002
10, Stump Mitchell (CIT), 1980
10, John Settle (APP), 1986
10, Carl Tremble (FUR), 1992
10, Louis Ivory (FUR), 2000
10, Louis Ivory (FUR), 2001
10, Jermaine Austin (GSU), 2005
10, Eric Breitenstein (WOF), 2011

Career
40, Adrian Peterson (GSU), 1998-01
33, Jermaine Austin (GSU), 2002-05

32, Eric Breitenstein (APP), 2008-12
28, Louis Ivory (FUR), 1998-01
25, Carl Tremble (FUR), 1989-92
24, Thomas Haskins (VMI), 1993-96
22, John Settle (APP), 1983-86
21, Stump Mitchell (CIT), 1977-80
20, Damon Scott (APP), 1993-96
20, Kevin Richardson (APP), 2004-07

MOST CONSECUTIVE GAMES RUSHING 100+ YARDS

Season
11, Adrian Peterson (GSU), 1998 (NCAA record)
11, Adrian Peterson (GSU), 1999 (NCAA record)
11, Eric Breitenstein (WOF), 2012 (NCAA record)
10, Chaz Williams (GSU), 2002
9, Stump Mitchell (CIT), 1980
9, John Settle (APP), 1986
9, Carl Tremble (FUR), 1992
9, Adrian Peterson (GSU), 2000
7, Brad Hoover (WCU), 1998
7, Eric Breitenstein (WOF), 2011

Career
36, Adrian Peterson (GSU), 1998-00

MOST GAMES RUSHING FOR 100+ YARDS BY A FRESHMAN

11, Adrian Peterson (GSU), 1998 (NCAA record)
7, Jermaine Austin (GSU), 2002
6, Alex Lakes (MER), 2014
6, Ailym Ford (UTC), 2019

MOST GAMES RUSHING FOR 100+ YARDS BY A QUARTERBACK

Season
11, Chaz Williams (GSU), 2002

MOST CONSECUTIVE GAMES RUSHING FOR 100+ YARDS BY A QUARTERBACK

Season
10, Chaz Williams (GSU), 2002

MOST GAMES RUSHING 200 OR MORE YARDS

Season
5, Adrian Peterson (GSU), 1998
5, Louis Ivory (FUR), 2000
4, Thomas Haskins (VMI), 1996
4, Jayson Foster (GSU), 2007
3, John Settle (APP), 1986
3, Thomas Haskins (VMI), 1994
3, Armanti Edwards (APP), 2007
3, Eric Breitenstein (WOF), 2012

Career
10, Thomas Haskins (VMI), 1993-96
8, Adrian Peterson (GSU), 1998-01
6, Louis Ivory (FUR), 1998-01
6, Eric Breitenstein (WOF), 2008-12
4, John Settle (APP), 1983-86
4, Jayson Foster (GSU), 2004-07
3, Damon Scott (APP), 1993-96
3, Armanti Edwards (APP), 2006-09

MOST CONSECUTIVE GAMES RUSHING FOR 200+ YARDS

Season
3, Thomas Haskins (VMI), 1996
3, Adrian Peterson (GSU), 1998
3, Louis Ivory (FUR), 2000
3, Jayson Foster (GSU), 2007

MOST RUSHING YARDS IN MULTIPLE GAMES

2 Games
528, Louis Ivory (FUR), 2000
518, Thomas Haskins (VMI), 1996
487, Jerick McKinnon (GSU), 2012
484, Jayson Foster (GSU), 2007
481, Eric Breitenstein (WOF), 2012
479, Eric Breitenstein (WOF), 2012
466, Louis Ivory (FUR), 2000
441, Adrian Peterson (GSU), 1998
441, Louis Ivory (FUR), 2000
439, Armanti Edwards (APP), 2007

3 Games
742, Louis Ivory (FUR), 2000
728, Thomas Haskins (VMI), 1996
694, Jayson Foster (GSU), 2007
673, Louis Ivory (FUR), 2000
655, Jerick McKinnon (GSU), 2012

650, Adrian Peterson (GSU), 1998
639, Eric Breitenstein (WOF), 2012
637, Armanti Edwards (APP), 2007
623, Jerick McKinnon (GSU), 2012
605, Adrian Peterson (GSU), 1999

4 Games
907, Louis Ivory (FUR), 2000
874, Thomas Haskins (VMI), 1996
833, Adrian Peterson (GSU), 1998
794, Jerick McKinnon (GSU), 2012
790, Jayson Foster (GSU), 2007
764, Jerick McKinnon (GSU), 2012
761, Adrian Peterson (GSU), 1999
744, Jerick McKinnon (GSU), 2012
741, Eric Breitenstein (WOF), 2012
728, Armanti Edwards (APP), 2007

5 Games
1,114, Louis Ivory (FUR), 2000
1,101, Thomas Haskins (VMI), 1996
1,011, Adrian Peterson (GSU), 1998
962, Jerick McKinnon (GSU), 2012
885, Jerick McKinnon (GSU), 2012
882, Jayson Foster (GSU), 2007
876, Adrian Peterson (GSU), 1999
872, Stump Mitchell (CIT), 1980
864, Eric Breitenstein (WOF), 2012
835, Adrian Peterson (GSU), 2000

MOST SEASONS RUSHING FOR 1,000+ YARDS

Career
4, Adrian Peterson (GSU), 1998-01
3, Stanford Jennings (FUR), 1981-83
3, Chris Parker (MAR), 1993-95
3, Thomas Haskins (VMI), 1994-96
3, Louis Ivory (FUR), 1999-01
3, Chris Evans (SAM), 2008-10
3, Eric Breitenstein (WOF), 2010-12
3, Detrez Newsome (WCU), 2015-17

TWO PLAYERS, SAME TEAM, RUSHING FOR 1,000+ YARDS

Chattanooga, 1977
Mike Smith (1,067) and Gwain Durden (1,045)
The Citadel, 1988
Adrian Johnson (1,091) and Gene Brown (1,006)
Georgia Southern, 1998
Greg Hill (1,061) and Adrian Peterson (1,932)
Georgia Southern, 1999
Greg Hill (1,084) and Adrian Peterson (1,807)
Georgia Southern, 2002
Chaz Williams (1,422) and Jermaine Austin (1,416)
Georgia Southern 2005
Jermaine Austin (1,546) and Jayson Foster (1,481)
Appalachian State, 2006
Kevin Richardson (1,676) and Armanti Edwards (1,153)
Appalachian State, 2007
Armanti Edwards (1,588) and Kevin Richardson (1,348)
Georgia Southern, 2012
Jerick McKinnon (1,817) and Dominique Swope (1,246)
Chattanooga, 2014
Keon Williams (1,037) and Jacob Huesman (1,009)
Chattanooga, 2015
Derrick Craine (1,251) and Jacob Huesman (1,244)

MOST RUSHING YARDS BY TWO PLAYERS, SAME TEAM

Game
459, Jayson Foster (253), Lamar Lewis (206), GSU vs. Coastal Carolina, Sept. 15, 2007
416, Greg Hill (219), Adrian Peterson (197), GSU vs. Furman, Nov. 6, 1999

Season
3,027, Jermaine Austin (1,546) and Jayson Foster (1,481), GSU, 2005

MOST RUSHING YARDS BY TWO OPPOSING PLAYERS

Game
474, Thomas Haskins (VMI) (250), Travis Jervey (CIT) (224), Nov. 12, 1994

HIGHEST RUSHING AVERAGE
Game (minimum 15 carries)
19.2 (15-288), Detrez Newsome (WCU) vs. Davidson, Sept. 9, 2017
19.1 (15-286), Gene Brown (CIT) vs. VMI, Nov. 12, 1988
16.5 (16-264), DeAndre Presley (APP) vs. W. Illinois, Dec. 4, 2011
13.9, Andre Lockhart (UTC) vs. ETSU, Oct. 25, 1986

Game (minimum 5 carries)

- 38.6 (5-193), Shaun Fogle (WOF) vs. ETSU, Nov. 4, 2000
 29.8 (6-179), Joe Bedenbaugh (CIT) vs. Chattanooga, Nov. 7, 1970
 24.3 (7-170), Gabriel Jackson (WOF) vs. The Citadel, Oct. 30, 2004
 22.7 (7-159), Zzream Walden (GSU) vs. Western Carolina, Oct. 12, 2002

Season

(minimum 200 carries)

- 7.5, Adrian Peterson (GSU), 1998
 7.3, Louis Ivory (FUR), 2000
 7.3, Adrian Peterson (GSU), 1999
 7.1, Jayson Foster (GSU), 2007
 7.0, Brad Hoover (WCU), 1996
 7.0, Eric Breitenstein (WOF), 2012
 6.9, Kevious Johnson (WOF), 2007
 6.8, Carl Tremble (FUR), 1992
 6.8, Bryan Fitzgerald (UTC), 2007
 6.8, Jerick McKinnon (GSU), 2012

(minimum 100 carries)

- 9.0, Terrance Rivers (CIT), 1994
 8.8, Donovan Johnson (WOF), 2011
 7.8, Gwain Durden (UTC), 1979
 7.8, Jesse McCoy (WOF), 2002
 7.7, Travis Jervy (CIT), 1994
 7.5, Brothel Cole (FUR), 1979
 7.3, Jon Hall (CIT), 1971
 7.3, Robbie Gardner (FUR), 1984
 7.2, Darien Robinson (CIT), 2012
 7.1, Gwain Durden (UTC), 1980
 7.1, Greg Hill (GSU), 1999
 7.1, Lennox McAfee (WOF), 2018

Career

(minimum 300 carries)

- 7.4, Cam Jackson (CIT), 2014-17
 7.3, Jesse McCoy (WOF), 1999-02
 7.0, Erik Thomas (MAR), 1995-96
 6.8, Gwain Durden (UTC), 1977-80
 6.7, Jayson Foster (GSU), 2004-07
 6.6, Adrian Peterson (GSU), 1998-01
 6.3, Erik Thomas (MAR), 1993-96
 6.3, Louis Ivory (FUR), 1998-01
 6.3, Jermaine Austin (GSU), 2002-05
 6.3, Eric Breitenstein (WOF), 2008-12

MOST RUSHING TOUCHDOWNS

Half

- 5, Adrian Peterson (GSU) vs. The Citadel, Oct. 24, 1998
 5, Jerome Felton (FUR) vs. Western Carolina, Sept. 23, 2006
 4, John Settle (APP) vs. Davidson, Oct. 4, 1986
 4, Kevin Richardson (APP) vs. Gardner-Webb, Oct. 6, 2007
 4, Armanti Edwards (APP) vs. Richmond, Dec. 7, 2007
 4, Lorenzo Ward (CIT) vs. Samford, Nov. 10, 2018 (2nd)
 4, Joe Newman (WOF) at ETSU, Oct. 5, 2019 (1st)
 4, Alex Ramsey (VMI) vs. Samford, Oct. 12, 2019 (1st)

Game

- 6, Jerome Felton (FUR), Western Carolina, Sept. 23, 2006
 6, Jayson Foster (GSU) vs. Coastal Carolina, Sept. 15, 2007
 6, Alex Ramsey (VMI) vs. Samford (OT), Oct. 12, 2019
 5, John Settle (APP) vs. Davidson, Oct. 4, 1986
 5, Adrian Peterson (GSU) vs. The Citadel, Oct. 24, 1998
 5, J.R. McNair (WOF) vs. Chattanooga, Oct. 4, 2003
 5, Ben Dupree (CIT) at Old Dominion, Sept. 21, 2013

Season

- 30, Kevin Richardson (APP), 2006
 28, Adrian Peterson (GSU), 1999
 27, Chaz Williams (GSU), 2002
 25, Adrian Peterson (GSU), 1998
 25, Chaz Williams (GSU), 2004
 24, Jayson Foster (GSU), 2007
 23, Jerome Felton (FUR), 2006
 23, Dane Romero (WOF), 2008
 22, Eric Breitenstein (WOF), 2010
 22, Alex Ramsey (VMI), 2019

Career

- 84, Adrian Peterson (GSU), 1998-01
 66, Kevin Richardson (APP), 2004-07
 65, Armanti Edwards (APP), 2006-09
 65, Eric Breitenstein (WOF), 2008-12
 63, Jerome Felton (FUR), 2004-07
 62, Chaz Williams (GSU), 2001-04

- 54, Jayson Foster (GSU), 2004-07
 53, Louis Ivory (FUR), 1998-01
 50, Thomas Haskins (VMI), 1993-96
 49, Greg Hill (GSU), 1996-99

MOST RUSHING TOUCHDOWNS PER GAME

Season

- 2.5 (11-28), Adrian Peterson (GSU), 1999 (NCAA record)

CONSECUTIVE GAMES WITH A RUSHING TOUCHDOWN

Season

- 12, Jayson Foster (GSU), 2005
 11, Louis Ivory (FUR), 2001
 11, Chaz Williams (GSU), 2002

Career

- 14, Adrian Peterson (GSU), 1998-99
 13, Chaz Williams (GSU), 2002-03

RUSHING TOUCHDOWNS BY A QUARTERBACK

Season

- 27, Chaz Williams (GSU), 2002 (NCAA record)
 25, Chaz Williams (GSU), 2004
 24, Jayson Foster (GSU), 2007
 21, Jayson Foster (GSU), 2005
 21, Armanti Edwards (APP), 2007300
 20, Jerick McKinnon (GSU), 2012
 18, Armanti Edwards (APP), 2009
 17, Brandon Rianey (CIT), 2019
 16, Dave Alexander (ECU), 1965
 16, Greg Hill (GSU), 1998
 16, Greg Hill (GSU), 1999

Career

- 65, Armanti Edwards (APP), 2006-09
 62, Chaz Williams (GSU), 2001-04
 54, Jayson Foster (GSU) 2007
 49, Greg Hill (GSU), 1996-99
 43, Jacob Huesman (UTC), 2012-15

THREE PLAYERS RUSHING FOR 100+ YARDS

Game

- Furman, Brian Jager (131), John Drye (123), John Bagwell (119) vs. Newberry, Sept. 14, 1985
 Appalachian State, John Settle (187), Tim Sanders (108), Ritchie Melchor (108) vs. Davidson, Oct. 4, 1986
 VMI, Tony Scales (167), Marcus Mines (113), Scott Council (110) vs. ETSU, Sept. 7, 1991
 Georgia Southern, Andre Weathers (133), Greg Hill (126), and Adrian Peterson (115) vs. Western Carolina, Oct. 9, 1999
 Georgia Southern, Jermaine Austin (160), Chaz Williams (120), Hakim Ford (106) vs. Gardner-Webb, Sept. 7, 2002
 Georgia Southern, Jermaine Austin (133), Chaz Williams (117), Mark Myers (105) vs. Appalachian State, Oct. 19, 2002
 Furman, Daric Carter (132), Jerome Felton (121), Cedrick Gipson (100) vs. Samford, Sept. 17, 2005
 Wofford, Irving Mulligan (106), Jacques Allen (105), Joe Newman (104) vs. Western Carolina, Oct. 19, 2019

MOST CONSECUTIVE RUSHES WITHOUT A FUMBLE

Game

- 43, John Settle (APP) vs. Marshall, Nov. 8, 1986

~ ~ ~ PASSING ~ ~ ~

HIGHEST PASSING EFFICIENCY RATING

Game (minimum 10 attempts)

- 411.1, Billy Napier (FUR) vs. Elon, Sept. 14, 2002 (8-10 COMP-ATT; 237 YD; 4 TD; 0 INT)
 404.8, Tony Scales (VMI) vs. William & Mary, Oct. 13, 1990 (9-12; 314; 4; 0)
 380.9, Tyrre Adams (WCU) vs. Davidson, Sept. 9, 2017 (10-13; 274; 5; 0)
 369.4, Justin Barnes (UTC) vs. Kentucky State, Nov. 24, 2001 (12-16; 325; 6; 0)
 343.0, Armanti Edwards (APP) vs. Chattanooga, Oct. 7, 2006 (12-14; 311; 3; 0)
 338.6, Armanti Edwards (APP) vs. Wofford, Oct. 31, 2008 (17-19; 367; 5; 0)
 338.0, Chris Forcier (FUR) vs. Presbyterian, Sept. 24, 2011 (12-16, 226, 7, 0)
 311.5, Chris Oladokun (SAM) at Tennessee Tech, Aug. 31, 2019 (19-24, 428, 6, 0)
 306.5, Trey Elder (APP) vs. Lenoir-Rhyne, Sept. 8, 2007 (9-13, 210, 4, 0)

- 297.2, Lonnie Galloway (WCU) vs. Marshall, Oct. 31, 1992 (12-16, 266, 4, 0)

Season (minimum 150 attempts)

- 172.36, Chris Forcier (FUR), 2011 (148-231 COMP-ATT; 2,265 YD; 23 TD; 8 INT)
 172.28, P.J. Blazejowski (FUR), 2017 (142-233; 2,461; 19; 5)
 170.89, Bobby Lamb (FUR), 1985 (106-181; 1,856; 18, 6)
 170.19, Armanti Edwards (APP), 2008 (196-306; 2,902; 30; 9)
 167.40, Lonnie Galloway (WCU), 1992 (128-211; 2,181; 20; 12)
 165.53, Michael Payton (MAR), 1991 (222-346; 3,392; 26; 10)
 160.56, Liam Welch (SAM), 2020-21 (161-236; 2,242; 12; 5)
 160.13, David Charpia (FUR), 1983 (99-156; 1,419; 12; 4)
 159.34, Armanti Edwards (APP), 2007 (148-222; 1,948; 17; 7)
 159.32, Bobby Lamb (FUR), 1984 (106-191; 1,781; 19; 7)

Career (minimum 425 attempts)

- 156.33, Bobby Lamb (FUR), 1982-85 (249-449 COMP-ATT; 4,186 YD; 41 TD, 17 INT)
 154.16, Armanti Edwards (APP), 2006-09 (768-1,180; 10,392; 74; 33)
 148.70, Devlin Hodges (SAM), 2015-18 (1,310-1,896; 14,584; 111; 41)
 147.22, Michael Payton (MAR), 1989-92 (689-1,108; 9,411; 69; 38)
 147.16, Billy Napier (FUR), 1999-02 (356-549; 4,756; 28, 20)
 145.35, Ingle Martin (FUR), 2004-05 (340-563; 4,693; 37; 19)
 145.16, Richie Williams (APP), 2002-05 (526-838; 6,795; 49; 21)
 143.91, Thomas Wilson (Elon), 2009-12 (566-853; 6,649; 50; 31)
 143.73, Jacob Huesman (UTC), 2012-15 (743-1,104; 8,197; 64; 28)
 143.34, Scott Riddle (Elon), 2007-10 (1,168-1,779; 13,264; 106; 41)

MOST PASSES COMPLETED

Game

- 49, Reece Udinski (VMI) vs. The Citadel, Oct. 20, 2018
 46, Troy Mitchell (WCU) at South Florida, Aug. 30, 2014
 44, Andy Summerlin (SAM) at Furman, Nov. 9, 2013
 44, Devlin Hodges (SAM) at Chattanooga, Sept. 22, 2018
 44, Devlin Hodges (SAM) vs. Western Caro., Oct. 6, 2018
 43, Reece Udinski (VMI) at Western Caro., Sept. 22, 2018
 43, Devlin Hodges (SAM) at The Citadel, Nov. 10, 2018
 42, Devlin Hodges (SAM) at Western Carolina, Oct. 24, 2015
 42, Devlin Hodges (SAM) at Mississippi St., Oct. 29, 2016
 41, Chris Sanders (UTC) vs. Furman, Nov. 20, 1999
 41, Scott Riddle (Elon) vs. Wofford, Oct. 20, 2007

Season

- 388, Devlin Hodges (SAM), 2018
 375, Devlin Hodges (SAM), 2016
 347, Devlin Hodges (SAM), 2016
 346, Scott Riddle (Elon), 2007
 306, Reece Udinski (VMI), 2019
 301, Reece Udinski (VMI), 2018
 300, Andy Summerlin (SAM), 2013
 297, Chris Sanders (UTC), 1999
 287, Chris Sanders (UTC), 2000
 285, Scott Riddle (Elon), 2009

Career

- 1,310, Devlin Hodges (SAM), 2015-18 (NCAA record)
 1,168, Scott Riddle (Elon), 2007-10
 783, Reece Udinski (VMI), 2017-21
 768, Armanti Edwards (APP), 2006-09
 743, Jacob Huesman (UTC), 2012-15
 739, Tyrre Adams (WCU), 2016-19
 707, Dustin Taliaferro (SAM), 2008-11
 703, Al Cobb (VMI), 2014-16
 694, Greg Ryan (ETSU), 1993-96
 657, Reese Hannon (FUR), 2012-16

MOST CONSECUTIVE PASSES COMPLETED

Game

- 28, Richie Williams (APP) vs. Furman, Oct. 9, 2004 (NCAA record)

INDIVIDUAL RECORDS



- 20, Chris Forcier (FUR), vs. Presbyterian, Sept. 24, 2011
- 17, Stanley Myers (CIT) vs. Furman, Oct. 17, 1998
- 17, Lee Chapple (GSU) vs. Wofford, Oct. 3, 2009
- 15, P.J. Blazejowski (FUR) vs. Wofford, Nov. 15, 2014
- 15, Austin Herink (ETSU) vs. Limestone, Sept. 2, 2017
- 14, Kaelan Riley (MER) at Furman, Oct. 21, 2017
- 14, Trey Mitchell (ETSU) vs. Shorter, Sept. 7, 2019
- 12, David Henderson (FUR) vs. Marshall, Oct. 28, 1978
- 12, Billy Napier (FUR) vs. Georgia Southern, Dec. 15, 2001*
- 12, Reece Udinski (VMI) vs. Western Carolina, March 6, 2021

* indicates NCAA playoff game

2 games

- 20, Stanley Myers (CIT) vs. Furman (last 17), Oct. 17, 1998; and Georgia Southern (first 3), Oct. 24, 1998
- 18, Austin Herink (ETSU) vs. Samford (last 3), Nov. 19, 2016; and vs. Limestone (first 15), Sept. 2, 2017
- 17, Scott Riddle (Elon) vs. Georgia Southern (last 7), Oct. 13, 2007; and Wofford (first 10), Oct. 20, 2007
- 15, Trey Mitchell (ETSU) vs. Appalachian State (last 1), Aug. 31, 2019; and Shorter (first 14), Sept. 7, 2019
- 13, Bobby Lamb (FUR), 1984
- 13, Nick Tiano (UTC) at The Citadel (last 3), Sept. 8, 2018; and at UT Martin (first 10), Sept. 15, 2018

3 Games

- 19, Justin Hill (FUR), 1999

HIGHEST PASS COMPLETION PERCENTAGE

Game (minimum 10 attempts)

- 100.0 (15-15), P.J. Blazejowski (FUR) vs. Wofford, Nov. 15, 2014
- 100.0 (12-12), Billy Napier (FUR) vs. Ga. Southern, Dec. 15, 2001*
- 100.0 (10-10), Eric Kresser (MAR) vs. The Citadel, Nov. 2, 1996
- 100.0 (10-10), Jayson Foster (GSU) vs. W. Carolina, Nov. 10, 2007
- 94.7 (18-19), Stanley Myers (CIT) vs. Furman, Oct. 17, 1998
- 93.3 (14-15), Trey Mitchell (ETSU) vs. Shorter, Sept. 7, 2019
- 91.7 (11-12), Chad Greene (WCU) vs. Chattanooga, Oct. 22, 1994
- 90.0 (9-10), Mark Lambert (VMI) vs. Virginia, Sept. 20, 1975
- 90.0 (9-10), Mark Williams (ETSU) vs. Wofford, Sept. 10, 1988
- 89.5 (17-19), Armanti Edwards (APP) vs. Wofford, Oct. 31, 2008

* indicates NCAA playoff game

Season

(minimum 100 attempts)

- 72.1 (124-172), Reece Udinski (VMI), 2020-21
- 71.3 (122-171), Seth Morgan (VMI), 2020-21
- 71.1 (237-333), Kameron Bryant (APP), 2013
- 70.8 (375-530), Devlin Hodges (SAM), 2016
- 70.5 (388-550), Devlin Hodges (SAM), 2018
- 69.4 (200-288), Devlin Hodges (SAM), 2015
- 68.8 (75-109), Harris Roberts (FUR), 2018
- 68.5 (189-276), Billy Napier (FUR), 2002
- 68.3 (164-240), Jacob Huesman (UTC), 2013
- 68.2 (161-236), Liam Welch (SAM), 2020-21

(minimum 300 attempts)

- 71.1 (237-333), Kameron Bryant (APP), 2013
- 70.8 (375-530), Devlin Hodges (SAM), 2016
- 70.5 (388-550), Devlin Hodges (SAM), 2018
- 68.5 (226-330), Jacob Huesman (UTC), 2014
- 68.1 (346-508), Scott Riddle (Elon), 2007
- 68.0 (257-378), Armanti Edwards (APP), 2009
- 67.9 (279-411), Thomas Wilson (Elon), 2011
- 67.7 (274-405), Scott Riddle, (Elon), 2010
- 66.9 (234-350), Richie Williams (APP), 2004
- 66.0 (268-406), Jamal Jackson (APP), 2012

Career (minimum 425 attempts)

- 69.1 (1,310-1,896), Devlin Hodges (SAM), 2015-18
- 67.3 (743-1,104), Jacob Huesman (UTC), 2012-15
- 66.4 (566-853), Thomas Wilson (Elon), 2009-12
- 66.0 (307-465), Michael Eubank (SAM), 2014-15
- 65.7 (1,168-1,779), Scott Riddle (Elon), 2007-10
- 65.1 (768-1,180), Armanti Edwards (APP), 2006-09
- 64.7 (311-481), Lee Chapple (GSU), 2008-09
- 64.53 (544-843), Andy Summerlin (SAM), 2012-13
- 64.49 (356-552), Billy Napier (FUR), 1999-02
- 63.9 (436-682), Jamal Jackson (APP), 2010-12

MOST PASSES ATTEMPTED

Half

- 55, Michael Payton (MAR) vs. Western Carolina, Oct. 31, 1992 (2nd)

Game

- 72, Reece Udinski (VMI) at Western Caro., Sept. 22, 2018
- 70, Reece Udinski (VMI) vs. Mercer, Sept. 29, 2018



Samford quarterback Devlin Hodges finished his career with numerous SoCon records to his credit. Hodges also finished with FCS career records for passing yards (14,584) and passing attempts (1,896).

- 69, Andy Summerlin (SAM) at Furman, Nov. 9, 2013
- 69, Devlin Hodges (SAM) at Mississippi St., Oct. 29, 2016
- 69, Devlin Hodges (SAM) at The Citadel, Nov. 10, 2018
- 68, Tony Petersen (MAR) vs. Western Carolina, Nov. 14, 1987
- 67, Cleve Hightower (FUR) vs. Wofford, Oct. 11, 1969
- 67, Michael Payton (MAR) vs. Western Carolina, Oct. 31, 1992
- 66, Chris Sanders (UTC) vs. Furman, Nov. 20, 1999
- 66, Troy Mitchell (WCU) at South Florida, Aug. 30, 2014
- 66, Devlin Hodges (SAM) at Western Carolina, Sept. 23, 2017
- 66, Devlin Hodges (SAM) at Kennesaw State, Nov. 25, 2017

Season

- 550, Devlin Hodges (SAM), 2018
- 530, Devlin Hodges (SAM), 2016
- 528, Devlin Hodges (SAM), 2017
- 523, Reece Udinski (VMI), 2018
- 508, Scott Riddle (Elon), 2007
- 490, Chris Sanders (UTC), 1999
- 487, Jeff Gilbert (WCU), 1983
- 479, Reece Udinski (VMI), 2019
- 478, Andy Summerlin (SAM), 2013
- 466, Tony Petersen (MAR), 1987

Career

- 1,896, Devlin Hodges (SAM), 2015-18 (NCAA record)
- 1,779, Scott Riddle (Elon), 2007-10
- 1,268, Reece Udinski (VMI), 2017-21
- 1,180, Armanti Edwards (APP), 2006-09
- 1,172, Tyrie Adams (WCU), 2016-19
- 1,148, Greg Ryan (ETSU), 1993-96
- 1,142, Dustin Taliaferro (SAM), 2008-11
- 1,134, Al Cobb (VMI), 2014-16
- 1,104, Jacob Huesman (UTC), 2012-15
- 1,067, Reese Hannon (FUR), 2012-16

MOST PASSING YARDS

Half

- 383, Michael Payton (MAR) vs. VMI, Nov. 16, 1991 (1st) (NCAA record)
- 369, Scott Riddle (Elon) vs. Furman, Nov. 3, 2007 (2nd)

Game

- 570, Liam Welch (SAM) vs. VMI, March 20, 2021 (see 400-yard passing club)

Season

- 4,283, Devlin Hodges (SAM), 2018
- 4,088, Devlin Hodges (SAM), 2016
- 3,983, Devlin Hodges (SAM), 2017
- 3,817, Scott Riddle (Elon), 2007
- 3,691, Chris Sanders (UTC), 2000
- 3,640, Andy Summerlin (SAM), 2013

400-yard passing club

- 570, Liam Welch (SAM) vs. VMI, March 20, 2021
- 562, Devlin Hodges (SAM) vs. Western Carolina, Oct. 6, 2018
- 534, Scott Riddle (Elon) vs. Furman, Nov. 3, 2007
- 532, Chris Sanders (UTC) vs. Furman, Nov. 20, 1999
- 516, Devlin Hodges (SAM) at Western Carolina, Sept. 23, 2017
- 515, Cedric Stevens (UTC) vs. Appalachian State, Oct. 30, 2004
- 496, Michael Payton (MAR) vs. VMI, Nov. 16, 1991
- 495, Andy Summerlin (SAM) at Furman, Nov. 9, 2013
- 491, Reece Udinski (VMI) at Western Carolina, Sept. 22, 2018
- 488, Chris Sanders (UTC) vs. Western Carolina, Oct. 21, 2000
- 481, Tony Petersen (MAR) vs. Western Carolina, Nov. 14, 1987
- 478, Andy Summerlin (SAM) vs. S.E. Louisiana, Sept. 21, 2013
- 475, Devlin Hodges (SAM) at Florida State, Sept. 8, 2018
- 474, David Rivers (WCU) vs. Wofford, Oct. 14, 2000
- 473, Devlin Hodges (SAM) vs. VMI, Oct. 13, 2018
- 468, Devlin Hodges (SAM) at Mississippi State, Oct. 29, 2016
- 452, Scott Riddle (Elon) vs. Western Carolina, Nov. 20, 2010
- 449, Eric Kresser (MAR) vs. Delaware, Nov. 30, 1996*
- 447, Reece Udinski (VMI) vs. The Citadel, Oct. 20, 2018
- 443, Liam Welch (SAM) vs. Mercer, April 17, 2021
- 437, Chris Sanders (UTC) vs. Furman, Nov. 18, 2000
- 436, Carl Fodor (MAR) vs. Furman, Sept. 22, 1984
- 435, Devlin Hodges (SAM) vs. VMI, Oct. 15, 2016
- 434, Austin Herink (ETSU) at Furman, Sept. 30, 2017
- 434, Reece Udinski (VMI) vs. Mercer, Sept. 29, 2018
- 433, Armanti Edwards (APP) vs. S.C. State, Nov. 29, 2008*
- 432, Michael Payton (MAR) vs. Appalachian State, Nov. 7, 1992
- 432, B.J. Coleman (UTC) at Furman, Oct. 23, 2010
- 429, Michael Payton (MAR) vs. Western Carolina, Oct. 31, 1992
- 428, Kip Allen (CIT) vs. Wofford, Nov. 9, 1985
- 428, David Rivers (WCU) vs. Tennessee Tech, Nov. 18, 2000
- 428, Chris Oladokun (SAM) at Tennessee Tech, Aug. 31, 2019
- 427, Tyrie Adams (WCU) vs. Gardner-Webb, Sept. 10, 2016
- 424, Tyrie Adams (WCU) at Furman, Sept. 29, 2018
- 422, David Brown (VMI) vs. Appalachian State, Nov. 15, 1986
- 422, Devlin Hodges (SAM) at Wofford, Oct. 21, 2017
- 419, Thomas Wilson (Elon) at Appalachian State, Oct. 6, 2012
- 416, Scott Riddle (Elon) vs. Samford, Oct. 2, 2010
- 416, Thomas Wilson (Elon) at N.C. Central, Sept. 17, 2011
- 415, Armanti Edwards (APP) vs. Wofford, Oct. 17, 2009
- 415, Andy Summerlin (SAM) vs. Elon, Nov. 23, 2013
- 412, Thomas Wilson (Elon) vs. Western Carolina, Oct. 20, 2012
- 413, Richie Williams (APP) vs. Furman, Oct. 9, 2004
- 411, Devlin Hodges (SAM) at Furman, Oct. 8, 2016
- 410, David Rivers (WCU) vs. Chattanooga, Oct. 21, 2000
- 410, Richie Williams (APP) vs. Chattanooga, Oct. 30, 2004
- 408, Steve Brown (APP) vs. ETSU, Sept. 27, 1980
- 408, Richie Williams (APP) vs. Elon, Nov. 6, 2004
- 406, Carter Peevy (MER) vs. Furman, April 3, 2021
- 405, Mark Thompson (DAV) vs. Bucknell, Oct. 10, 1970
- 405, Richie Williams (APP) vs. Wofford, Oct. 23, 2004
- 404, Chris Sanders (UTC) vs. Wofford, Sept. 30, 2000
- 404, Devlin Hodges (SAM) at The Citadel, Nov. 10, 2018
- 404, Devlin Hodges (SAM) at ETSU, Nov. 17, 2018
- 403, John Gregory (MAR) vs. Eastern Kentucky, Oct. 21, 1989
- 402, Devlin Hodges (SAM) at Furman, Oct. 20, 2018
- 401, Devlin Hodges (SAM) vs. Mercer, Nov. 12, 2016

* indicates NCAA playoff game

- 3,539, Chris Sanders (UTC), 1999
- 3,529, Tony Petersen (MAR), 1987
- 3,345, Scott Riddle (Elon), 2009
- 3,291, Armanti Edwards (APP), 2009

Career

- 14,584, Devlin Hodges (SAM), 2015-18 (NCAA record)
- 13,264, Scott Riddle (Elon), 2007-10
- 10,392, Armanti Edwards (APP), 2006-09
- 8,978, Tyrie Adams (WCU), 2016-19
- 8,197, Jacob Huesman (UTC), 2012-15
- 7,877, Reece Udinski (VMI), 2017-21
- 7,826, Greg Ryan (ETSU), 1993-96
- 7,759, Richie Williams (APP), 2002-05
- 7,735, Todd Wells (ETSU), 1997-00
- 7,730, Reese Hannon (FUR), 2012-16

MOST PASSING YARDS IN CONSECUTIVE GAMES

2 games

- 1,035, Devlin Hodges (SAM), Oct. 6-13, 2018



INDIVIDUAL RECORDS

929, Liam Welch (SAM), March 13-20, 2021
 925, Reece Udinski (VMI), Sept. 22-29, 2018
 915, Scott Riddle (Elon) Nov. 3-10, 2007
 893, Scott Riddle (Elon), Oct. 27-Nov. 3, 2007
 884, David Rivers (WCU), 2000
 876, Liam Welch (SAM), March 20-27, 2021
 875, Devlin Hodges (SAM), Oct. 13-20, 2018
 861, Michael Payton (MAR), 1992
 859, Chris Sanders (UTC), 2000

3 games

1,437, Devlin Hodges (SAM), Oct. 6-20, 2018
 1,300, Andy Summerlin (SAM), Sept. 21-Oct. 5, 2013
 1,278, David Rivers (WCU), 2000
 1,278, Devlin Hodges (SAM), Oct. 15-29, 2016
 1,274, Scott Riddle (Elon), Oct. 27-Nov. 10, 2007
 1,274, Devlin Hodges (SAM), Oct. 13-Nov. 3, 2018
 1,236, Scott Riddle (Elon), Oct. 20-Nov. 3, 2007
 1,235, Liam Welch (SAM), March 13-27, 2021
 1,230, Reece Udinski (VMI), Sept. 14-29, 2018
 1,223, Richie Williams (APP), Oct. 23-Nov. 6, 2004

4 games

1,836, Devlin Hodges (SAM), Oct. 6-Nov. 3, 2018
 1,689, Devlin Hodges (SAM), Oct. 8-29, 2016
 1,678, Devlin Hodges (SAM), Oct. 13-Nov. 10, 2018
 1,678, Liam Welch (SAM), March 13-April 17, 2021
 1,632, Reece Udinski (VMI), Sept. 22-Oct. 20, 2018
 1,617, Chris Sanders (UTC), 2000
 1,617, Scott Riddle (Elon), Oct. 20-Nov. 10, 2007
 1,609, Devlin Hodges (SAM), Oct. 20-Nov. 17, 2018
 1,587, Devlin Hodges (SAM), Sept. 29-Oct. 20, 2018
 1,570, Scott Riddle (Elon), Oct. 27-Nov. 17, 2007

5 games

2,240, Devlin Hodges (SAM), Oct. 6-Nov. 10, 2018
 2,082, Devlin Hodges (SAM), Oct. 13-Nov. 17, 2018
 2,004, Devlin Hodges (SAM), Oct. 1-29, 2016
 1,986, Devlin Hodges (SAM), Sept. 29-Nov. 3, 2018
 1,971, Devlin Hodges (SAM), Sept. 22-Oct. 20, 2018
 1,969, Devlin Hodges (SAM), Oct. 8-Nov. 5, 2016
 1,955, Reece Udinski (VMI), Sept. 22-Oct. 27, 2018
 1,947, Reece Udinski (VMI), Sept. 14-Oct. 20, 2018
 1,931, Liam Welch (SAM), March 6-April 17, 2021
 1,925, Chris Sanders (UTC), 2000

MOST GAMES PASSING FOR 200+ YARDS

Season
 12, Devlin Hodges (SAM), 2017
 11, Tony Petersen (MAR), 1987 (NCAA record)
 11, Chris Sanders (UTC), 1999 (NCAA record)
 11, Chris Sanders (UTC), 2000 (NCAA record)
 11, Scott Riddle (Elon), 2007 (NCAA record)
 11, Thomas Wilson (Elon), 2011
 11, Devlin Hodges (SAM), 2016
 11, Reece Udinski (VMI), 2019
 10, Armanti Edwards (APP), 2009
 10, Scott Riddle (Elon), 2010
 10, Scott Riddle (Elon), 2010
 10, Jamal Jackson (APP), 2012
 10, Devlin Hodges (SAM), 2018

Career

39, Scott Riddle (Elon), 2007-10
 39, Devlin Hodges (SAM), 2015-18
 29, D.J. Campbell (APP), 1989-92
 26, Greg Ryan (ETSU), 1993-96
 24, Armanti Edwards (APP), 2006-09
 23, Reece Udinski (VMI), 2017-21
 22, Chris Sanders (UTC), 1999-00
 21, Randy Joyce (APP), 1981-84
 21, Tyrie Adams (WCU), 2016-19
 20, Michael Payton (MAR), 1989-92
 20, B.J. Coleman (UTC), 2009-11
 20, Thomas Wilson (Elon), 2009-12

MOST CONSECUTIVE GAMES PASSING FOR 200+ YARDS

Season
 12, Devlin Hodges (SAM), 2017 (NCAA record)
 11, Tony Petersen (MAR), 1987 (NCAA record)
 11, Chris Sanders (UTC), 1999 (NCAA record)
 11, Chris Sanders (UTC), 2000 (NCAA record)
 11, Scott Riddle (Elon), 2007 (NCAA record)
 11, Thomas Wilson (Elon), 2011 (NCAA record)
 11, Reece Udinski (VMI), 2019
 10, Scott Riddle (Elon), 2010
 10, Devlin Hodges (SAM), 2016
 9, Thomas Wilson (Elon), 2012

Career

22, Chris Sanders (UTC), 1999-00

MOST GAMES PASSING FOR 300+ YARDS

Season
 10, Devlin Hodges (SAM), 2018
 9, Scott Riddle (Elon), 2007
 9, Devlin Hodges (SAM), 2016
 8, Devlin Hodges (SAM), 2017
 6, Chris Sanders (UTC), 1999
 6, Chris Sanders (UTC), 2000
 6, Richie Williams (APP), 2004
 6, Scott Riddle (Elon), 2009
 6, Scott Riddle (Elon), 2010
 6, Al Cobb (VMI), 2014

Career

30, Devlin Hodges (SAM), 2015-18
 23, Scott Riddle (Elon), 2007-2010
 12, Chris Sanders (UTC), 1999-00
 10, Armanti Edwards (APP), 2006-09
 10, Al Cobb (VMI), 2014-16
 10, Reece Udinski (VMI), 2017-21
 9, Thomas Wilson (Elon), 2009-12
 9, Tyrie Adams (WCU), 2016-19
 7, Tony Petersen (MAR), 1986-87
 7, Michael Payton (MAR), 1989-92
 7, Richie Williams (APP), 2002-05

MOST CONSECUTIVE GAMES PASSING FOR 300+ YARDS

Season
 9, Scott Riddle (Elon), 2007
 6, Devlin Hodges (SAM), 2016
 6, Devlin Hodges (SAM), 2018
 5, Chris Sanders (UTC), 2000
 4, Scott Riddle (Elon), 2010
 4, Thomas Wilson (Elon), 2012
 4, Devlin Hodges (SAM), 2018
 4, Liam Welch (SAM), March 13-April 17, 2021
 3, Tony Petersen (MAR), 1987
 3, David Rivers (WCU), 2000
 3, Richie Williams (APP), 2004
 3, Armanti Edwards (APP), 2009
 3, Jamal Jackson (APP), 2012
 3, Andy Summerlin (SAM), 2013
 3, Devlin Hodges (SAM), 2015
 3, Devlin Hodges (SAM), 2017
 3, Reece Udinski (VMI), 2018
 3, Reece Udinski (VMI), 2019
 3, Seth Morgan (VMI), March 27-April 17, 2021

MOST GAMES PASSING FOR 400+ YARDS

Season
 6, Devlin Hodges (SAM), 2018
 4, Richie Williams (APP), 2004
 4, Devlin Hodges (SAM), 2016
 3, David Rivers (WCU), 2000
 3, Chris Sanders (UTC), 2000
 3, Andy Summerlin (SAM), 2013
 3, Reece Udinski (VMI), 2018
 2, Michael Payton (MAR), 1992
 2, Scott Riddle (Elon), 2010
 2, Thomas Wilson (Elon), 2012
 2, Devlin Hodges (SAM), 2017
 2, Liam Welch (SAM), 2020-21

Career

12, Devlin Hodges (SAM), 2015-18
 4, Chris Sanders (UTC), 1999-00
 4, Richie Williams (APP), 2004
 3, Michael Payton (MAR), 1989-92
 3, David Rivers (WCU), 2000
 3, Scott Riddle (Elon), 2007-10
 3, Thomas Wilson (Elon), 2009-12
 3, Andy Summerlin (SAM), 2012-13
 3, Reece Udinski (VMI), 2017-21

MOST CONSECUTIVE GAMES PASSING FOR 400+ YARDS

3, Richie Williams (APP), 2004
 3, Devlin Hodges (SAM), Oct. 6-20, 2018
 2, Michael Payton (MAR), 1992
 2, David Rivers (WCU), 2000
 2, Thomas Wilson (Elon), 2012
 2, Devlin Hodges (SAM), 2016
 2, Reece Udinski (VMI), Sept. 22-29, 2018
 2, Devlin Hodges (SAM), Nov. 10-17, 2018

MOST PASSING YARDS BY OPPOSING QUARTERBACKS

Game
 925, Cedric Stevens (UTC) 515 and Richie Williams (APP) 410, Oct. 30, 2004
 923, Liam Welch (SAM) 570 and Reece Udinski (VMI) 353, March 20, 2021 (OT)
 898, Chris Sanders (UTC) 488 and David Rivers (WCU) 410, Oct. 21, 2000

MOST SEASONS PASSING FOR 3,000+ YARDS

Career
 3, Scott Riddle (Elon), 2007, 2009, 2010
 3, Devlin Hodges (SAM), 2016, 2017, 2018
 2, Chris Sanders (UTC), 1999, 2000
 2, Thomas Wilson (Elon), 2011, 2012
 2, Reece Udinski (VMI), 2018, 2019
 1, Tony Petersen (MAR), 1987
 1, Richie Williams (APP), 2004
 1, Thomas Wilson (Elon), 2011
 1, Jamal Jackson (APP), 2012
 1, Andy Summerlin (SAM), 2013

MOST TOUCHDOWN PASSES

Quarter
 4, Chris Forcier (FUR) vs. Presbyterian, Sept. 24, 2011 (2nd)
 4, Devlin Hodges (SAM) vs. Shorter, Aug. 30, 2018 (2nd)
 4, Devlin Hodges (SAM) vs. WCU, Oct. 6, 2018 (1st)
 3, Chris Sanders (UTC) vs. Miss. Valley St., Sept. 16, 2000 (1st)
 3, Joe Burchette (APP) vs. Chattanooga, Oct., 27, 2001 (2nd)
 3, Richie Williams (APP) vs. Chattanooga, Oct. 30, 2004 (4th)
 3, Scott Riddle (Elon) vs. Chattanooga, Oct. 27, 2007 (2nd)
 3, Armanti Edwards (APP) vs. The Citadel, Oct. 4, 2008 (2nd)
 3, Scott Riddle (Elon) vs. Davidson, Sept. 5, 2009 (3rd)

Half

6, Chris Forcier (FUR) vs. Presbyterian, Sept. 24, 2011 (1st)
 5, Chris Sanders (UTC) vs. Miss. Valley St., Sept. 16, 2000 (1st)
 4, Tim Russell (CIT) vs. Furman, Nov. 17, 1979 (2nd)
 4, Tony Petersen (MAR) vs. Eastern Kentucky, Sept. 19, 1987 (1st)
 4, Kenyon Earl (UTC) vs. Gardner-Webb, Sept. 18, 1993 (1st)
 4, Richie Williams (APP) vs. Chattanooga, Oct. 20, 2004 (2nd)
 4, DeAndre Presley (APP) vs. The Citadel, Oct. 16, 2010 (1st)
 4, Tyrie Adams (WCU) vs. Davidson, Sept. 9, 2017 (1st)
 4, Devlin Hodges (SAM) vs. ETSU, Nov. 11, 2017 (1st)
 4, Devlin Hodges (SAM) vs. WCU, Oct. 6, 2018 (1st)
 4, Devlin Hodges (SAM) vs. VMI, Oct. 13, 2018 (1st)
 4, Robert Riddle (MER) at WCU, Aug. 31, 2019 (1st)
 4, Seth Morgan (VMI) at Wofford, March 27, 2021 (2nd)

Game

7, Chris Forcier (FUR) vs. Presbyterian, Sept. 24, 2011
 6, Tim Russell (CIT) vs. Furman, Nov. 17, 1979
 6, Kenyon Earl (UTC) vs. Gardner-Webb, Sept. 18, 1993
 6, Chris Sanders (UTC) vs. Mississippi Valley St., Sept. 16, 2000
 6, Justin Barnes (UTC) vs. Kentucky State, Nov. 24, 2001
 6, Bart Blanchard (CIT) vs. Presbyterian, Sept. 26, 2009
 6, Al Cobb (VMI) vs. Gardner-Webb, Oct. 18, 2014
 6, Devlin Hodges (SAM) vs. Western Carolina, Oct. 6, 2018
 6, Devlin Hodges (SAM) vs. VMI, Oct. 13, 2018
 6, Chris Oladokun (SAM) at Tennessee Tech, Aug. 31, 2019

Season

36, Devlin Hodges (SAM), 2016
 33, Devlin Hodges (SAM), 2018
 31, Michael Payton (MAR), 1992
 31, Scott Riddle (Elon), 2007
 31, Devlin Hodges (SAM), 2017
 30, Armanti Edwards (APP), 2008
 28, Todd Donnan (MAR), 1994
 28, Scott Riddle (Elon), 2010
 27, Chris Sanders (UTC), 1999
 26, Michael Payton (MAR), 1991
 26, B.J. Coleman (UTC), 2010
 26, Andy Summerlin (SAM), 2013

Career

111, Devlin Hodges (SAM), 2015-18
 106, Scott Riddle (Elon), 2007-10
 74, Armanti Edwards (APP), 2006-09
 64, Jacob Huesman (UTC), 2012-15
 64, Tyrie Adams (WCU), 2016-19
 59, Richie Williams (APP), 2002-05
 57, Michael Payton (MAR), 1989-92
 57, John Russ (MER), 2014-16
 56, Greg Ryan (ETSU), 1993-96
 52, B.J. Coleman (UTC), 2009-11

#SoConFB

INDIVIDUAL RECORDS



MOST CONSECUTIVE GAMES THROWING A TOUCHDOWN PASS Season

13, Armanti Edwards (APP), 2008
 12, Scott Riddle (Elon), 2009
 12, Devlin Hodges (SAM), 2017
 11, Todd Donnan (MAR), 1994
 11, Scott Riddle (Elon), 2007
 11, Scott Riddle (Elon), 2008
 11, Thomas Wilson (Elon), 2011
 10, B.J. Coleman (UTC), 2010
 10, Scott Riddle (Elon), 2010
 10, Thomas Wilson (Elon), 2012
 10, John Russ (MER), 2016
 10, Devlin Hodges (SAM), 2016
 10, Devlin Hodges (SAM), 2018

Career

23, Devlin Hodges (SAM) (last 1 of 2016, all 12 of 2017, first 10 of 2018)
 22, Scott Riddle (Elon) (all 11 of 2007, first 11 of 2008)
 20, Scott Riddle (Elon) (all of 2009 through 2010)
 16, Armanti Edwards (APP) (last 3 of 2007, all 13 of 2008)
 16, Devlin Hodges (SAM) (last 6 of 2015, first 10 of 2016)
 15, B.J. Coleman (UTC) (all 11 of 2010, first 4 of 2011)
 12, Joe Burchette (APP) (last 8 of 2001, first 4 of 2002)
 11, Thomas Wilson (Elon) (all 11 of 2011)
 10, Thomas Wilson (Elon) (last 10 of 2012)
 10, John Russ (MER) (last 10 of 2016)

MOST PASSES HAD INTERCEPTED

Game
 7, Jeff Gilbert (WCU) vs. Southern Illinois, Dec. 17, 1983*
 6, Murphy Sprinkel (VMI) vs. Boston College, Nov. 16, 1968
 6, Cleve Hightower (FUR) vs. Wofford, Oct. 11, 1969
 6, Tom Schultz (VMI) vs. Navy, Sept. 15, 1973
 6, Tim Couch (UTC) vs. Georgia Southern, Sept. 28, 1985
 6, D.J. Campbell (APP) vs. Marshall, Nov. 3, 1990
 5, Jack Ruth (DAV) vs. Washington & Lee, Sept. 27, 1952
 5, Bob Hardage (W&M) vs. Army, Nov. 10, 1956
 5, Duke Johnston (VMI) vs. Davidson, Oct. 12, 1957
 5, Ronnie Smith (UR) vs. Syracuse, Nov. 16, 1963
 5, Bill Bailey (ECU) vs. Louisville, Nov. 25, 1966
 5, John Casazza (ECU) vs. Richmond, Oct. 24, 1970
 5, Ingle Martin (FUR) vs. Western Carolina, Sept. 10, 2005
 5, Armanti Edwards (APP) vs. Richmond, Dec. 6, 2008
 5, B.J. Coleman (UTC) vs. Elon, Oct. 30, 2010

* indicates NCAA playoff game

Season

27, Tom Schultze (VMI), 1973
 25, Tony Petersen (MAR), 1987
 22, Scotty Shipp (DAV), 1972
 21, Mike Posey (WCU), 1979
 21, Willie Perkins (WCU), 1986
 21, Thomas Wilson (Elon), 2011
 20, Murphy Sprinkel (VMI), 1968
 20, John Casazza (ECU), 1970
 19, Cleve Hightower (FUR), 1969
 19, Dave Harper (DAV), 1973
 19, Carl Fodor (MAR), 1985

Career

56, Carl Fodor (MAR), 1982-85
 51, Mike Pusey (WCU), 1977-79
 49, Greg Ryan (ETSU), 1993-96
 45, Dave Brown (VMI), 1986-88
 43, Tom Schultze (VMI), 1972-73
 43, Lonnie Galloway (WCU), 1990-93
 41, Kenyon Earl (UTC), 1991-94
 41, Scott Riddle (Elon), 2007-10
 41, Devlin Hodges (SAM), 2015-18
 37, Todd Wells (ETSU), 1997-00

LOWEST PERCENTAGE OF PASSES HAD INTERCEPTED

Season
 0.0, Mark Williams (ETSU), 1989 (71 attempts)
 0.0, Kenny Robinson (GSU), 1997 (70 attempts)

MOST CONSECUTIVE PASSES WITHOUT AN INTERCEPTION

Game
 69, Devlin Hodges (SAM) at The Citadel, Nov. 10, 2018

Season

368, Reece Udinski (VMI), 2019 (NCAA record)
 203, Braniff Bonaventure (FUR), 1996
 185, DeAndre Presley (APP), 2010

183, Devlin Hodges (SAM), 2017
 176, Armanti Edwards (APP), 2008

Career

368, Reece Udinski (VMI), 2019 (NCAA record)
 218, Scott Riddle (Elon), 2008-09
 215, Braniff Bonaventure (FUR), 1995-96

RECEIVING

MOST PASSES CAUGHT

Game
 20, Walker Gillette (UR) vs. Ohio, Dec. 27, 1968^
 18, Alonzo Nix (UTC) vs. Wofford, Oct. 4, 2003
 18, Aaron Mellette (Elon) at Richmond, Sept. 19, 2010
 17, Mike Mikolayunas (DAV) vs. Richmond, Oct. 11, 1969
 17, DaVon Fowlkes (APP) vs. Elon, Nov. 6, 2004
 17, Kelsey Pope (SAM) at The Citadel, Nov. 12, 2011
 16, Walker Gillette (UR) vs. Mississippi State, Sept. 20, 1969
 16, Jeff Johnson (ETSU) vs. VMI, Sept. 17, 1994
 16, Richmond Flowers (UTC) vs. Western Carolina, Oct. 21, 2000
 16, Terrell Hudgins (Elon) vs. Liberty, Sept. 22, 2007
 16, Terrell Hudgins (Elon) vs. Furman, Nov. 3, 2007
 16, Terrell Hudgins (Elon) vs. Furman, Oct. 3, 2009
 16, Blue Cooper (UTC) vs. Western Carolina, Oct. 31, 2009
 16, Aaron Mellette (Elon) at N. C. Central, Sept. 17, 2011
 16, Aaron Sanders (VMI) at Mercer, Oct. 24, 2015
 16, Karel Hamilton (SAM) vs. WCU, Oct. 22, 2016
 16, Karel Hamilton (SAM) vs. Mercer, Nov. 12, 2016

Season

123, Terrell Hudgins (Elon), 2009
 117, Terrell Hudgins (Elon), 2007
 113, Aaron Mellette (Elon), 2011
 111, Karel Hamilton (SAM), 2016
 103, DaVon Fowlkes (APP), 2004
 100, Kelvin McKnight (SAM), 2018
 97, Aaron Mellette (Elon), 2012
 95, Andre Roberts (CIT), 2008
 90, Alonzo Nix (UTC), 2003
 90, Michael Mayers (Elon), 2007

Career

395, Terrell Hudgins (Elon), 2006-09 (NCAA record)
 313, Kelvin McKnight (SAM), 2015-18
 304, Aaron Mellette (Elon), 2009-12
 285, Andre Roberts (CIT), 2006-09
 279, Karel Hamilton (SAM), 2013-16
 250, Kelsey Pope (SAM), 2010-13
 230, Terryon Robinson (WCU), 2013-14, 2016-17
 223, Michael Mayers (Elon), 2004-07
 218, Aaron Sanders (VMI), 2014-16
 209, Mike Barber (MAR), 1985-88

MOST RECEIVING YARDS

Game
 280, DaVon Fowlkes (APP) vs. Elon, Nov. 6, 2004
 274, Joel Bradford (UTC) at Furman, Oct. 23, 2010
 268, Bryce Nunnally (UTC) at The Citadel, Sept. 8, 2018
 264, Walker Gillette (UR) vs. Mississippi State, Sept. 20, 1969
 263, Mark Stock (VMI) vs. ETSU, Nov. 22, 1986
 262, Andre Motley (MAR) vs. Chattanooga, Oct. 20, 1990
 254, Joel Bradford (UTC) vs. Eastern Kentucky, Sept. 18, 2010
 248, Rick Lyon (DAV) vs. Bucknell, Oct. 10, 1970
 248, Troy Brown (MAR), vs. VMI, Nov. 16, 1991
 247, Alonzo Nix (UTC) vs. Appalachian State, Oct. 30, 2004

Season

1,639, Aaron Mellette (Elon), 2011
 1,633, Terrell Hudgins (Elon), 2009
 1,618, DaVon Fowlkes (APP), 2004
 1,474, Terrell Hudgins (Elon), 2007
 1,453, Kelvin McKnight (SAM), 2018
 1,398, Aaron Mellette (Elon), 2012
 1,389, B.J. Adigun (ETSU), 1997
 1,389, Karel Hamilton (SAM), 2016
 1,334, Andre Roberts (CIT), 2008
 1,284, Joel Bradford (UTC), 2010

Career

5,250, Terrell Hudgins (Elon), 2006-09 (NCAA record)
 4,254, Aaron Mellette (Elon), 2009-12
 4,144, Kelvin McKnight (SAM), 2015-18
 3,803, Karel Hamilton (SAM), 2013-16
 3,743, Andre Roberts (CIT), 2006-09
 3,520, Mike Barber (MAR), 1985-88
 3,418, Brian Quick (APP), 2008-11

3,124, Rick Beasley (APP), 1978-80
 3,091, Mark Stock (VMI), 1985-88
 3,025, Gerald Harp (WCU), 1977-80

MOST YARDS PER RECEPTION

Game (minimum 3 receptions)
 72.6 (3-218), Terry Gallaher (ECU) vs. Appalachian State, Sept. 13, 1975
 53.3 (3-160), Isaac West (FUR) vs. Elon, Sept. 14, 2002
 52.7 (3-158), Chris Truss (FUR) vs. Chattanooga, Sept. 27, 2008
 48.0 (3-144), Terryon Robinson (WCU) vs. Davidson, Sept. 9, 2017
 45.5 (4-142), Alonzo Upshur (APP) vs. ETSU, Oct. 1, 1983
 45.0 (3-135), Ty King (SAM) vs. VMI, March 20, 2021
 43.0 (4-172), Brian Quick (APP) vs. Wofford, Oct. 31, 2008
 41.0 (3-123), Matt Beavin (WOF) vs. Furman, Nov. 13, 2004
 40.3 (3-121), Justin Stepp (FUR) vs. Chattanooga, Nov. 19, 2005
 40.7 (3-122), David Durden (MER) at Yale, Oct. 13, 2018

Season (minimum 25 receptions)

28.1 (30-844), Joe Burke (UTC), 1978
 25.0 (45-1,123), Mark Stock (VMI), 1986
 24.1 (20-482), Teddy Craft (GSU), 2004
 23.5 (32-753), Donald Lipscomb (FUR), 1991
 23.2 (33-767), Shoun Habersham (UTC), 1991
 23.2 (29-673), Chris Johnson (GSU), 2000
 23.1 (35-809), Alonzo Upshur (APP), 1983
 22.9 (30-688), Dexter Jackson (APP), 2007
 22.4 (40-896), Kerry Hayes (WCU), 1992
 22.3 (26-581), Joe Burke (UTC), 1979

Career (minimum 50 receptions)

23.1 (92-2,125), Joe Burke (UTC), 1977-80
 22.8 (80-1,827), Donald Lipscomb (FUR), 1988-91
21.0 (77-1,615), Raleigh Webb (CIT), 2017-present
 20.4 (77-1,567), Brenton Berson (WOF), 2008-11
 19.6, Paul Maguire (CIT), 1957-59
 19.1, Chris Johnson (GSU), 1997-00
 19.1 (139-2,654), Craig Aiken (WCU), 1991-94
 19.1 (69-1,316), Chris Johnson (GSU), 1997-00
 18.9, Kerry Hayes (WCU), 1991-94
 18.8 (71-1,332), Corey Joyner (GSU), 1996-98

MOST TOUCHDOWN PASSES CAUGHT

Quarter
 3, Cos DeMatteo (UTC) vs. Mississippi Valley State, Sept. 16, 2000 (1st)
 3, Isaac West (FUR) vs. Elon, Sept. 14, 2002 (1st)

Half

5, Cos DeMatteo (UTC) vs. Mississippi Valley State, Sept. 16, 2000 (1st)
 3, Gerald Harp (WCU) vs. Wofford, Oct. 20, 1979
 3, Jon Reed (WCU) vs. Appalachian State, Nov. 18, 1989
 3, Isaac West (FUR) vs. Elon, Sept. 14, 2002 (1st)
 3, DaVon Fowlkes (APP) vs. Elon, Nov. 6, 2004 (1st)
 3, Andre Roberts (CIT) vs. Webber Int'l., Sept. 8, 2007 (1st)
 3, Terrell Hudgins (Elon) vs. Chattanooga, Oct. 24, 2009 (1st)
 3, Thomas Gordon (FUR) at Samford, Oct. 5, 2019 (1st)
 3, Jakob Herres (VMI) at Wofford, March 27, 2021 (2nd)



Marshall's Randy Moss set an NCAA freshman record with 19 TD receptions in 1996.

Game

- 6, Cos DeMatteo (UTC) vs. Mississippi Valley State, Sept. 16, 2000 (NCAA record)
- 4, Gerald Harp (WCU) vs. Wofford, Oct. 20, 1979
- 4, Robert Surratt (MAR) vs. Appalachian State, Oct. 13, 1984
- 4, Terrell Owens (UTC) vs. Marshall, Oct. 1, 1994
- 4, Randy Moss (MAR) vs. The Citadel, Nov. 2, 1996
- 4, Cecil Moore (ETSU) vs. Elon, Oct. 19, 2002
- 4, DaVon Fowlkes (APP) vs. Northwestern State, Sept. 25, 2004
- 4, Terrell Hudgins (Elon) vs. Liberty, Sept. 22, 2007
- 4, Andre Roberts (CIT) vs. Presbyterian, Sept. 26, 2009
- 4, Karnorris Benson (WCU) vs. VMI, Nov. 15, 2014
- 4, Chris Shelling (SAM) at Tennessee Tech, Aug. 31, 2019

Season

- 19, Randy Moss (MAR), 1996
- 18, Terrell Hudgins (Elon), 2007
- 18, Aaron Mellette (Elon), 2012
- 16, Terrell Hudgins (Elon), 2009
- 14, DaVon Fowlkes (APP), 2004
- 14, Andre Roberts (CIT), 2008
- 14, Karel Hamilton (SAM), 2016
- 13, Brian Baima (CIT), 1971
- 12, Rick Beasley (APP), 1979
- 12, B.J. Adigun (ETSU), 1997
- 12, Aaron Mellette (Elon), 2010
- 12, Aaron Mellette (Elon), 2011
- 12, Karnorris Benson (WCU), 2013
- 12, Kelvin McKnight (SAM), 2017

Career

- 52, Terrell Hudgins (Elon), 2006-09
- 44, Aaron Mellette (Elon), 2009-12
- 37, Andre Roberts (CIT), 2006-09
- 32, Kelvin McKnight (SAM), 2015-18
- 31, Brian Quick (Elon), 2008-11
- 31, Karel Hamilton (SAM), 2013-16
- 28, Chas Fox (FUR), 1982-85
- 26, Gerald Harp (WCU), 1977-80
- 26, B.J. Adigun (ETSU), 1994-97
- 25, Joe Burke (UTC), 1977-79

MOST TD PASSES CAUGHT BY A FRESHMAN

- Season**
19, Randy Moss (MAR), 1996 (NCAA record)

MOST GAMES CATCHING A TOUCHDOWN PASS

- Season**
- 11, Randy Moss (MAR), 1996
 - 10, Terrell Hudgins (Elon), 2009
 - 10, Aaron Mellette (Elon), 2011
 - 9, Terrell Hudgins (Elon), 2007
 - 9, Terrell Hudgins (Elon), 2008
 - 9, Andre Roberts (CIT), 2008
 - 9, Aaron Mellette (Elon), 2012
 - 9, Raleigh Webb (CIT), 2019
 - 8, Rick Beasley (APP), 1979
 - 8, B.J. Adigun (ETSU), 1997
 - 8, Jason Jones (UTC), 2002
 - 8, DaVon Fowlkes (APP), 2004
 - 8, Justin Stepp (FUR), 2005
 - 8, Andre Roberts (CIT), 2007
 - 8, Karel Hamilton (SAM), 2016
 - 8, Kelvin McKnight (SAM), 2017
 - 8, Terryon Robinson (WCU), 2017

MOST GAMES WITH 100+ YARDS RECEIVING

- Season**
- 10, Terrell Hudgins (Elon), 2009
 - 10, Kelvin McKnight (SAM), 2018
 - 9, Aaron Mellette (Elon), 2011
 - 8, Aaron Mellette (Elon), 2012
 - 7, B.J. Adigun (ETSU), 1997
 - 7, DaVon Fowlkes (APP), 2004
 - 7, Terrell Hudgins (Elon), 2007
 - 7, Andre Roberts (CIT), 2008
 - 7, Sean Price (APP), 2012
- 6, 11 times. Last:
Bryce Nunnally (UTC), 2018
Kris Thornton (VMI), 2018

Career

- 28, Terrell Hudgins (Elon), 2006-09
- 23, Aaron Mellette (Elon), 2009-12
- 23, Kelvin McKnight (SAM), 2015-18
- 17, Rick Beasley (APP), 1978-80
- 17, Mark Stock (VMI), 1985-88
- 17, Andre Roberts (CIT), 2006-09

- 14, Karel Hamilton (SAM), 2013-16
- 13, Brian Quick (APP), 2008-11
- 13, Kelvin McKnight (SAM), 2015-18
- 12, Jakob Herres (VMI), 2018-present**

MOST CONSECUTIVE GAMES WITH 100+ RECEIVING YARDS

- 7, Aaron Mellette (Elon), Oct. 1-Nov. 19, 2011
- 7, Aaron Mellette (Elon), Sept. 29-Nov. 17, 2012
- 6, Kelvin McKnight (SAM), Oct. 6-Nov. 17, 2018
- 5, Terrell Hudgins (Elon), Sept. 16-Oct. 21, 2006
- 5, Terrell Hudgins (Elon), Sept. 5-Oct. 3, 2009
- 5, Terrell Hudgins (Elon), Oct. 31-Nov. 28, 2009
- 5, Jakob Herres (VMI), March 20-April 24, 2021
- 4, Terrell Hudgins (Elon), Oct. 20-Nov. 10, 2007
- 4, Andre Roberts (CIT), Oct. 25-Nov. 15, 2008
- 4, Sean Price (APP), Oct. 27-Dec. 1, 2012
- 4, Karel Hamilton (SAM), Oct. 8-29, 2016
- 4, Kelvin McKnight (SAM), Aug. 30-Sept. 22, 2018
- 4, Bryce Nunnally (UTC), Aug. 30-Sept. 22, 2018

MOST GAMES WITH 200+ RECEIVING YARDS

- Season**
- 3, DaVon Fowlkes (APP), 2004 (consecutive record)
 - 2, Rick Beasley (APP), 1980
 - 2, Terrell Hudgins (Elon), 2007
 - 2, Joel Bradford (UTC), 2010
 - 2, Aaron Mellette (Elon), 2011
 - 2, Karel Hamilton (SAM), 2016

Career

- 4, Karel Hamilton (SAM), 2013-16
- 3, DaVon Fowlkes (APP), 2001-04
- 3, Terrell Hudgins (Elon), 2006-09

MOST SEASONS WITH 1,000+ RECEIVING YARDS

- Career**
- 4, Terrell Hudgins (Elon), 2006-09
 - 3, Mike Barber (MAR), 1986-88
 - 3, Aaron Mellette (Elon), 2010-12
 - 2, Gerald Harp (WCU), 1978-79
 - 2, Mike Stock (VMI), 1986, '88
 - 2, Kelvin McKnight (SAM), 2017-18

MOST RECEIVING YARDS BY TWO TEAMMATES

- Season**
- 2,538, Terrell Hudgins (1,474) and Michael Mayers (1,064), (Elon), 2007
 - 2,241, Mike Barber and Sean Doctor (MAR), 1987
 - 2,218, Terrell Hudgins and Lance Camp (Elon), 2009
 - 2,141, Kelvin McKnight and Chris Shelling (SAM), 2018
 - 2,125, Aaron Mellette and Lance Camp (Elon), 2010
 - 2,086, Kelvin McKnight and Chris Shelling (SAM), 2017
 - 2,042, Aaron Mellette and Kierre Brown (Elon), 2012
 - 2,001, Michael Banks and Lamont Seward (WCU), 2002



Western Carolina's Kirk Roach holds SoCon records for field goals in a season (24) and a career (71).

- 1,991, Sean Price and Andrew Peacock (APP), 2012
- 1,963, Matt Cline and Brian Quick (APP), 2009

^ indicates postseason bowl game

~ ~ ~ KICKING ~ ~ ~

LONGEST FIELD GOAL

- 57, Kirk Roach (WCU) vs. North Carolina A&T, Oct. 17, 1987
- 57, Kirk Roach (WCU) vs. Appalachian State, Nov. 21, 1987
- 57, Chris Chambers (GSU) vs. Oregon State, Sept. 18, 1999
- 57, Mark Wright (APP) vs. Troy State, Sept. 9, 2000
- 57, Matt Maxey (VMI) at Georgia Southern, Sept. 30, 2000
- 57, David Marvin (WOF) at WCU, Oct. 8, 2016
- 57, David Marvin (WOF) at Furman, Nov. 5, 2016
- 56, Grant Clemons (VMI) vs. Samford, Oct. 12, 2019
- 55, Mark French (APP) vs. Western Carolina, Nov. 21, 1981
- 55, Kirk Roach (WCU) vs. Georgia Southern, Oct. 24, 1987
- 55, Jon Croft Hollingsworth (FUR) at UCF, Sept. 19, 2015
- 55, Dillon Christopher (VMI) vs. W. Carolina, Nov. 21, 2015
- 55, Grayson Atkins (FUR) at Western Carolina, Oct. 26, 2019

MOST FIELD GOALS MADE

- Half**
5, Dean Biasucci (WCU) vs. Mars Hill, Sept. 18, 1982 (NCAA record)

Game

- 6, Josh Jones (WCU) vs. Samford, Nov. 5, 1999
- 6, Drew Stewart (APP) vs. Western Carolina, Nov. 12, 2011
- 6, Ray Early (FUR) at Western Carolina, Nov. 16, 2013
- 5, Ken Juszkowich (WVU) vs. Pittsburgh, Oct. 7, 1967
- 5, Craig Jones (VMI) vs. William & Mary, Sept. 10, 1977
- 5, Dean Biasucci (WCU) vs. Mars Hill, Sept. 18, 1982
- 5, Mike Wood (FUR) vs. Western Carolina, Oct. 18, 1986
- 5, Glenn Connally (FUR) vs. ETSU, Nov. 10, 1990
- 5, Reed Haley (GSU) vs. The Citadel, Nov. 19, 1994
- 5, Sean Holland (GSU) vs. Furman, Nov. 8, 2003
- 5, Andrew Wilcox (Elon) vs. Georgia Southern, Oct. 13, 2007
- 5, Andrew Wilcox (Elon) vs. Georgia Southern, Sept. 20, 2008
- 5, Eric Goins (CIT) vs. VMI, Nov. 7, 2015
- 5, Anthony Pistelli (SAM) vs. Clark Atlanta, Nov. 7, 2015

Season

- 24, Kirk Roach (WCU), 1986
- 23, Cameron Yaw (SAM), 2011
- 22, Matt Vick (UTC), 2000
- 22, Andrew Wilcox (Elon), 2008
- 20, Ray Early (FUR), 2013
- 20, Anthony Pistelli (SAM), 2015
- 19, Kirk Roach (WCU), 1987
- 19, Jason Vitaris (APP), 2009
- 19, Adrian Mora (GSU), 2010
- 19, Warren Handrahan (SAM), 2013
- 19, JJ Jerman (ETSU), 2018

Career

- 71, Kirk Roach (WCU), 1984-87
- 67, Cameron Yaw (SAM), 2009-12
- 59, Andrew Wilcox (Elon), 2005-08
- 58, Jay Sutton (APP), 1994-97
- 57, Adrian Mora (GSU), 2008-11
- 55, Craig Jones (VMI), 1976-79
- 55, Bjorn Nittmo (APP), 1985-88
- 54, Dean Biasucci (WCU), 1980-83
- 51, Danny Marshall (FUR), 2000-03
- 48, Dewey Klein (MAR), 1988-91
- 48, Henrique Ribeiro (UTC), 2013-16

MOST FIELD GOALS ATTEMPTED

- Game**
- 7, Reed Haley (GSU) vs. The Citadel, Nov. 19, 1994
 - 7, Ray Early (FUR) at Western Carolina, Nov. 16, 2013
 - 6, Jay Millson (APP) vs. Furman, Oct. 19, 1991
 - 6, Josh Jones (WCU) vs. Samford, Nov. 5, 1999
 - 6, Sean Holland (GSU) vs. Furman, Nov. 8, 2003
 - 6, Jesse Hartley (GSU) vs. Elon, Oct. 13, 2007
 - 6, Adam Shreiner (Elon) vs. The Citadel, Sept. 24, 2011
 - 6, Drew Stewart (APP) vs. Western Carolina, Nov. 12, 2011
 - 6, JJ Jerman (ETSU) vs. Robert Morris, Oct. 7, 2017
 - 6, Mitchell Fineran (SAM) at Mercer, Nov. 2, 2019

Season

- 30, Kirk Roach (WCU), 1987
- 28, Kirk Roach (WCU), 1986
- 28, Mike Wood (FUR), 1986
- 28, Jason Vitaris (APP), 2009
- 28, Cameron Yaw (SAM), 2011

INDIVIDUAL RECORDS



- 27, Andrew Wilcox (Elon), 2008
- 26, Dean Biasucci (WCU), 1982
- 26, Matt Vick (UTC), 2000
- 26, Julian Rauch (APP), 2007
- 25, Rick McLester (ECU), 1972
- 25, Ray Early (FUR), 2013

Career

- 102, Kirk Roach (WCU), 1984-87 (NCAA record)
- 92, Cameron Yaw (SAM), 2009-12
- 84, Andrew Wilcox (Elon), 2005-08
- 83, Craig Jones (VMI), 1976-79
- 82, Dean Biasucci (WCU), 1980-83
- 79, Jay Sutton (APP), 1994-97
- 77, Scott Beckler (FUR), 2004-07
- 74, Bjorn Nittmo (APP), 1985-88
- 69, Adrian Mora (GSU), 2008-11
- 68, Mike Shoun (ETSU), 1987-90
- 68, Jay Millson (APP), 1989-92

MOST CONSECUTIVE FIELD GOALS MADE

Season

- 14, JJ Jerman (ETSU), 2018
- 13, Matt Vick (UTC), 2000
- 13, Warren Hadrahan (SAM), 2013
- 12, Gary Davis (APP), 1975
- 12, Bjorn Nittmo (APP), 1988
- 12, Danny Marshall (FUR), 2001
- 12, Craig Camay (UTC), 2009
- 12, Adrian Mora (GSU), 2011
- 12, Henrique Ribeiro (UTC), 2014

MOST GAMES WITH A FIELD GOAL

Season

- 12, Andrew Wilcox (Elon), 2008
- 12, David Marvin (WOF), 2016
- 11, Mike Wood (FUR), 1986
- 11, Adrian Mora (GSU), 2010
- 11, Cameron Yaw (SAM), 2011
- 11, Henrique Ribeiro (UTC), 2014
- 10, Kirk Roach (WCU), 1986
- 10, Bjorn Nittmo (APP), 1986
- 10, Kirk Roach (WCU), 1987
- 10, Bjorn Nittmo (APP), 1987
- 10, Dewey Klein (MAR), 1988
- 10, Bjorn Nittmo (APP), 1988
- 10, Danny Marshall (FUR), 2003
- 10, Cameron Yaw (SAM), 2010
- 10, Cameron Yaw (SAM), 2012
- 10, Warren Handrahan (SAM), 2013
- 10, JJ Jerman (ETSU), 2017
- 10, JJ Jerman (ETSU), 2018
- 10, Mitchell Fineran (SAM), 2018
- 10, Tyler Keltner (ETSU), 2019
- 10, Grant Clemmons (VMI), 2019
- 10, Grayson Atkins (FUR), 2019

HIGHEST FIELD GOAL PERCENTAGE

Season

(minimum 15 attempts)

- 90.4 (19-21), Adrian Mora (GSU), 2010
- 86.9 (20-23), Anthony Pistelli (SAM), 2015
- 86.7 (13-15), Glen Connally (FUR), 1990
- 86.7 (13-15), Jay Sutton (APP), 1996
- 86.7 (13-15), Grayson Atkins (FUR), 2019
- 84.6 (22-26), Matt Vick (UTC), 2000
- 84.2 (16-19), Jim Richter (FUR), 1994
- 84.2 (16-19), Craig Camay (UTC), 2009
- 83.3 (15-18), Craig Jones (VMI), 1976
- 83.3 (15-18), Mitchell Fineran (SAM), 2020-21

(minimum 10 attempts)

- 91.7 (11-12), Ray Early (FUR), 2010
- 91.7 (11-12), Jason Vitaris (APP), 2010
- 91.7 (11-12), Luke Carter (WOF), 2017
- 90.9 (10-11), Dewey Klein (MAR), 1989
- 90.4 (19-21), Adrian Mora (GSU), 2010
- 90.0 (9-10), Rodney Allen (UTC), 1992
- 86.9 (20-23), Anthony Pistelli (SAM), 2015
- 86.7 (13-15), Jay Sutton (APP), 1996
- 86.7 (13-15), Grayson Atkins (FUR), 2019
- 85.7 (12-14), Tim Tanguay (FUR), 1981
- 85.7 (12-14), Eric Meng (GSU), 1997
- 85.7 (12-14), Chris Chambers (GSU), 1998
- 85.7 (12-14), Darren Brown (WOF), 2000
- 85.7 (12-14), Adrian Mora (GSU), 2011
- 85.7 (12-14), Logan Howard (WCU), 2015

MOST FIELD GOALS MADE, 50 YARDS OR MORE

Season

- 7, Kirk Roach (WCU), 1987 (NCAA record)

Career

- 11, Kirk Roach (WCU), 1984-87 (NCAA record)

MOST GAMES KICKING TWO OR MORE FIELD GOALS

Career

- 25, Kirk Roach (WCU), 1984-87 (NCAA record)

MOST EXTRA POINTS MADE BY KICKING

Game

- 11, Ed Terry (DAV) vs. Furman, Sept. 27, 1969
- 10, Dewey Klein (MAR) vs. Morehead State, Sept. 14, 1991
- 10, Chris Chambers (GSU) vs. Western Carolina, Oct. 9, 1999
- 10, Mike Adams (CIT) vs. Webber International, Sept. 8, 2007
- 10, Mike Adams (CIT) vs. VMI, Nov. 17, 2007
- 10, Jason Vitaris (APP) vs. Wofford, Oct. 31, 2008
- 9, 19 times
- LAST: Mitchell Fineran (SAM) vs. VMI, Oct. 13, 2018

Season

- 76, Julian Rauch (APP), 2007
- 70, Chris Chambers (GSU), 1999
- 69, Julian Rauch (APP), 2006
- 64, Jason Vitaris (APP), 2008
- 62, Adrian Mora (GSU), 2011
- 61, Scott Shelton (GSU), 2002
- 60, Henrique Ribeiro (UTC), 2014
- 58, Tim Openlander (MAR), 1996
- 58, Julian Rauch (APP), 2005
- 58, Jason Vitaris (APP), 2009

Career

- 247, Julian Rauch (APP), 2004-07
- 179, Jason Vitaris (APP), 2007-10
- 176, Scott Beckler (FUR), 2004-07
- 164, Dewey Klein (MAR), 1988-91
- 163, Henrique Ribeiro (UTC), 2013-16
- 159, Tim Openlander (MAR), 1994-96
- 159, Danny Marshall (FUR), 2000-03
- 157, Adrian Mora (GSU), 2008-11
- 143, Jason Wells (FUR), 1996-99
- 141, Christian Reed (WOF), 2009-12
- 141, Adam Shreiner (EON), 2009-12
- 141, Luke Carter (WOF), 2016-19

MOST EXTRA POINTS ATTEMPTED BY KICKING

Game

- 11, Ed Terry (DAV) vs. Furman, Sept. 27, 1969
- 10, Dewey Klein (MAR) vs. Morehead State, Sept. 14, 1991
- 10, Chris Chambers (GSU) vs. Western Carolina, Oct. 9, 1999
- 10, Mike Adams (CIT) vs. Webber International, Sept. 8, 2007
- 10, Mike Adams (CIT) vs. VMI, Nov. 17, 2007
- 10, Jason Vitaris (APP) vs. Wofford, Oct. 31, 2008
- 9, 21 times
- LAST: Mitchell Fineran (SAM) vs. VMI, Oct. 13, 2018

Season

- 81, Julian Rauch (APP), 2007
- 73, Chris Chambers (GSU), 1999
- 70, Julian Rauch (APP), 2006
- 69, Jason Vitaris (APP), 2008
- 64, Adrian Mora (GSU), 2011
- 62, Scott Shelton (GSU), 2002
- 62, Henrique Ribeiro (UTC), 2014
- 60, Tim Openlander (MAR), 1994
- 60, Jonathan Dudley (GSU), 2004
- 59, Julian Rauch (APP), 2005
- 59, Patrick Muga (WOF), 2007
- 59, Jason Vitaris (APP), 2010

Career

- 256, Julian Rauch (APP), 2004-07
- 188, Jason Vitaris (APP), 2007-10
- 185, Scott Beckler (FUR), 2004-07
- 168, Danny Marshall (FUR), 2000-03
- 168, Henrique Ribeiro (UTC), 2013-16
- 164, Dewey Klein (MAR), 1988-91
- 162, Tim Openlander (MAR), 1994-96
- 159, Adrian Mora (GSU), 2008-11
- 151, Jason Wells (FUR), 1996-99
- 150, Christian Reed (WOF), 2009-12

MOST CONSECUTIVE EXTRA POINTS MADE

Season

- 61, Julian Rauch (APP), 2006

- 58, Tim Openlander (MAR), 1996
- 58, Jason Vitaris (APP), 2009
- 56, Adrian Mora (GSU), 2011
- 55, Grayson Atkins (FUR), 2017
- 54, Julian Rauch (APP), 2005
- 51, Luke Carter (WOF), 2019
- 50, Julian Rauch (APP), 2007
- 50, Andrew Wilcox (Elon), 2007
- 50, Mitchell Fineran (SAM), 2018

Career

- 152, Adrian Mora (GSU), 2008-11
- 141, Luke Carter (WOF), 2016-19
- 124, Tim Openlander (MAR), 1994-96
- 104, Jacob Godek (CIT), 2017-19
- 96, Adam Shreiner (Elon), 2009-11
- 94, Julian Rauch (APP), 2004-07
- 91, Mitchell Fineran (SAM), 2018-19
- 80, Andrew Wilcox (Elon), 2006-08
- 78, Jay Millson (APP), 1989-92
- 68, Grayson Atkins (FUR), 2017-18

HIGHEST PERCENTAGE OF EXTRA POINTS MADE

Season (minimum 30 made)

- 100.0 (58), Tim Openlander (MAR), 1995
- 100.0 (58), Jason Vitaris (APP), 2009
- 100.0 (56), Mike Adams (CIT), 2007
- 100.0 (55), Grayson Atkins (FUR), 2017
- 100.0 (51), Luke Carter (WOF), 2019
- 100.0 (50), Andrew Wilcox (Elon), 2007
- 100.0 (50), Mitchell Fineran (SAM), 2018
- 100.0 (48), Luke Carter (WOF), 2018
- 100.0 (47), Jesse Hartley (GSU), 2007
- 100.0 (47), Henrique Ribeiro (UTC), 2015
- 100.0 (45), Adrian Mora (GSU), 2010
- 100.0 (43), Alex Hanks (GSU), 2012
- 100.0 (43), Jacob Godek (CIT), 2019
- 100.0 (42), Eric Goins (CIT), 2015
- 100.0 (41), Anthony Pistelli (SAM), 2015
- 100.0 (41), Luke Carter (WOF), 2017
- 100.0 (41), Jacob Godek (CIT), 2018
- 100.0 (40), Reed Haley (GSU), 1993
- 100.0 (40), Cole Fisher (MER), 2018
- 100.0 (39), Adam Shreiner (Elon), 2010
- 100.0 (33), Adam Shreiner (Elon), 2011
- 100.0 (33), JJ Jerman (ETSU), 2018
- 100.0 (32), Clark Sechrest (WCU), 2011
- 100.0 (31), Matt Vick (UTC), 2000
- 100.0 (31), Danny Marshall (FUR), 2003
- 100.0 (30), Greg Clark (APP), 1972

MOST POINTS SCORED BY KICKING

Game

- 21, Drew Stewart (APP) vs. Western Carolina, Nov. 12, 2011
- 20, Josh Jones (WCU) vs. Samford, Nov. 5, 1999
- 20, Ray Early (FUR) vs. Western Carolina, Nov. 16, 2013
- 19, Dean Biasucci (WCU) vs. Mars Hill, Sept. 18, 1982
- 19, Anthony Pistelli (SAM) vs. Clark Atlanta, Nov. 7, 2015
- 18, Andrew Wilcox (Elon) vs. Georgia Southern, Oct. 13, 2007
- 17, Glen Connally (FUR) vs. ETSU, Nov. 10, 1990
- 17, Sean Holland (GSU) vs. Furman, Nov. 8, 2003
- 17, Eric Goins (CIT) vs. VMI, Nov. 7, 2015
- 17, Anthony Pistelli (SAM) at Mercer, Nov. 21, 2015

Season

- 127, Julian Rauch (APP), 2007
- 115, Jason Vitaris (APP), 2009
- 108, Henrique Ribeiro (UTC), 2014
- 102, Adrian Mora (GSU), 2010
- 101, Cameron Yaw (SAM), 2011
- 101, Anthony Pistelli (SAM), 2015
- 99, Andrew Wilcox (Elon), 2008
- 99, Julian Rauch (APP), 2006
- 98, Jesse Hartley (GSU), 2007
- 98, Adrian Mora (GSU), 2011
- 98, Henrique Ribeiro (UTC), 2015

Career

- 373, Julian Rauch (APP), 2004-07
- 328, Adrian Mora (GSU), 2008-11
- 314, Scott Beckler (FUR), 2004-07
- 312, Danny Marshall (FUR), 2000-03
- 307, Andrew Wilcox (Elon), 2005-08
- 307, Henrique Ribeiro (UTC), 2013-16
- 302, Kirk Roach (WCU), 1984-87
- 302, Cameron Yaw (SAM), 2009-12
- 300, Dewey Klein (MAR), 1988-91
- 293, Jason Vitaris (APP), 2007-10

SCORING

MOST POINTS SCORED

Game

- 36, Cos DeMatteo (UTC) vs. Miss. Valley State, Sept. 16, 2000
- 36, Jerome Felton (FUR) vs. Western Carolina, Sept. 23, 2006
- 36, Jayson Foster (GSU) vs. Coastal Carolina, Sept. 15, 2007
- 36, Alex Ramsey (VMI) vs. Samford (OT), Oct. 12, 2019
- 30, Robert Surratt (MAR) vs. Appalachian State, Oct. 13, 1984
- 30, John Settle (APP) vs. Davidson, Oct. 4, 1986
- 30, Brad Hoover (WCU) vs. VMI, Oct. 31, 1998
- 30, Adrian Peterson (GSU) vs. The Citadel, Oct. 24, 1998
- 30, Adrian Peterson (GSU) vs. Youngstown State, Dec. 20, 1999*
- 30, Adrian Peterson (GSU) vs. VMI, Sept. 30, 2000
- 30, J.R. McNair (WOF) vs. Chattanooga, Oct. 4, 2003
- 30, Ben Dupree (CIT) at Old Dominion, Sept. 21, 2013
- 30, Devin Wynn (FUR) vs. VMI, Nov. 9, 2019

* indicates NCAA playoff game

Season

- 186, Kevin Richardson (APP), 2006
- 174, Adrian Peterson (GSU), 1999
- 162, Chaz Williams (GSU), 2002
- 156, Adrian Peterson (GSU), 1998
- 152, Chaz Williams (GSU), 2004
- 144, Jayson Foster (GSU), 2007
- 140, Jerome Felton (FUR), 2006
- 138, Dane Romero (WOF), 2008
- 134, Alex Ramsey (VMI), 2019
- 132, Eric Breitenstein (WOF), 2010

Career

- 524, Adrian Peterson (GSU), 1998-01
- 444, Kevin Richardson (APP), 2004-07
- 414, Jerome Felton (FUR), 2004-07
- 392, Armanti Edwards (APP), 2006-09
- 390, Eric Breitenstein (WOF), 2009-12
- 374, Chaz Williams (GSU), 2001-04
- 373, Julian Rauch (APP), 2004-07
- 372, Jayson Foster (GSU), 2004-07
- 334, Thomas Haskins (VMI), 1993-96
- 318, Louis Ivory (FUR), 1998-01

MOST TOUCHDOWNS SCORED

Game

- 6, Adrian Peterson (GSU) vs. Youngstown State, Dec. 20, 1999*
- 6, Cos DeMatteo (UTC) vs. Miss. Valley State, Sept. 16, 2000
- 6, Jerome Felton (FUR) vs. Western Carolina, Sept. 23, 2006
- 6, Jayson Foster (GSU) vs. Coastal Carolina, Sept. 15, 2007
- 6, Alex Ramsey (VMI) vs. Samford (OT), Oct. 12, 2019
- 5, Robert Surratt (MAR) vs. Appalachian State, Oct. 13, 1984
- 5, John Settle (APP) vs. Davidson, Oct. 4, 1986
- 5, Adrian Peterson (GSU) vs. The Citadel, Oct. 24, 1998
- 5, Brad Hoover (WCU) vs. VMI, Oct. 31, 1998
- 5, Adrian Peterson (GSU) vs. VMI, Sept. 30, 2000
- 5, J.R. McNair (WOF) vs. Chattanooga, Oct. 4, 2003
- 5, Ben Dupree (CIT) at Old Dominion, Sept. 21, 2013
- 5, Devin Wynn (FUR) vs. VMI, Nov. 9, 2019

* indicates NCAA playoff game

Season

- 31, Kevin Richardson (APP), 2006
- 29, Adrian Peterson (GSU), 1998
- 27, Chaz Williams (GSU), 2002
- 26, Adrian Peterson (GSU), 1999
- 25, Chaz Williams (GSU), 2004
- 24, Jayson Foster (GSU), 2007
- 23, Jerome Felton (FUR), 2006
- 23, Dane Romero (WOF), 2008
- 22, Eric Breitenstein (WOF), 2010
- 22, Alex Ramsey (VMI), 2019

Career

- 87, Adrian Peterson (GSU), 1998-01
- 74, Kevin Richardson (APP), 2004-07
- 65, Armanti Edwards (APP), 2006-09
- 65, Eric Breitenstein (WOF), 2009-12
- 62, Chaz Williams (GSU), 2001-04
- 62, Jayson Foster (GSU), 2004-07
- 53, Louis Ivory (FUR), 1998-2001
- 52, Terrell Hudgins (Elon), 2006-09
- 51, Chris Parker (MAR), 1992-95
- 50, Thomas Haskins (VMI), 1993-96

MOST TOUCHDOWNS SCORED BY A FRESHMAN

Season

- 29, Adrian Peterson (GSU), 1998 (NCAA record)

MOST 2-POINT ATTEMPTS

Game

- 3, John Deleo (FUR) vs. Guilford, Nov. 7, 1970
- 2, Dick Longfellow (WVU) vs. Pittsburgh, Oct. 18, 1958
- 2, Don Kern (VMI) vs. The Citadel, Nov. 14, 1959
- 2, John Hince (VMI) vs. Davidson, Sept. 16, 1967
- 2, Tony Scales (VMI) vs. William & Mary, Oct. 13, 1990
- 2, Thomas Haskins (VMI) vs. Liberty, Sept. 9, 1995
- 2, Austin Herink (ETSU) vs. Western Carolina, Oct. 27, 2018

MOST 2-POINT PASSES

Game

- 3, Dick Longfellow (WVU) vs. Boston Univ., Oct. 11, 1958
- 3, Howard Dyer (VMI) vs. Virginia, Oct. 15, 1960

MOST DEFENSIVE 2-POINT CONVERSIONS

Game

- 2, VMI vs. Davidson, Sept. 7, 2002

PUNTING

MOST PUNTS

Game

- 13, Jim Bailey (VMI) vs. West Virginia, Oct. 4, 1969
- 13, Mike Bartik (FUR) vs. East Carolina, Oct. 28, 1972
- 13, Mark Royals (APP) vs. The Citadel, Sept. 21, 1985
- 13, Jeff Lloyd (UTC) vs. Oklahoma, Aug. 30, 2008
- 13, Blake Cain (WCU) vs. Appalachian State, Nov. 22, 2008
- 12, Jim Jordan (FUR) vs. The Citadel, Nov. 19, 1966
- 12, Greg Davis (CIT) vs. Clemson, Oct. 4, 1986
- 12, Nate McKinney (APP) vs. Hawaii, Aug. 30, 2003

Season

- 101, Jim Bailey (VMI), 1969
- 93, Jim Bailey (VMI), 1970
- 86, Chuck Marks (VMI), 1968
- 86, Anthony Turowski (Elon), 2003
- 86, Mike Bartik (FUR), 1972
- 85, Mark Royals (APP), 1984
- 84, Jimmy Jordan (FUR), 1968
- 84, Billy Wightman (ECU), 1968
- 82, Jim Bailey (VMI), 1971
- 82, Kenny Pauley (WCU), 1990

Career

- 297, Billy Smith (UTC), 1985-88
- 276, Jim Bailey (VMI), 1969-71
- 272, Brent Barth (VMI), 1999-02
- 265, Aaron Bass (ETSU), 2000-03
- 263, Greg Davis (CIT), 1983-86
- 262, Blake Cain (WCU), 2008-11
- 258, Harold Alexander (APP), 1989-92
- 237, Nate McKinney (APP), 2000-03
- 235, Ken Caldwell (CIT), 1975-78
- 234, Greg Peranich (SAM), 2010-14

MOST PUNTING YARDS

Game

- 616, Greg Davis (CIT) vs. Clemson, Oct. 4, 1986
- 528, Nate McKinney (APP) vs. Hawaii, Aug. 30, 2003
- 512, Mark Royals (APP) vs. The Citadel, Sept. 21, 1985
- 502, Jeff Lloyd (UTC) vs. Oklahoma, Aug. 30, 2008
- 497, Blake Cain (WCU) vs. Appalachian State, Nov. 22, 2008
- 494, Bentlee Critcher (APP) vs. Samford, Oct. 12, 2013
- 492, Billy Smith (UTC) vs. ETSU, Sept. 21, 1985
- 489, Eric Smith (GSU) vs. Miami (Fla.), Sept. 3, 1994
- 488, Billy Smith (UTC) vs. Marshall, Oct. 22, 1988
- 480, Billy Smith (UTC) vs. Georgia Tech, Sept. 10, 1988

Season

- 3,529, Mark Royals (APP), 1984
- 3,504, Jim Bailey (VMI), 1969
- 3,441, Jim Bailey (VMI), 1970
- 3,368, Jimmy Jordan (FUR), 1968
- 3,306, Aaron Bass (ETSU), 2002
- 3,297, Nate McKinney (APP), 2003
- 3,287, Anthony Turowski (Elon), 2003
- 3,273, Billy Smith (UTC), 1988
- 3,264, Billy Smith (UTC), 1985
- 3,250, Chuck Marks (VMI), 1968

Career

- 11,906, Billy Smith (UTC), 1985-88

- 11,438, Brent Barth (VMI), 1999-02
- 11,055, Harold Alexander (APP), 1989-92
- 11,076, Greg Davis (CIT), 1983-86
- 11,002, Aaron Bass (ETSU), 2000-03
- 10,145, Blake Cain (WCU), 2008-11
- 10,143, Jim Bailey (VMI), 1969-71
- 9,896, Nate McKinney (APP), 2000-03
- 9,871, Aaron Bass (ETSU), 1999-02
- 9,737, Greg Peranich (SAM), 2010-14

HIGHEST PUNTING AVERAGE

Game (minimum 5 punts)

- 55.7 (6-334), Harold Alexander (APP) vs. The Citadel, Oct. 3, 1992 (NCAA record)
- 55.5 (8-444), Harold Alexander (APP) vs. Marshall, Aug. 31, 1991
- 54.9 (9-494), Bentlee Critcher (APP) vs. Samford, Oct. 12, 2013
- 54.6 (5-273), Nathan McKinney (APP) vs. Furman, Oct. 12, 2002
- 54.3 (8-434), Pumpu Tudors (UTC) vs. Appalachian State, Sept. 20, 1980
- 54.2 (5-271), Bob Hooper (SAM) vs. Chattanooga, Oct. 10, 2009
- 53.0 (6-318), Bobby Goodwin (ETSU) vs. Eastern Kentucky, Sept. 3, 1983
- 53.0 (5-265), Nick Pollard (UTC) vs. Wofford, Nov. 8, 2014
- 52.6 (5-263), Austin Barnard (SAM) at VMI, Oct. 7, 2017
- 51.8 (5-259), John Howell (UTC) vs. Vanderbilt, Nov. 20, 1982
- 51.8 (5-259), Matt Campbell (CIT) vs. Samford, March 27, 2021

Season (minimum 30 punts)

- 47.4, Brent Barth (VMI), 1999-02
- 46.7, Harold Alexander (APP), 1991
- 46.2, David Marvin (WOF), 2016
- 45.9, Sam Martin (APP), 2012
- 45.9, Bentlee Critcher (APP), 2013
- 45.8, Chris Hanson (MAR), 1996
- 45.5, Pumpu Tudors (MAR), 1991
- 45.2, Austin Barnard (SAM), 2017
- 44.9, Ian Berryman (WCU), 2016
- 44.6, Pat Velarde (MAR), 1983
- 44.6, Greg Davis (CIT), 1986
- 44.6, Pumpu Tudors (UTC), 1990
- 44.6, Nate McKinney (APP), 2003

Career (minimum 100 punts)

- 44.4, Pumpu Tudors (UTC), 1989-91
- 43.8, Ian Berryman (WCU), 2015-18
- 43.4, Joe Parker (APP), 1973-76
- 43.4, Pat Velarde (MAR), 1982-83
- 43.2, Matt Campbell (CIT), 2018-present**
- 43.2, Austin Barnard (SAM), 2014-17
- 43.0, Harold Alexander (APP), 1989-92
- 43.0, Ray Early (FUR), 2010-13
- 42.8, Ken Hinsley (WCU), 1995-98
- 42.4, Nate McKinney (APP), 2000-03

MOST PUNTS OVER 50 YARDS

Game

- 7, Harold Alexander (APP) vs. Marshall, Aug. 31, 1991

MOST PUNTS INSIDE OPPONENT'S 20

Game

- 8, Harold Alexander (APP) vs. Wake Forest, Sept. 9, 1989

PUNT RETURNS

MOST PUNT RETURNS

Game

- 10, Tim Dameron (ECU) vs. Furman, Oct. 28, 1972
- 9, Devon Ford (APP) vs. Davidson, Sept. 21, 1974
- 9, Gary Parris (UTC) vs. Middle Tenn. State, Oct. 20, 1979
- 9, Ricardo Clark (MAR) vs. Chattanooga, Oct. 22, 1988
- 9, Dexter Dawson (GSU) vs. VMI, Oct. 23, 1993
- 8, Ed Mioduszewski (W&M) vs. North Carolina, Oct. 28, 1950
- 8, Jeff Isaac (CIT) vs. Furman, Nov. 19, 1966
- 8, Jeff Dean (WCU) vs. Marshall, Sept. 15, 1979
- 8, Keyandre Fenn (ETSU) vs. VMI, Sept. 16, 2000
- 8, Teray Frost (VMI) vs. Charleston Southern, Oct. 21, 2000
- 8, Jermaine Anderson (CIT) vs. VMI, Nov. 10, 2001
- 8, Andre Roberts (CIT) vs. Chas. Southern, Sept. 1, 2007

Season

- 44, Ant Williams (GSU), 2002
- 41, Ricardo Clark (MAR), 1990
- 40, Chas Fox (FUR), 1983
- 36, Devin Ford (APP), 1974
- 36, DaVon Fowlkes (APP), 2002
- 35, Jerry Haynes (UR), 1970

INDIVIDUAL RECORDS



35, David McCrary (UTC), 1983
34, Dexter Jackson (APP), 2007
33, Tim Martin (MAR), 1995
33, Lamont Williams (WOF), 1997
33, Anthony Stringfield (ETSU), 1997
33, Ken Byrd (APP), 1997
33, DaVon Fowlkes (APP), 2001

Career

118, David McCrary (UTC), 1982-85
118, Ant Williams (GSU), 1999-02
116, DaVon Fowlkes (APP), 2001-04
115, Tim Martin (MAR), 1993-96
107, Chas Fox (FUR), 1982-85
105, Devon Ford (APP), 1973-76
105, Ricardo Clark (MAR), 1988-91
93, Zach Smerdzinski (FUR), 1997-00
93, Dexter Jackson (APP), 2004-07
91, Anthony Stringfield (ETSU), 1994-97

MOST PUNT RETURNS YARDS

Game

177, Carlos Frank (CIT) vs. Newberry, Sept. 6, 1997
172, Devon Ford (APP) vs. East Carolina, Oct. 19, 1974
169, Ronnie Moore (VMI) vs. Davidson, Sept. 28, 1974
156, Jeff Varnadoe, (CIT) vs. Bucknell, Sept. 18, 1971
155, Teray Frost (VMI) vs. Chas. Southern, Oct. 21, 2000
154, Dexter Jackson (APP) vs. Gardner-Webb, Sept. 23, 2006
143, Ant Williams (GSU) vs. Chattanooga, Sept. 22, 2001
142, David McCrary (UTC) vs. Marshall, Oct. 22, 1983
133, Ed Elliott (UR) vs. Randolph-Macon, Sept. 18, 1953
131, Jermaine Anderson (CIT) vs. VMI, Nov. 10, 2001

Season

570, Devon Ford (APP), 1974
478, DaVon Fowlkes (APP), 2002
474, Ant Williams (GSU), 2002
461, Andre Roberts (CIT), 2008
393, Tim Martin (MAR), 1995
385, David McCrary (UTC), 1983
369, Dexter Jackson (APP), 2006
366, Ricardo Clark (MAR), 1990
366, Dexter Dawson (GSU), 1993
354, Troy Brown (MAR), 1991

Career

1,276, DaVon Fowlkes (APP), 2001-04
1,253, David McCrary (UTC), 1982-85
1,199, Devon Ford (APP), 1973-76
1,160, Andre Roberts (CIT), 2006-09
1,126, Ant Williams (GSU), 1999-02
1,066, Tim Martin (MAR), 1993-96
1,034, Zach Smerdzinski (FUR), 1997-00
975, Kerry Hayes (WCU), 1991-94
864, Dexter Dawson (GSU), 1992-95
848, Steffon Hawkins (UTC), 1996-99

HIGHEST PUNT RETURN AVERAGE

Game (minimum 3 returns)

43.0 (4-172), Devon Ford (APP) vs. East Carolina, Oct. 19, 1974
36.3 (3-109), Kerry Hayes (WCU) vs. ETSU, Nov. 14, 1992
30.7 (3-92), Adam Mims (FUR) vs. Colgate, Sept. 13, 2008
29.7 (3-89), Jimmy Watkins (APP) vs. Liberty, Sept. 1, 2001
29.0 (4-116), Karlos Sullivan (Elon) vs. W.Va. Wesleyan, Sept. 8, 2007
29.0 (4-116), Andre Roberts (CIT) vs. Webber Int'l., Aug. 30, 2008
28.3 (3-85), Andre Roberts (CIT) vs. Webber Int'l., Sept. 8, 2007
27.3 (3-82), Joel Bradford (UTC) vs. The Citadel, Nov. 14, 2009
27.0 (4-108), Ant Williams (GSU) vs. VMI, Oct. 5, 2002
27.0 (3-81), Lewis Barr (GSU) vs. Chattanooga, Sept. 27, 2003
27.0 (4-108), DeAndre Schoultz (CIT) vs. ETSU, Oct. 29, 2016

Season

24.9, Kerry Hayes (WCU), 1994
21.9, Montrell Washington (SAM), 2019
19.2, Andre Roberts (CIT), 2008
19.1, Steffon Hawkins (UTC), 1996
15.9, Dexter Dawson (GSU), 1995
15.8, Jimmy Jordan (FUR), 1968
15.8, Devon Ford (APP), 1974
15.5, Andre Roberts (CIT), 2009
14.9, Corey Joyner (GSU), 1998
14.9, Bear Rinehart (FUR), 2002

Career (minimum 25 returns)

18.9, George Hannan (DAV), 1967-69
18.2, Chandler Curtis (MER), 2014-17
16.9, David Ames (UR), 1955-57, 1959

16.0, Raja Andrews (GSU), 2005-08
14.0, Andre Roberts (CIT), 2006-09
13.9, Kerry Hayes (WCU), 1991-94
13.5, Steffon Hawkins (UTC), 1996-99
12.8, Bear Rinehart (FUR), 1999-02
11.8, Dexter Dawson (GSU), 1992-95
11.4, Devon Ford (APP), 1973-76

MOST PUNT RETURNS FOR TOUCHDOWN

Game

2, Carlos Frank (CIT) vs. Newberry, Sept. 6, 1997
2, Dexter Jackson (APP) vs. Gardner-Webb, Sept. 23, 2006

Season

3, Carlos Frank (CIT), 1997
3, Andre Roberts (CIT), 2008
3, Chandler Curtis (MER), 2014
2, Andre Worrell (FUR), 1992
2, Dexter Jackson (APP), 2006
2, Tommy Hudson (UTC), 2014
2, Dante Smith (CIT), 2018

Career

4, Tim Martin (MAR), 1993-96
4, Carlos Frank (CIT), 1996-99
3, Andre Roberts (CIT), 2006-09
3, A.J. Harris (Elon), 2008-11
3, Chandler Curtis (MER), 2014-17
2, David McCrary (UTC), 1982-85
2, Ricardo Clark (MAR), 1988-91
2, Anthony Smith (APP), 1989-92
2, Andre Worrell (FUR), 1991-93
2, Kerry Hayes (WCU), 1991-94
2, Ant Williams (GSU), 1999-02
2, Dexter Jackson (APP), 2004-07
2, Karlos Sullivan (Elon), 2006-09
2, Tommy Hudson (UTC), 2010-14
2, Dante Smith (CIT), 2018-19

~ ~ ~ KICKOFF RETURNS ~ ~ ~

MOST KICKOFF RETURNS

Game

11, Mike Rucker (WOF), vs. Appalachian State, Oct. 31, 2008
10, Mason Dermott (VMI) vs. Chattanooga, Sept. 23, 2017
9, Mike Malone (WCU) vs. Appalachian State, Nov. 10, 2007
9, R.J. Webb (FUR) vs. Auburn, Nov. 7, 2009
8, Rusty Scales (ECU) vs. Bowling Green, Sept. 25, 1971
8, Scott Dykes (ETSU) vs. Marshall, Nov. 23, 1991
8, Tobe Taylor (UTC) vs. Marshall, Oct. 1, 1994
8, Carlos Frank (CIT) vs. Miami (Fla.), Sept. 7, 1996
8, Carlos Frank (CIT) vs. Vanderbilt, Oct. 9, 1999
8, Lance Camp (Elon) vs. Wofford, Oct. 25, 2008
8, Asheton Jordan (CIT) vs. Florida, Nov. 22, 2008
8, Nate Harris (WCU) at Wofford, Oct. 16, 2010
8, Brian Sutherland (UTC) at Auburn, Nov. 6, 2010
8, Brian Sutherland (UTC) at Wofford, Nov. 20, 2010
8, George Richardson (WCU) at Georgia Tech, Sept. 1, 2011
8, Kevin Hardy (CIT) vs. Appalachian State, Oct. 15, 2011

Season

58, Mike Malone (WCU), 2007
48, Otis Washington (WCU), 1988
47, Mason Dermott (VMI), 2017
46, Michael Gilmore (UTC), 2004
45, Brian Sutherland (UTC), 2010
44, Laron Scott (UTC), 2010
43, CoCo Hillary (APP), 2007
42, Mike Rucker (WOF), 2008
42, Mason Dermott (VMI), 2016
41, Jawan Clark (WCU), 2000

Career

120, Mike Rucker (WOF), 2007-10
108, Carlos Frank (CIT), 1996-99
105, Mason Dermott (VMI), 2015-18
97, CoCo Hillary (APP), 2007-10
95, Detrez Newsome (WCU), 2014-17
89, Dale Middleton (ETSU), 1986-89
89, Brian Bratton (FUR), 2001-04
85, Devon Ford (APP), 1973-76
85, Fabian Truss (SAM), 2010-13
82, Darryl Streeter (UTC), 1984-88

MOST KICKOFF RETURNS YARDS

Game

240, Detrez Newsome (WCU) at S. Carolina, Nov. 19, 2016

229, Mike Malone (WCU) vs. Furman, Nov. 17, 2007
225, Michael Mayers (Elon) vs. Appalachian St., Sept. 29, 2007

222, Kerry Hayes (WCU) vs. VMI, Oct. 10, 1992
212, Michael Gilmore (UTC) vs. Appalachian State, Oct. 30, 2004
212, Mike Rucker (WOF) vs. Appalachian State, Oct. 31, 2008
207, Titus Green (VMI) vs. Furman, Sept. 22, 2001
200, Asheton Jordan (CIT) vs. Florida, Nov. 22, 2008
198, Otis Washington (WCU) vs. Marshall, Nov. 12, 1988
195, R.J. Webb (FUR) vs. Auburn, Nov. 7, 2009

Season

1,383, Mike Malone (WCU), 2007
1,161, Laron Scott (GSU), 2010
1,113, Otis Washington (WCU), 1988
1,040, Laron Scott (GSU), 2011
1,037, George Richardson (WCU), 2011
1,030, CoCo Hillary (APP), 2007
1,009, Michael Gilmore (UTC), 2004
975, Mason Dermott (VMI), 2016
970, Detrez Newsome (WCU), 2016
931, Mike Rucker (WOF), 2008

Career

2,725, Mike Rucker (WOF), 2007-10
2,535, Carlos Frank (CIT), 1996-99
2,493, Fabian Truss (SAM), 2010-13
2,301, CoCo Hillary (APP), 2007-11
2,279, Detrez Newsome (WCU), 2014-17
2,257, Laron Scott (GSU), 2008-11
2,218, Mason Dermott (VMI), 2015-18
2,058, Kerry Hayes (WCU), 1991-94
2,053, Brian Bratton (FUR), 2001-04
1,869, Devin Ford (APP), 1973-76

HIGHEST KICKOFF RETURN AVERAGE

Game (minimum 4 returns)

56.2 (4-225), Michael Mayers (Elon) vs. Appalachian State, Sept. 29, 2007
55.5 (4-222), Kerry Hayes (WCU) vs. VMI, Oct. 10, 1992
45.8 (4-183), George Richardson (WCU) vs. Furman, Oct. 1, 2011
40.2 (4-161), Korey Bridy (VMI) vs. Western Carolina, Nov. 2, 2019
37.8 (4-151), Samir Baker (GSU) vs. Elon, Sept. 20, 2008
37.6 (5-188), Mike Rucker (WOF) vs. Chas. So., Sept. 6, 2008
36.5 (4-146), David Durden (MER) vs. Austin Peay, Sept. 14, 2019
35.8 (4-143), Stephon Shelton (WOF) vs. Elon, Oct. 31, 2009
34.5 (6-207), Titus Green (VMI) vs. Furman, Sept. 22, 2001
33.3 (4-133), Michael Mayers (Elon) vs. Furman, Nov. 3, 2007
33.3 (4-133), Laron Scott (GSU) at Navy, Sept. 11, 2010

Season (minimum 1.0 per game)

39.0, Troy Brown (MAR), 1991
37.7, Tony Ball (UTC), 1977
37.2, Brian Bratton (FUR), 2001
36.8, Des Kitchings (FUR), 1999
36.5, Kerry Hayes (WCU), 1993
35.9, Jerodis Williams (FUR), 2012
34.6, Randy Moss (MAR), 1996
33.1, Richard Holland (VMI), 2000
32.1, Josh Cole (FUR), 1995
30.9, Thomas Haskins (VMI), 1994

Career (minimum 25 returns)

29.7, Troy Brown (MAR), 1991-92
29.3, Des Kitchings (FUR), 1996-99
29.3, Fabian Truss (SAM), 2010-13
28.2, Kerry Hayes (WCU), 1991-94
27.9, Laron Scott (GSU), 2009-11
27.8, Jonathan Parker (UTC), 1984-88
27.3, Richard Holland (VMI), 1997-00
27.3, George Richardson (WCU), 2010-11
26.9, Josh Cole (FUR), 1993-96
26.7, Stephen Houzah (MER), 2015-18

MOST KICKOFF RETURNS FOR TOUCHDOWNS

Game

2, Kerry Hayes (WCU) vs. VMI, Oct. 10, 1992

Season

3, Troy Brown (MAR), 1991
3, Kerry Hayes (WCU), 1993
3, Des Kitchings (FUR), 1999
3, Brian Bratton (FUR), 2001
2, Ronnie Horton (ETSU), 1980
2, Albert Burt (ETSU), 1988

- 2, Jerry Ellison (UTC), 1992
- 2, Kerry Hayes (WCU), 1992
- 2, Jimmy Watkins (APP), 2000
- 2, Laron Scott (GSU), 2011
- 2, Jerodis Williams (FUR), 2012

Career

- 5, Kerry Hayes (WCU), 1991-94 (NCAA record)
- 4, Des Kitchings (FUR), 1996-99
- 4, Fabian Truss (SAM), 2010-13
- 3, Jerry Ellison (UTC), 1991-93
- 3, Troy Brown (MAR), 1991-92
- 3, Brian Bratton (FUR), 2001-04
- 2, Albert Burt (ETSU), 1988-90
- 2, Jimmy Watkins (APP), 2000-01
- 2, Mike Rucker (WOF), 2007-10
- 2, Laron Scott (GSU), 2008-11
- 2, Jerodis Williams (FUR), 2009-12
- 2, Chandler Curtiss (MER), 2014-17
- 2, Detrez Newsome (WCU), 2014-17
- 2, Deondre Johnson (MER), 2018-21

~~~ ALL-PURPOSE YARDS ~~~

MOST PLAYS

Game

- 54, Ron Darby (MAR) vs. Western Carolina, Nov. 12, 1988 (NCAA record)
- 46, John Settle (APP) vs. Marshall, Nov. 8, 1986

Season

- 373, John Settle (APP), 1986
- 356, Brad Hoover (WCU), 1998
- 340, Carlester Crumpler (ECU), 1972
- 319, Damon Scott (APP), 1996
- 317, John Settle (APP), 1986
- 317, Thomas Haskins (VMI), 1996
- 316, Alex Ramsey (VMI), 2019
- 313, George Searcy (ETSU), 1989
- 309, Floyd Allen (VMI), 1979
- 301, Tory Cooper (CIT), 2007

Career

- 1,026, John Settle (APP), 1983-86
- 1,016, Adrian Peterson (GSU), 1998-01
- 1,013, Thomas Haskins (VMI), 1993-96
- 958, John Settle (APP), 1983-86
- 913, Floyd Allen (VMI), 1978-81
- 857, Louis Ivory (FUR), 1998-01
- 834, Ron Darby (MAR), 1986-89
- 825, Chris Parker (MAR), 1991-95
- 824, Detrez Newsome (WCU), 2014-17
- 823, Jack Douglas (CIT), 1989-92

MOST YARDS GAINED

Game

- 387, Michael Mayers (Elon) vs. Appalachian State, Sept. 29, 2007
- 365, Detrez Newsome (WCU) at S. Carolina, Nov. 19, 2016
- 343, DaVon Fowlkes (APP) vs. Northwestern State, Sept. 25, 2004
- 370, Jerodis Williams (FUR) vs. W. Carolina, Sept. 29, 2012
- 347, Detrez Newsome (WCU) vs. UTC, Oct. 28, 2016
- 342, DaVon Fowlkes (APP) vs. Elon, Nov. 6, 2004
- 336, Tory Cooper (CIT) vs. Furman, Oct. 13, 2007
- 332, Troy Brown (MAR) vs. VMI, Nov. 16, 1991
- 329, Ron Darby (MAR) vs. Western Carolina, Nov. 12, 1988
- 328, Thomas Haskins (VMI) vs. Richmond, Sept. 24, 1994

Season

- 2,343, Detrez Newsome (WCU), 2016
- 2,313, DaVon Fowlkes (APP), 2004
- 2,205, Fabian Truss (SAM), 2013
- 2,143, Mike Malone (WCU), 2007
- 2,134, Thomas Haskins (VMI), 1995
- 2,102, John Settle (APP), 1986
- 2,093, Louis Ivory (FUR), 2000
- 2,092, Thomas Haskins (VMI), 1996
- 2,086, Otis Washington (WCU), 1988
- 2,080, Jayson Foster (GSU), 2007

Career

- 7,355, Thomas Haskins (VMI), 1993-96
- 6,969, Detrez Newsome (WCU), 2014-17
- 6,784, Adrian Peterson (GSU), 1998-01
- 6,640, Fabian Truss (SAM), 2010-13
- 5,843, Eric Breitenstein (WOF), 2009-12

- 5,716, Kerry Hayes (WCU), 1991-94
- 5,565, John Settle (APP), 1983-86
- 5,497, Chris Parker (MAR), 1991-95
- 5,465, Louis Ivory (FUR), 1998-01
- 5,277, Terrell Hudgins (Elon), 2006-09

HIGHEST AVERAGE GAIN PER PLAY

Game (minimum 5 plays)

- 47.5 (6-285), Kerry Hayes (WCU) vs. ETSU, Nov. 14, 1992
- 44.2 (5-221), David Durden (MER) at WCU, Aug. 31, 2019
- 38.6 (5-193), Shaun Fogle (WOF) vs. ETSU, Nov. 4, 2000
- 31.6 (5-158), Ty King (SAM) vs. VMI, March 20, 2021
- 30.3 (6-182), Darius Harvey (SAM) vs. West Alabama, Sept. 7, 2017
- 28.1 (8-225), Logan McCarter (FUR) vs. ETSU, Sept. 30, 2017
- 28.4 (7-199), Montrell Washington (SAM) vs. Youngstown State, Aug. 24, 2019
- 27.7 (6-166), Korey Bridy (VMI) vs. WCU, Nov. 2, 2019
- 26.3 (8-210), D'mauria VanCleave (WOF) vs. WCU, Oct. 19, 2019
- 24.8 (5-124), Chandler Curtis (MER) vs. ETSU, Sept. 23, 2017

Season (minimum 100 plays)

- 19.7, Otis Washington (WCU), 1988 (NCAA record)
- 16.3 (120-1,959), Michael Mayers (Elon), 2007
- 15.2 (152-2,313), DaVon Fowlkes (APP), 2004
- 15.2 (81-1,230), Bryce Nunnally (UTC), 2018
- 14.0, Mark Stock (VMI), 1988
- 13.3 (114-1,631), Richmond Flowers (UTC), 2000
- 13.1 (125-1,641), Kelvin McKnight (SAM), 2018
- 12.9 (209-1,405), Michael Mayers (Elon), 2006
- 12.6 (100-1,257), Kelvin McKnight (SAM), 2017
- 12.5 (118-1,480), Terrell Hudgins (Elon), 2007

Career (minimum 150 plays)

- 17.2 (205-3,526), Chandler Curtis (MER), 2014-17
- 14.9 (225-3,350), Thomas Gordon (FUR), 2016-19
- 14.8 (153-2,259), Bryce Nunnally (UTC), 2017-21
- 14.0 (335-4,697), Michael Mayers (Elon), 2004-07
- 14.0 (179-2,506), Jakob Herres (VMI), 2018-present**
- 13.4 (188-2,528), Terrell Hudgins (Elon), 2006-09
- 13.4 (375-5,017), DaVon Fowlkes (APP), 2001-04

MOST YARDS PER GAME

Season

- 213.0, Detrez Newsome (WCU), 2016
- 210.3, DaVon Fowlkes (APP), 2004
- 194.8, Mike Malone (WCU), 2007
- 194.0, Thomas Haskins (VMI), 1995
- 190.3, Louis Ivory (FUR), 2000
- 190.2, Thomas Haskins (VMI), 1996
- 189.6, Otis Washington (WCU), 1988
- 189.1, Jayson Foster (GSU), 2007
- 183.8, Fabian Truss (SAM), 2013
- 182.8, Mark Stock (VMI), 1988

Career

- 167.2, Thomas Haskins (VMI), 1993-96
- 162.1, Detrez Newsome (WCU), 2014-17
- 161.5, Adrian Peterson (GSU), 1998-01
- 158.1, Fabian Truss (SAM), 2010-13
- 149.3, Quay Holmes (ETSU), 2018-present**
- 148.3, Troy Brown (MAR), 1991-92
- 147.1, Stump Mitchell (CIT), 1977-80
- 139.4, Kerry Hayes (WCU), 1991-94
- 137.3, Josh Cole (FUR), 1993-96
- 132.8, Kenny Strayhorn (WCU), 1973-74

~~~ DEFENSE ~~~

MOST TOTAL TACKLES

Game

- 30, Everett Spellman (WCU) vs. Appalachian State, Nov. 21, 1987
- 30, Josh Cain (UTC) vs. The Citadel, Nov. 3, 2001
- 28, Milan Sterling (FUR) vs. Wofford, Sept. 18, 1993
- 27, Dino Hackett (APP) vs. ETSU, Nov. 23, 1985
- 26, Roger Johnson (MAR) vs. The Citadel, Nov. 9, 1991
- 26, Lester Smith (CIT) vs. Army, Oct. 12, 1991
- 25, Julius Thomas (APP) vs. Lenoir-Rhyne, Oct. 6, 1973
- 25, Chad Nkang (Elon) vs. Chattanooga, Oct. 15, 2005
- 25, Corey Weaver (Elon) vs. Appalachian State, Sept. 30, 2006
- 24, Dino Hackett (APP) vs. Furman, Oct. 26, 1985
- 24, Junior Jackson (UTC) vs. The Citadel, Oct. 21, 1989
- 24, Dexter Coakley (APP) vs. VMI, Nov. 20, 1993

Season

- 224, Brian Ruff (CIT), 1974
- 213, Brian Ruff (CIT), 1976
- 200, Dino Hackett (APP) 1985
- 195, Milan Sterling (FUR), 1993
- 183, Glen Richardson (UTC), 1985
- 183, Scott Thompson (CIT), 1986
- 182, Brian Ruff (CIT), 1975
- 181, Scott Belcher (CIT), 1995
- 176, Jay Their (FUR), 1997
- 175, Jeff Blankenship (FUR), 1988

Career

- 755, Brian Ruff (CIT), 1973-76
- 616, Dexter Coakley (APP), 1993-96
- 533, Tony Starks (CIT), 1974-77
- 523, Frank Moses (FUR), 1974-77
- 522, Glen Richardson (UTC), 1982-85
- 511, Josh Cain (UTC), 1999-02
- 495, Cedric Felton (APP), 1982-86
- 489, Kota Suttle (FUR), 1989-92
- 483, Jeff Blankenship (FUR), 1985-88
- 483, Kevin Kendrick (FUR), 1987-90

MOST PASSES INTERCEPTED

Game

- 6, Torez Jones (WCU) at Gardner-Webb, Sept. 18, 2010
- 4, Jack Bruce (W&M) vs. Richmond, Oct. 30, 1948
- 4, Jake Wade (DAV) vs. North Carolina State, Oct. 8, 1949
- 4, Charlie Benson (DAV) vs. VMI, Oct. 12, 1957

Season

- 10, John Mapp (VMI), 1952
- 10, Vince Perone, Jr. (FUR), 1972
- 10, Jim Bolding (ECU), 1975
- 10, Mark LeGree (APP), 2008
- 9, Jeff Varnadoe (CIT), 1970
- 8, Dick Kern (W&M), 1963
- 8, Phillip Aldridge (UTC), 1985
- 8, Reggie Giles (MAR), 1986
- 8, Mark Snyder (MAR), 1987
- 8, J.D. Cauthen (CIT), 1987
- 8, Reggie Solomon (UTC), 1987

Career

- 24, Corey Lynch (APP), 2003-07
- 22, Jim Bolding (ECU), 1973-76
- 22, Rick Harris (ETSU), 1986-89
- 22, Mark LeGree (APP), 2007-10
- 18, Matt Stevens (APP), 1992-95
- 17, J.D. Cauthen (CIT), 1985-88
- 16, John Mapp (VMI), 1951-53
- 16, Vince Perone, Jr. (FUR), 1972-74
- 16, Tiger Greene (WCU), 1981-84
- 15, Jerome Norris (FUR), 1984-86
- 15, Mike Mayo (VMI), 1985-87
- 15, Donnie Abraham (ETSU), 1992-95
- 15, Richie Jackson (FUR), 1998-01



Corey Lynch (Appalachian State) closed his career as the SoCon's all-time leader in interceptions with 24.

INDIVIDUAL RECORDS



MOST INTERCEPTION RETURN YARDS

Game

- 154, Jeff Varnadoe (CIT) vs. William & Mary, Oct. 10, 1970
- 112, Cortez Allen (CIT) vs. Samford, Oct. 31, 2009
- 109, Don Divers (VT) vs. VMI, Nov. 25, 1954
- 102, Earthwind Moreland (GSU) vs. Jacksonville State, Sept. 12, 1998
- 100, Andy Tucker (VMI) vs. Richmond, Sept. 29, 1961
- 100, Timmy Thrift (WOF) vs. Chattanooga, Oct. 4, 2003
- 99, Julius Grant (WCU) vs. Marshall, Oct. 31, 1992
- 99, John Keith (FUR) vs. Chattanooga, Nov. 20, 1999
- 98, Ryan Hadden (GSU) vs. Chattanooga, Sept. 25, 1999
- 98, Gary Wilkins (FUR) vs. Appalachian State, Oct. 19, 2013

Season

- 251, Jeff Varnadoe (CIT), 1970
- 197, Reggie Pinkney (ECU), 1976
- 189, Donnie Abraham (ETSU), 1995
- 165, A.J. Bryant (GSU), 2004
- 160, Kerr Kump (VMI), 1967
- 160, Reggie Giles (MAR), 1986
- 156, Justin Wozaeh (APP), 2005
- 153, Gerald Hall (ECU), 1976
- 147, Tony Carmignani (FUR), 1961
- 142, Phillip Aldridge (UTC), 1985

Career

- 453, Rick Harris (ETSU), 1986-89
- 303, Jeff Varnadoe (CIT), 1970-71
- 298, Donnie Abraham (ETSU), 1992-95
- 295, Lucas Webb (UTC), 2014-17
- 261, Kerr Kump (VMI), 1966-68
- 260, A.J. Bryant (GSU), 2002-05
- 248, Matt Stevens (APP), 1992-95
- 240, Ryan Steed (FUR), 2008-11
- 232, Omari Williams (SAM), 2014-17
- 217, Glenn Bates (MAR), 1982-83

MOST INTERCEPTIONS RETURNED FOR A TOUCHDOWN

Game

- 2, Joel Carter (APP) vs. Wake Forest, Sept. 3, 1983
- 2, David McCrary (UTC) vs. SW Louisiana, Sept. 17, 1983
- 2, Tony Tiller (ETSU) vs. Liberty, Oct. 18, 2003
- 2, Travis Hill (WCU) vs. West Virginia State, Sept. 2, 2004

Season

- 2, Glenn Bates (MAR), 1982
- 2, Joel Carter (APP), 1983
- 2, David McCrary (UTC), 1983
- 2, Rico Mack (APP), 1990
- 2, Venton Bell (FUR), 1991
- 2, Kareem Robinson (UTC), 1995
- 2, Melvin Cunningham (MAR), 1996
- 2, Lavar Rainey (GSU), 2000
- 2, Tony Tiller (ETSU), 2003
- 2, Travis Hill (WCU), 2004
- 2, Anthony Harris (Elon), 2004
- 2, Mitchell Dukes (WCU), 2006
- 2, Ryan Steed (FUR), 2010
- 2, Tevin Floyd (CIT), 2015
- 2, Lucas Webb (UTC), 2015

Career

- 4, Lucas Webb (UTC), 2014-17
- 3, Glenn Bates (MAR), 1982-83
- 3, Donnie Abraham (ETSU), 1992-95
- 3, Chris Edwards (WOF), 1998-01
- 3, Karlos Sullivan (Elon), 2006-09
- 3, Ryan Steed (FUR), 2008-11
- 3, Omari Williams (SAM), 2014-17

MOST QUARTERBACK SACKS

Game

- 7, James Russell (ETSU) vs. Glenville State, Sept. 14, 1996
- 7, Bryan Dailer (FUR) vs. Chattanooga, Nov. 22, 1997
- 6, Bryan Dailer (FUR) vs. Chattanooga, Nov. 23, 1996
- 5, Rayford Cannon (APP) vs. Davidson, Oct. 4, 1986
- 5, Kelly Fletcher (FUR) vs. Newberry, Sept. 24, 1988
- 5, Kelly Fletcher (FUR) vs. Western Carolina, Oct. 28, 1989
- 4, Louis Cooper (WCU) vs. ETSU, Nov. 10, 1984
- 4, Derek Summerour (WCU) vs. Marshall, Oct. 14, 1995
- 4, Tyler Unzicker (UTC) vs. ETSU, Nov. 10, 2001
- 4, Katon Bethay (WOF) vs. VMI, Oct. 15, 2005
- 4, Mitch McGrath (FUR) at Chattanooga, Oct. 29, 2011
- 4, Solomon Clark (WCU) vs. VMI, Sept. 29, 2018

Season

- 17.5, Bryan Dailer (FUR), 1997



Chattanooga's Lucas Webb returned a SoCon-record four interceptions for touchdowns over his four-year career (2014-17).

- 16.0, Kelly Fletcher (FUR), 1989
- 16.0, Anthony Jones (WOF), 2002
- 15.0, Edward Thomas (GSU), 1996
- 15.0, Adrian Hope (FUR), 2018
- 14.5, Kelly Fletcher (FUR), 1988
- 13.5, Keionta Davis (UTC), 2015
- 13.0, Marques Murrell (APP), 2005
- 13.0, Jason Hunter (APP), 2005
- 13.0, Marques Murrell (APP), 2006

Career

- 37.0, Davis Tull (UTC), 2011-14
- 36.5, Josh Jeffries (APP), 1999-02
- 36.0, Marques Murrell (APP), 2003-06
- 32.5, James Russell (ETSU), 1993-96
- 31.5, Kelly Fletcher (FUR), 1986-89
- 31.5, Bryan Dailer (FUR), 1994-97
- 31.0, Keionta Davis (UTC), 2013-16
- 30.5, Anthony Jones (WOF), 1999-02
- 30.0, Louis Cooper (WCU), 1981-85
- 30.0, Edward Thomas (GSU), 1993-96

MOST TACKLES FOR LOSS

Game

- 7, James Russell (ETSU) vs. Glenville State, Sept. 14, 1996
- 6, Avery Hall (APP) vs. Furman, Oct. 24, 1992
- 6, William Peebles (APP) vs. ETSU, Oct. 1, 1994
- 6, Lamar Beam (ETSU) vs. Elon, Oct. 19, 2002
- 6, Porter Johnson (CIT) vs. Western Carolina, Oct. 1, 2005

Season

- 35, Avery Hall (APP), 1992
- 29, Darren Wilson (APP), 1981
- 29, Kelly Fletcher (FUR), 1989
- 28, Anthony Jones (WOF), 2002
- 26.5, Marques Murrell (APP), 2005
- 26, Michale Spicer (WCU), 2002
- 25.5, Matt Palmer (ETSU), 2003
- 25, Sean Swoope (APP), 1992
- 25, Bryan Dailer (FUR), 1997
- 24.5, Jason Hunter (APP), 2005


Career

- 66.0, Anthony Jones (WOF), 1999-02
- 63.0, James Russell (ETSU), 1993-96
- 61.5, Avery Hall (APP), 1989-92
- 59.5, Davis Tull (UTC), 2010-14
- 59.0, Marques Murrell (APP), 2003-06
- 56.0, Bryan Dailer (FUR), 1994-97
- 56.0, K.T. Stovall (APP), 2000-03
- 55.0, Josh Jeffries (APP), 1999-02
- 54.0, Ameet Pall (WOF), 2008-11
- 54.0, Brent Russell (GSU), 2009-12

MOST PUNTS BLOCKED

Game

- 3, Gerald Sensabaugh (ETSU) vs. Georgia Southern, Nov. 1, 2003
- 2, Dino Hackett (APP) vs. ETSU, Nov. 23, 1985
- 2, Chuck Hill (APP) vs. Liberty, Oct. 10, 1987
- 2, Chuck Hill (APP) vs. Western Carolina, Nov. 21, 1987
- 2, Shaun Bennett (WOF) vs. Elon, Oct. 11, 2003
- 2, Tim Camp (GSU) vs. Morehead State, Nov. 12, 2005
- 2, John Synovec (CIT) vs. Webber Int'l., Sept. 8, 2007
- 2, Cam Jackson (CIT) vs. Western Carolina, Nov. 4, 2017
- 2, Sean-Thomas Faulkner (CIT) at Elon, Sept. 7, 2019



Furman defensive end Bryan Dailer recorded a league-record 17.5 sacks in 1997, including seven against Chattanooga on Nov. 22.

Abbreviations:

- APP – Appalachian State
- MER – Mercer
- CIT – The Citadel
- UR – Richmond
- DAV – Davidson
- UTC – Chattanooga
- ECU – East Carolina
- VMI – VMI
- ELON – Elon
- VT – Virginia Tech
- ETSU – ETSU
- WCU – Western Carolina
- FUR – Furman
- W&M – William & Mary
- GSU – Georgia Southern
- WOF – Wofford
- MAR – Marshall
- WVU – West Virginia

~ ~ ~ SINGLE GAME ~ ~ ~

RUSHING ATTEMPTS

95	The Citadel at Samford (4OT)	Sept. 28, 2019
90	VMI at ETSU	Nov. 17, 1990
89	Chattanooga vs. Western Carolina	1977
84	The Citadel at Western Carolina	Oct. 1, 2016
83	VMI at Appalachian State	Sept. 14, 1991
83	The Citadel at Chattanooga	Sept. 21, 1991
82	Wofford vs. The Citadel	Nov. 2, 2002
82	The Citadel vs. Western Carolina	Oct. 31, 1987
81	Wofford vs. Appalachian State	2002
80	Wofford vs. Chattanooga	1999
80	Georgia Southern vs. Furman	Nov. 5, 2005
80	The Citadel at North Greenville	Oct. 6, 2016

RUSHING YARDS

665	Georgia Southern vs. Glenville State	Nov. 12, 1994
638	Georgia Southern vs. Youngstown State	Dec. 18, 1999*
634	Georgia Southern vs. Western Carolina	Sept. 24, 2011
614	Georgia Southern at Western Carolina	Oct. 6, 2012
602	Georgia Southern at Old Dominion	Dec. 8, 2012*
591	Georgia Southern vs. Gardner-Webb	Sept. 7, 2002
591	Georgia Southern vs. Western Carolina	Oct. 9, 1999
590	Wofford vs. Western Carolina	Sept. 15, 2012
576	Georgia Southern vs. Savannah State	Aug. 31, 2013
572	Appalachian State vs. Lenoir-Rhyne	1975

TOUCHDOWNS RUSHING

11	Georgia Southern vs. Johnson C. Smith	Sept. 11, 2004
10	VMI vs. UCF	Sept. 25, 1982
10	Georgia Southern vs. Savannah State	Aug. 31, 2013
9	Georgia Southern vs. Glenville State	Nov. 12, 1994
9	Georgia Southern vs. Fayetteville State	Sept. 4, 1999
8	Appalachian State vs. Western Carolina	2007
8	Georgia Southern at South Dakota State	Oct. 29, 2005
8	Furman vs. VMI	Sept. 25, 1999
8	Western Carolina vs. Newberry	1993
8	Chattanooga vs. VMI	Nov. 16, 1985
8	The Citadel vs. Lees-McRae	Oct. 2, 1993
8	The Citadel vs. Davidson	Sept. 5, 2015

FEWEST RUSHING YARDS

-52	George Washington vs. Furman	1959
-47	The Citadel vs. Richmond	Oct. 10, 1964
-40	Furman vs. Wofford	1968
-28	ETSU vs. Appalachian State	1994
-28	VMI vs. ETSU	Sept. 14, 2018
-25	Samford at Central Arkansas	2016
-19	Elon vs. Georgia Southern	Oct. 13, 2007
-18	VMI at ETSU	Sept. 16, 2000
-16	VMI at Chattanooga	Oct. 27, 2018
-12	Western Carolina at Georgia Southern	Sept. 19, 2009

PASS ATTEMPTS

73	VMI at Western Carolina	Sept. 22, 2018
72	Marshall vs. Western Carolina	1987
70	Samford at Furman	2013
70	Samford at Mississippi State	2016
70	VMI vs. Mercer	Sept. 29, 2018
69	Samford at The Citadel	Nov. 10, 2018
67	Chattanooga vs. Furman	1999
67	Marshall vs. Western Carolina	1992
67	Furman vs. Wofford	1969
67	Western Carolina at South Florida	2014
67	Samford at Western Carolina	Sept. 23, 2017

FEWEST PASS ATTEMPTS

0	Georgia Southern vs. Wofford	Oct. 13, 2012
1	Furman vs. Davidson	1957
1	The Citadel at Western Carolina	Nov. 3, 2018
2	VMI at The Citadel	Nov. 12, 1955
2	Chattanooga vs. Western Carolina	1977
2	VMI at The Citadel	Nov. 13, 1999
2	Wofford vs. ETSU	2002
2	Georgia Southern vs. Johnson C. Smith	Sept. 11, 2004
2	Georgia Southern vs. Chattanooga	Sept. 28, 2013
2	The Citadel at Mercer	Nov. 1, 2014
2	The Citadel at Alabama	Nov. 17, 2018

COMPLETIONS

49	VMI vs. The Citadel	Oct. 20, 2018
46	Western Carolina at South Florida	2014
44	Samford at Furman	2013
44	Samford at Chattanooga	Sept. 22, 2018
44	Samford vs. Western Carolina	Oct. 6, 2018
43	VMI at Western Carolina	Sept. 22, 2018
43	Samford at The Citadel	Nov. 10, 2018
42	Samford at Western Carolina	2015
42	Samford vs. Mars Hill	2016
42	Samford at Mississippi State	2016

FEWEST COMPLETIONS

0	Georgia Southern vs. Appalachian State	Oct. 13, 2001
0	VMI at The Citadel	Nov. 13, 1999
0	Georgia Southern vs. Furman	Nov. 6, 1993
0	The Citadel at Georgia Southern	Sept. 11, 1993
0	The Citadel vs. ETSU	Sept. 19, 1992
0	The Citadel vs. Western Carolina	Oct. 24, 1992
0	VMI at Marshall	Oct. 28, 1989
0	Chattanooga vs. Marshall	1982
0	Furman vs. Wofford	1962
0	Wofford at Ohio	2010
0	The Citadel at Appalachian State	Oct. 16, 2010
0	Georgia Southern vs. Jacksonville	2012
0	Georgia Southern vs. Wofford	Oct. 13, 2012
0	Georgia Southern at Florida	Nov. 23, 2013
0	Georgia Southern vs. Chattanooga	Sept. 28, 2013
0	Wofford at Youngstown State	Dec. 10, 2016*
0	The Citadel at Western Carolina	Nov. 3, 2018
0	The Citadel at Alabama	Nov. 17, 2018
0	The Citadel vs. Furman	April 10, 2021

FEWEST PASSING YARDS

-16	Richmond vs. VMI	Oct. 5, 1957
0	Georgia Southern vs. Appalachian State	2001
0	VMI at The Citadel	Nov. 13, 1999
0	VMI at Marshall	Oct. 28, 1989
0	Chattanooga vs. Marshall	1982
0	Georgia Southern vs. Furman	Nov. 6, 1993
0	The Citadel at Georgia Southern	Sept. 11, 1993
0	The Citadel vs. ETSU	Sept. 19, 1992
0	The Citadel vs. Western Carolina	Oct. 24, 1992
0	Furman vs. Wofford	1962
0	Wofford at Ohio	2010
0	The Citadel at Appalachian State	Oct. 16, 2010
0	Georgia Southern vs. Jacksonville	Sept. 1, 2012
0	Georgia Southern vs. Wofford	Oct. 13, 2012
0	Georgia Southern vs. Florida	Nov. 23, 2013
0	Georgia Southern vs. Chattanooga	Sept. 28, 2013
0	Wofford at Youngstown State	Dec. 10, 2016*
0	The Citadel at Western Carolina	Nov. 3, 2018
0	The Citadel at Alabama	Nov. 17, 2018
0	The Citadel vs. Furman	April 10, 2021

PASSING YARDS

642	Marshall vs. VMI	Nov. 16, 1991
570	Samford vs. VMI	March 20, 2021
562	Samford vs. Western Carolina	Oct. 6, 2018
540	Chattanooga vs. Appalachian State	2004
534	Elon vs. Furman	2007
532	Chattanooga vs. Furman	1999
529	Samford at Western Carolina	Sept. 23, 2017
521	Samford vs. S.E. Louisiana	2013
495	Samford vs. Georgia Southern	Oct. 5, 2013
491	VMI at Western Carolina	Sept. 22, 2018

TOUCHDOWN PASSES

7	Chattanooga vs. Kentucky State	2001
7	Samford vs. VMI	Oct. 13, 2018
6	Chattanooga vs. Mississippi Valley State	2000
6	Chattanooga vs. Gardner-Webb	1993
6	The Citadel vs. Furman	Nov. 17, 1979
6	Davidson vs. William & Mary	1973
6	The Citadel vs. Presbyterian	Sept. 26, 2009
6	VMI vs. Gardner-Webb	Oct. 18, 2014
6	Samford vs. Mars Hill	2016
6	Samford vs. VMI	Oct. 15, 2016
6	Samford vs. Shorter	Aug. 30, 2018
6	Samford vs. Western Carolina	Oct. 6, 2018
6	Samford at Tennessee Tech (2OT)	Aug. 31, 2019



Georgia Southern rushed for 634 yards against Western Carolina on Sept. 24, 2011, which was the third-highest single-game total in league history. Jerick McKinnon (above) ran for 114 yards and two touchdowns and was one of three Eagles with at least 100 yards on the ground.

INTERCEPTIONS THROWN

7	Appalachian State vs. Marshall	1990
7	ETSU vs. Chattanooga	1988
7	Chattanooga vs. Georgia Southern	Sept. 28, 1985
6	Marshall vs. Chattanooga	1995
6	Furman vs. Wofford	1969
6	Davidson at The Citadel	Sept. 22, 1962
6	VMI at Buffalo	Nov. 11, 1961

TOTAL OFFENSE PLAYS

110	Samford at Mercer (3OT)	Nov. 2, 2019
109	VMI at Western Carolina	Sept. 22, 2018
108	Marshall vs. Western Carolina	1987
104	Appalachian State vs. Wake Forest	1981
104	Marshall vs. Western Carolina	1992
104	Samford at Mississippi State	2016
102	Furman vs. Hofstra	2005
102	Chattanooga at Furman	2010
102	Samford at Furman	2013
102	The Citadel at Samford (4OT)	Sept. 28, 2019
102	VMI at Samford (OT)	March 20, 2021

TOTAL OFFENSE YARDS

795	Chattanooga vs. Appalachian State	1978
789	Marshall vs. VMI	Nov. 16, 1991
778	Western Carolina vs. Davidson	Sept. 9, 2017
773	Samford vs. VMI	Oct. 13, 2018
752	Samford vs. Florida A&M	2015
743	Appalachian State vs. Western Carolina	2007
736	Samford vs. Western Carolina	Oct. 6, 2018
732	Georgia Southern vs. Western Carolina	Oct. 9, 1999
722	ETSU vs. West Virginia Tech	1999
712	Appalachian State vs. Georgia Southern	Oct. 24, 2009

POINTS SCORED

84	Georgia Southern vs. Johnson C. Smith	Sept. 11, 2004
82	Wofford vs. Lincoln	Sept. 8, 2012
79	Appalachian State vs. Western Carolina	2007
77	Western Carolina vs. West Virginia State	2004
77	Davidson vs. Furman	1969
77	Georgia Southern vs. Savannah State	Aug. 31, 2013
77	Samford vs. Mars Hill	2016
76	The Citadel vs. Webber International	Sept. 8, 2007
76	Georgia Southern vs. Fayetteville State	Sept. 4, 1999
73	Chattanooga vs. Kentucky State	2001
73	Samford vs. VMI	Oct. 13, 2018

TEAM RECORDS



POINTS SCORED, QUARTER


49	Davidson vs. Furman (2Q)	1969
41	ETSU vs. Chattanooga (2Q)	2003
37	Ga. Southern vs. Johnson C. Smith (1Q)	Sept. 11, 2004
35	Furman vs. Elon (2Q)	2002
35	Wofford vs. Lincoln (1Q)	Sept. 8, 2012
35	Samford vs. Western Carolina (1Q)	Oct. 6, 2018
32	Furman vs. Davidson (2Q)	1982
31	Furman vs. Presbyterian (2Q)	1991
31	Western Carolina vs. North Carolina A&T (2Q)	1988
31	Chattanooga vs. Western Carolina (2Q)	Sept. 28, 2019

TOUCHDOWNS SCORED

12	Georgia Southern vs. Johnson C. Smith	Sept. 11, 2004
11	Appalachian State vs. Western Carolina	2007
11	Chattanooga vs. Kentucky State	2001
11	Georgia Southern vs. Fayetteville State	Sept. 4, 1999
11	Davidson vs. Furman	1969
11	Wofford vs. Lincoln	Sept. 8, 2012
11	Georgia Southern vs. Savannah State	Aug. 31, 2013
11	Samford vs. Mars Hill	2016
10	Appalachian State vs. Wofford	Oct. 31, 2008
10	The Citadel at VMI	Nov. 17, 2007
10	The Citadel vs. Webber International	Sept. 8, 2007
10	ETSU vs. Chattanooga	2003
10	Georgia Southern vs. Chattanooga	Sept. 22, 2001
10	Chattanooga vs. Mississippi Valley State	2000
10	Marshall vs. Morehead State	1994
10	Marshall vs. Morehead State	1991
10	VMI vs. UCF	Sept. 25, 1982
10	Georgia Southern vs. Howard	Nov. 10, 2012
10	The Citadel vs. Davidson	Sept. 5, 2015
10	Samford vs. VMI	Oct. 13, 2018

LARGEST MARGIN OF VICTORY

82	Wofford 82, Lincoln 0	Sept. 8, 2012
81	Georgia Southern 84, Johnson C. Smith 3	Sept. 11, 2004
76	The Citadel 76, Webber International 0	Sept. 8, 2007
76	Georgia Southern 76, Fayetteville State 0	Sept. 4, 1999
70	Western Carolina 77, West Virginia State 7	2004
70	Samford 77, Mars Hill 7	2014
69	VMI 69, UCF 0	Sept. 25, 1982
68	Georgia Southern 77, Savannah State 9	Aug. 31, 2013
63	Davidson 77, Furman 14	1969
61	ETSU 68, Chattanooga 7	2003



Eric Breitenstein ran for a pair of touchdowns in Wofford's 82-0 win over Lincoln on Sept. 8, 2012. The 82-point margin of victory was a SoCon record.

FIRST DOWNS

37	Samford vs. Western Carolina	Oct. 6, 2018
36	Marshall vs. Western Carolina	1987
36	The Citadel vs. Wofford	Nov. 9, 1985
36	East Carolina vs. Virginia	1975
36	Appalachian State vs. Jacksonville	2010
36	The Citadel vs. Charlotte	Oct. 11, 2014
36	Samford vs. Florida A&M	2015
36	Samford vs. Mars Hill	2016
35	Elon vs. Presbyterian	2008
35	Marshall vs. Furman	1994
35	Furman vs. Davidson	1983
35	Appalachian State vs. Lenoir-Rhyne	1975
35	Georgia Southern vs. Savannah State	Aug. 31, 2013
35	Western Carolina at Mercer	Oct. 20, 2018

FEWEST FIRST DOWNS GAINED

0	Western Carolina vs. NC State	1990
2	Chattanooga vs. Oklahoma	2008
2	VMI at Furman	Sept. 25, 1999
2	VMI at Villanova	Sept. 22, 1962
2	Furman vs. Memphis	1961
4	Western Carolina vs. Florida	2006
4	The Citadel at Mississippi	Oct. 8, 2005
4	VMI vs. Georgia Southern	Oct. 23, 1993
4	Western Carolina at Georgia Southern	Sept. 19, 2009
4	Western Carolina vs. Chattanooga	2014
4	Western Carolina at Wofford	Oct. 19, 2019

TURNOVERS

11	Furman vs. Chattanooga	1979
10	Appalachian State vs. The Citadel	Sept. 24, 1994
9	The Citadel vs. Georgia Southern	Oct. 23, 2010
8	Western Carolina at The Citadel	Sept. 21, 1996
8	ETSU vs. Appalachian State	1984
8	VMI vs. ETSU	1981
8	Western Carolina vs. ETSU	1975

PUNTS

13	Chattanooga vs. Oklahoma	Aug. 30, 2008
13	Western Carolina vs. Appalachian State	Nov. 22, 2008
13	Appalachian State at The Citadel	Sept. 21, 1985
13	Furman vs. East Carolina	1972
13	East Carolina vs. Furman	1972
13	VMI at West Virginia	Oct. 4, 1969
13	Furman vs. South Carolina	1949
12	Chattanooga vs. Arkansas	2007
12	Appalachian State vs. Hawaii	2003
12	Furman vs. Appalachian State	1991
12	Western Carolina vs. NC State	1990
12	Davidson vs. Appalachian State	1986
12	Chattanooga vs. Appalachian State	1984
12	Western Carolina at Wofford	Oct. 19, 2019

PUNT YARDS

616	The Citadel at Clemson	Oct. 4, 1986
528	Appalachian State vs. Hawaii	2003
512	Appalachian State vs. The Citadel	Sept. 21, 1985
502	Chattanooga vs. Oklahoma	Aug. 30, 2008
497	Western Carolina vs. Appalachian State	Nov. 22, 2008
494	Appalachian State vs. Samford	Oct. 12, 2013
492	Chattanooga vs. ETSU	1985
479	Furman vs. Appalachian State	1991
475	Samford at TCU	2014
472	VMI at West Virginia	Oct. 4, 1969

SACKS BY

11	Georgia Southern vs. Wofford	Sept. 19, 1998
11	Appalachian State vs. Furman	1995
11	Appalachian State vs. ETSU	1994
10	Furman vs. Chattanooga	1997
10	The Citadel vs. Gardner-Webb	Sept. 27, 2014
9	Furman vs. Lehigh	2001*
9	Western Carolina vs. Lenoir-Rhyne	2000
9	Elon vs. Chattanooga	2006
9	Samford at ETSU	Feb. 27, 2021

PASSES INTERCEPTED BY

7	Marshall vs. Appalachian State	1990
6	Chattanooga vs. Gardner-Webb	1993
6	ETSU vs. Newberry	1991
6	ETSU vs. Valdosta State	1990
6	VMI vs. Virginia Tech (in Roanoke, Va.)	Nov. 26, 1959

PENALTIES

19	Georgia Southern vs. Johnson C. Smith	Sept. 9, 2000
18	Western Carolina vs. Lenoir-Rhyne	2000
17	Appalachian State vs. Coastal Carolina	2005
16	Chattanooga vs. Furman	2004
16	Appalachian State vs. Western Carolina	2003
16	Georgia Southern vs. Elon	Nov. 15, 2003
15	Wofford vs. NC State	2007
15	Western Carolina vs. Furman	2005
15	Appalachian State vs. Liberty	2001
15	Chattanooga vs. ETSU	2000
15	Appalachian State vs. Chattanooga	1997
15	ETSU vs. Appalachian State	1984
15	Appalachian State vs. ETSU	1984
15	Western Carolina vs. VMI	Nov. 15, 2014

PENALTY YARDS

197	William & Mary vs. Furman	1962
179	Georgia Southern vs. Elon	Nov. 15, 2003
179	Georgia Southern vs. Johnson C. Smith	Sept. 9, 2000
168	Appalachian State vs. Western Carolina	2003
165	Chattanooga vs. ETSU	2000
155	Western Carolina vs. VMI	Nov. 15, 2014
151	VMI vs. Georgia (in Roanoke, Va.)	Sept. 24, 1966
150	Wofford vs. VMI	March 27, 2021
145	ETSU vs. Georgia Southern	Nov. 3, 1984
142	Chattanooga vs. Furman	2004
142	ETSU at VMI	Sept. 14, 2018

KICKOFF RETURN YARDS

275	Western Carolina at South Carolina	2016
269	Western Carolina vs. Furman	2007
259	Chattanooga vs. Vanderbilt	2003
250	VMI at Furman	Sept. 22, 2001
250	Western Carolina vs. Tusculum	2010
246	Elon vs. Appalachian State	2007
243	Chattanooga vs. ETSU	2003
241	Furman at Florida	2011
234	Chattanooga vs. UT Martin	1992
232	The Citadel vs. Florida	Nov. 22, 2008

*- indicates NCAA playoff game

~ ~ ~ SINGLE SEASON ~ ~ ~

RUSHING ATTEMPTS

859	Georgia Southern	2002
850	Georgia Southern	2012
849	Georgia Southern	2010
795	Wofford	2003
791	The Citadel	2015
785	Wofford	2016
778	The Citadel	2016
777	Georgia Southern	2011
772	Wofford	2007
768	Georgia Southern	2005

RUSHING YARDS

5,591	Georgia Southern	2012
5,407	Georgia Southern	2002
4,641	Georgia Southern	2005
4,609	Georgia Southern	1999
4,529	Georgia Southern	2011
4,515	The Citadel	2015
4,439	Georgia Southern	2004
4,375	Wofford	2011
4,311	Appalachian State	2007
4,202	The Citadel	1994

RUSHING YARDS PER GAME

419.0	Georgia Southern	1999
414.0	Chattanooga	1980
399.4	Georgia Southern	2012
386.8	Georgia Southern	2005
386.2	Georgia Southern	2002
382.0	The Citadel	1994
378.7	Georgia Southern	1998
369.9	Georgia Southern	2004
364.6	Wofford	2011
360.4	Georgia Southern	2013



TEAM RECORDS

#SoConFB

FEWEST RUSHING YARDS PER GAME

36.2	Davidson	1986
43.8	Davidson	1985
47.2	The Citadel	1983
58.3	VMI	2018
64.2	Marshall	1985
64.5	Elon	2007
67.9	Marshall	1984
68.2	VMI	2001
68.9	VMI	2000
69.1	VMI	1969

TOUCHDOWNS RUSHING

61	Georgia Southern	1999
56	Georgia Southern	2004
55	Georgia Southern	2012
54	Georgia Southern	2002
53	Appalachian State	2007
53	Georgia Southern	1998
53	The Citadel	1994
50	Georgia Southern	2005
50	Georgia Southern	2011

PASS ATTEMPTS

585	VMI	2018
561	Samford	2018
546	Samford	2016
531	Samford	2017
515	Elon	2007
507	VMI	2019
496	Chattanooga	1999
493	Marshall	1987
492	Samford	2013
472	VMI	2014

COMPLETIONS

394	Samford	2018
386	Samford	2016
350	Elon	2007
349	Samford	2017
332	VMI	2018
324	Samford	2015
321	VMI	2019
311	Samford	2013
303	Elon	2010
300	Chattanooga	1999

PASSING YARDS

4,320	Samford	2018
4,193	Samford	2016
4,001	Samford	2017
3,927	Elon	2007
3,806	Samford	2013
3,777	Marshall	1987
3,730	Chattanooga	2000
3,662	Samford	2015
3,621	Appalachian State	2009
3,591	Chattanooga	1999

TOUCHDOWN PASSES

38	Samford	2016
34	Samford	2018
32	Appalachian State	2008
32	Elon	2007
31	Marshall	1994
31	Samford	2017
30	Marshall	1996
29	Marshall	1992
29	Samford	2013
28	Chattanooga	1999
28	Marshall	1991
28	Elon	2010

INTERCEPTIONS THROWN

28	Davidson	1985
26	Western Carolina	1986
25	Marshall	1987
25	Furman	1969
23	VMI	1986
23	The Citadel	1983
23	VMI	1983
23	ETSU	1982
22	Chattanooga	1994
22	ETSU	1991
22	Chattanooga	2003

22	VMI	1987
22	Chattanooga	1986
22	Western Carolina	1985
22	Elon	2011
22	VMI	2015

TOTAL OFFENSE PLAYS

1,088	Appalachian State	2007
1,061	Furman	2005
1,017	Appalachian State	2009
1,006	Appalachian State	2006
1,001	Appalachian State	2005
1,001	Georgia Southern	2010
981	Georgia Southern	2002
980	Chattanooga	2014
958	Appalachian State	2008
954	Wofford	2007

TOTAL OFFENSE YARDS

7,325	Appalachian State	2007
6,580	Furman	2005
6,575	Georgia Southern	2002
6,536	Georgia Southern	2012
6,511	Appalachian State	2009
6,491	Appalachian State	2008
6,347	Appalachian State	2005
6,265	Appalachian State	2006
6,090	Georgia Southern	2011
6,069	Georgia Southern	1999

TOTAL OFFENSE YARDS PER GAME

551.7	Georgia Southern	1999
515.9	Samford	2018
513.9	Samford	2020-21
492.6	Georgia Southern	1998
490.6	Marshall	1992
488.3	Appalachian State	2007
488.3	Georgia Southern	2004
479.7	Samford	2015
473.8	Wofford	1999
470.0	Furman	2005

POINTS SCORED

641	Appalachian State	2007
564	Georgia Southern	2004
550	Georgia Southern	1999
528	Appalachian State	2006
522	Appalachian State	2008
493	Georgia Southern	2002
492	Georgia Southern	2011
488	Furman	2005
486	Chattanooga	2014
483	Georgia Southern	2012

FEWEST POINTS ALLOWED*

93	The Citadel (8.5)	1960
107	Furman (9.7)	1988
107	Furman (9.7)	1983
109	Appalachian State (9.9)	1985
123	Marshall (11.2)	1993
126	Appalachian State (11.5)	1987
132	Georgia Southern (12.0)	2001
135	Furman (12.3)	1989
137	Chattanooga (12.4)	1982
141	Furman (12.8)	1982

* does not include shortened 2020-21 season

TOUCHDOWNS SCORED

85	Appalachian State	2007
77	Georgia Southern	2004
76	Georgia Southern	1999
72	Appalachian State	2008
71	Appalachian State	2006
66	Georgia Southern	2002
66	Georgia Southern	2012
65	Georgia Southern	2011
64	Georgia Southern	2005
64	Furman	2005

FIRST DOWNS

353	Furman	2005
351	Appalachian State	2007
343	Appalachian State	2009
319	Appalachian State	2006

318	Furman	2004
317	Appalachian State	2005
308	Georgia Southern	2012
304	Appalachian State	2008
304	Georgia Southern	2011
298	Samford	2018

PENALTIES (SINCE 1993)

106	Western Carolina	2003
106	Appalachian State	2005
104	Appalachian State	2001
103	Georgia Southern	2000
101	Marshall	1996
100	ETSU	1997
99	Appalachian State	2007
99	Appalachian State	2006
97	Chattanooga	2004
97	Georgia Southern	2003
97	Appalachian State	2009

PENALTY YARDS (SINCE 1993)

968	Appalachian State	2001
936	Appalachian State	2005
918	Appalachian State	2006
899	Appalachian State	1999
890	Western Carolina	2003
877	Georgia Southern	2000
876	Appalachian State	2009
875	Western Carolina	2014
868	ETSU	1997
867	Georgia Southern	2012

SACKS BY

49	Furman	1988
44	Appalachian State	1994
40	Appalachian State	2005
38	Chattanooga	2016
37	Appalachian State	1995
37	Appalachian State	2006
37	Elon	2009
35	Chattanooga	2014
34	Georgia Southern	1998
34	Wofford	2008
34	Chattanooga	2015
34	Furman	2017

INTERCEPTIONS BY

28	Furman	1986
28	VMI	1959
27	Georgia Southern	1997
25	VMI	1997
24	Furman	1983
23	Chattanooga	1987
23	ETSU	1986
23	The Citadel	1974
22	Wofford	2003
22	Appalachian State	1997
22	Marshall	1988
22	Western Carolina	1983
22	Furman	1982

~ ~ ~ MISCELLANEOUS ~ ~ ~

CONSECUTIVE SOUTHERN CONFERENCE WINS

30	West Virginia	1952-59
26	Appalachian State	2007-10
20	Alabama	1924-26
20	Tulane	1929-32

ANNUAL INDIVIDUAL LEADERS



TOTAL OFFENSE

Year	Player, School	G	Plays	Yards	YPG	TD
1953	Charlie Sumner, W&M	10	188	903	90.3	5
1954	Freddy Wyant, WVU	9	200	841	93.4	12
1955	Jim Boyle, FUR	10	191	892	89.2	8
1956	Jimmy Lugar, VT	10	156	865	86.5	14
1957	Bob Schwarze, CIT	10	178	1,018	101.8	4
1958	Billy Holsclaw, VT	10	230	1,227	122.7	15
1959	Howard Dyer, VMI	10	161	1,182	118.2	17
1960	Howard Dyer, VMI	10	260	1,478	147.8	20
1961	Bill Whaley, CIT	10	222	1,030	103.0	6
1962	Jerry Yost, WVU	10	201	1,361	136.1	16
1963	Bob Schweickert, VT	10	271	1,526	152.6	13
1964	Bob Schweickert, VT	10	240	1,409	140.9	15
1965	Dave Alexander, ECU	9	303	1,587	176.3	20
1966	Jimmy Poole, DAV	9	369	1,925	213.9	16
1967	Clyde Hewell, FUR	10	294	1,740	174.0	12
1968	Gordon Slade, DAV	9	395	2,131	236.8	17
1969	Charlie Richards, UR	10	455	2,665	266.5	24
1970	Mark Thompson, DAV	10	430	2,144	214.4	15
1971	Harry Lynch, CIT	11	323	2,092	190.2	21
1972	Scotty Shipp, DAV	10	326	1,894	189.4	11
1973	Dave Harper, DAV	11	432	1,699	154.5	12
1974	Bill Deery, W&M	11	354	1,924	174.9	14
1975	Robbie Price, APP	11	305	1,639	149.0	16
1976	Tom Rozantz, W&M	11	278	1,575	143.2	8
1977	Mike Pusey, WCU	11	301	1,985	180.5	16
1978	Steve Brown, APP	10	309	1,959	195.9	19
1979	Steve Brown, APP	11	416	2,557	232.5	17
1980	Steve Brown, APP	11	427	2,590	235.5	13
1981	Randy Joyce, APP	10	308	1,808	180.8	9
1982	Ronnie Mixon, WCU (21)	11	338	2,051	196.5	6
1983	Jeff Gilbert, WCU	11	332	2,008	182.5	16
1984	Carl Fodor, MAR (9)	11	444	2,766	251.4	26
1985	Kip Allen, CIT	11	417	2,478	225.3	16
1986	Willie Perkins, WCU	11	387	2,184	198.5	8
1987	Tony Petersen, MAR (3)	11	519	3,649	331.7	23
1988	John Gregory, MAR (16)	11	394	2,511	228.3	19
1989	John Gregory, MAR (12)	11	437	2,751	250.1	27
1990	Michael Payton, MAR (16)	11	460	2,453	223.0	19
1991	Michael Payton, MAR (11)	9	266	2,379	264.3	20
1992	Michael Payton, MAR (6)	11	380	2,896	263.3	28
1993	Lonnie Galloway, WCU (17)	11	346	2,551	231.9	9
1994	Todd Donnan, MAR	11	334	2,389	217.2	29
1995	Greg Ryan, ETSU (15)	11	470	2,551	231.9	17
1996	Eric Kresser, MAR (17)	11	303	2,239	223.9	24
1997	Todd Wells, ETSU (12)	11	370	2,763	251.2	23
1998	Greg Hill, GSU (40)	11	321	2,254	204.9	22
1999	Chris Sanders, UTC (4)	11	524	3,491	317.4	28
2000	Chris Sanders, UTC (2)	11	520	3,756	341.5	24
2001	Joe Burchette, APP (47)	11	372	2,022	183.8	15
2002	Joey Gibson, VMI (30)	12	455	2,597	216.4	24
2003	Brian Gaither, WCU (24)	12	469	2,761	230.1	16
2004	Richie Williams, APP (3)	10	487	3,393	339.3	32
2005	Richie Williams, APP (23)	15	502	3,745	249.7	25
2006	Wes Pope, Elon (12)	11	461	2,606	236.9	20
2007	Scott Riddle, Elon (3)	11	622	3,738	339.8	40
2008	Armani Edwards, APP (7)	13	499	3,843	295.6	41
2009	Armani Edwards, APP (3)	12	515	3,970	330.8	30
2010	Scott Riddle, Elon (4)	10	446	3,188	318.8	29
2011	Thomas Wilson, Elon (14)	11	473	3,093	281.2	24
2012	Jamal Jackson, APP (10)	12	520	3,606	300.5	27
2013	Andy Summerrin, SAM (22)	13	537	3,532	271.7	27
2014	Jacob Huesman, UTC (24)	14	527	3,740	267.1	37
2015	Al Cobb, VMI (13)	10	468	2,891	289.1	16
2016	Devlin Hodges, SAM (2)	12	641	4,310	359.2	40
2017	Devlin Hodges, SAM (6)	12	623	4,138	344.8	34
2018	Devlin Hodges, SAM (1)	11	640	4,596	417.8	40
2019	Reece Udinski, VMI (24)	12	533	3,155	262.9	19
2020-21	Liam Welch, SAM (2)	6	307	2,545	424.2	16

RUSHING YARDS PER GAME

Year	Player, School	G	Carries	Yards	APC	YPG	TD
1953	Bill Bowman, W&M	10	132	722	5.5	72.2	7
1954	Dickie Beard, VT	9	128	647	5.1	71.9	2
1955	Bob Moss, WVU	10	98	807	8.2	80.7	10
1956	Larry Krutko, WVU	10	124	584	4.7	58.4	4

1957	Sam Woolwine, VMI	10	105	531	5.1	53.1	4
1958	Sam Horner, VMI	10	102	612	6.0	61.2	7
1959	Alger Pugh, VT	10	112	615	5.5	61.5	6
1960	Tom Campbell, FUR	10	126	616	4.9	61.6	5
1961	Tom Campbell, FUR	10	157	767	4.9	76.7	6
1962	Elliott Keller, FUR	10	135	724	5.4	72.4	4
1963	Bob Schweickert, VT	10	155	839	5.4	83.9	7
1964	Sonny Utz, VT	10	175	777	4.4	77.7	10
1965	Dave Alexander, ECU	9	227	1,029	4.5	114.3	16
1966	Garrett Ford, WVU	10	236	1,068	4.5	106.8	7
1967	Butch Colson, ECU	10	252	1,135	4.5	113.5	14
1968	Tom Sowers, VMI	10	221	792	3.6	79.2	4
1969	Bob Duncan, CIT	10	136	936	6.9	93.6	7
1970	Phil Mosser, W&M	11	212	1,286	6.1	116.9	9
1971	Jon Hall, CIT	11	169	1,230	7.3	111.8	9
1972	Carlester Crumpler, ECU	11	340	1,309	3.9	119.0	17
1973	Carlester Crumpler, ECU	11	204	1,042	5.1	94.7	12
1974	Andrew Johnson, CIT	11	248	1,373	5.5	124.8	7
1975	Emmitt Hamilton, APP	11	126	844	6.7	76.7	9
1976	Jim Kruis, W&M	11	250	1,164	4.7	105.8	9
1977	Darrell Lipford, WCU	11	280	1,318	4.7	119.8	18
1978	Gwain Durden, UTC	10	146	933	6.4	93.3	2
1979	Floyd Allen, VMI	11	291	1,276	4.34	116.0	9
1980	Stump Mitchell, CIT	11	291	1,647	5.7	149.7	14
1981	Stanford Jennings, FUR	11	197	1,168	5.9	106.2	11
1982	Stanford Jennings, FUR	11	200	1,007	5.0	91.5	11
1983	Stanford Jennings, FUR (6)	11	190	1,260	6.6	114.5	13
1984	Robbie Gardner, FUR (5)	11	169	1,232	7.3	112.0	14
1985	John Settle, APP (5)	11	254	1,340	5.3	121.8	14
1986	John Settle, APP (4)	11	317	1,661	5.2	151.0	20
1987	Ron Darby, MAR (17)	11	217	1,020	4.7	92.7	12
1988	Gene Brown, CIT (11)	10	172	1,058	6.2	105.8	15
1989	George Searcy, ETSU (7)	10	275	1,324	4.8	132.4	17
1990	Carl Tremble, FUR (16)	13	229	1,277	5.6	98.2	15
1991	Jack Douglas, CIT (14)	11	266	1,152	4.3	104.7	13
1992	Carl Tremble, FUR (3)	11	228	1,555	6.8	141.4	13
1993	Chris Parker, MAR (10)	11	225	1,370	6.1	124.5	16
1994	Thomas Haskins, VMI (4)	11	258	1,509	5.8	137.2	11
1995	Thomas Haskins, VMI (8)	11	248	1,548	6.2	140.7	17
1996	Thomas Haskins, VMI (5)	11	286	1,698	5.9	154.4	15
1997	Roderick Russell, GSU (21)	11	215	1,171	5.4	106.5	11
1998	Adrian Peterson, GSU (4)	11	257	1,932	7.5	175.6	25
1999	Adrian Peterson, GSU (2)	11	248	1,807	7.3	164.3	28
2000	Louis Ivory, FUR (1)	11	286	2,079	7.3	189.0	16
2001	Louis Ivory, FUR (10)	11	251	1,492	5.9	135.6	19
2002	Chaz Williams, GSU (20)	14	290	1,422	4.9	101.6	27
2003	Jermaine Austin, GSU (9)	11	224	1,461	6.5	132.8	6
2004	John Taylor, Elon (18)	10	247	1,069	4.3	106.9	10
2005	Jermaine Austin, GSU (5)	12	233	1,546	6.6	128.8	14
2006	Kevin Richardson, APP (18)	15	302	1,676	5.5	111.7	30
2007	Jayson Foster, GSU (2)	11	261	1,844	7.1	167.6	24
2008	Chris Evans, SAM (12)	11	260	1,284	4.9	116.7	14
2009	Chris Evans, SAM (7)	11	241	1,152	4.8	104.7	7
2010	Eric Breitenstein, WOF (5)	13	267	1,639	6.1	126.1	22
2011	Eric Breitenstein, WOF (10)	12	268	1,474	5.5	122.8	19
2012	Eric Breitenstein, WOF (2)	13	290	2,035	7.0	156.5	19
2013	Jerick McKinnon, GSU	10	161	1,050	6.5	105.0	12
2014	Alex Lakes, MER (31)	12	200	1,107	5.5	92.2	17
2015	Detrez Newsome, WCU (15)	11	190	1,109	5.8	110.8	9
2016	Lorenzo Long, WOF (13)	14	294	1,424	4.8	101.7	18
2017	Detrez Newsome, WCU (4)	9	178	1,100	6.2	122.2	9
2018	Tyrie Adams, WCU (26)	11	194	1,006	5.2	91.5	10
2019	Alex Ramsey, VMI (9)	12	266	1,326	5.0	110.5	22
2020-21	Quay Holmes, ETSU (9)	6	122	640	5.2	106.7	8

PASSING YARDS PER GAME

Year	Player, School	G	Com.-Att.	Pct.	Yards	YPG	TD
1953	Joe Lindsey, W&L	10	47-100	.470	687	68.7	3
1954	Freddy Wyant, WVU	9	40-97	.412	563	62.6	4
1955	Belton, DAV	9	60-130	.462	839	93.2	5
1956	Duke Johnston, VMI	10	43-101	.426	674	67.4	6
1957	Bob Schwarze, CIT	10	52-100	.520	920	92.0	4
1958	Billy Holsclaw, VT	10	70-127	.551	1,013	101.3	9
1959	Ed Hino, GW	9	79-185	.427	997	110.8	3
1960	Howard Dyer, VMI	10	87-168	.518	1,222	122.2	8
1961	Whaley, CIT	10	73-148	.493	980	98.0	4
1962	Jerry Yost, WVU	10	75-152	.493	1,134	113.4	11



ANNUAL INDIVIDUAL LEADERS

#SoConFB

1963	Merv Holland, GW	9	101-215	.470	1,312	145.8	8
1964	Allen McCune, WVU	10	60-99	.606	911	91.1	10
1965	Allen McCune, WVU	10	91-182	.500	1,274	127.4	15
1966	Jimmy Poole, DAV	9	156-260	.600	1,685	187.2	12
1967	Clyde Hewell, FUR	10	132-220	.600	1,873	187.3	12
1968	Gordon Slade, DAV	9	190-322	.590	2,109	234.3	14
1969	Charlie Richards, UR	10	175-356	.492	2,556	255.6	21
1970	Mark Thompson, DAV	10	179-352	.509	2,202	220.2	4
1971	Steve Regan, W&M	10	107-184	.582	1,383	138.3	7
1972	Scotty Shipp, DAV	10	149-286	.521	1,845	184.5	9
1973	Dave Harper, DAV	10	175-329	.532	1,885	188.5	11
1974	Harry Knight, UR	10	120-247	.486	1,577	157.7	10
1975	Mark Lambert, VMI	11	101-189	.534	1,176	106.9	3
1976	Marty Crosby, CIT	11	110-202	.545	1,279	116.3	5
1977	Mike Pusey, WCU	11	140-248	.565	1,939	175.8	13
1978	Mike Pusey, WCU	11	147-331	.444	2,046	186.0	14
1979	Steve Brown, APP	11	147-287	.512	2,307	209.7	15
1980	Steve Brown, APP	11	175-352	.497	2,537	230.3	13
1981	Randy Joyce, APP	10	157-275	.571	1,871	187.1	9
1982	Ronnie Mixon, WCU	11	146-299	.488	2,002	182.0	6
1983	Robert Hill, CIT	10	174-314	.554	1,952	195.2	12
1984	Carl Fodor, MAR	11	218-411	.530	2,888	262.5	22
1985	Kip Allen, CIT	11	231-417	.554	2,478	225.3	16
1986	Willie Perkins, WCU	11	185-361	.540	2,265	205.9	8
1987	Tony Petersen, MAR (22)	11	251-466	.539	3,529	320.8	22
1988	John Gregory, MAR	11	185-327	.566	2,687	244.3	19
1989	John Gregory, MAR	11	198-351	.564	2,778	252.5	24
1990	Michael Payton, MAR	11	199-350	.569	2,409	219.0	12
1991	Michael Payton, MAR (1)	9	143-216	.662	2,333	259.2	19
1992	Michael Payton, MAR (2)	11	200-313	.639	2,788	253.5	26
1993	Kenyon Earl, UTC	11	146-264	.553	2,233	203.0	16
1994	Todd Donnan, MAR (2)	11	182-288	.632	2,403	218.5	28
1995	Greg Ryan, ETSU (34)	11	229-387	.592	2,473	224.8	17
1996	Eric Kresser, MAR (5)	10	170-276	.616	2,341	234.1	24
1997	Bake Baker, APP	11	207-347	.597	2,550	231.8	18
1998	Brian Hampton, UTC	11	130-275	.473	1,680	152.7	7
1999	Chris Sanders, UTC (2)	11	297-490	.606	3,539	321.7	27
2000	Chris Sanders, UTC (2)	11	287-463	.620	3,691	335.2	22
2001	Joe Burchette, APP (40)	11	187-295	.566	2,022	183.8	15
2002	Jeff Klein, CIT (22)	12	203-378	.537	2,561	213.4	17
2003	Brian Gaither, WCU (28)	11	246-418	.589	2,717	226.4	14
2004	Richie Williams, APP (4)	10	234-350	.669	3,109	310.9	24
2005	Ingle Martin, FUR (31)	14	212-349	.607	2,959	211.4	20
2006	Wes Pope, Elon (13)	11	228-375	.608	2,572	233.8	16
2007	Scott Riddle, Elon (1)	11	346-508	.681	3,817	347.0	31
2008	Scott Riddle, Elon (19)	12	263-427	.616	2,871	239.2	24
2009	Scott Riddle, Elon (7)	12	285-439	.649	3,345	278.8	23
2010	Scott Riddle, Elon (2)	10	274-405	.677	3,231	323.1	28
2011	Thomas Wilson, Elon (10)	11	279-411	.678	3,057	277.9	23
2012	Thomas Wilson, Elon (10)	11	248-379	.654	3,149	286.3	25
2013	Andy Summerlin, SAM (9)	13	300-478	.628	3,640	280.0	26
2014	Al Cobb, VMI (16)	12	269-438	.614	2,971	247.6	20
2015	Al Cobb, VMI (11)	10	238-389	.611	2,736	273.6	14
2016	Devlin Hodges, SAM (3)	12	375-530	.707	4,008	340.7	36
2017	Devlin Hodges, SAM (6)	12	347-528	.657	3,983	331.9	31
2018	Devlin Hodges, SAM (1)	11	388-550	.705	4,283	389.4	32
2019	Reece Udinski, VMI (15)	12	306-479	.639	3,276	273.0	19
2020-21	Liam Welch, SAM (4)	6	161-236	.682	2,242	373.7	12

RECEIVING YARDS PER GAME

Year	Player, School	G	Catch	Yards	YPC	YPG	CPG	TD
1953	Richie Gaskell, GW	9	12	360	30.0	40.0	1.3	4
1954	Larry Fones, W&M	10	21	300	14.3	30.0	2.1	0
1955	Bill Gramley, DAV	9	22	331	15.0	36.8	2.4	1
1956	Joe Kopnisky, WVU	10	19	295	15.5	29.5	1.9	1
1957	Craig Wall, DAV	8	24	446	18.6	55.8	3.0	6
1958	Ray Siminski, FUR	9	35	568	16.2	63.1	3.9	5
1959	Dick Evans, VMI	10	35	698	19.9	69.8	3.5	9
1960	Stinson Jones, VMI	10	26	394	15.2	39.4	2.6	2
1961	John Hilton, UR	10	26	334	12.8	33.4	2.6	3
1962	Steve Heckard, DAV	10	26	512	19.7	51.2	2.6	5
1963	Paul Flowers, GW	9	22	453	20.6	50.3	2.4	3
1964	John Hilton, UR	10	33	554	16.8	55.4	3.3	6
1965	George Pearce, W&M	10	61	796	13.0	79.6	6.1	6
1966	Chuck Albertson, W&M	10	67	792	11.8	79.2	6.7	4
1967	Robbie Hahn, FUR	10	53	840	15.8	84.0	5.3	10
1968	Mike Kelly, DAV	9	63	936	14.9	104.0	7.0	11

1969	Walker Gillette, UR	10	57	1,090	19.1	109.0	5.7	11
1970	Mike Mikolayunas, DAV	10	87	1,128	13.0	112.8	8.7	8
1971	Brian Baima, CIT	11	64	1,237	19.3	112.5	5.8	13
1972	Walt Walker, DAV	11	62	1,031	16.6	93.7	5.6	8
1973	Ronnie Moore, VMI	11	46	676	14.7	61.5	4.2	4
1974	Gary Pomeroy, DAV	9	81	747	9.2	83.0	9.0	4
1975	Ronnie Moore, VMI	11	47	661	14.1	60.1	4.3	1
1976	Tommy Southard, FUR	11	39	510	13.1	46.4	3.5	2
1977	Wayne Tolleson, WCU	11	73	1,101	15.1	100.1	6.6	7
1978	Gerald Harp, WCU	11	62	1,145	18.5	104.1	5.6	11
1979	Rick Beasley, APP	11	74	1,205	16.3	109.5	6.7	12
1980	Rick Beasley, APP	10	44	948	21.5	94.8	4.4	7
1981	Jeff Dean, WCU	11	60	839	14.0	76.3	5.5	2
1982	Eric Rasheed, WCU	10	38	624	16.4	62.4	3.8	3
1983	Eric Rasheed, WCU (8)	11	68	818	12.0	74.4	6.2	8
1984	Eric Rasheed, WCU (17)	11	64	1,091	17.0	99.2	5.8	7
1985	Chas Fox, FUR	9	34	649	19.1	72.1	3.8	11
1986	Mike Barber, MAR (10)	11	64	1,180	18.4	107.3	5.8	7
1987	Mike Barber, MAR (1)	11	78	1,237	15.9	112.5	7.1	7
1988	Mark Stock, VMI (3)	11	74	1,161	15.7	105.5	6.7	9
1989	Andre Motley, MAR (18)	11	59	908	15.4	82.5	5.4	9
1990	Andre Motley, MAR	11	48	755	15.7	68.6	4.4	3
1991	Brian Dowler, MAR	11	48	946	19.7	86.0	4.4	10
1992	Troy Brown, MAR (5)	11	67	1,109	16.6	100.8	6.1	11
1993	Jeff Johnson, ETSU (9)	11	69	915	13.3	83.2	6.3	11
1994	Jeff Johnson, ETSU (1)	9	73	857	11.7	95.2	8.1	8
1995	David Patten, WCU (7)	10	59	887	15.0	88.7	5.9	7
1996	Randy Moss, MAR (T27)	11	55	1,073	19.5	97.5	5.0	19
1997	B.J. Adigun, ETSU (2)	11	68	1,389	20.4	126.3	6.2	12
1998	Lamar Cooper, ETSU (8)	9	44	950	21.6	105.6	4.9	8
1999	Cos DeMatteo, UTC (10)	11	76	977	12.9	71.6	6.9	11
2000	Cos DeMatteo, UTC (13)	10	75	971	12.9	97.1	7.5	11
2001	Cecil Moore, ETSU (31)	11	57	908	15.9	82.5	5.2	5
2002	Scooter Johnson, CIT (34)	12	69	950	13.8	79.2	5.8	7
2003	Alonzo Nix, UTC (23)	12	90	1,060	11.8	88.3	7.5	7
2004	DaVon Fowlkes, APP (1)	11	103	1,618	15.7	147.1	9.4	14
2005	Michael Mayers, Elon (74)	11	41	632	15.4	57.5	3.7	4
2006	Terrell Hudgins, Elon (2)	10	69	1,027	14.9	102.7	6.9	8
2007	Terrell Hudgins, Elon (1)	11	117	1,474	12.6	134.0	10.6	18
2008	Andre Roberts, CIT (4)	12	95	1,334	14.0	111.2	7.9	14
2009	Terrell Hudgins, Elon (1)	12	123	1,633	13.3	136.1	10.3	16
2010	Joel Bradford, UTC (2)	11	81	1,284	15.9	116.7	7.8	8
2011	Aaron Mellette, Elon (1)	11	113	1,639	14.5	149.0	10.3	12
2012	Aaron Mellette, Elon (3)	11	97	1,398	14.4	127.1	8.8	18
2013	Tony Washington, APP	12	64	939	14.7	78.2	5.3	4
2014	Karel Hamilton, SAM (29)	11	55	877	15.9	79.7	5.0	6
2015	Karel Hamilton, SAM (22)	10	75	880	11.7	88.0	7.5	4
2016	Karel Hamilton, SAM (2)	11	111	1,389	12.5	126.3	10.1	14
2017	Kelvin McKnight, SAM (8)	11	86	1,179	13.7	107.2	7.8	12
2018	Kelvin McKnight, SAM (3)	11	100	1,453	14.5	132.1	9.1	9
2019	Jakob Herres, VMI (20)	12	72	1,091	15.2	90.9	6.0	8
2020-21	Jakob Herres, VMI (1)	8	80	978	12.2	122.2	10.0	8

SCORING

Year	Player, School	G	TD	XP	FG	PTS	PPG
1953	Johnny Mapp, VMI	10	13	0	0	78	7.8
1954	John Popson, FUR	10	9	0	0	54	5.4
1955	Bob Moss, WVU	10	10	0	0	60	6.0
1956	Bobby Jordan, VMI	10	8	7	0	55	5.5
1957	Bobby Jordan, VMI	10	9	1*	0	56	5.6
1958	Mel Reight, WVU	10	8	10	0	58	5.8
1959	Alger Pugh, VT	10	11	0	0	66	6.6
1960	Howard Dyer, VMI	10	12	0	0	72	7.2
1961	Earl Stoudt, UR	10	9	10	1	67	6.7
1962	Bill Davis, VMI	10	6	2*	0	40	4.0
1963	Sonny Utz, VT	10	10	0	0	60	6.0
1964	Sonny Utz, VT	10	11	0	0	66	6.6
1965	Dave Alexander, ECU	9	16	0	0	96	10.7
1966	Ned Carr, W&M	10	10	1*	0	62	6.2
1967	Butch Colson, ECU	10	15	1*	0	92	9.2
1968	Mike Kelly, DAV	9	11	0	0	66	7.3
1969	George Hannen, DAV	10	11	2*	0	70	7.0
1970	Steve Crislip, FUR	11	10	1*	0	62	5.6
1971	Brian Baima, CIT	11	13	0	0	78	7.1
1972	Carlester Crumpler, ECU	11	17	0	0	102	9.3
1973	Barty Smith, UR	10	14	0	0	84	8.4
1974	John Gerdelman, W&M	11	10	0	0	60	5.5

ANNUAL INDIVIDUAL LEADERS



1975	Gary Davis, APP	11	0	36	15	81	7.4
1976	Pete Conaty, ECU	11	2	32	14	86	7.8
1977	Darrell Lipford, WCU	11	18	0	0	108	9.8
1978	Steve McConnell, APP	11	14	2*	0	88	8.0
1979	John McFall, ETSU	11	14	0	0	84	7.6
1980	Stump Mitchell, CIT	11	14	1*	0	86	7.8
1981	Floyd Allen, VMI	10	13	0	0	78	7.8
1982	Anthony James, WCU (4)	10	15	0	0	90	9.0
1983	Stanford Jennings, FUR (8)	11	15	0	0	90	8.2
1984	Eddie Maddox, WCU (T9)	10	13	0	0	78	7.8
1985	Chas Fox, FUR	9	13	4	0	82	9.1
1986	John Settle, APP (4)	11	20	0	0	120	10.9
1987	Kirk Roach, WCU (T21)	11	0	22	19	79	7.2
1988	Gene Brown, CIT (9)	10	15	0	0	90	9.0
1989	George Searcy, ETSU (2)	10	18	0	0	108	10.8
1990	Carl Tremble, FUR (12)	11	15	0	0	90	8.2
1991	Andrew Burr, FUR (12)	11	0	45	14	87	7.9
1992	Troy Brown, MAR (T20)	11	13	1*	0	80	7.3
	David Merrick, MAR	11	0	53	9	80	7.3
1993	Chris Parker, MAR (T9)	15	24	0	0	144	9.6
1994	Chris Parker, MAR (1)	14	24	1*	0	146	10.4
1995	Thomas Haskins, VMI (8)	11	17	1*	0	106	9.6
1996	Randy Moss, MAR (6)	14	28	0	0	174	11.6
1997	Greg Hill, GSU (T26)	13	18	0	0	108	8.3
1998	Adrian Peterson, GSU (2)	15	35	0	0	210	14.0
1999	Adrian Peterson, GSU (1)	15	41	1*	0	248	16.5
2000	Matt Vick, UTC (16)	11	0	31	22	97	8.8
2001	Louis Ivory, FUR (7)	11	19	0	0	114	10.4
2002	Chaz Williams, GSU (3)	14	27	0	0	162	11.6
2003	Danny Marshall, FUR (40)	11	0	31	16	79	7.2
2004	Chaz Williams, GSU (1)	12	25	1*	0	152	12.7
2005	Jayson Foster, GSU (3)	12	21	0	0	126	10.5
2006	Kevin Richardson, APP (2)	15	31	0	0	186	12.4
2007	Jayson Foster, GSU (3)	11	24	2*	0	148	13.5
2008	Dane Romero, WOF (4)	12	23	0	0	138	11.5
2009	Armanti Edwards, APP (10)	12	18	0	0	109	9.0
2010	Eric Breitenstein, WOF (4)	13	22	0	0	132	10.2
2011	Eric Breitenstein, WOF (5)	12	19	0	0	114	9.5
2012	Aaron Mellette, Elon (5)	11	18	0	0	108	9.8
2013	Marcus Cox, APP	12	21	0	0	126	10.5
2014	Denzel Williams, SAM (18)	11	16	0	0	96	8.7
2015	Anthony Pistelli, SAM (7)	11	0	41	20	101	9.2
2016	Detrez Newsome, WCU (11)	11	15	0	0	92	8.4
2017	Antonio Wilcox, FUR (33)	13	15	0	0	90	6.9
	Andre Stoddard, WOF (33)	13	15	0	0	90	6.9
2018	Mitchell Fineran, SAM (19)	11	0	50	13	89	8.1
2019	Alex Ramsey, VMI (3)	12	22	2*	0	134	11.2
2020-21	Mitchell Fineran, SAM (5)	7	0	32	15	77	11.0

ALL-PURPOSE YARDAGE

Year	Player, School	G	Rush-Rec.	PR-KR	Yards	YPG
1970	Phil Mosser, W&M	11	1,286-139	0-447	1,872	170.2
1971	Phil Mosser, W&M	10	885-212	0-617	1,714	171.4
1972	Carlester Crumpler, ECU	11	1,309-4	0-185	1,498	136.2
1973	Ronnie Moore, VMI	11	78-676	164-378	1,296	117.8
1974	Andrew Johnson, CIT	11	1,373-440	0-0	1,813	164.8
1975	Emmitt Hamilton, APP	11	844-291	0-49	1,184	107.6
1976	Jim Krus, W&M	11	1,164-27	0-17	1,208	109.8
1977	Ray Crisp, MAR	11	6-594	173-772	1,545	140.5
1978	Gerald Harp, WCU	11	46-1,145	5-361	1,557	141.5
1979	Floyd Allen, VMI	11	1,249-169	3-30	1,451	131.9
1980	Stump Mitchell, CIT	11	1,647-57	0-0	1,704	154.9
1981	Stanford Jennings, FUR	11	1,168-183	0-0	1,351	122.8
1982	Jerry Butler, ETSU	11	644-72	79-544	1,339	121.7
1983	Stanford Jennings, FUR (15)	11	1,260-306	0-0	1,566	142.4
1984	Eric Rasheed, WCU (7)	11	19-1,091	0-437	1,547	140.6
1985	John Settle, APP (18)	11	1,340-77	0-0	1,417	128.8
1986	John Settle, APP (6)	11	1,661-117	0-78	1,856	168.7
1987	Ron Darby, MAR (10)	11	1,020-159	0-437	1,616	146.9
1988	Otis Washington, WCU (1)	11	66-907	0-1113	2,086	189.6
1989	George Searcy, ETSU (5)	10	1,324-343	0-0	1,667	166.7
1990	Derrick Hollins, ETSU	11	935-276	0-90	1,301	118.3
1991	Chip Hooks, APP	10	1,062-270	0-0	1,332	133.2
1992	Troy Brown, MAR (3)	11	155-1,109	101-482	1,847	167.9
1993	Chris Parker, MAR (7)	11	1,370-292	0-133	1,795	163.2
1994	Thomas Haskins, VMI (6)	11	1,509-50	0-464	2,023	183.9



ETSU's Quay Holmes has led the SoCon in all-purpose yards in each of the last two seasons, ranking in the top six in the nation both times.

1995	Thomas Haskins, VMI (6)	11	1,548-33	0-553	2,134	194.0
1996	Thomas Haskins, VMI (7)	11	1,698-66	216-112	2,092	190.2
1997	Anthony Stringfield, ETSU (22)	11	7-638	332-584	1,547	140.6
1998	Adrian Peterson, GSU (7)	11	1,932-33	0-0	1,965	178.6
1999	Adrian Peterson, GSU (5)	11	1,807-163	0-0	1,970	179.1
2000	Louis Ivory, FUR (3)	11	2,079-14	0-0	2,093	190.3
2001	Louis Ivory, FUR (24)	11	1,492-80	0-0	1,572	142.9
2002	Jeremy Grier, UTC (37)	10	5-521	0-682	1,208	120.8
2003	Jermaine Austin, GSU (31)	11	1,461-8	0-0	1,469	133.5
2004	DaVon Fowlkes, APP (1)	11	82-1,618	194-419	2,313	210.3
2005	Kevin Richardson, APP (18)	15	266-1,433	52-588	2,021	135.9
2006	Tory Cooper, CIT (21)	11	807-247	89-305	1,448	131.6
2007	Mike Malone, WCU (4)	11	563-197	0-1,383	2,143	194.8
2008	Andre Roberts, CIT (14)	12	94-1,334	461-19	1,908	159.0
2009	Terrell Hudgins, Elon (17)	12	0-1,633	0-0	1,633	136.1
2010	Brian Sutherland, UTC (11)	11	180-729	0-941	1,823	165.7
2011	Fabian Truss, SAM (4)	10	847-137	0-790	1,774	177.4
2012	Fabian Truss, SAM (3)	11	1,063-291	0-624	1,978	179.8
2013	Fabian Truss, SAM (3)	12	877-295	295-738	2,205	183.8
2014	Chandler Curtis, MER (43)	12	92-564	271-506	1,433	119.4
2015	Detrez Newsome, WCU (6)	11	1109-281	0-389	1,779	161.7
2016	Detrez Newsome, WCU (1)	11	1031-342	0-970	2,343	213.0
2017	Detrez Newsome, WCU (1)	9	1100-205	0-231	1,536	170.7
2018	Kelvin McKnight, SAM (8)	11	0-1,453	188-0	1,641	149.2
2019	Quay Holmes, ETSU (6)	12	1,143-134	0-628	1,905	158.8
2020-21	Quay Holmes, ETSU (2)	6	640-55	0-399	1,094	182.3

KICKOFF RETURNS

Year	Player, School	No	Yards	Avg.
1958	Pete Johnson, VMI	8	251	31.4
1959	Alger Pugh, VT	12	305	25.4
1960	Roger Hale, W&M	14	321	22.9
1961	Dick Drummond, GW	8	330	41.3
1962	Eddie Taylor, CIT	18	377	20.9
1963	Dick Drummond, GW	16	403	25.2
1964	Chuck Albertson, W&M	15	329	21.9
1965	Garrett Ford, WVU	13	353	27.2
1966	Jim McMillan, CIT	21	435	20.7
1967	Jim Burg, VMI	20	424	21.2
1968	Steve Brackett, CIT	20	397	19.9
1969	Bob Duncan, CIT	14	288	20.6
1970	Steve Crisip, FUR	15	438	29.2
1971	Phil Mosser, W&M	26	617	23.7
1972	Doug Gerhart, W&M	12	355	29.5
1973	Dick Pawlewicz, W&M	24	584	24.3



ANNUAL INDIVIDUAL LEADERS

#SoConFB

1974	Dick Pawlewicz, W&M	15	426	28.4
1975	Ronnie Moore, VMI	8	230	28.8
1976	Jimmy Kiser, FUR	14	333	23.8
1977	Tony Ball, UTC	13	473	36.4
1978	Charles Fowler, APP	21	555	26.4
1979	Danny Miller, CIT	15	383	25.5
1980	Ronnie Horton, ETSU	30	734	24.5
1981	Mark Bridgman, FUR	15	368	24.5
1982	Jerry Butler, ETSU (5)	21	544	25.9
1983	Danny Abercrombie, MAR (4)	20	535	26.7
1984	Danny Abercrombie, MAR	10	272	27.2
1985	Mark Rudder, FUR (13)	22	499	22.7
1986	Ron Darby, MAR	14	327	23.4
1987	Keith Isom, APP	19	489	25.7
1988	Albert Burt, ETSU (8)	22	568	25.8
1989	Shoun Habersham, UTC (10)	22	554	25.2
1990	Daryl Rogers, FUR	11	260	23.6
1991	Jerry Ellison, UTC (5)	13	368	28.3
	Troy Brown, MAR	12	468	39.0
1992	Kerry Hayes, WCU (7)	20	545	27.3
1993	Kerry Hayes, WCU (2)	16	584	36.5
1994	Thomas Haskins, VMI (5)	15	464	30.9
1995	Josh Cole, FUR (1)	17	546	32.1
1996	Randy Moss, MAR (1)	14	484	34.6
1997	Stefpon Hawkins, UTC (3)	15	407	27.1
1998	Tyron Berrian, FUR (12)	17	461	27.1
1999	Des Kitchings, FUR	12	441	36.8
2000	Richard Holland, VMI (1)	19	628	33.1
2001	Brian Bratton, FUR (1)	14	521	37.2
2002	Bud Pough, CIT (10)	18	487	27.1
2003	Lewis Barr, GSU (3)	20	598	29.9
2004	DaVon Fowlkes, APP (36)	18	419	23.3
2005	Mike Malone, WCU (2)	17	532	31.3
2006	Michael Mayers, Elon (10)	16	408	25.5
2007	Michael Mayers, Elon (7)	30	863	28.8
2008	Bo Williamson, Elon (21)	15	380	25.3
2009	Stephon Shelton, WOF (13)	22	568	25.8
2010	Laron Scott, GSU (20)	44	1,161	26.4
2011	Laron Scott, GSU (3)	34	1,040	30.6
2012	Jerodis Williams, FUR (1)	16	574	35.9
2013	Fabian Truss, SAM (2)	23	738	32.1
2014	Chandler Curtis, MER (4)	17	506	29.8
2015	K'rondis Larry, SAM (31)	23	565	24.6
2016	Detrez Newsome, WCU (28)	40	970	24.2
2017	Thomas Gordon, FUR (12)	14	353	25.2
2018	Dejuan Bell, FUR (22)	10	489	25.7
2019	Korey Bridy, VMI (5)	32	887	27.7
2020-21	T.J. Luther, WOF (1)	6	179	29.8

PUNT RETURNS

Year	Player, School	No.	Yards	Avg.
1964	Billy Cline, ECU	19	175	9.2
1965	Eddie Willis, VMI	24	349	14.5
1966	John Mallory, WVU	17	254	14.9
1967	John Mallory, WVU	36	453	12.6
1968	Kerr Kump, VMI	32	327	10.2
1969	George Hannen, DAV	21	471	22.4
1970	Jeff Varnadoe, CIT	31	406	13.1
1971	Jeff Varnadoe, CIT	33	455	13.8
1972	Dave Ingold, DAV	8	154	19.3
1973	Vince Perone, FUR	20	240	12.0
1974	Devon Ford, APP	35	568	16.2
1975	Devon Ford, APP	21	260	12.4
1976	Gerald Hall, ECU	26	302	11.6
1977	Kenny Mitchell, UTC	20	280	14.0
1978	Kenny Mitchell, UTC	24	242	10.1
1979	Gary Parris, UTC	13	91	7.0
1980	Gary Woodburn, UTC	13	153	11.8
1981	Jerry Butler, ETSU	15	169	11.3
1982	David McCrary, UTC (5)	24	285	11.9
1983	David McCrary, UTC (11)	35	385	11.0
1984	Chas Fox, FUR (15)	25	277	11.1
1985	David McCrary, UTC (6)	28	339	12.1
1986	Jerome Norris, FUR	18	152	8.4
1987	Rodney Landreth, ETSU	23	179	7.8
1988	Mark Stock, VMI	30	260	8.7
1989	Anthony Smith, APP	20	239	12.0

1990	Ricardo Clark, MAR	41	366	8.9
1991	Troy Brown, MAR (2)	24	354	14.8
1992	Kerry Hayes, WCU (5)	16	231	14.4
1993	Dexter Dawson, GSU (13)	32	366	11.4
1994	Timmy Williams, VMI (16)	17	203	11.9
1995	Dexter Dawson, GSU (3)	19	284	15.0
1996	Stefpon Hawkins, UTC	14	268	19.1
1997	Tony Young, WOF (9)	12	168	14.0
1998	Corey Joyner, GSU	17	253	14.9
1999	Keyandre Fenn, ETSU (10)	14	196	14.0
2000	Teray Frost, VMI	17	225	13.2
2001	Cecil Moore, ETSU	13	169	13.0
2002	Bear Rinehart, FUR (5)	17	253	14.9
2003	DaVon Fowlkes, APP (31)	26	279	10.7
2004	Teddy Craft, GSU (20)	17	193	11.4
2005	Dwayne Ijames, Elon (39)	21	185	8.8
2006	Dexter Jackson, APP (14)	30	369	12.3
2007	Jordan Hazard, UTC (12)	18	231	12.8
2008	Andre Roberts, CIT (1)	24	461	19.2
2009	Andre Roberts, CIT (6)	14	217	15.5
2010	Greg Adams, CIT (45)	22	158	7.2
2011	Riley Hawkins, SAM	12	133	11.1
2012	Riley Hawkins, SAM (14)	26	276	10.6
2013	Fabian Truss, SAM (4)	20	295	14.8
2014	Tommy Hudson, UTC (28)	16	145	9.1
2015	Dane Forlines, VMI (5)	15	194	7.4
2016	Deandre Schoultz, CIT (10)	29	345	11.9
2017	Brandon Dowdell, UTC (6)	13	164	12.6
2018	Daquan Patten, WCU (25)	11	124	8.9
2019	Montrell Washington, SAM (1)	15	328	21.9
2020-21	Alijah Huzzie, ETSU (5)	9	124	13.8

INTERCEPTIONS

Year	Player, School	No.	Yards
1959	Alger Pugh, VT	5	103
	Ed Hino, GW	5	14
1960	Duncan Morton, DAV	4	18
	Johnny Watkins, VT	4	210
1961	Tony Carmignani, FUR	6	123
1962	Joe Cannarella, CIT	6	49
1963	Dick Kern, W&M	8	116
1964	Lavern Barrs, FUR	6	22
1965	Bobby Ellis, ECU	5	67
	Todd Hicks, ECU	5	55
1966	Bobby Ellis, ECU	7	41
1967	Kerr Kump, VMI	7	160
1968	Steve Garrett, ECU	6	54
	Whit Morrow, DAV	6	75
1969	Jimmy King, CIT	6	79
1970	Jeff Varnadoe, CIT	9	251
1971	Mike Fabian, FUR	5	62
	Jack Patterson, ECU	5	40
	Paul Scolaro, W&M	5	9
1972	Vince Perone, FUR	10	70
1973	Jim Bolding, ECU	7	84
1974	Curtis Boyd, FUR	6	105
1975	Jim Bolding, ECU	10	51
1976	Gerald Hall, ECU	6	153
1977	Kevin White, CIT	7	102
1978	Russ Huesman, UTC	4	72
1979	Al McCloud, UTC	7	68
1980	Chris Carter, CIT	6	68
	Richard Ward, UTC	6	55
1981	Paul Humphries, UTC	6	54
1982	Frank Ladson, VMI	7	29
	Steve Umberger, VMI	7	67
1983	Tiger Greene, WCU	6	26
1984	Tiger Greene, WCU	6	51
1985	Phillip Aldridge, UTC (T6)	8	142
1986	Reggie Giles, MAR (T5)	8	160
1987	J.D. Cauthen, CIT (T5)	8	79
	Reggie Solomon, UTC	8	44
1988	Rick Harris, ETSU (T15)	6	139
	Mike Lowman, UTC	6	28
1989	Ricky Gardin, WCU	4	69
	Shannon Walker, CIT	4	39
	Tony Skole, CIT	4	4

ANNUAL INDIVIDUAL LEADERS




1990	Joe Chirico, MAR	5	37
	Boo Lassister, VMI	5	28
1991	Mark Mayo, APP	5	33
	Dewayne Arkadie, VMI	5	39
	Shannon Walker, CIT	5	33
1992	Torrence Forney, CIT (4)	7	71
1993	Donnie Abraham, ETSU (T8)	7	20
1994	Matt Stevens, APP (T1)	7	67
1995	Donnie Abraham, ETSU (T30)	5	189
	Brancis Williams, GSU	5	62
1996	Ron Faugue, UTC (T19)	6	61
1997	John Keith, FUR (46)	4	103
	Tony Young, WOF	4	92
1998	Arkee Thompson, GSU (T11)	6	47
	Marcus Johnson, CIT	6	33
1999	Arkee Thompson, GSU (T24)	5	74
	Corey Hall, APP	5	76
	Remi Awolowo, APP	5	86
2000	Justin Fryer, WCU	7	78
2001	Tony Tiller, ETSU (5)	7	102
2002	Cam Newton, FUR (15)	6	101
	Musa Sarki, VMI (20)	6	134
	Montreal Harkley, ETSU (20)	6	107
	Rodney Johnson, FUR (20)	6	74
2003	Corey Lynch, APP (4)	6	61
	Montreal Harkley, ETSU	6	75
	Matt Nelson, WOF	6	61
2004	A.J. Bryant, GSU (19)	6	165
2005	Brian Ford, WOF (5)	6	5
2006	Brandon Jackson, GSU (T10)	5	17
2007	Corey Lynch, APP (24)	6	114
2008	Mark LeGree, APP (1)	10	32
2009	Mark LeGree, APP (T13)	7	81
2010	Torez Jones, WCU (2)	12	54
2011	Demetrius McCray, APP (18)	5	8
2012	Jaquiski Tartt, SAM (24)	4	132
2013	Chris Armfield, WOF (68)	3	34
2014	Trey Morgan, WCU (5)	6	0
2015	Trey Robinson, FUR (22)	4	1
2016	Dee Delaney, CIT (10)	6	103
2017	Marvin Tillman, WCU (8)	5	80
2018	Tyree Robinson, ETSU (7)	6	95
2019	Artevius Smith, ETSU (10)	5	63
2020-21	Chris Edmonds, SAM (3)	4	90

PUNTING

Year	Player, School	No.	Yards	Avg.
1953	Jimmy Thacker, DAV	20	858	42.9
1954	Bobby Jordan, VMI	21	812	38.7
1955	Bob Wolfensen, VT	29	1,157	39.9
1956	Bob Snider, WVU	15	585	39.0
1957	Bobby Jordan, VMI	39	1,642	42.1
1958	Sam Horner, VMI	28	1,193	42.6
1959	Paul Maguire, CIT	32	1,370	42.8
1960	Butch Porter, W&M	22	887	40.3
1961	Clyde Marsh, CIT	46	1,863	40.5
1962	Jake Adams, VT	25	970	38.8
1963	Kroghie Andersen, CIT	38	1,581	41.6
1964	Carl Rhodes, VMI	43	1,651	38.4
1965	Mike Bragg, UR	67	2,794	41.7
1966	Mike Bragg, UR	58	2,482	42.8
1967	Mike Bragg, UR	78	3,229	41.4
1968	Jimmy Jordan, FUR	84	3,368	40.1
1969	Carrington Herbert, W&M	68	2,454	36.1
1970	David Cripe, W&M	62	2,449	39.5
1971	Russell Brown, W&M	51	2,183	42.8
1972	Jay Jones, UR	66	2,666	40.4
1973	Joe Parker, APP	59	2,503	42.4
1974	Joe Parker, APP	63	2,788	44.3
1975	Joe Parker, APP	43	1,830	42.6
1976	Joe Parker, APP	50	2,211	44.2
1977	Greg Cater, UTC	58	2,426	41.8
1978	Greg Cater, UTC	68	2,860	42.1
1979	Greg Cater, UTC	62	2,638	42.5
1980	John Johnson, FUR	58	2,345	40.4
1981	John Johnson, FUR	34	1,413	41.6
1982	John Howell, UTC (3)	61	2,616	42.9
1983	Pat Velarde, MAR (1)	64	2,853	44.6
1984	Steve Kornegay, WCU (1)	49	2,127	43.4
1985	George Cimadevilla, ETSU (2)	66	2,948	44.7
1986	Greg Davis, CIT (1)	61	2,723	44.6
1987	Anthony Bare, WCU	55	2,183	39.7
1988	Billy Smith, UTC (6)	79	3,273	41.4
1989	Pumpy Tudors, UTC (1)	65	2,817	43.3
1990	Pumpy Tudors, UTC (3)	63	2,810	44.6
1991	Harold Alexander, APP (1)	64	3,009	47.0
1992	Harold Alexander, APP (1)	55	2,245	40.8
1993	Ronnie McCutchan, FUR (2)	47	2,057	43.8
1994	Josh Siefkin, UTC (12)	42	1,735	41.3
1995	Josh Siefken, UTC (3)	60	2,484	41.4
1996	Chris Hanson, MAR	38	1,739	45.8
1997	Ken Hinsley, WCU (4)	46	2,032	44.2
1998	Ken Hinsley, WCU (3)	57	2,536	44.5
1999	Brian Reilly, APP (5)	41	1,739	42.4
2000	Nate McKinney, APP (4)	48	2,042	42.5
2001	Jimmy Miner, WOF (8)	48	2,016	42.0
2002	Brent Barth, VMI (3)	64	3,032	47.4
2003	Nate McKinney, APP (3)	74	3,294	44.5
2004	Tim Mayse, WCU (26)	51	2,032	39.8
2005	Tim Mayse, WCU (11)	49	2,048	41.8
2006	Brandon Lane, Elon (11)	35	1,485	42.4
2007	Brandon Lane, Elon (8)	48	2,060	42.9
2008	Brandon Lane, Elon (-)	40	1,659	41.5
2009	Bob Hooper, SAM (13)	73	3,026	41.5
2010	Charlie Edwards, GSU (17)	56	2,298	41.0
2011	Cass Couey, CIT (5)	40	1,719	43.0
2012	Sam Martin, APP (3)	60	2,755	45.9
2013	Bentlee Critcher, APP	52	2,340	45.9
2014	Greg Peranich, SAM (13)	52	2,229	42.9
2015	Matt Shiel, MER (7)	44	1,941	44.1
2016	Ian Berryman, WCU (4)	52	2,335	44.9
2017	Austin Barnard, SAM (2)	54	2,441	45.2
2018	Matt Campbell, CIT (5)	51	2,264	44.4
2019	Matt Campbell, CIT (8)	35	1,542	44.1
2020-21	Landon Parker, ETSU (5)	20	900	45.0

Note: National ranking in parenthesis



Chattanooga's Pumpy Tudors led the SoCon in punting in 1989 and 1990, with his 1989 average (43.3) leading the FCS and his 1990 mark (44.6) ranking third



ANNUAL TEAM LEADERS

#SoConFB

TOTAL OFFENSE

Year	Team	G	Plays	Yards	APP	YPG	TD
1953	West Virginia	9	593	3,398	5.7	339.8	43
1954	West Virginia	9	590	3,014	5.1	334.9	31
1955	West Virginia	10	642	3,845	6.0	384.5	43
1956	Virginia Tech	10	720	3,559	4.9	355.9	40
1957	West Virginia	10	674	3,047	4.5	304.7	27
1958	West Virginia	10	720	3,319	4.6	331.9	38
1959	VMI	10	622	3,206	5.2	320.6	36
1960	Furman	10	638	2,929	4.6	292.9	28
1961	Furman	10	493	2,972	6.0	297.2	19
1962	West Virginia	10	626	3,262	5.2	326.2	30
1963	William & Mary	10	627	2,921	4.7	292.1	22
1964	Virginia Tech	10	600	2,958	4.9	295.8	31
1965	East Carolina	9	663	3,305	5.0	367.2	38
1966	Davidson	9	649	3,017	4.7	335.2	29
1967	Davidson	9	714	3,199	4.5	355.4	27
1968	Richmond	10	763	3,473	4.6	347.3	31
1969	The Citadel	10	781	3,772	4.8	377.2	35
1970	Davidson	10	678	3,589	5.3	358.9	28
1971	The Citadel	11	777	5,030	6.5	457.3	46
1972	William & Mary	11	841	4,357	5.2	396.1	33
1973	East Carolina	11	811	4,245	5.2	385.9	44
1974	William & Mary	11	766	3,905	5.1	355.0	28
1975	Appalachian State	11	861	4,625	5.4	420.5	42
1976	Furman	11	795	4,114	5.2	374.0	26
1977	Western Carolina	11	823	4,471	5.4	406.5	39
1978	Furman	11	817	4,648	5.7	422.5	43
1979	Chattanooga	11	765	4,539	5.9	412.6	47
1980	Chattanooga	11	741	4,554	6.1	414.0	40
1981	Appalachian State	11	832	4,645	5.6	422.3	29
1982	Furman (9)	11	830	4,285	5.2	389.5	38
1983	Furman (3)	11	852	5,084	6.0	462.2	52
1984	Furman (4)	11	768	4,974	6.5	452.2	50
1985	Furman (5)	11	787	5,128	6.5	466.2	51
1986	Furman	11	800	4,007	5.0	364.3	39
1987	Marshall (3)	11	862	4,987	5.8	453.4	43
1988	Marshall (11)	11	845	4,481	5.3	407.4	43
1989	Furman	11	719	4,338	6.0	394.4	45
1990	Furman (15)	11	770	4,590	6.0	417.3	40
1991	Marshall (10)	11	709	4,705	6.6	427.7	55
1992	Marshall (2)	11	796	5,397	6.8	490.6	63
1993	Western Carolina (19)	11	697	4,521	6.5	411.0	29
1994	Marshall (14)	11	764	4,855	6.4	441.4	63
1995	Marshall (1)	11	812	4,642	5.7	422.0	46
1996	Marshall (3)	11	743	5,105	6.9	464.1	62
1997	ETSU (13)	11	764	4,755	6.2	432.3	45
1998	ETSU	11	764	4,755	6.5	432.3	45
1999	Georgia Southern (1)	11	795	6,069	7.6	551.7	71
2000	Chattanooga (8)	11	802	4,989	6.2	453.6	31
2001	Georgia Southern (25)	11	717	4,505	6.3	409.5	48
2002	Georgia Southern (3)	14	981	6,575	6.7	469.6	63
2003	Georgia Southern (19)	11	779	4,561	5.9	414.6	37
2004	Georgia Southern (3)	12	896	5,860	6.5	488.3	77
2005	Furman (7)	14	1,061	6,580	6.2	470.0	64
2006	Appalachian State (3)	15	1,006	6,265	6.2	417.7	66
2007	Appalachian State (1)	15	1,088	7,325	6.7	488.3	85
2008	Wofford (2)	12	814	5,606	6.9	467.2	58
2009	Appalachian State (3)	14	1,017	6,511	6.4	465.1	57
2010	Elon (8)	11	777	4,787	6.2	435.2	46
2011	Wofford (7)	12	836	5,336	6.4	444.7	51
2012	Georgia Southern (8)	13	944	6,536	6.9	466.9	66
2013	Georgia Southern	11	748	4,966	6.8	451.5	50
2014	The Citadel (30)	12	907	5,124	5.6	427.0	42
2015	Samford (7)	11	853	5,277	6.2	479.7	42
2016	Samford (14)	12	868	5,354	6.2	446.2	51
2017	Western Carolina (15)	12	868	5,287	6.1	440.6	47
2018	Samford (4)	11	887	5,675	6.4	515.9	54
2019	Wofford (36)	12	761	4,959	6.5	413.2	50
2020-21	Samford (6)	7	547	3,597	6.6	513.9	31

TOTAL DEFENSE

Year	Team	G	Plays	Yards	APP	YPG	TD
1953	West Virginia	9	510	1,835	3.6	183.5	9
1954	Richmond	9	505	1,570	3.1	174.4	9
1955	Davidson	9	496	1,702	3.4	189.1	13
1956	Davidson	9	514	1,885	3.7	209.4	19
1957	Virginia Tech	10	614	2,108	3.4	210.8	22
1958	VMI	10	630	2,216	3.5	221.6	15
1959	Furman	10	582	2,548	4.4	254.8	31
1960	Davidson	8	381	1,779	4.6	222.4	16
1961	Virginia Tech	9	555	2,033	3.7	225.9	15
1962	Virginia Tech	10	612	2,282	3.7	228.2	19
1963	VMI	10	609	2,261	3.7	226.1	19
1964	The Citadel	10	589	2,251	3.8	225.1	17
1965	East Carolina	9	531	1,957	3.7	217.4	12
1966	East Carolina	10	655	2,729	4.2	272.9	7



Citadel quarterback Dominique Allen ran for 2,197 yards in his four-year career, helping the Bulldogs finish in the top two in the FCS in rushing offense each year from 2014-17.

1967	West Virginia	10	654	2,036	3.1	203.6	13
1968	Richmond	10	739	2,748	3.7	274.8	14
1969	Richmond	10	731	2,549	3.5	254.9	22
1970	East Carolina	11	754	3,425	4.5	311.4	29
1971	Richmond	10	654	2,798	4.3	279.8	22
1972	East Carolina	11	692	2,707	3.9	246.1	24
1973	East Carolina	11	703	2,917	4.1	265.2	21
1974	Furman	11	660	2,804	4.2	254.9	19
1975	Furman	11	696	2,031	2.9	184.6	19
1976	East Carolina	11	712	2,355	3.3	214.1	12
1977	VMI	11	718	2,982	4.2	271.1	22
1978	Chattanooga	11	744	2,989	4.0	271.7	26
1979	ETSU	11	720	3,195	4.4	290.5	19
1980	Chattanooga	11	748	3,214	4.3	292.2	22
1981	The Citadel	11	768	2,862	3.7	260.2	18
1982	Chattanooga (4)	11	677	2,201	3.3	200.1	18
1983	Chattanooga (10)	11	715	2,732	3.8	248.4	21
1984	ETSU (15)	11	701	3,065	4.4	278.6	21
1985	Chattanooga (2)	11	769	2,930	3.8	266.4	17
1986	Furman (3)	11	667	2,563	3.8	233.0	17
1987	Chattanooga (12)	11	719	3,075	4.3	279.5	22
1988	Furman (4)	11	696	2,620	3.8	238.2	11
1989	Furman (2)	11	739	2,801	3.8	254.6	13
1990	Marshall (T3)	11	725	2,862	4.0	260.2	37
1991	Furman	11	950	3,623	5.2	312.6	27
1992	Furman (17)	11	712	3,419	4.8	310.8	27
1993	Marshall (11)	11	731	3,278	4.5	298.0	14
1994	Marshall (10)	11	729	3,066	4.2	278.7	21
1995	Marshall (2)	11	673	2,645	3.9	240.5	22
1996	Marshall (41)	11	738	3,519	4.8	319.9	17
1997	ETSU (26)	11	722	3,169	4.4	288.1	31
1998	Western Carolina (10)	11	674	3,086	4.6	280.5	22
1999	Georgia Southern (18)	11	728	3,208	4.4	291.6	20
2000	Appalachian State (38)	11	708	3,319	4.7	301.7	25
2001	Georgia Southern (6)	11	722	2,875	4.0	261.4	16
2002	Wofford (11)	12	752	3,245	4.3	270.4	22
2003	Furman (4)	11	716	2,998	4.2	272.5	17
2004	Georgia Southern (4)	12	741	3,321	4.5	276.8	28
2005	Western Carolina (18)	9	623	2,795	4.5	310.6	22
2006	Appalachian State (17)	15	633	2,812	4.4	255.6	15
2007	The Citadel (47)	11	744	3,921	5.3	356.4	41
2008	Samford (28)	11	717	3,501	4.9	318.3	23
2009	Elon (4)	12	731	2,980	4.1	248.3	17
2010	Wofford (7)	13	834	3,717	4.5	285.9	24
2011	Chattanooga (13)	11	721	3,358	4.7	305.3	23
2012	Wofford (9)	13	867	3,977	4.6	305.9	26
2013	Chattanooga (17)	12	748	3,947	5.3	328.9	28
2014	Chattanooga (4)	14	845	3,889	4.6	277.8	36
2015	Chattanooga (37)	13	815	4,575	5.6	351.9	38
2016	Wofford (5)	14	874	4,021	4.6	287.2	31
2017	Chattanooga (25)	11	698	3,590	5.1	326.4	32

ANNUAL TEAM LEADERS



2018	Wofford (12)	13	806	3,957	4.9	304.4	30
2019	Wofford (20)	12	725	4,024	5.6	335.3	36
2020-21	Chattanooga (6)	5	311	1,236	4.0	247.2	12

RUSHING OFFENSE

Year	Team	G	Carries	Yards	APC	YPG	TD
1953	West Virginia	9	477	2,536	5.3	281.8	28
1954	West Virginia	9	480	2,361	4.9	262.3	26
1955	West Virginia	10	489	2,639	5.4	263.9	33
1956	Virginia Tech	10	621	2,835	4.6	283.5	32
1957	West Virginia	10	544	2,339	4.3	233.9	23
1958	VMI	10	426	1,880	4.4	188.0	24
1959	Virginia Tech	10	460	1,759	3.8	175.9	15
1960	Furman	10	486	1,944	4.0	194.4	20
1961	Furman	10	354	1,946	5.5	194.6	15
1962	Furman	10	488	2,268	4.6	226.8	21
1963	Virginia Tech	10	459	1,879	4.1	187.9	21
1964	Virginia Tech	10	465	1,950	4.2	195.0	20
1965	East Carolina	9	454	1,905	4.2	211.7	23
1966	West Virginia	10	452	1,885	4.2	188.5	23
1967	East Carolina	10	569	2,316	4.1	231.6	22
1968	East Carolina	10	486	1,571	3.2	157.1	16
1969	The Citadel	10	504	2,149	4.3	214.9	22
1970	William & Mary	11	598	2,654	4.4	241.3	21
1971	The Citadel	11	537	2,942	5.5	267.5	31
1972	William & Mary	11	613	2,916	4.8	265.1	21
1973	East Carolina	11	638	2,918	4.6	265.3	32
1974	East Carolina	11	643	3,015	4.7	274.1	30
1975	Appalachian State	11	693	3,450	5.0	313.6	32
1976	East Carolina	11	734	3,263	4.4	296.6	28
1977	Chattanooga	11	660	3,332	5.0	302.9	24
1978	Furman	11	615	2,843	4.6	258.5	30
1979	Chattanooga	11	586	2,926	5.0	266.0	30
1980	The Citadel	11	641	3,066	4.8	278.7	32
1981	Furman	11	592	2,879	4.9	261.7	25
1982	Furman (2)	11	672	2,907	4.3	264.3	29
1983	Furman (1)	11	627	3,158	5.0	287.1	36
1984	Furman (2)	11	558	3,100	5.6	281.8	29
1985	Furman (2)	11	581	3,167	5.5	287.9	31
1986	Furman (8)	11	614	2,838	4.6	258.0	30
1987	The Citadel (8)	11	640	2,742	4.3	249.3	22
1988	The Citadel (3)	11	641	3,204	5.0	291.3	34
1989	The Citadel (5)	11	629	2,921	4.6	265.6	27
1990	VMI (5)	11	686	2,960	4.3	269.1	26
1991	VMI (1)	11	703	3,486	5.0	312.6	27
1992	The Citadel (1)	11	672	3,800	5.7	345.5	33
1993	The Citadel (7)	11	650	3,074	4.7	279.5	30
1994	The Citadel (1)	11	633	4,202	6.6	382.0	48
1995	Appalachian State (6)	11	590	2,874	4.9	261.3	31
1996	Georgia Southern (4)	11	599	2,931	4.9	266.5	31
1997	Wofford (3)	10	640	2,922	4.6	292.2	22
1998	Georgia Southern (2)	11	620	4,166	6.7	378.7	53
1999	Georgia Southern (1)	11	654	4,609	7.0	419.0	61
2000	Georgia Southern (3)	11	626	3,642	5.8	331.1	31
2001	Georgia Southern (1)	11	616	3,560	5.8	323.6	42
2002	Georgia Southern (1)	14	859	5,407	6.3	386.2	54
2003	Georgia Southern (1)	11	664	3,692	5.6	335.6	32
2004	Georgia Southern (1)	12	791	4,439	5.8	369.9	56
2005	Georgia Southern (1)	12	768	4,641	6.0	386.8	50
2006	Wofford (2)	11	570	2,910	5.1	264.5	32
2007	Georgia Southern (1)	11	613	3,589	5.4	326.3	38
2008	Wofford (2)	12	669	4,077	6.1	339.8	48
2009	Wofford (2)	11	563	2,972	5.3	270.2	26
2010	Wofford (1)	13	697	3,871	5.6	297.8	35
2011	Wofford (1)	12	728	4,375	6.0	364.6	43
2012	Georgia Southern (1)	14	850	5,591	6.6	399.4	55
2013	Georgia Southern	11	626	3,964	6.3	360.4	44
2014	The Citadel (2)	12	760	4,166	5.5	347.2	34
2015	The Citadel (2)	13	791	4,515	5.7	347.3	41
2016	The Citadel (1)	12	778	4,178	5.4	348.2	32
2017	The Citadel (2)	11	651	3,241	5.0	294.6	22
2018	Wofford (5)	13	663	4,051	6.1	311.6	38
2019	Wofford (3)	12	610	3,669	6.0	305.8	42
2020-21	The Citadel (4)	12	721	2,903	4.0	241.9	19

RUSHING DEFENSE

Year	Team	G	Carries	Yards	APC	YPG	TD
1953	West Virginia	9	351	975	2.8	108.3	7
1954	West Virginia	9	361	990	2.7	110.0	6
1955	West Virginia	10	406	1,267	3.1	126.7	12
1956	West Virginia	10	467	1,369	2.9	136.9	12
1957	West Virginia	10	443	1,478	3.3	147.8	11
1958	George Washington	8	338	1,076	3.1	134.5	12
1959	Furman	10	440	1,495	3.4	149.5	19
1960	George Washington	9	344	1,354	3.8	150.4	10
1961	Furman	10	352	1,459	4.2	145.9	11
1962	William & Mary	10	397	1,237	3.1	123.7	9

1963	VMI	10	466	1,449	3.1	144.9	14
1964	George Washington	10	397	1,373	2.9	137.3	16
1965	East Carolina	9	531	881	1.7	97.9	8
1966	George Washington	10	431	1,539	3.6	153.9	10
1967	West Virginia	10	425	821	1.9	82.1	8
1968	Richmond	10	431	1,224	2.8	122.4	6
1969	Richmond	10	465	1,008	2.2	100.8	16
1970	East Carolina	11	484	1,619	3.3	147.2	16
1971	Richmond	10	441	1,616	3.7	161.6	14
1972	East Carolina	11	443	1,200	2.7	109.1	15
1973	East Carolina	11	446	1,406	3.2	127.8	13
1974	East Carolina	11	538	1,981	3.7	180.1	8
1975	Furman	11	521	1,767	3.4	160.6	15
1976	East Carolina	11	493	1,353	2.7	123.0	10
1977	VMI	11	486	1,330	2.7	120.9	13
1978	Chattanooga	11	464	1,098	2.4	99.8	11
1979	Chattanooga	11	494	1,428	2.9	129.8	15
1980	Furman	11	477	1,537	3.2	139.7	10
1981	The Citadel	11	456	1,112	2.4	101.1	10
1982	Chattanooga (7)	11	406	893	2.2	81.2	11
1983	Chattanooga (15)	11	453	1,258	2.8	114.4	9
1984	Furman (11)	11	401	1,133	2.8	103.0	8
1985	Chattanooga (5)	11	400	911	2.3	82.8	7
1986	Furman (18)	11	414	1,506	2.9	112.3	10
1987	Furman	11	499	1,452	2.9	132.0	12
1988	Furman (2)	11	407	1,017	2.5	92.5	5
1989	Furman (19)	11	476	1,391	2.9	126.5	7
1990	Chattanooga	11	480	1,500	3.1	136.4	13
1991	Furman	11	473	1,539	3.3	139.9	12
1992	Marshall	11	442	1,517	3.4	137.9	13
1993	Georgia Southern	11	452	1,516	3.4	137.8	8
1994	Appalachian State	11	442	1,497	3.4	136.1	9
1995	Marshall (17)	11	418	1,272	3.0	115.6	9
1996	ETSU (18)	11	399	1,268	3.2	115.3	12
1997	Georgia Southern (20)	11	400	1,157	2.9	105.2	7
1998	Georgia Southern	11	442	1,553	3.5	141.2	18
1999	Georgia Southern (33)	11	436	1,444	3.3	131.3	13
2000	Furman (45)	11	430	1,498	3.5	136.2	12
2001	Furman (29)	11	413	1,373	3.3	124.8	10
2002	Wofford (32)	12	466	1,511	3.2	125.9	12
2003	Western Carolina (14)	12	507	1,343	2.6	111.9	18
2004	Georgia Southern (23)	12	413	1,451	3.5	120.9	16
2005	The Citadel (54)	11	467	1,706	3.7	155.1	27
2006	Appalachian State (11)	15	530	1,625	3.1	108.3	9
2007	Furman (31)	11	433	1,485	3.4	135.0	22
2008	Samford (17)	11	372	1,140	3.1	103.6	11
2009	Elon (15)	12	407	1,253	3.1	104.4	7
2010	Georgia Southern (28)	15	533	1,905	3.6	127.0	16
2011	Wofford (30)	12	446	1,630	3.7	135.8	17
2012	Wofford (23)	13	467	1,625	3.5	125.0	13
2013	Georgia Southern	11	400	1,764	4.4	160.4	15
2014	Wofford (9)	11	392	1,182	3.0	107.5	19
2015	Wofford (40)	11	392	1,634	4.2	148.5	22
2016	Wofford (11)	14	463	1,425	3.1	101.8	8
2017	Wofford (25)	13	443	1,582	3.6	121.7	16
2018	Wofford (9)	13	412	1,350	3.3	103.8	12
2019	The Citadel (63)	12	418	1,915	4.6	159.6	23
2020-21	ETSU (20)	6	226	687	3.0	114.5	9

PASSING OFFENSE

Year	Team	G	Com.-Att.	Pct.	Yards	YPG	TD
1953	George Washington	9	63-177	35.6	1,103	122.6	8
1954	William & Mary	10	60-154	39.0	871	87.1	3
1955	Davidson	9	97-206	47.1	1,351	150.1	7
1956	William & Mary	10	82-184	44.6	913	91.3	6
1957	The Citadel	10	64-131	48.9	1,075	107.5	7
1958	West Virginia	10	107-214	50.0	1,442	144.2	9
1959	VMI	10	79-157	49.7	1,466	146.6	17
1960	VMI	10	103-214	48.1	1,424	142.4	8
1961	The Citadel	10	94-220	42.7	1,354	135.4	10
1962	The Citadel	10	87-212	41.0	1,317	131.7	10
1963	George Washington	9	106-232	45.7	1,351	150.1	8
1964	Richmond	10	107-251	42.6	1,298	129.8	10
1965	East Carolina	9	108-209	51.7	1,400	155.6	14
1966	Davidson	9	162-277	58.5	1,782	198.0	12
1967	Davidson	9	192-323	59.4	2,080	231.1	14
1968	Davidson	9	192-327	58.7	2,139	237.7	14
1969	Richmond	10	185-373	49.6	2,651	265.1	23
1970	Davidson	10	180-358	50.3	2,253	225.3	15
1971	The Citadel	11	113-240	47.1	2,088	189.8	15
1972	Davidson	11	189-389	48.6	2,354	214.0	12
1973	Davidson	10	180-343	52.5	1,952	195.2	11
1974	Richmond	10	125-260	48.1	1,671	167.1	11
1975	VMI	11	125-236	53.0	1,564	142.2	



ANNUAL TEAM LEADERS



Samford turned in the 13th-best passing offense in the nation in 2013, with quarterback Andy Summerlin pacing the squad to 292.8 yards per game in the air.

#SoConFB

1979	Western Carolina	11	158-322	49.1	2,448	222.5	17
1980	Appalachian State	11	190-375	50.7	2,781	252.8	15
1981	Appalachian State	11	231-436	53.0	2,759	250.8	15
1982	Western Carolina	11	162-329	49.2	2,173	197.5	7
1983	The Citadel (10)	11	217-407	54.7	2,530	230.0	15
1984	Marshall (1)	11	223-430	51.9	2,944	267.6	22
1985	VMI	11	197-372	53.0	2,572	233.8	9
1986	Marshall	11	163-336	48.5	2,556	232.5	14
1987	Marshall (2)	11	265-493	53.8	3,777	343.4	23
1988	Marshall (8)	11	196-355	55.2	2,867	260.6	21
1989	Marshall (14)	11	203-326	56.1	2,850	259.1	24
1990	ETSU (15)	11	215-373	57.6	2,781	252.8	13
1991	Marshall (12)	11	186-298	62.4	3,032	275.6	28
1992	Marshall (6)	11	234-372	62.9	3,245	295.0	29
1993	ETSU	11	196-351	55.8	2,428	220.7	15
1994	Marshall	11	201-325	61.8	2,730	248.2	31
1995	ETSU (21)	11	236-409	57.7	2,551	231.9	18
1996	Marshall (13)	11	198-325	60.9	2,763	251.2	30
1997	Appalachian State (22)	11	222-374	59.4	2,738	248.9	19
1998	ETSU (59)	11	142-267	53.2	2,071	188.3	11
1999	Chattanooga (4)	11	300-496	60.5	3,591	326.5	28
2000	Chattanooga (2)	11	289-467	61.9	3,730	339.1	23
2001	VMI (52)	11	226-426	53.1	2,360	214.5	9
2002	Western Carolina (25)	11	201-370	54.3	2,679	243.5	13
2003	Western Carolina (32)	12	257-443	58.0	2,877	239.8	14
2004	Appalachian State (5)	11	264-402	65.7	3,549	322.6	26
2005	Appalachian State (35)	15	255-410	62.2	3,439	229.3	25
2006	Elon (13)	11	238-387	61.5	2,707	246.1	18
2007	Elon (2)	11	350-515	68.0	3,927	357.0	32
2008	Georgia Southern (20)	11	236-408	57.8	2,721	247.4	20
2009	Elon (6)	12	296-460	64.3	3,498	291.5	25
2010	Elon (2)	11	303-453	66.9	3,546	322.4	28
2011	Elon (14)	11	284-428	66.4	3,096	281.5	23
2012	Elon (12)	11	268-408	65.7	3,264	296.7	27
2013	Samford (13)	13	311-492	63.2	3,806	292.8	29
2014	VMI (19)	12	285-472	60.4	3,250	270.8	21
2015	Samford (3)	11	324-465	69.7	3,662	332.9	22
2016	Samford (3)	12	386-546	70.7	4,193	349.4	38
2017	Samford (5)	12	349-531	65.7	4,001	333.4	31
2018	Samford (1)	11	394-561	70.2	4,320	392.7	34
2019	VMI (18)	12	321-507	63.3	3,439	286.6	20
2020-21	Samford (5)	7	199-294	67.7	2,472	353.1	13

PASSING DEFENSE

Year	Team	G	Com.-Att.	Pct.	Yards	YPG	TD
1953	Richmond	9	34-104	32.7	363	40.3	0
1954	Richmond	9	33-97	34.0	424	47.1	1
1955	George Washington	9	36-107	33.6	417	46.3	2
1956	Davidson	9	38-108	35.2	384	42.7	4
1957	Virginia Tech	10	38-108	35.2	485	48.5	3
1958	VMI	10	60-147	40.8	713	71.3	4
1959	Davidson	9	44-110	40.0	647	71.9	7

1960	The Citadel	10	54-126	42.9	570	57.0	4
1961	Virginia Tech	9	58-136	42.6	689	76.6	4
1962	Virginia Tech	10	77-166	46.4	771	77.1	3
1963	VMI	10	64-143	44.8	743	74.3	5
1964	The Citadel	10	59-162	36.4	755	75.5	6
1965	The Citadel	10	66-132	50.0	812	81.2	7
1966	William & Mary	10	75-166	45.2	978	97.8	9
1967	Richmond	10	193-98	50.1	1,203	120.3	9
1968	Davidson	9	140-74	52.9	1,072	119.1	7
1969	William & Mary	10	110-211	52.1	1,144	114.4	10
1970	The Citadel	11	108-274	39.4	1,280	116.4	9
1971	Richmond	10	98-213	46.0	1,182	118.2	8
1972	The Citadel	11	103-210	49.0	1,312	119.3	9
1973	Furman	11	83-184	45.1	935	85.0	4
1974	Furman	11	62-143	43.4	769	69.9	3
1975	VMI	11	40-113	35.4	562	51.1	9
1976	VMI	10	70-151	46.4	835	83.5	7
1977	Western Carolina	11	86-172	50.0	1,066	96.9	3
1978	VMI	11	94-151	62.2	1,379	125.4	12
1979	Western Carolina	11	74-163	45.4	852	77.5	5
1980	Western Carolina	11	91-183	49.7	1,234	112.2	5
1981	ETSU	11	106-204	52.2	1,407	127.9	6
1982	Appalachian State (5)	11	99-230	43.0	1,217	110.6	5
1983	VMI	11	119-216	55.1	1,471	133.7	11
1984	Western Carolina	11	130-287	45.3	1,685	153.2	12
1985	The Citadel (5)	11	116-270	43.0	1,545	140.5	9
1986	Furman (3)	11	163-336	48.5	2,556	232.5	14
1987	VMI (4)	11	113-221	51.1	1,412	128.4	8
1988	VMI (6)	11	91-212	42.9	1,320	120.0	9
1989	Chattanooga (1)	11	86-186	46.2	1,148	104.4	9
1990	Marshall (5)	11	107-248	43.1	1,343	122.1	7
1991	Appalachian State	12	124-262	47.3	1,583	131.9	6
1992	The Citadel (6)	11	110-218	50.5	1,281	116.5	5
1993	Appalachian State (18)	11	116-235	49.4	1,454	132.2	7
1994	Marshall (10)	11	138-288	47.9	1,472	133.8	8
1995	Furman (33)	11	12-233	52.3	1,368	124.4	5
1996	The Citadel	11	134-190	70.5	1,460	132.7	15
1997	Georgia Southern	11	200-468	42.7	2,241	203.7	15
1998	Western Carolina (13)	11	74-162	45.7	1,018	92.5	5
1999	VMI	11	122-213	57.3	1,458	132.5	8
2000	Georgia Southern (18)	11	151-292	51.7	1,717	156.1	9
2001	Georgia Southern (2)	11	135-257	52.5	1,382	125.6	7
2002	Wofford (14)	12	174-286	60.8	1,734	144.5	10
2003	Furman (1)	11	150-272	55.1	1,461	132.8	5
2004	Georgia Southern (10)	12	180-328	54.9	1,870	155.8	11
2005	Western Carolina (1)	9	113-232	48.7	1,191	132.3	14
2006	Appalachian State (35)	15	216-423	51.1	2,529	168.6	15
2007	Chattanooga (26)	11	174-277	62.8	2,007	182.5	12
2008	Western Carolina (28)	12	178-292	61.0	2,074	172.8	17
2009	Elon (5)	12	176-324	54.3	1,727	143.9	10
2010	Wofford (7)	13	179-335	53.4	1,993	153.3	11
2011	Chattanooga (2)	11	139-258	53.9	1,549	140.8	4
2012	Elon (5)	11	129-245	52.7	1,726	156.9	17
2013	Chattanooga (5)	12	173-282	61.3	1,819	151.6	11
2014	Samford (1)	11	153-272	56.2	1,530	139.1	6
2015	Chattanooga (16)	13	206-333	61.9	2,311	177.8	18
2016	Chattanooga (6)	13	193-345	55.9	2,139	164.5	17
2017	Chattanooga (12)	11	141-246	57.3	1,795	163.2	16
2018	Wofford (41)	13	238-394	60.4	2,607	200.5	18
2019	Furman (6)	13	234-345	67.8	2,176	167.4	14
2020-21	Chattanooga (1)	5	50-86	58.1	498	99.6	4

SCORING OFFENSE

Year	Team	G	Points	PPG
1953	West Virginia	9	290	32.2
1954	West Virginia	9	209	23.2
1955	West Virginia	10	285	28.5
1956	Virginia Tech	10	264	26.4
1957	VMI	10	201	20.1
1958	West Virginia	10	268	26.8
1959	VMI	10	243	24.3
1960	VMI	10	218	21.8
1961	Furman	10	174	17.4
1962	West Virginia	10	211	21.1
1963	Virginia Tech	10	216	21.6
1964	Virginia Tech	10	224	22.4
1965	East Carolina	9	268	29.8
1966	Davidson	9	209	23.2
1967	East Carolina	10	253	25.3
1968	Richmond	10	241	24.1
1969	Davidson	10	333	33.3
1970	Furman	11	261	23.7
1971	The Citadel	11	366	33.3
1972	East Carolina	11	269	24.5
1973	East Carolina	11	352	32.0
1974	East Carolina	11	250	22.7
1975	Appalachian State	11	337	30.6

ANNUAL TEAM LEADERS



1976	East Carolina	11	278	25.3	1992	The Citadel (1)	11	143	13.0
1977	Chattanooga	11	265	24.1	1993	Marshall (1)	11	123	11.2
1978	Appalachian State	11	338	30.7	1994	Marshall (7)	11	152	13.8
1979	Chattanooga	11	349	31.7	1995	Georgia Southern	11	168	15.3
1980	Chattanooga	11	300	27.3	1996	Marshall (9)	11	153	13.9
1981	Furman	11	293	26.6	1997	Georgia Southern (16)	11	176	16.0
1982	Appalachian State (20)	11	270	24.5	1998	Appalachian State (10)	11	160	14.5
1983	Furman (3)	11	378	34.4	1999	Georgia Southern (5)	11	171	15.5
1984	Furman (T6)	11	363	33.0	2000	Furman (14)	11	178	16.2
1985	Furman (7)	11	384	34.9	2001	Georgia Southern (4)	11	132	12.0
1986	Furman	11	328	29.8	2002	Georgia Southern (7)	14	190	13.6
1987	Marshall (9)	11	340	30.9	2003	Wofford (3)	13	183	14.1
1988	Appalachian State (15)	11	324	29.5	2004	Furman (8)	13	216	16.6
1989	Furman (14)	11	345	31.4	2005	Appalachian State (17)	15	282	18.8
1990	Furman (14)	11	345	31.4	2006	Appalachian State (9)	15	223	14.9
1991	Marshall (4)	11	414	37.6	2007	Wofford (52)	13	323	24.9
1992	Marshall (1)	11	466	42.4	2008	Samford (15)	11	207	18.8
1993	Georgia Southern	11	329	29.9	2009	Elon (3)	12	158	13.2
1994	Marshall (3)	11	459	41.7	2010	Georgia Southern (11)	15	277	18.5
1995	Marshall (9)	11	366	33.3	2011	Chattanooga (17)	11	217	19.7
1996	Marshall (2)	11	465	42.3	2012	Wofford (7)	13	216	16.6
1997	Georgia Southern (13)	11	364	33.1	2013	Chattanooga (11)	12	245	20.4
1998	Georgia Southern (2)	11	468	42.5	2014	Chattanooga (11)	14	271	19.4
1999	Georgia Southern (1)	11	550	50.0	2015	Mercer (32)	11	238	21.6
2000	Appalachian State (21)	11	375	34.1	2016	Wofford (6)	14	239	17.1
2001	Georgia Southern (8)	11	410	37.3	2017	Samford (35)	12	267	22.2
2002	Georgia Southern (6)	14	493	35.2	2018	Wofford (8)	13	247	19.0
2003	Wofford (52)	13	374	28.8	2019	Furman (14)	13	267	20.5
2004	Georgia Southern (1)	12	564	47.0	2020-21	ETSU (19)	6	113	18.8
2005	Georgia Southern (6)	12	456	38.0					
2006	Appalachian State (3)	15	528	35.2					
2007	Appalachian State (2)	15	641	42.7					
2008	Appalachian State (5)	14	522	37.3					
2009	Appalachian State (12)	14	465	33.2					
2010	Appalachian State (7)	13	446	34.3					
2011	Georgia Southern (11)	14	492	35.1					
2012	Georgia Southern (12)	14	483	34.5					
2013	Georgia Southern	11	368	33.5					
2014	Chattanooga (20)	14	486	34.7					
2015	Samford (18)	11	381	34.6					
2016	Samford (12)	12	421	35.1					
2017	Furman (22)	13	424	32.6					
2018	Samford (9)	11	423	38.5					
2019	Furman (23)	13	435	33.5					
2020-21	Samford (4)	7	282	40.3					

Note: National ranking in parenthesis

SCORING DEFENSE

Year	Team	G	Points	PPG
1953	Furman	9	100	11.1
1954	Richmond	9	54	6.0
1955	Richmond	9	82	9.1
1956	George Washington	10	81	8.1
1957	VMI	10	101	10.1
1958	VMI	10	99	9.9
1959	VMI	10	93	9.3
1960	The Citadel	10	66	6.6
1961	VMI	10	105	10.5
1962	VMI	10	119	11.9
1963	Virginia Tech	10	125	12.5
1964	Davidson	9	152	16.9
1965	East Carolina	9	83	9.2
1966	William & Mary	10	144	14.4
1967	West Virginia	10	117	11.7
1968	Richmond	10	129	12.9
1969	Richmond	10	170	17.0
1970	Furman	11	204	18.5
1971	Richmond	10	159	15.9
1972	Richmond	10	150	15.0
1973	Richmond	10	112	11.2
1974	Furman	11	166	15.1
1975	The Citadel	11	97	8.8
1976	East Carolina	11	116	10.5
1977	VMI	11	15	14.1
1978	Chattanooga	11	192	17.5
1979	ETSU	11	150	13.6
1980	Furman	11	177	16.1
1981	The Citadel	11	151	13.7
1982	Chattanooga (7)	11	137	12.5
1983	Furman (4)	11	107	9.7
1984	Western Carolina	11	166	15.1
1985	Appalachian State (1)	11	109	9.9
1986	Appalachian State (5)	11	148	13.5
1987	Appalachian State (2)	11	126	11.5
1988	Furman (1)	11	107	9.7
1989	Furman (4)	11	135	12.3
1990	Marshall (7)	11	162	14.7
1991	The Citadel (19)	11	183	16.6



The Josh Williams-led Chattanooga defense surrendered 19.7 points per game in 2011, leading the SoCon in scoring defense for the first time since 1982. The Mocs would go on to lead the league in that category twice more in the next three years.



FCS PLAYOFF HISTORY

Conferences in the FCS NCAA Playoffs

Conference (First year)	Overall	Titles	Pct.
Missouri Valley (1985)	121-76	11	.614
Independent	60-41	7	.594
Southern (1982)	109-78	8	.583
Big Sky (1979)	94-88	6	.516
Colonial Athletic (1978)	103-107	6	.490
Southland (1982)	67-70	2	.489
Big South (2006)	13-17	0	.433
Ohio Valley (1979)	36-62	2	.367
Patriot (1997)	14-28	0	.333
Great West (2004-11)	1-2	0	.333
Pioneer (2013)	2-8	0	.200
Mid-Eastern Athletic (1981)	6-30	0	.167
Northeast (2010)	2-11	0	.154
Southwestern Athletic (1978)	0-19	0	.000

SoCon vs. FCS leagues

Conference	Overall	Pct.
Big Sky	11-10	.524
Big South	3-4	.429
Colonial Athletic	27-18	.600
Independent	10-8	.556
Mid-Eastern Athletic	10-2	.833
Missouri Valley	13-11	.542
Ohio Valley	12-8	.600
Patriot	5-0	1.000
Southern	10-10	.500
Southland	7-7	.500
Southwestern Athletic	1-0	1.000
Total	109-78	.583

Championships won

Team	Championships	Years
North Dakota State	8	2011, 2012, 2013, 2014, 2015, 2017, 2018, 2019
Georgia Southern	6	1985, 1986, 1989, 1990, 1999, 2000
Youngstown State	4	1991, 1993, 1994, 1997
Appalachian State	3	2005, 2006, 2007
Eastern Kentucky	2	1979, 1982
James Madison	2	2004, 2016
Marshall	2	1992, 1996
Montana	2	1995, 2001
Boise State	1	1980
Delaware	1	2003
Eastern Washington	1	2010
Florida A&M	1	1978
Furman	1	1988
Idaho State	1	1981
Massachusetts	1	1998
Montana State	1	1984
Northeast Louisiana	1	1987
Richmond	1	2008
Sam Houston	1	2020-21
Southern Illinois	1	1983
Villanova	1	2009
Western Kentucky	1	2002

Bold denotes championship won as a member of the SoCon

Playoff results

1982		
1st round	South Carolina State 17, FURMAN 0	Greenville, S.C.
1983		
1st round	WESTERN CAROLINA 24, Colgate 23	Cullowhee, N.C.
Quarterfinal	FURMAN 35, Boston University 16	Greenville, S.C.
	WESTERN CAROLINA 28, Holy Cross 21	Worcester, Mass.
Semifinal	WESTERN CAROLINA 14, FURMAN 7	Greenville, S.C.
Final	Southern Illinois 43, WESTERN CAROLINA 7	Charleston, S.C.

1984		
1st round	Arkansas State 37, CHATTANOOGA 10	Jonesboro, Ark.
1985		
Quarterfinal	FURMAN 59, Rhode Island 15	Greenville, S.C.
Semifinal	FURMAN 35, Nevada-Reno 12	Greenville, S.C.
Final	Georgia Southern 44, FURMAN 42	Tacoma, Wash.
1986		
1st round	Nicholls State 28, APPALACHIAN STATE 26	Boone, N.C.
	Eastern Kentucky 23, FURMAN 10	Greenville, S.C.
1987		
1st round	APPALACHIAN STATE 20, Richmond 3	Boone, N.C.
	MARSHALL 41, James Madison 12	Huntington, W.Va.
Quarterfinal	APPALACHIAN STATE 19, Georgia Southern 0	Boone, N.C.
	MARSHALL 51, Weber State 23	Huntington, W.Va.
Semifinal	MARSHALL 24, APPALACHIAN STATE 10	Boone, N.C.
Final	Northeast Louisiana 43, MARSHALL 42	Pocatello, Idaho
1988		
1st round	Georgia Southern 38, THE CITADEL 20	Statesboro, Ga.
	FURMAN 21, Delaware 7	Greenville, S.C.
	MARSHALL 7, North Texas 0	Huntington, W.Va.
Quarterfinal	FURMAN 13, MARSHALL 9	Huntington, W.Va.
Semifinal	FURMAN 38, Idaho 7	Greenville, S.C.
Final	FURMAN 17, Georgia Southern 12	Pocatello, Idaho
1989		
1st round	Middle Tenn. 24, APPALACHIAN STATE 21	Murfreesboro, Tenn.
	FURMAN 24, William & Mary 10	Greenville, S.C.
Quarterfinal	FURMAN 42, Youngstown State 23	Greenville, S.C.
Semifinal	Stephen F. Austin 21, FURMAN 19	Greenville, S.C.
1990		
1st round	Georgia Southern 31, THE CITADEL 0	Statesboro, Ga.
	FURMAN 45, Eastern Kentucky 17	Greenville, S.C.
Quarterfinal	Nevada-Reno 42, FURMAN 35 (3OT)	Reno, Nev.
1991		
1st round	Eastern Kentucky 14, APPALACHIAN STATE 3	Richmond, Ky.
	MARSHALL 20, Western Illinois 17 (OT)	Huntington, W.Va.
Quarterfinal	MARSHALL 41, Northern Iowa 13	Huntington, W.Va.
Semifinal	MARSHALL 14, Eastern Kentucky 7	Huntington, W.Va.
Final	Youngstown State 25, MARSHALL 17	Statesboro, Ga.
1992		
1st round	Middle Tenn. 35, APPALACHIAN STATE 10	Murfreesboro, Tenn.
	THE CITADEL 44, North Carolina A&T 0	Charleston, S.C.
	MARSHALL 44, Eastern Kentucky 0	Huntington, W.Va.
Quarterfinal	Youngstown State 42, THE CITADEL 17	Charleston, S.C.
	MARSHALL 35, Middle Tennessee 21	Huntington, W.Va.
Semifinal	MARSHALL 28, Delaware 7	Huntington, W.Va.
Final	MARSHALL 31, Youngstown State 28	Huntington, W.Va.
1993		
1st round	GEORGIA SOUTHERN 14, Eastern Kentucky 12	Statesboro, Ga.
	MARSHALL 28, Howard 14	Huntington, W.Va.
Quarterfinal	Youngstown State 34, GEORGIA SOUTHERN 14	Youngstown, Ohio
	MARSHALL 34, Delaware 31	Huntington, W.Va.
Semifinal	MARSHALL 24, Troy State 21	Huntington, W.Va.
Final	Youngstown State 17, MARSHALL 5	Huntington, W.Va.
1994		
1st round	APPALACHIAN STATE 17, New Hampshire 10 (OT)	Durham, N.H.
	MARSHALL 49, Middle Tennessee 14	Huntington, W.Va.
Quarterfinal	Boise State 17, APPALACHIAN STATE 14	Boise, Idaho
	MARSHALL 28, James Madison 21 (OT)	Huntington, W.Va.
Semifinal	Boise State 28, MARSHALL 24	Boise, Idaho

#SoConFB

FCS PLAYOFF HISTORY



1995
 1st round APPALACHIAN STATE 31, James Madison 24 Boone, N.C.
 GEORGIA SOUTHERN 24, Troy State 21 Troy, Ala.
 MARSHALL 38, Jackson State 8 Huntington, W.Va.
 Quarterfinal Stephen F. Austin 27, APPALACHIAN STATE 17 Boone, N.C.
 Montana 45, GEORGIA SOUTHERN 0 Missoula, Mont.
 MARSHALL 41, Northern Iowa 24 Huntington, W.Va.
 Semifinal MARSHALL 25, McNeese State 13 Lake Charles, La.
 Final Montana 22, MARSHALL 20 Huntington, W.Va.

1996
 1st round ETSU 35, Villanova 29 Johnson City, Tenn.
 FURMAN 42, Northern Arizona 31 Flagstaff, Ariz.
 MARSHALL 59, Delaware 14 Huntington, W.Va.
 Quarterfinal MARSHALL 54, FURMAN 0 Huntington, W.Va.
 Montana 44, ETSU 14 Missoula, Mont.
 Semifinal MARSHALL 31, Northern Iowa 14 Huntington, W.Va.
 Final MARSHALL 49, Montana 29 Huntington, W.Va.

1997
 1st round GEORGIA SOUTHERN 52, Florida A&M 37 Statesboro, Ga.
 Quarterfinal Delaware 16, GEORGIA SOUTHERN 7 Newark, Del.

1998
 1st round GEORGIA SOUTHERN 49, Colgate 28 Statesboro, Ga.
 APPALACHIAN STATE 45, Tennessee State 31 Boone, N.C.
 Quarterfinal GEORGIA SOUTHERN 52, Connecticut 30 Statesboro, Ga.
 Northwestern St. 31, APPALACHIAN STATE 20 Natchitoches, La.
 Semifinal GEORGIA SOUTHERN 42, Western Illinois 14 Statesboro, Ga.
 Final Massachusetts 55, GA. SOUTHERN 43 Chattanooga, Tenn.

1999
 1st round GEORGIA SOUTHERN 72, Northern Arizona 29 Statesboro, Ga.
 Massachusetts 30, FURMAN 23 OT Greenville, S.C.
 Florida A&M 44, APPALACHIAN STATE 29 Boone, N.C.
 Quarterfinal GEORGIA SOUTHERN 38, Massachusetts 21 Statesboro, Ga.
 Semifinal GEORGIA SOUTHERN 28, Illinois State 17 Statesboro, Ga.
 Final GEORGIA SOUTHERN 59, Youngstown St. 24 Chattanooga, Tenn.

2000
 1st round GEORGIA SOUTHERN 42, McNeese State 17 Statesboro, Ga.
 Hofstra 31, FURMAN 24 Greenville, S.C.
 APPALACHIAN STATE 33, Troy State 30 Troy, Ala.
 Quarterfinal GEORGIA SOUTHERN 48, Hofstra 20 Statesboro, Ga.
 APPALACHIAN STATE 17, W. Kentucky 14 Bowling Green, Ky.
 Semifinal GEORGIA SOUTHERN 27, Delaware 18 Statesboro, Ga.
 Montana 19, APPALACHIAN STATE 16 (OT) Missoula, Mont.
 Final GEORGIA SOUTHERN 27, Montana 25 Chattanooga, Tenn.

2001
 1st round GEORGIA SOUTHERN 60, Florida A&M 35 Statesboro, Ga.
 FURMAN 24, Western Kentucky 20 Greenville, S.C.
 APPALACHIAN STATE 40, William & Mary 27 Boone, N.C.
 Quarterfinal GEORGIA SOUTHERN 38, APPALACHIAN STATE 24 Statesboro, Ga.
 FURMAN 34, Lehigh 17 Greenville, S.C.
 Semifinal FURMAN 24, GEORGIA SOUTHERN 17 Statesboro, Ga.
 Final Montana 13, FURMAN 6 Chattanooga, Tenn.

2002
 1st round GEORGIA SOUTHERN 34, Bethune-Cookman 0 Statesboro, Ga.
 Villanova 45, FURMAN 38 Philadelphia, Pa.
 Maine 14, APPALACHIAN STATE 13 Boone, N.C.
 Quarterfinal GEORGIA SOUTHERN 31, Maine 7 Statesboro, Ga.
 Semifinal Western Kentucky 31, GEORGIA SOUTHERN 28 Statesboro, Ga.

2003
 1st round WOFFORD 31, North Carolina A&T 10 Spartanburg, S.C.
 Quarterfinal WOFFORD 34, Western Kentucky 17 Spartanburg, S.C.
 Semifinal Delaware 24, WOFFORD 9 Newark, Del.

2004
 1st round New Hampshire 27, GEORGIA SOUTHERN 21 Statesboro, Ga.
 FURMAN 49, Jacksonville State 7 Greenville, S.C.
 Quarterfinal James Madison 14, FURMAN 13 Greenville, S.C.

2005
 1st round APPALACHIAN STATE 34, Lafayette 23 Boone, N.C.
 Texas State 50, GEORGIA SOUTHERN 35 San Marcos, Texas
 FURMAN 14, Nicholls State 12 Greenville, S.C.
 Quarterfinal APPALACHIAN STATE 38, Southern Illinois 24 Boone, N.C.
 FURMAN 24, Richmond 20 Richmond, Va.
 Semifinal APPALACHIAN STATE 29, FURMAN 23 Boone, N.C.
 Final APPALACHIAN STATE 21, Northern Iowa 16 Chattanooga, Tenn.

2006
 1st round Montana State 31, FURMAN 13 Bozeman, Mont.
 APPALACHIAN STATE 45, Coastal Carolina 28 Boone, N.C.
 Quarterfinal APPALACHIAN STATE 38, Montana State 17 Boone, N.C.
 Semifinal APPALACHIAN STATE 49, Youngstown State 24 Boone, N.C.
 Final APPALACHIAN STATE 28, Massachusetts 17 Chattanooga, Tenn.

2007
 1st round APPALACHIAN STATE 28, James Madison 27 Boone, N.C.
 WOFFORD 23, Montana 22 Missoula, Mont.
 Quarterfinal APPALACHIAN STATE 38, Eastern Washington 35 Boone, N.C.
 Richmond 21, WOFFORD 10 Spartanburg, S.C.
 Semifinal APPALACHIAN STATE 55, Richmond 35 Boone, N.C.
 Final APPALACHIAN STATE 49, Delaware 21 Chattanooga, Tenn.

2008
 1st round APPALACHIAN STATE 37, South Carolina State 21 Boone, N.C.
 James Madison 38, WOFFORD 35 Harrisonburg, Va.
 Quarterfinal Richmond 38, APPALACHIAN STATE 10 Boone, N.C.

2009
 1st round APPALACHIAN STATE 20, South Carolina State 13 Boone, N.C.
 Richmond 16, ELON 13 Richmond, Va.
 Quarterfinal APPALACHIAN STATE 35, Richmond 31 Richmond, Va.
 Semifinal Montana 24, APPALACHIAN STATE 17 Missoula, Mont.

2010
 1st round GEORGIA SOUTHERN 41, South Carolina State 16 Statesboro, Ga.
 2nd round GEORGIA SOUTHERN 31, William & Mary 15 Williamsburg, Va.
 APPALACHIAN STATE 42, Western Illinois 14 Boone, N.C.
 WOFFORD 17, Jacksonville State 14 Jacksonville, Ala.
 Quarterfinal Villanova 42, APPALACHIAN STATE 24 Boone, N.C.
 GEORGIA SOUTHERN 23, WOFFORD 20 Spartanburg, S.C.
 Semifinal Delaware 27, GEORGIA SOUTHERN 10 Newark, Del.

2011
 2nd round GEORGIA SOUTHERN 55, Old Dominion 48 Statesboro, Ga.
 Maine 34, APPALACHIAN STATE 12 Boone, N.C.
 Northern Iowa 28, WOFFORD 21 Cedar Falls, Iowa
 Quarterfinal GEORGIA SOUTHERN 35, Maine 23 Statesboro, Ga.
 Semifinal North Dakota State 35, GEORGIA SOUTHERN 7 Fargo, N.D.

2012
 2nd round GEORGIA SOUTHERN 24, Central Arkansas 16 Statesboro, Ga.
 Illinois State 38, APPALACHIAN STATE 37 (OT) Boone, N.C.
 WOFFORD 23, New Hampshire 7 Spartanburg, S.C.
 Quarterfinal GEORGIA SOUTHERN 49, Old Dominion 35 Norfolk, Va.
 North Dakota State 14, WOFFORD 7 Fargo, N.D.
 Semifinal North Dakota State 23, GEORGIA SOUTHERN 20 Fargo, N.D.

2013
 1st round FURMAN 30, South Carolina State 20 Orangeburg, S.C.
 Jacksonville State 55, SAMFORD 14 Jacksonville, Ala.
 2nd round North Dakota State 38, FURMAN 7 Fargo, N.D.

2014
 2nd round CHATTANOOGA 35, Indiana State 14 Chattanooga, Tenn.
 Quarterfinal New Hampshire 35, CHATTANOOGA 30 Durham, N.H.

2015
 1st round CHATTANOOGA 50, Fordham 20 Chattanooga, Tenn.
 THE CITADEL 41, Coastal Carolina 38 Conway, S.C.
 2nd round Jacksonville State 41, CHATTANOOGA 35 (OT) Jacksonville, Ala.
 Charleston Southern 14, THE CITADEL 6 Charleston, S.C.



FCS PLAYOFF HISTORY

2016

1st round	CHATTANOOGA 45, Weber State 14 WOFFORD 15, Charleston Southern 14 Youngstown State 38, SAMFORD 24	Chattanooga, Tenn. Charleston, S.C. Youngstown, Ohio
2nd round	WOFFORD 17, THE CITADEL 3 Sam Houston State 41, CHATTANOOGA 36	Charleston, S.C. Huntsville, Texas
Quarterfinal	Youngstown State 30, WOFFORD 23 (2OT)	Youngstown, Ohio

2017

1st round	Kennesaw State 28, SAMFORD 17 FURMAN 28, Elon 27	Kennesaw, Ga. Elon, N.C.
2nd round	WOFFORD 28, FURMAN 10	Spartanburg, S.C.
Quarterfinal	North Dakota State 42, WOFFORD 10	Fargo, N.D.

2018

1st round	WOFFORD 19, Elon 7 Jacksonville State 34, ETSU 27	Spartanburg, S.C. Jacksonville, Ala.
2nd round	Kennesaw State 13, WOFFORD 10	Kennesaw, Ga.

2019

1st round	Kennesaw State 28, WOFFORD 21 Austin Peay 42, FURMAN 6	Spartanburg, S.C. Clarksville, Tenn.
-----------	---	---

2020-21

1st round	James Madison 31, VMI 24	Harrisonburg, Va.
-----------	--------------------------	-------------------

Current SoCon schools in the playoffs

Team	App.	Won	Lost	Pct.	Champion	Runner-up
The Citadel	5	2	5	.286	0	0
ETSU	2	1	2	.333	0	0
Furman	18	19	17	.528	1	2
Mercer	0	0	0	.000	0	0
Samford	5	2	5	.286	0	0
Chattanooga	4	3	4	.429	0	0
VMI	0	1	0	.000	0	0
Western Carolina	1	3	1	.750	0	1
Wofford	10	9	10	.474	0	0

SoCon records in the playoffs

	Nonconference	Overall
Opening Round*:	8-7	8-7
Second Round:	46-27	48-29
In Quarterfinals:	25-17	29-21
In Semifinals:	12-9	16-13
In Championship Game:	8-8	8-8
All rounds in FCS Playoffs	99-68	109-78
All rounds percentage	.593	.583

*- Field was expanded from 16 to 20 teams in 2010. First round of four games was added to start the playoffs. Four more games were added when field expanded in 2013. The 2020-21 playoffs included just 16 teams.

NCAA FCS Championship game results

Year	Result	Site (Attendance)
1978	Florida A&M 35, Massachusetts 20	Wichita Falls, Texas (13,604)
1979	Eastern Kentucky 30, Lehigh 7	Orlando, Fla. (5,500)
1980	Boise State 31, Eastern Kentucky 29	Sacramento, Calif. (8,157)
1981	Idaho State 34, Eastern Kentucky 23	Wichita Falls, Texas (11,003)
1982	Eastern Kentucky 17, Delaware 14	Wichita Falls, Texas (11,257)
1983	Southern Illinois 43, WESTERN CAROLINA 17	CHARLESTON, S.C. (15,950)
1984	Montana State 19, Louisiana Tech 6	CHARLESTON, S.C. (9,125)
1985	Georgia Southern 44, FURMAN 42	Tacoma, Wash. (5,306)
1986	Georgia Southern 48, Arkansas State 21	Tacoma, Wash. (4,419)
1987	Northeast Louisiana 43, MARSHALL 42	Pocatello, Idaho (11,513)
1988	FURMAN 17, Georgia Southern 12	Pocatello, Idaho (11,500)
1989	Georgia Southern 37, Stephen F. Austin 34	Statesboro, Ga. (25,725)
1990	Georgia Southern 36, Nevada-Reno 13	Statesboro, Ga. (23,204)
1991	Youngstown State 25, MARSHALL 17	Statesboro, Ga. (12,667)
1992	MARSHALL 31, Youngstown State 28	HUNTINGTON, W.VA. (31,304)
1993	Youngstown State 17, MARSHALL 5	HUNTINGTON, W.VA. (29,218)
1994	Youngstown State 28, Boise State 14	HUNTINGTON, W.VA. (27,674)
1995	Montana 22, MARSHALL 20	HUNTINGTON, W.VA. (32,106)
1996	MARSHALL 49, Montana 29	HUNTINGTON, W.VA. (30,052)
1997	Youngstown State 10, McNeese State 9	CHATTANOOGA, TENN. (14,771)
1998	Massachusetts 55, GA. SOUTHERN 43	CHATTANOOGA, TENN. (17,501)
1999	GEORGIA SOUTHERN 59, Youngstown St. 24	CHATTANOOGA, TENN. (20,052)
2000	GEORGIA SOUTHERN 27, Montana 25	CHATTANOOGA, TENN. (17,156)
2001	Montana 13, FURMAN 6	CHATTANOOGA, TENN. (12,698)
2002	Western Kentucky 34, McNeese State 14	CHATTANOOGA, TENN. (12,360)
2003	Delaware 40, Colgate 0	CHATTANOOGA, TENN. (14,281)
2004	James Madison 31, Montana 21	CHATTANOOGA, TENN. (16,771)
2005	APPALACHIAN STATE 21, Northern Iowa 16	CHATTANOOGA, TENN. (20,236)
2006	APPALACHIAN STATE 28, UMass 17	CHATTANOOGA, TENN. (22,808)
2007	APPALACHIAN STATE 49, Delaware 21	CHATTANOOGA, TENN. (23,010)
2008	Richmond 24, Montana 7	CHATTANOOGA, TENN. (17,823)
2009	Villanova 23, Montana 21	CHATTANOOGA, TENN. (14,328)
2010	Eastern Washington 20, Delaware 19	Frisco, Texas (13,027)
2011	North Dakota State 17, Sam Houston State 6	Frisco, Texas (20,586)
2012	North Dakota State 39, Sam Houston State 13	Frisco, Texas (21,411)
2013	North Dakota State 35, Towson 7	Frisco, Texas (19,802)
2014	North Dakota State 29, Illinois State 27	Frisco, Texas (20,918)
2015	North Dakota State 37, Jacksonville State 10	Frisco, Texas (21,836)
2016	James Madison 28, Youngstown State 14	Frisco, Texas (14,423)
2017	North Dakota State 17, James Madison 13	Frisco, Texas (19,090)
2018	North Dakota State 38, Eastern Washington 24	Frisco, Texas (17,802)
2019	North Dakota State 28, James Madison 20	Frisco, Texas (17,866)
2020-21	Sam Houston 23, South Dakota State 21	Frisco, Texas (7,840)

Southern Conference teams and sites listed in caps.

#SoConFB



Georgia Southern's J.R. Revere had a 66-yard touchdown run in the Eagles' 59-24 win over Youngstown State in the 1999 title game.

1988: Furman 17, Georgia Southern 12

Dec. 17, 1988, Pocatello, Idaho

Unheralded Furman (13-2) downed Georgia Southern (12-3), 17-12, to capture the 1988 I-AA national championship.

Coach Erk Russell's team scored first when David Cool booted a 55-yard field goal, the longest in school history, to give the Eagles a 3-0 advantage midway through the first quarter. Furman's Frankie DeBusk moved the Paladins 88 yards in 13 plays and his 19-yard pass to Greg Key gave Furman the lead. Glen Connally's 36-yard field goal gave Furman a 10-3 lead at intermission.

After Cool's 48-yard field goal midway through the third quarter made it 10-6, Furman responded and scored on Dwight Sterling's 5-yard run to cap an 80-yard drive. Connally's extra point gave the Paladins a 17-6 cushion late in the third quarter. Georgia Southern's Mark Giles blocked a Bruce Leicht punt and returned it 30 yards for a touchdown with 12:22 left to make the score 17-12.

All-American linebacker Jeff Blankenship intercepted a Raymond Gross pass in the final minutes to seal the title for the Paladins.

	1Q	2Q	3Q	4Q	F
Georgia Southern	3	0	3	6	- 12
Furman	7	3	7	0	- 17

GSU- David Cool 55 FG

FUR- Greg Key 19 pass from Frankie DeBusk (Glen Connally kick)


FUR- Connally 36 FG

GSU- Cool 48 FG

FUR- Dwight Sterling 5 run (Connally kick)

GSU- Mark Giles 39 blocked punt return (pass failed)

Team Stats	FUR	GSU
First Downs	17	14
Rushes-Yards	54-231	52-134
Passing Yards	124	64
Passes	7-11-1	5-17-2
Plays-Yards	65-335	69-198
Fumbles-Lost	2-1	5-1
Penalties-Yards	5-34	3-27
Punts-Average	5-32.2	4-47.3
Possession	33:09	26:51



Sophomore quarterback Frankie DeBusk (22) led Furman to the 1988 national championship with a 17-12 win over Georgia Southern, as the Paladins became the first SoCon team and the first private school to claim the nation's top prize.

1992: Marshall 31, Youngstown State 28

Dec. 19, 1992, Huntington, W.Va.

Willy Merrick, taking over the kicking duties after his brother was suspended, booted a game-winning 22-yard field goal with 10 seconds left to lift Marshall (12-3) to the I-AA Championship title with a 31-28 victory over Youngstown State (11-3-1). It was the first field goal of Merrick's career and he added four extra points in the title game.

Marshall led 14-0 at intermission and increased the lead to 28-0 midway through the third quarter. But coach Jim Tressell's Penguins scored 28 straight points to tie the game on Kevin Smith's third touchdown of the day, a 10-yard run with 3:28 to go in the contest setting up Merrick's last-second heroics.

The Thundering Herd drove 76 yards in 14 plays and Michael Payton completed 7-of-9 passes for 60 yards in the game-winning drive. After a Marshall timeout, center Merrick kicked the game-winning field goal squarely through the uprights. Youngstown State drove to its own 29-yard line as the game ended.

	1Q	2Q	3Q	4Q	F
Youngstown State	0	0	14	14	- 28
Marshall	0	14	14	3	- 31

MU- Mike Bartum 6 pass from Michael Payton (Willy Merrick kick)

MU- Orlando Hatchett 5 run (Merrick kick)

MU- Glenn Pedro 1 run (Merrick kick)

MU- Hatchett 22 pass from Payton (Merrick kick)

YSU- Darian Williams 30 pass from Mike Cochran (Jeff Wilkins kick)


YSU- Kevin Smith 4 run (Wilkins kick)

YSU- Smith 1 run (Wilkins kick)

YSU- Smith 10 run (Wilkins kick)

MU- Merrick 25 FG

Team Stats	MU	YSU
First Downs	26	17
Rushes-Yards	42-185	34-116
Passing Yards	270	256
Passes	25-40-1	18-31-2
Plays-Yards	82-455	65-372
Fumbles-Lost	0-0	1-1
Penalties-Yards	7-40	3-20
Punts-Average	5-39.8	6-41.6
Possession	32:03	27:57



Willy Merrick kicked his first career field goal with 10 seconds remaining to send Marshall to its first FCS title with a 31-28 victory over Youngstown State.



FCS NATIONAL CHAMPIONS

1996: Marshall 49, Montana 29

Dec. 21, 1996, Huntington, W.Va.

In its final game in Division I-AA and as a member of the Southern Conference, No. 2-ranked Marshall (15-0) completed a perfect season by downing No. 1-ranked Montana (14-1), 49-29, to win its second national championship in five years. It marked the first time that two undefeated teams had met in the title game. The game was a rematch of the 1995 championship contest, won by Montana, 22-20.

Wide receiver Randy Moss, who would go on to NFL stardom, hauled in nine passes for 220 yards and four touchdowns leading the Thundering Herd to the victory. Moss set playoff records for touchdown receptions (9) and receiving yardage (636).

Coach Bob Pruett's team built a 46-6 lead in the fourth quarter. Eric Kresser tied a school and conference record with his 35th touchdown pass of the season.

Griz quarterback Brian Ah Yat set playoff records for pass completions (36) while wide receiver Joe Douglass set a playoff mark with 13 receptions.

Marshall downed Delaware (59-14), Furman (54-0) and Northern Iowa (31-14) setting up the title game with the Grizzlies.

	1Q	2Q	3Q	4Q	F
Marshall	14	9	16	10	- 49
Montana	0	6	0	23	- 29

- MU- Randy Moss 19 pass from Eric Kresser (Tim Openlander kick)
- MU- Marshall Chapman 61 run (Openlander kick)
- MU- Moss 70 pass from Kresser (kick failed)
- MU- Openlander 20 FG
- MON- Andy Larson 40 FG
- MON- Larson 27 FG
- MU- Moss 54 pass from Kresser (Openlander kick)
- MU- Chapman 9 run (Openlander kick)
- MU- Safety, Ah Yat intentional grounding
- MU- Moss 28 pass from Kresser (Openlander kick)
- MON- Joe Douglass 4 pass from Brian Ah Yat (Dallas Neil pass from Ah Yat)
- MON- Josh Branan 2 run (Neil pass from Ah Yat)
- MU- Openlander 37 FG
- MON- Jeff Paffhausen 18 pass from Ah Yat (Larson kick)

Team Stats	MU	MON
First Downs	21	31
Rushes-Yards	36-217	35-95
Passing Yards	324	335
Passes	18-28-0	36-55-1
Plays-Yards	64-541	90-430
Fumbles-Lost	0-0	2-1
Penalties-Yards	9-79	8-49
Punts-Average	5-38.8	4-42.5
Possession	28:47	31:13



Randy Moss hauled in four touchdown passes in Marshall's 49-29 championship victory over Montana as the Thundering Herd avenged a two-point loss to the Grizzlies in 1995.

1999: Georgia Southern 59, Youngstown State 24

Dec. 18, 1999, Chattanooga, Tenn.

Adrian Peterson ran for a playoff record 247 yards on 25 carries and scored three touchdowns as Georgia Southern (13-2) defeated Youngstown State, 59-24, to win the I-AA Championship in Chattanooga, Tenn.

Peterson, along with teammates Bennie Cunningham (129 yards and one touchdown) and Greg Hill (111 yards and one score), all rushed for 100 or more yards. In all, seven different players scored touchdowns for the Eagles.

Youngstown State scored on its first two drives and led 10-7 early in the second quarter, but Georgia Southern amassed 210 of its 638 yards on the ground in the second quarter when the Eagles scored four times to build a 38-14 lead at intermission. After Mark Griffith booted a 30-yard field goal in the third quarter to make the score 38-17, coach Paul Johnson's team scored three touchdowns to put the game out of reach.

The game pitted I-AA's winningest team in the previous 10 years (100), Youngstown State, against Georgia Southern, which amassed more playoff wins than any other team.

	1Q	2Q	3Q	4Q	F
Georgia Southern	10	28	7	14	- 59
Youngstown State	7	7	3	7	- 24

- GSU- Chris Chambers 25 FG
- YSU- Adrian Brown 2 run (Mark Griffith kick)
- GSU- Greg Hill 42 run (Chambers kick)
- YSU- Jeff Ryan 3 run (Griffith kick)
- GSU- Adrian Peterson 3 run (Chambers kick)
- GSU- Bennie Cunningham 57 run (Chambers kick)
- GSU- Peterson 22 run (Chambers kick)
- GSU- Anthony Williams 72 punt return (Chambers kick)
- YSU- Griffith 30 FG
- GSU- Peterson 1 run (Chambers kick)
- GSU- Mark Myers 5 run (Chambers kick)
- GSU- J.R. Revere 66 run (Chambers kick)
- YSU- Brown 1 run (Griffith kick)

Team Stats	GSU	YSU
First Downs	24	17
Rushes-Yards	59-638	44-163
Passing Yards	17	175
Passes	1-4-0	11-20-1
Plays-Yards	63-655	64-338
Fumbles-Lost	1-0	1-0
Penalties-Yards	9-82	3-11
Punts-Average	1-25.0	7-36.0
Possession	27:47	32:13



Adrian Peterson shredded the Youngstown State defense for 247 yards and three touchdowns to give Georgia Southern its fifth national championship and first in nine seasons.

#SoConFB

2000: Georgia Southern 27, Montana 25

Dec. 16, 2000, Chattanooga, Tenn.

Adrian Peterson rushed for 148 yards and two touchdowns and Georgia Southern withstood a fourth-quarter rally to defeat Montana 27-25 to win the school's second consecutive and sixth overall national crown.

Georgia Southern led 13-0 after one quarter when James McCoy recovered a fumble in the end zone for a score and Chris Johnson hauled in a 49-yard TD pass from J.R. Revere. After Chris Snyder put Montana on the board with a 38-yard field goal, Peterson bulled in from one-yard out to make the score 20-3 at halftime.

But Montana scored on three possessions in the second half to take a 23-20 lead in the fourth quarter. John Edwards connected with Etu Molden on a 17-yard scoring strike, Vince Huntsberger rambled 65 yards for a score and Yo Humphrey scored from two-yards out to give the Penguins the lead.

The Eagles answered on their first play from scrimmage when Peterson ran 57-yards to give Georgia Southern a 27-23 lead with 11:29 left. Montana scored with 15 seconds left when Scott Shelton was tackled in the end zone rather than attempt a punt.

	1Q	2Q	3Q	4Q	F
Georgia Southern	13	7	0	7	- 27
Montana	3	0	6	16	- 25

- GSU- James McCoy fumble recovery in end zone (Scott Shelton kick)
- GSU- Chris Johnson 49 pass from J.R. Revere (kick failed)
- UM- Chris Snyder 38 FG
- GSU- Adrian Peterson 1 run (Shelton kick)
- UM- Etu Molden 17 pass from John Edwards (kick failed)
- UM- Vince Huntsberger 65 run (kick failed)
- UM- Yo Humphrey 2 run (Humphrey pass from Edwards)
- GSU- Peterson 57 run (Shelton kick)
- UM- Team Safety, Shelton tackled in end zone

Team Stats	GSU	UM
First Downs	14	28
Rushes-Yards	51-277	36-211
Passing Yards	113	276
Passes	5-8-0	29-52-2
Plays-Yards	59-390	88-487
Fumbles-Lost	4-2	2-1
Penalties-Yards	8-60	5-36
Punts-Average	6-39.2	4-28.8
Possession	27:39	32:32



Adrian Peterson rushed for 148 yards and two of Georgia Southern's four touchdowns as it rallied past Montana to win its sixth national championship.

2005: Appalachian State 21, Northern Iowa 16

Dec. 16, 2005, Chattanooga, Tenn.

Appalachian State (12-3) rallied from a 16-7 halftime deficit to post a 21-16 victory over Northern Iowa and claim the 2005 national championship in Chattanooga, Tenn.

Without quarterback Richie Williams, who missed the first half with a severe ankle injury, the Mountaineer offense sputtered and Northern Iowa took advantage as Brian Wingert kicked field goals of 50, 26 yards and 21 yards and David Horn scored from two yards out. Kevin Richardson kept Appalachian State in the game with a five-yard touchdown run.

Richardson's one-yard run in the third quarter closed the game to 16-14. Midway through the fourth quarter, Appalachian State defensive end Marques Murrell stripped the ball from Northern Iowa quarterback Eric Sanders. Jason Hunter scooped up the ball and rambled 15 yards for the game-winning score with 9:14 to play to the delight of the more than 12,000-plus Appalachian State fans that made the trip to Tennessee for the contest.

Murrell and Hunter combined for two sacks down the stretch to snuff out a Northern Iowa rally.

	1Q	2Q	3Q	4Q	F
Appalachian State	0	7	7	7	- 21
Northern Iowa	6	10	0	0	- 16

- UNI- Brian Wingert 50 FG
- UNI- Wingert 26 FG
- APP- Kevin Richardson 5 run (Julian Rauch kick)
- UNI- David Horn 2 run (Wingert kick)
- UNI- Wingert 21 FG
- APP- Richardson 1 run (Rauch kick)
- APP- Jason Hunter 15 fumble recovery (Rauch kick)

Team Stats	APP	UNI
First Downs	18	21
Rushes-Yards	28-46	47-102
Passing Yards	252	181
Passes	19-42-1	17-31-0
Plays-Yards	60-298	78-283
Fumbles-Lost	2-2	3-1
Penalties-Yards	4-40	5-45
Punts-Average	7-41.9	9-37.9
Possession	23:34	36:26



Zach Johnson (10) and Richie Williams (7) celebrate as Appalachian State wrapped up its first national championship with a 21-16 come-from-behind win over Northern Iowa.



FCS NATIONAL CHAMPIONS

2006: Appalachian State 28, Massachusetts 17

Dec. 15, 2006, Chattanooga, Tenn.

Kevin Richardson scored four touchdowns to lead No. 1-ranked Appalachian State (14-1) to a 28-17 victory over No. 3-ranked Massachusetts. Richardson also rushed for 179 of Appalachian State's 285 yards on the ground.

The Minutemen scored on their first possession to take a 7-0 lead when Matt Lawrence scored from 1 yard out. The Mountaineers answered when Richardson burst through the line for a 45-yard score with 1:15 left in the first quarter. Richardson's 6-yard TD run with 49 seconds left in the half gave Appalachian State a 14-7 lead.

Liam Coen connected with Brad Lisorti for a 17-yard score with 4:22 left in the third quarter. Tied 14-14 entering the fourth quarter, Appalachian State took the lead for good when Richardson scored on a four-yard jaunt with 13:22 to go. Following a 42-yard field goal by Chris Koeplin for the Minutemen, Richardson scored again, this time from 2 yards out with 1:51 to go to put the game out of reach.

An overflow crowd of 22,808 were on hand for the contest, including some 15,000 Mountaineers fans on hand to watch Appalachian State repeat as national champion.

	1Q	2Q	3Q	4Q	F
Appalachian State	7	7	0	14	- 28
Massachusetts	7	0	7	3	- 17

- UM- Matt Lawrence 1 run (Chris Koeplin kick)
- APP- Kevin Richardson 45 run (Julian Rauch kick)
- APP- Richardson 6 run (Rauch kick)
- UM- Brad Lisorti 17 pass from Liam Coen (Koeplin kick)
- APP- Richardson 4 run (Rauch kick)
- UM- Koeplin 42 FG
- APP- Richardson 2 run (Rauch kick)

Team Stats	APP	UMass
First Downs	24	19
Rushes-Yards	53-285	32-151
Passing Yards	146	221
Passes	12-19-1	20-33-2
Plays-Yards	72-431	65-372
Fumbles-Lost	0-0	0-0
Penalties-Yards	3-15	2-25
Punts-Average	4-31.5	4-44.8
Possession	33:10	26:50



Kevin Richardson rushed for 179 yards and four touchdowns as Appalachian State became just the fifth team to repeat as national champion.

2007: Appalachian State 49, Delaware 21

Dec. 14, 2007, Chattanooga, Tenn.

Three months after Appalachian State (13-2) stunned the college football world with a 34-32 upset at No. 5-ranked Michigan, coach Jerry Moore's team closed the deal with a 49-21 victory over Delaware (11-4) to annex its third consecutive national title.

Armanti Edwards threw for three touchdowns as the Mountaineers built a 21-0 lead and cruised to the win over the Blue Hens to become only the third team to win three straight FCS national crowns.

Kevin Richardson, Devon Moore, Daniel Kilgore and Dexter Jackson all scored first-half touchdowns as the Mountaineers led 28-7 at intermission as most of the 23,010 fans in attendance stood throughout awaiting the three-peat.


Richards caught an 8-yard TD pass late in the third quarter but Delaware's Omar Cuff answered with a touchdown of his own with 54 seconds left in the third quarter. Richardson and Trey Elder scored fourth quarter touchdowns to put the game out of reach.

Edwards completed 9-of-15 passes for 198 yards and rushed for 89 more in the triumph.

	1Q	2Q	3Q	4Q	F
Delaware	0	7	7	7	- 21
Appalachian State	14	14	7	14	- 49

- APP- Kevin Richardson 19 pass from Armanti Edwards (Julian Rauch kick)
- APP- Devon Moore 46 run (Rauch kick)
- APP- Daniel Kilgore fumble recovery in end zone (Rauch kick)
- UD- Mark Duncan 39 pass from Joe Flacco (Jon Striefsky kick)
- APP- Dexter Jackson 60 pass from Edwards (Rauch kick)
- APP- Richardson 8 pass from Edwards (Rauch kick)
- UD- Omar Cuff 1 run (Striefsky kick)
- APP- Richardson 6 run (Rauch kick)
- APP- Trey Elder 53 run (Rauch kick)
- UD- Duncan 75 kickoff return (Striefsky kick)

Team Stats	Del	APP
First Downs	24	26
Rushes-Yards	31-98	51-358
Passing Yards	334	198
Passes	23-48-0	9-15-0
Plays-Yards	79-432	66-556
Fumbles-Lost	0-0	1-0
Penalties-Yards	9-94	9-87
Punts-Average	4-32.8	4-38.2
Possession	27:53	32:07



Armanti Edwards amassed 287 total yards (198 passing, 89 rushing) and threw three touchdown passes in a 49-21 rout of Delaware to lead Appalachian State to its record-breaking third straight FCS title in 2007.

#SoConFB

INDIVIDUAL RECORDS

Most points

32, Adrian Peterson (GSU) vs. Massachusetts, 12/4/99
 24, John Bagwell (FUR) vs. Ga. Southern, 12/21/85
 24, Chris Parker (MAR) vs. Delaware, 12/4/93
 24, Randy Moss (MAR) vs. Montana, 12/21/96
 24, Greg Hill (GSU) vs. Florida A&M, 11/29/97
 24, Kevin Richardson (APP) vs. Montana State, 12/2/06
 24, Kevin Richardson (APP) vs. Massachusetts, 12/15/06
 24, Armanti Edwards (APP) vs. Richmond, 12/7/07
 24, Dane Romero (WOF) vs. James Madison, 11/29/08
 24, Jerick McKinnon (GSU) at Old Dominion, 12/8/2012

Yards rushing

333, Adrian Peterson (GSU) vs. Massachusetts, 12/4/99
 316, Jerick McKinnon (GSU) vs. Central Arkansas, 12/1/2012
 313, Armanti Edwards (APP) vs. Richmond, 12/7/07
 264, DeAndre Presley (APP) vs. Western Illinois, 12/4/10
 255, Dominique Swope (GSU) vs. Old Dominion, 12/3/11
 247, Adrian Peterson (GSU) vs. Youngstown State, 12/18/99
 247, Eric Breitenstein (WOF) vs. New Hampshire, 12/1/12
 238, Greg Hill (GSU) vs. Florida A&M, 11/29/97
 236, John Settle (APP) vs. Nicholls State, 11/29/86
 232, Adrian Peterson (GSU) vs. Connecticut, 12/5/98

Rushing attempts

41, Chris Parker (MAR) vs. Troy State, 12/11/93
 40, Chris Parker (MAR) vs. Howard, 12/18/95
 38, Chris Parker (MAR) vs. Boise State, 12/10/94
 37, John Settle (APP) vs. Nicholls State, 11/29/86
 36, Chris Parker (MAR) vs. Middle Tennessee State, 11/26/94
 35, Jimmy Watkins (APP) vs. William & Mary, 12/1/01
 34, Ron Darby (MAR) vs. Appalachian State, 12/12/87
 34, Adrian Peterson (GSU) vs. Delaware, 12/9/00
 33, Chris Parker (MAR) vs. Delaware, 11/27/93
 33, Damon Scott (APP) vs. James Madison, 11/25/95
 33, Adrian Peterson (GSU) vs. Connecticut, 12/5/98
 33, Louis Ivory (FUR) vs. Hofstra, 11/25/00
 33, Louis Ivory (FUR) vs. Western Kentucky, 12/1/01
 33, Terrance McCall (APP) vs. Tennessee State, 11/28/98
 33, Dominique Allen (CIT) at Coastal Carolina, 11/28/15

Touchdowns rushing

5, Adrian Peterson (GSU) vs. Massachusetts, 12/4/99
 4, John Bagwell (FUR) vs. Georgia Southern, 12/21/85
 4, Chris Parker (MAR) vs. Delaware, 12/4/93
 4, Greg Hill (GSU) vs. Northern Arizona, 11/27/99
 4, Jimmy Watkins (APP) vs. William & Mary, 12/1/01
 4, Kevin Richardson (APP) vs. Montana State, 12/2/06
 4, Kevin Richardson (APP) vs. Massachusetts, 12/15/06
 4, Kevin Richardson (APP) vs. Richmond, 12/7/07
 4, Dane Romero (WOF) vs. James Madison, 11/29/08
 4, Jerick McKinnon (GSU) at Old Dominion, 12/8/12

Yards passing

474, Tony Petersen (MAR) vs. Northeast Louisiana, 12/19/87
 449, Eric Kresser (MAR) vs. Delaware, 11/30/96
 433, Armanti Edwards (APP) vs. South Carolina St., 11/29/08
 396, Devlin Hodges (SAM) at Kennesaw State, 11/25/17
 387, Tony Petersen (MAR) vs. James Madison, 11/28/87
 376, Jeff Gilbert (WCU) vs. Colgate, 11/26/83
 373, Jamal Jackson (APP) vs. Illinois State, 12/1/12
 372, Devlin Hodges (SAM) at Youngstown State, 11/26/16
 367, Richie Williams (APP) vs. Southern Illinois, 12/3/05
 363, Michael Payton (MAR) vs. Youngstown State, 12/21/91

Completions

39, Devlin Hodges (SAM) at Kennesaw State, 11/25/17
 33, Jamal Jackson (APP) vs. Illinois State, 12/1/12
 33, Devlin Hodges (SAM) at Youngstown State, 11/26/16
 31, DeAndre Presley (APP) vs. Villanova, 12/11/10
 30, Michael Payton (MAR) vs. Youngstown State, 12/21/91
 30, Seth Morgan (VMI) at James Madison, 4/24/21
 29, Greg Ryan (ETSU) vs. Montana, 12/7/96
 29, Armanti Edwards (APP) vs. South Carolina St., 11/29/08
 28, Jeff Gilbert (WCU) vs. Holy Cross, 12/3/83
 28, Tony Petersen (MAR) vs. Northeast Louisiana, 12/19/87
 28, Armanti Edwards (APP) vs. Montana, 12/12/09
 28, Jacob Huesman (UTC) at New Hampshire, 12/12/14

Passing attempts

66, Devlin Hodges (SAM) at Kennesaw State, 11/25/17
 56, DeAndre Presley (APP) vs. Villanova, 12/11/10
 54, Tony Petersen (MAR) vs. Northeast Louisiana, 12/19/87
 54, Armanti Edwards (APP) vs. Montana, 12/12/09
 52, Jeff Gilbert (WCU) vs. Holy Cross, 12/3/83
 51, Greg Ryan (ETSU) vs. Montana, 12/7/96
 51, Devlin Hodges (SAM) at Youngstown State, 11/26/16
 50, Seth Morgan (VMI) at James Madison, 4/24/21
 49, Joe Burchette (APP) vs. Montana, 12/9/00
 47, Jeff Gilbert (WCU) vs. Colgate, 11/26/83

Touchdown passes

4, Tony Petersen (MAR) vs. James Madison, 11/28/87
 4, Tony Petersen (MAR) vs. Weber State, 12/5/87
 4, Tony Petersen (MAR) vs. Northeast Louisiana, 12/19/87
 4, Eric Kresser (MAR) vs. Montana, 12/21/96
 4, Ingle Martin (FUR) vs. Jacksonville State, 11/27/04
 4, Armanti Edwards (APP) vs. South Carolina St., 11/29/08
 3, Jeff Gilbert (WCU) vs. Colgate, 11/26/83
 3, Jeff Gilbert (WCU) vs. Holy Cross, 12/3/83
 3, Michael Payton (MAR) vs. Northern Iowa, 12/7/91
 3, Todd Donnan (MAR) vs. Middle Tennessee State, 12/5/92
 3, Todd Donnan (MAR) vs. Middle Tennessee State, 11/26/94
 3, Greg Ryan (ETSU) vs. Villanova, 11/30/96
 3, Richie Williams (APP) vs. Southern Illinois, 12/3/05
 3, Armanti Edwards (APP) vs. Coastal Carolina, 11/25/06
 3, Armanti Edwards (APP) vs. Richmond, 12/7/07
 3, Armanti Edwards (APP) vs. Delaware, 12/14/07
 3, Devlin Hodges (SAM) at Youngstown State, 11/26/16

Receptions

13, Sean Price (APP) vs. Illinois State, 12/1/12
 13, Jakob Herres (VMI) at James Madison, 4/24/21
 12, Bear Rinehart (FUR) vs. Villanova, 11/30/02
 12, Terrell Hudgins (Elon) vs. Richmond, 11/28/09
 12, Chris Shelling (SAM) at Kennesaw State, 11/25/17
 11, Anthony Stringfield (ETSU) vs. Montana, 12/7/96
 11, Troy Albea (APP) vs. Montana, 12/9/00
 11, Justin Stepp (FUR) vs. Richmond, 12/3/05
 11, Andrew Peacock (APP) vs. Illinois State, 12/1/12
 11, Karel Hamilton (SAM) at Youngstown State, 11/26/16
 11, Kelvin McKnight (SAM) at Youngstown State, 11/26/16

Receiving yards

288, Randy Moss (MAR) vs. Delaware, 11/30/96
 220, Randy Moss (MAR) vs. Montana, 12/21/96
 195, Mike Barber (MAR) vs. Northeast Louisiana, 12/19/87
 189, Troy Brown (MAR) vs. Middle Tennessee State, 12/5/92
 188, Troy Brown (MAR) vs. Eastern Kentucky, 11/28/92
 186, Brian Dowler (MAR) vs. Northern Iowa, 12/7/91
 186, Chris Shelling (SAM) at Kennesaw State, 11/25/17
 177, Troy Albea (APP) vs. Montana, 12/9/00
 171, Jakob Herres (VMI) at James Madison, 4/24/21
 167, Terrell Hudgins (Elon) vs. Richmond, 11/28/09
 167, Sean Price (APP) vs. Illinois State, 12/1/12

Touchdowns receiving

4, Randy Moss (MAR) vs. Montana, 12/21/96
 3, Keith Baxter (MAR) vs. Weber State, 12/5/87
 3, Brian Dowler (MAR) vs. Northern Iowa, 12/7/91
 3, Troy Brown (MAR) vs. Middle Tennessee State, 12/5/92
 3, Randy Moss (MAR) vs. Delaware, 11/30/96
 3, Corey Joyner (GSU) vs. Western Illinois, 12/5/98
 3, Kelvin McKnight (SAM) at Youngstown State, 11/26/16
 2, Eric Rasheed (WCU) vs. Colgate, 11/26/83
 2, Eric Rasheed (WCU) vs. Holy Cross, 12/3/83
 2, Troy Douglas (APP) vs. Nicholls State, 11/29/86
 2, Sean Doctor (MAR) vs. James Madison, 11/28/87
 2, Keith Baxter (MAR) vs. Northeast Louisiana, 12/19/87
 2, Troy Brown (MAR) vs. Eastern Kentucky, 11/28/92
 2, Shawn Goodwyn (MAR) vs. Middle Tenn. St., 11/26/94
 2, Anthony Stringfield (ETSU) vs. Villanova, 11/30/96
 2, Jody Wade (MAR) vs. Northern Arizona, 11/30/96
 2, Randy Moss (MAR) vs. Furman, 12/7/96
 2, Isaac West (FUR) vs. Jacksonville State, 11/27/04
 2, Nic Cardwell (APP) vs. Richmond, 12/7/07
 2, Kevin Richardson (APP) vs. Delaware, 12/14/07
 2, Brian Quick (APP) vs. South Carolina State, 11/29/08
 2, Alphonso Stewart (UTC) vs. Weber State, 11/26/16
 2, Andy Schumpert (FUR) at Elon, 11/25/17

Extra-point attempts

10, Chris Chambers (GSU) vs. Northern Arizona, 11/27/99
 8, Kevin Esvall (FUR) vs. Rhode Island, 12/7/85
 8, Tim Openlander (MAR) vs. Delaware, 11/30/96
 8, Julian Rauch (APP) vs. Richmond, 12/7/07
 7, John Mitchell (MAR) vs. Weber State, 12/5/87
 7, Tim Openlander (MAR) vs. Furman, 12/7/96
 7, Chris Chambers (GSU) vs. Connecticut, 12/5/98
 7, Scott Shelton (GSU) vs. Florida A&M, 12/1/01
 7, Scott Beckler (FUR) vs. Jacksonville State, 11/27/04
 7, Julian Rauch (APP) vs. Youngstown State, 12/9/06
 7, Julian Rauch (APP) vs. Delaware, 12/14/07
 7, Adrian Mora (GSU) vs. Old Dominion, 12/3/11
 7, Alex Hanks (GSU) at Old Dominion, 12/1/12

Field goals made

4, Scott Shelton (GSU) vs. Florida A&M, 12/1/01
 4, Luke Carter (WOF) vs. Elon, 11/24/18
 3, Dean Biasucci (WCU) vs. Furman, 12/10/83
 3, David Merrick (MAR) vs. Eastern Kentucky, 11/28/92
 3, Mark Wright (APP) vs. Montana, 12/9/00
 3, Adrian Mora (GSU) at Wofford, 12/11/10

Field-goal attempts

5, Luke Carter (WOF) vs. Elon, 11/24/18
 4, Dean Biasucci (WCU) vs. Furman, 12/10/83
 4, Bjorn Nittemo (APP) vs. Nicholls State, 11/29/86
 4, Scott Shelton (GSU) vs. Florida A&M, 12/1/01
 4, Adam Shreiner (Elon) vs. Richmond, 11/28/09
 4, Adrian Mora (GSU) at Wofford, 12/11/10
 4, Eric Goins (CIT) at Coastal Carolina, 11/28/15
 4, Cody Clark (CIT) vs. Wofford, 12/3/16
 4, Henrique Ribeiro (UTC) at Sam Houston State, 12/3/16



Marshall's Tony Petersen owns the top single-game FCS Playoff marks in SoCon history in touchdown passes and yards passing, setting both records in 1987. Petersen threw for four touchdowns three times in the playoffs that season, setting the record against James Madison on Nov. 18 and matching it a week later against Weber State. Two weeks after that, Petersen threw another four touchdowns and passed for a SoCon FCS Playoff-record 474 yards against Northeast Louisiana in a 43-42 loss in the title game, obliterating the record of 387 yards he set against JMU.

TEAM RECORDS

Points scored

72, Georgia Southern vs. Northern Arizona, 11/27/99
 60, Georgia Southern vs. Florida A&M, 12/1/01
 59, Furman vs. Rhode Island 12/7/85
 59, Marshall vs. Delaware, 11/30/96
 55, Appalachian State vs. Richmond, 12/7/07
 55, Georgia Southern vs. Old Dominion, 12/3/11
 54, Marshall vs. Furman, 12/7/96
 52, Georgia Southern vs. Florida A&M, 11/29/97
 52, Georgia Southern vs. Connecticut, 12/5/98
 51, Marshall vs. Weber State, 12/5/87

First downs

35, Marshall vs. Middle Tennessee State, 11/26/94
 32, Georgia Southern at Old Dominion, 12/1/12
 30, Georgia Southern vs. Connecticut, 12/5/98
 30, Georgia Southern vs. Hofstra, 12/2/00
 30, Appalachian State vs. South Carolina State, 11/29/08
 29, Georgia Southern vs. Northern Arizona, 11/27/99
 29, Appalachian State vs. Richmond, 12/7/07
 29, Appalachian State vs. Montana, 12/12/09
 29, Chattanooga at Sam Houston State, 12/3/16
 28, Furman vs. Georgia Southern, 12/21/85
 28, Appalachian State vs. Coastal Carolina, 11/25/06
 28, Appalachian State vs. Eastern Washington, 12/1/07
 28, Georgia Southern vs. Old Dominion, 12/3/11
 28, Chattanooga vs. Fordham, 11/28/15
 28, Samford at Kennesaw State, 11/25/17

Total offense

689, Marshall vs. Delaware, 11/30/96
 659, Georgia Southern vs. Northern Arizona, 11/27/99
 655, Georgia Southern vs. Youngstown State, 12/18/99
 632, Georgia Southern at Old Dominion, 12/1/12
 617, Appalachian State vs. Richmond, 12/7/07
 611, Georgia Southern vs. Connecticut, 12/5/98
 607, Georgia Southern vs. Old Dominion, 12/3/11
 595, Georgia Southern vs. Massachusetts, 12/19/98
 586, Furman vs. Eastern Kentucky, 11/24/90
 576, Marshall vs. Northeast Louisiana, 12/19/87

Rushing attempts

78, The Citadel at Coastal Carolina, 11/28/15
 77, Georgia Southern vs. South Carolina State, 11/27/10
 76, Georgia Southern vs. Appalachian State, 12/8/01
 73, Georgia Southern vs. Connecticut, 12/5/98
 72, Wofford vs. Western Kentucky, 12/6/03
 71, Georgia Southern at Old Dominion, 12/1/12
 71, Wofford vs. New Hampshire, 12/1/12
 70, Georgia Southern vs. Hofstra, 12/2/00
 68, Appalachian State vs. James Madison, 11/25/95
 68, Georgia Southern vs. Delaware, 12/9/00

Rushing yards

638, Georgia Southern vs. Youngstown State, 12/18/99
 602, Georgia Southern at Old Dominion, 12/1/12
 557, Georgia Southern vs. Northern Arizona, 11/27/99
 530, Georgia Southern vs. Connecticut, 12/5/98
 524, The Citadel at Coastal Carolina, 11/28/15
 479, Georgia Southern vs. McNeese State, 11/25/00
 477, Georgia Southern vs. Old Dominion, 12/3/11
 470, Georgia Southern vs. Massachusetts, 12/4/99
 457, Georgia Southern vs. Colgate, 11/28/98
 457, Georgia Southern vs. Massachusetts, 12/19/98

Rushing touchdowns

8, Georgia Southern vs. Northern Arizona, 11/27/99
 7, Georgia Southern vs. Colgate, 11/28/98
 7, Georgia Southern vs. Connecticut, 12/5/98
 7, Georgia Southern vs. Youngstown State, 12/18/99
 7, Georgia Southern at Old Dominion, 12/1/12
 6, Georgia Southern vs. Florida A&M, 11/29/97
 6, Appalachian State vs. Youngstown State, 12/9/06
 6, Georgia Southern vs. Old Dominion, 12/3/11
 5, Furman vs. Georgia Southern, 12/21/85
 5, Georgia Southern vs. Massachusetts, 12/19/98
 5, Georgia Southern vs. Massachusetts, 12/4/99
 5, Georgia Southern vs. Massachusetts, 12/4/99
 5, Georgia Southern vs. McNeese State, 11/25/00

5, Georgia Southern vs. Hofstra, 12/2/00
 5, Appalachian State vs. William & Mary, 12/1/01
 5, Furman vs. Villanova, 11/30/02
 5, Wofford vs. Western Kentucky, 12/6/03
 5, Appalachian State vs. Montana State, 12/2/06
 5, Appalachian State vs. Richmond, 12/7/07
 5, Wofford at James Madison, 11/29/08

Passing yards

474, Marshall vs. Northeast Louisiana, 12/19/87
 449, Marshall vs. Delaware, 11/30/96
 433, Appalachian State vs. South Carolina State, 11/29/08
 396, Samford at Kennesaw State, 11/25/17
 387, Marshall vs. James Madison, 11/28/87
 383, Appalachian State vs. Illinois State, 12/12
 376, Western Carolina vs. Holy Cross, 12/3/83
 372, Samford at Youngstown State, 11/26/16
 367, Appalachian State vs. Southern Illinois, 12/3/05
 363, Marshall vs. Youngstown State, 12/21/91

Passing completions

39, Samford at Kennesaw State, 11/25/17
 35, ETSU vs. Montana, 12/7/96
 34, Appalachian State vs. Illinois State, 12/1/12
 33, Samford at Youngstown State, 11/26/16
 31, Appalachian State vs. Villanova, 12/11/10
 30, Marshall vs. Youngstown State, 12/21/91
 30, Marshall vs. Eastern Kentucky, 11/28/92
 30, VMI at James Madison, 4/24/21
 29, Appalachian State vs. South Carolina State, 11/29/08
 28, Western Carolina vs. Holy Cross, 12/3/83
 28, Appalachian State vs. Montana, 12/12/09
 28, Chattanooga at New Hampshire, 12/12/14

Passing attempts

66, Samford at Kennesaw State, 11/25/17
 64, ETSU vs. Montana, 12/7/96
 56, Appalachian State vs. Villanova, 12/11/10
 54, Marshall vs. Northeast Louisiana, 12/19/87
 54, Appalachian State vs. Montana, 12/12/09
 52, Western Carolina vs. Holy Cross, 12/3/83
 51, Samford at Youngstown State, 11/26/16
 50, VMI at James Madison, 4/24/21
 49, Appalachian State vs. Montana, 12/9/00
 47, Western Carolina vs. Colgate, 11/26/83



J.J. Wilcox rushed for two touchdowns as Georgia Southern defeated South Carolina State, 41-16, in 2010 in its first playoff game in five seasons.

SOUTHERN CONFERENCE FOOTBALL BOWL HISTORY

Bowl	Site	Date	SoCon team	Opponent	W/L	Score
Rose	Pasadena, Calif.	Jan. 1, 1926	Alabama	Washington	W	20-19
Rose	Pasadena, Calif.	Jan. 1, 1927	Alabama	Stanford	T	7-7
Rose	Pasadena, Calif.	Jan. 1, 1929	Georgia Tech	California	W	8-7
Rose	Pasadena, Calif.	Jan. 1, 1931	Alabama	Washington State	W	24-0
Rose	Pasadena, Calif.	Jan. 1, 1932	Tulane	Southern California	L	21-12
Rose	Pasadena, Calif.	Jan. 2, 1939	Duke	Southern California	L	7-3
Cotton	Dallas, Texas	Jan. 1, 1940	Clemson	Boston College	W	6-3
Rose	Durham, N.C.	Jan. 1, 1942	Duke	Oregon State	L	20-16
Sugar	New Orleans, La.	Jan. 1, 1945	Duke	Alabama	W	29-26
Gator	Jacksonville, Fla.	Jan. 1, 1946	Wake Forest	South Carolina	W	26-14
Gator	Jacksonville, Fla.	Jan. 1, 1946	South Carolina	Wake Forest	L	26-14
Gator	Jacksonville, Fla.	Jan. 1, 1947	N.C. State	Oklahoma	L	34-13
Sugar	New Orleans, La.	Jan. 1, 1947	North Carolina	Georgia	L	20-10
Sun	El Paso, Texas	Jan. 1, 1947	Virginia Tech	Cincinnati	L	18-6
Dixie	Birmingham, Ala.	Jan. 1, 1947	William & Mary	Arkansas	L	21-19
Delta	Memphis, Tenn.	Jan. 1, 1948	William & Mary	Oklahoma A&M (State)	W	20-0
Gator	Jacksonville, Fla.	Jan. 1, 1948	Maryland	Georgia	T	20-20
Dixie	Birmingham, Ala.	Jan. 1, 1949	Wake Forest	Baylor	L	20-7
Gator	Jacksonville, Fla.	Jan. 1, 1949	Clemson	Missouri	W	24-23
Sugar	New Orleans, La.	Jan. 1, 1949	North Carolina	Oklahoma	L	14-6
Cotton	Dallas, Texas	Jan. 2, 1950	North Carolina	Rice	L	27-13
Gator	Jacksonville, Fla.	Jan. 2, 1950	Maryland	Missouri	W	20-7
Gator	Jacksonville, Fla.	Jan. 1, 1951	Washington & Lee	Wyoming	L	20-7
Orange	Miami, Fla.	Jan. 1, 1951	Clemson	Miami, Fla.	W	15-14
Gator	Jacksonville, Fla.	Jan. 1, 1952	Clemson	Miami, Fla.	L	14-0
Sugar	New Orleans, La.	Jan. 2, 1952	Maryland	Tennessee	W	28-13
Sugar	New Orleans, La.	Jan. 1, 1954	West Virginia	Georgia Tech	L	42-19
Sun	El Paso, Texas	Jan. 1, 1957	George Washington	UTEP	W	13-0
Tangerine	Orlando, Fla.	Dec. 30, 1960	The Citadel	Tennessee Tech	W	27-0
Tangerine	Orlando, Fla.	Dec. 12, 1964	East Carolina	Massachusetts	W	14-13
Liberty	Memphis, Tenn.	Dec. 19, 1964	West Virginia	Utah	L	32-6
Tangerine	Orlando, Fla.	Dec. 11, 1965	East Carolina	Maine	W	31-0
Tangerine	Orlando, Fla.	Dec. 27, 1968	Richmond	Ohio	W	49-42
Tangerine	Orlando, Fla.	Dec. 26, 1969	Davidson	Toledo	L	56-33
Tangerine	Orlando, Fla.	Dec. 28, 1970	William & Mary	Toledo	L	40-12
Tangerine	Orlando, Fla.	Dec. 28, 1971	Richmond	Toledo	L	28-3

Total: 16-18-2

NATIONAL CHAMPIONS

Year	Team	Record	Coach	Organization
1925	Alabama	10-0	Wallace Wade	Helms Athletic Foundation, CFRA
1926	Alabama	9-0-1	Wallace Wade	Helms Athletic Foundation, CFRA
1927	Georgia	9-1-0	George "Kid" Woodruff	Boand System, Poling System
1928	Georgia Tech	10-0	William Alexander	International News Service
1930	Alabama	10-0	Wallace Wade	CFRA

CFRA - College Football Researchers Association



YEAR-BY-YEAR STANDINGS

#SoConFB

Year	CONF		OVERALL	
	W	L	T	
1922	5	0	0	9
1923	4	0	1	6
1924	5	0	0	8
1925	7	0	0	10
1926	8	0	0	10
1927	7	0	1	8
1928	6	0	1	7
1929	6	0	1	7
1930	8	0	0	10
1931	8	0	0	11
1932	6	0	1	7
1933	4	0	0	4
1934	4	0	0	4
1935	5	0	0	5
1936	7	0	0	7
1937	2	0	0	2
1938	5	0	0	5

Year	CONF		OVERALL	
	W	L	T	
1922	0	4	0	5
1923	0	4	0	5
1924	0	4	0	5
1925	0	4	0	5
1926	0	4	0	5
1927	0	4	0	5
1928	0	4	0	5
1929	0	4	0	5
1930	0	4	0	5
1931	0	4	0	5
1932	0	4	0	5
1933	0	4	0	5
1934	0	4	0	5
1935	0	4	0	5
1936	0	4	0	5
1937	0	4	0	5
1938	0	4	0	5

Year	CONF		OVERALL	
	W	L	T	
1922	2	3	0	5
1923	3	5	0	8
1924	2	5	0	7
1925	1	3	2	4
1926	1	3	1	4
1927	1	4	1	5
1928	1	4	1	5
1929	1	4	1	5
1930	1	4	1	5
1931	1	4	1	5
1932	1	4	1	5
1933	1	4	1	5
1934	1	4	1	5
1935	1	4	1	5
1936	1	4	1	5
1937	1	4	1	5
1938	1	4	1	5

Year	CONF		OVERALL	
	W	L	T	
1922	0	4	0	4
1923	0	4	0	4
1924	0	4	0	4
1925	0	4	0	4
1926	0	4	0	4
1927	0	4	0	4
1928	0	4	0	4
1929	0	4	0	4
1930	0	4	0	4
1931	0	4	0	4
1932	0	4	0	4
1933	0	4	0	4
1934	0	4	0	4
1935	0	4	0	4
1936	0	4	0	4
1937	0	4	0	4
1938	0	4	0	4

YEAR-BY-YEAR STANDINGS

1963	CONF			OVERALL		
	W	L	T	W	L	T
Virginia Tech	5	0	0	8	2	0
West Virginia	3	1	0	4	6	0
VMI	3	1	2	3	5	2
Furman	3	2	0	7	3	0
William & Mary	4	4	0	4	6	0
Richmond	2	2	1	3	6	1
The Citadel	2	4	0	4	6	0
George Washington	1	5	0	2	7	0
Davidson	0	4	1	1	5	2

1964	CONF			OVERALL		
	W	L	T	W	L	T
West Virginia	5	0	0	7	4	0
Virginia Tech	3	1	0	6	4	0
George Washington	3	2	0	5	4	0
The Citadel	4	3	0	4	6	0
William & Mary	4	3	0	4	6	0
Richmond	2	4	0	3	7	0
Davidson	1	3	0	3	6	0
Furman	1	4	0	3	7	0
VMI	1	4	0	1	9	0
East Carolina	0	0	0	9	1	0

1965	CONF			OVERALL		
	W	L	T	W	L	T
West Virginia	4	0	0	6	4	0
William & Mary	5	1	0	6	4	0
East Carolina	3	1	0	9	1	0
VMI	3	2	0	3	7	0
George Washington	4	3	0	5	5	0
Davidson	2	3	0	6	4	0
Furman	2	3	0	5	5	0
The Citadel	2	6	0	2	8	0
Richmond	0	6	0	0	10	0

1966	CONF			OVERALL		
	W	L	T	W	L	T
East Carolina	4	1	1	4	5	1
William & Mary	4	1	1	5	4	1
West Virginia	3	1	1	3	5	2
George Washington	4	3	0	4	6	0
Davidson	2	3	0	4	5	0
The Citadel	3	5	0	4	6	0
Richmond	2	4	0	2	8	0
Furman	1	4	0	3	7	1
VMI	1	4	0	2	8	0

1967	CONF			OVERALL		
	W	L	T	W	L	T
West Virginia	4	0	1	5	4	1
East Carolina	4	1	0	8	2	0
Richmond	5	2	0	5	5	0
William & Mary	2	2	1	5	4	1
VMI	2	3	0	6	4	0
Furman	2	3	0	5	5	0
The Citadel	2	4	0	5	5	0
Davidson	1	5	0	4	5	0

1968	CONF			OVERALL		
	W	L	T	W	L	T
Richmond	6	0	0	8	3	0
The Citadel	4	2	0	5	5	0
East Carolina	2	2	0	4	6	0
William & Mary	2	2	0	3	7	0
Davidson	1	3	0	3	6	0
VMI	1	3	0	1	9	0
Furman	0	4	0	1	9	0

1969	CONF			OVERALL		
	W	L	T	W	L	T
Davidson	5	1	0	7	4	0
Richmond	5	1	0	6	4	0
The Citadel	4	2	0	7	3	0
William & Mary	2	2	0	3	7	0
East Carolina	1	3	0	2	7	0
Furman	0	4	0	1	8	1
VMI	0	4	0	0	10	0

1970	CONF			OVERALL		
	W	L	T	W	L	T
William & Mary	3	1	0	5	7	0
The Citadel	4	2	0	5	6	0
Furman	3	2	0	8	3	0
East Carolina	2	2	0	3	8	0
Richmond	3	3	0	4	6	0
Davidson	2	4	0	2	8	0
VMI	1	4	0	1	10	0

1971	CONF			OVERALL		
	W	L	T	W	L	T
Richmond	5	1	0	5	6	0
William & Mary	4	1	0	5	6	0
The Citadel	4	2	0	8	3	0
East Carolina	3	2	0	4	6	1
Furman	2	3	0	5	5	1
VMI	1	4	0	1	10	0
Davidson	0	6	0	1	9	0
Appalachian State	0	0	0	7	3	1

1972	CONF			OVERALL		
	W	L	T	W	L	T
East Carolina	6	0	0	9	2	0
Richmond	5	1	0	6	4	0
William & Mary	4	2	0	5	6	0
The Citadel	4	3	0	5	6	0
Davidson	2	3	1	3	7	1
VMI	1	5	0	2	9	0
Furman	1	6	0	2	9	0
Appalachian State	0	3	1	5	5	1

1973	CONF			OVERALL		
	W	L	T	W	L	T
East Carolina	7	0	0	9	2	0
Richmond	5	1	0	8	2	0
William & Mary	3	2	0	6	5	0
Furman	3	3	0	7	4	0
Appalachian State	2	2	0	3	7	1
VMI	2	4	0	2	9	0
Davidson	1	6	0	2	8	0
The Citadel	1	6	0	3	8	0

1974	CONF			OVERALL		
	W	L	T	W	L	T
VMI	5	1	0	7	4	0
Appalachian State	4	1	0	6	5	0
East Carolina	3	3	0	7	4	0
Richmond	3	3	0	6	4	0
The Citadel	3	4	0	4	7	0
William & Mary	2	3	0	4	7	0
Furman	2	4	0	5	6	0
Davidson	0	3	0	2	7	0

1975	CONF			OVERALL		
	W	L	T	W	L	T
Richmond	5	1	0	5	6	0
East Carolina	4	2	0	8	3	0
Appalachian State	3	2	0	8	3	0
The Citadel	4	3	0	6	5	0
William & Mary	2	3	0	2	9	0
Furman	2	4	0	5	5	1
VMI	2	4	0	3	8	0
Davidson	0	3	0	1	8	0

1976	CONF			OVERALL		
	W	L	T	W	L	T
East Carolina	4	1	0	9	2	0
William & Mary	3	2	0	7	4	0
Appalachian State	2	2	1	6	4	1
Furman	2	2	1	6	4	1
VMI	2	3	0	5	5	0
The Citadel	1	4	0	6	5	0
Davidson	0	0	0	2	6	1
Marshall	0	0	0	3	7	0
Chattanooga	0	0	0	6	4	1
Western Carolina	0	0	0	6	4	0

1977	CONF			OVERALL		
	W	L	T	W	L	T
Chattanooga	4	1	0	9	1	1
VMI	4	1	0	7	4	0
The Citadel	3	2	0	5	6	0
Furman	3	2	1	4	5	2
Western Carolina	2	2	1	6	4	1
Appalachian State	1	4	0	2	9	0
Marshall	0	5	0	2	9	0
Davidson	0	0	0	4	6	0

1978	CONF			OVERALL		
	W	L	T	W	L	T
Furman	4	1	0	8	3	0
Chattanooga	4	1	0	7	3	1
Appalachian State	4	2	0	7	4	0
Western Carolina	4	2	0	6	5	0
The Citadel	2	3	0	5	6	0
VMI	1	4	0	3	8	0
Marshall	0	5	0	1	10	0
Davidson	0	0	0	5	5	0
ETSU	0	0	0	4	7	0

1979	CONF			OVERALL		
	W	L	T	W	L	T
Chattanooga	5	1	0	9	2	0
VMI	4	1	0	6	4	0
The Citadel	4	2	0	6	5	0
Furman	4	3	0	5	6	0
Appalachian State	3	4	0	3	8	0
ETSU	2	3	0	7	4	0
Western Carolina	2	4	0	6	5	0
Marshall	0	6	0	1	10	0
Davidson	0	0	0	6	4	0

1980	CONF			OVERALL		
	W	L	T	W	L	T
Furman	7	0	0	9	1	1
Chattanooga	5	2	0	8	3	0
Appalachian State	4	2	1	6	4	1
The Citadel	3	2	0	7	4	0
Western Carolina	2	4	1	3	7	1
VMI	1	4	1	3	7	1
ETSU	1	4	0	2	9	0
Marshall	0	5	1	2	8	1
Davidson	0	0	0	5	5	0

1981	CONF			OVERALL		
	W	L	T	W	L	T
Furman	5	2	0	8	3	0
VMI	3	1	1	6	3	1
ETSU	4	2	0	6	5	0
The Citadel	3	2	1	7	3	1
Chattanooga	3	2	1	7	3	1
Western Carolina	3	4	0	4	7	0
Appalachian State	1	5	1	3	7	1
Marshall	1	5	0	2	9	0
Davidson	0	0	0	4	6	0

1982	CONF			OVERALL		
	W	L	T	W	L	T
Furman	6	1	0	9	3	0
Chattanooga	5	1	0	7	4	0
Western Carolina	4	2	0	6	5	0
The Citadel	3	4	0	5	6	0
Appalachian State	3	4	0	4	7	0
VMI						

YEAR-BY-YEAR STANDINGS



Year	CONF	OVERALL	Team	W	L	Team	W	L			
1995	CONF	OVERALL	Chattanooga	2	6	Western Carolina	1	7			
			The Citadel	1	7	Samford	5	3			
	W	L	W	L	Georgia Southern	7	1	Chattanooga	4	4	
					Appalachian State	8	0	Mercer	4	4	
	W	L	W	L	Marshall	7	1	The Citadel	4	4	
					Georgia Southern	5	3	Western Carolina	1	7	
	1996	CONF	OVERALL	Wofford	4	4	VMI	0	8		
				Furman	5	3	1996	CONF	OVERALL		
		W	L	W	L	Marshall	8	0	W	L	
						ETSU	7	1	W	L	
W		L	W	L	Furman	6	2	W	L		
					Appalachian State	5	3	W	L		
1997		CONF	OVERALL	The Citadel	4	4	Georgia Southern	7	1		
				Elon	0	7	Appalachian State	6	2		
		W	L	W	L	ETSU	5	3	Furman	5	3
						Western Carolina	3	5	The Citadel	4	4
	W	L	W	L	Wofford	3	5	Chattanooga	4	4	
					VMI	0	8	Western Carolina	3	5	
	1998	CONF	OVERALL	Chattanooga	3	4	Wofford	2	6		
				The Citadel	2	5	VMI	0	8		
		W	L	W	L	Georgia Southern	7	1	1998	CONF	OVERALL
						Appalachian State	6	2	W	L	W
W		L	W	L	Western Carolina	5	3	W	L		
					Chattanooga	4	4	W	L		
1999		CONF	OVERALL	Wofford	3	4	Georgia Southern	8	0		
				The Citadel	4	4	Appalachian State	6	2		
		W	L	W	L	ETSU	3	5	Western Carolina	5	3
						Elon	0	7	Chattanooga	4	4
	W	L	W	L	Wofford	3	5	The Citadel	4	4	
					VMI	0	8	ETSU	3	5	
	2000	CONF	OVERALL	Chattanooga	3	4	Wofford	3	5		
				The Citadel	2	5	Furman	3	5		
		W	L	W	L	Georgia Southern	7	1	VMI	0	8
						Appalachian State	6	2	1999	CONF	OVERALL
W		L	W	L	Western Carolina	5	3	W	L		
					Chattanooga	4	4	W	L		
2001		CONF	OVERALL	Wofford	3	5	Georgia Southern	7	1		
				The Citadel	2	6	Appalachian State	7	1		
		W	L	W	L	Furman	7	1	Furman	7	1
						Chattanooga	1	7	Wofford	5	3
	W	L	W	L	VMI	1	7	ETSU	4	4	
					2000	CONF	OVERALL	W	L	W	L
	2002	CONF	OVERALL	Western Carolina	2	6	Georgia Southern	7	1		
				ETSU	2	6	Appalachian State	6	2		
		W	L	W	L	Furman	6	2	Furman	6	2
						2001	CONF	OVERALL	W	L	W
2003		CONF	OVERALL	Chattanooga	3	5	Georgia Southern	7	1		
				Elon	1	7	Appalachian State	6	2		
		W	L	W	L	Western Carolina	5	3	Western Carolina	5	3
						2002	CONF	OVERALL	W	L	W
		2004	CONF	OVERALL	Chattanooga	2	6	Georgia Southern	4	4	
					ETSU	2	6	Appalachian State	5	3	
	W		L	W	L	Furman	4	4	Western Carolina	5	3
						2003	CONF	OVERALL	W	L	W
	2005		CONF	OVERALL	Wofford	3	4	Georgia Southern	6	1	
					The Citadel	2	5	Wofford	6	2	
W			L	W	L	Elon	0	7	Appalachian State	6	1
						2004	CONF	OVERALL	W	L	W
2006			CONF	OVERALL	Chattanooga	2	5	Georgia Southern	6	1	
					ETSU	2	6	Wofford	4	3	
		W	L	W	L	Furman	5	2	Appalachian State	4	3
						2005	CONF	OVERALL	W	L	W
		2007	CONF	OVERALL	Wofford	3	4	Georgia Southern	5	2	
					The Citadel	2	5	Wofford	5	2	
	W		L	W	L	Elon	0	7	Furman	5	2
						2006	CONF	OVERALL	W	L	W
	2008		CONF	OVERALL	Chattanooga	3	4	Georgia Southern	5	2	
					ETSU	0	8	Wofford	5	2	
W			L	W	L	Furman	4	3	The Citadel	4	3
						2007	CONF	OVERALL	W	L	W
2009			CONF	OVERALL	Wofford	3	4	Georgia Southern	4	3	
					The Citadel	2	5	Furman	4	3	
		W	L	W	L	Elon	0	7	Chattanooga	2	5
						2008	CONF	OVERALL	W	L	W
		2010	CONF	OVERALL	Chattanooga	0	8	Georgia Southern	4	3	
					ETSU	0	8	Wofford	4	3	
	W		L	W	L	Furman	4	3	Appalachian State	7	1
						2009	CONF	OVERALL	W	L	W
	2011		CONF	OVERALL	Wofford	2	6	Georgia Southern	7	1	
					The Citadel	1	7	Appalachian State	7	1	
W			L	W	L	Elon	5	3	Wofford	6	2
						2010	CONF	OVERALL	W	L	W
2012			CONF	OVERALL	Chattanooga	2	6	Georgia Southern	6	2	
					ETSU	2	6	Appalachian State	6	2	
		W	L	W	L	Furman	5	3	Wofford	7	1
						2011	CONF	OVERALL	W	L	W
		2013	CONF	OVERALL	Wofford	6	2	Georgia Southern	6	2	
					The Citadel	4	4	Appalachian State	6	2	
	W		L	W	L	Elon	1	7	The Citadel	5	3
						2012	CONF	OVERALL	W	L	W
	2014		CONF	OVERALL	Chattanooga	4	4	Georgia Southern	6	2	
					ETSU	4	4	Wofford	6	2	
W			L	W	L	Furman	2	5	Appalachian State	6	2
						2013	CONF	OVERALL	W	L	W
2015			CONF	OVERALL	Wofford	4	4	Georgia Southern	6	2	
					The Citadel	4	4	Appalachian State	6	2	
		W	L	W	L	Elon	1	7	The Citadel	6	2
						2014	CONF	OVERALL	W	L	W
		2016	CONF	OVERALL	Chattanooga	5	3	Georgia Southern	6	2	
					ETSU	5	3	Wofford	6	2	
	W		L	W	L	Furman	6	2	Appalachian State	6	2
						2015	CONF	OVERALL	W	L	W
	2017		CONF	OVERALL	Wofford	6	2	Georgia Southern	6	2	
					The Citadel	6	2	Appalachian State	6	2	
W			L	W	L	Elon	1	7	The Citadel	6	2
						2016	CONF	OVERALL	W	L	W
2018			CONF	OVERALL	Chattanooga	6	2	Georgia Southern	6	2	
					ETSU	6	2	Wofford	6	2	
		W	L	W	L	Furman	6	2	Appalachian State	6	2
						2017	CONF	OVERALL	W	L	W
		2019	CONF	OVERALL	Wofford	6	2	Georgia Southern	6	2	
					The Citadel	6	2	Appalachian State	6	2	
	W		L	W	L	Elon	0	8	The Citadel	6	2
						2018	CONF	OVERALL	W	L	W
	2020-21		CONF	OVERALL	Chattanooga	6	2	Georgia Southern	6	2	
					ETSU	6	2	Wofford	6	2	
W			L	W	L	Furman	6	2	Appalachian State	6	2
						2019	CONF	OVERALL	W	L	W
2021			CONF	OVERALL	Wofford	7	1	Georgia Southern	6	2	
					Furman	6	2	Appalachian State	6	2	
		W	L	W	L	Chattanooga	5	3	Wofford	7	1
						2020-21	CONF	OVERALL	W	L	W
		2022	CONF	OVERALL	Western Carolina	2	6	Georgia Southern	6	2	
					ETSU	1	7	Appalachian State	6	2	
	W		L	W	L	Furman	6	2	Wofford	6	2
						2021	CONF	OVERALL	W	L	W
	2023		CONF	OVERALL	Chattanooga	6	2	Georgia Southern	6	2	
					ETSU	6	2	Appalachian State	6	2	
W			L	W	L	Furman	6	2	Wofford	6	2
						2022	CONF	OVERALL	W	L	W
2024			CONF	OVERALL	Wofford	6	2	Georgia Southern	6	2	
					The Citadel	6	2	Appalachian State	6	2	
		W	L	W	L	Chattanooga	6	2	Wofford	6	2
						2023	CONF	OVERALL	W	L	W
		2025	CONF	OVERALL	Wofford	6	2	Georgia Southern	6	2	
					The Citadel	6	2	Appalachian State	6	2	
	W		L	W	L	Furman	6	2	Wofford	6	2
						2024	CONF	OVERALL	W	L	W
	2026		CONF	OVERALL	Wofford	6	2	Georgia Southern	6	2	
					The Citadel	6	2	Appalachian State	6	2	
W			L	W	L	Chattanooga	6	2	Wofford	6	2
						2025	CONF	OVERALL	W	L	W
2027			CONF	OVERALL	Wofford	6	2	Georgia Southern	6	2	
					The Citadel	6	2	Appalachian State	6	2	
		W	L	W	L	Furman	6	2	Wofford	6	2
						2026	CONF	OVERALL	W	L	W
		2028	CONF	OVERALL	Wofford	6	2	Georgia Southern	6	2	
					The Citadel	6	2	Appalachian State	6	2	
	W		L	W	L	Chattanooga	6	2	Wofford	6	2
						2027	CONF	OVERALL	W	L	W
	2029		CONF	OVERALL	Wofford	6	2	Georgia Southern	6	2	
					The Citadel	6	2	Appalachian State	6	2	
W			L	W	L	Furman	6	2	Wofford	6	2
						2028	CONF	OVERALL	W	L	W
2030			CONF	OVERALL	Wofford	6	2	Georgia Southern	6	2	
					The Citadel	6	2	Appalachian State	6	2	
		W	L	W	L	Chattanooga	6	2	Wofford	6	2
						2029	CONF	OVERALL	W	L	W



SOCON FOOTBALL CHAMPIONS

#SoConFB

Year	School	W	L	T	Pct.
1933	Duke	4	0	0	1.000
1934	Washington & Lee	4	0	0	1.000
1935	Duke	5	0	0	1.000
1936	Duke	7	0	0	1.000
1937	Maryland	2	0	0	1.000
1938	Duke	5	0	0	1.000
1939	Duke	5	0	0	1.000
1940	Clemson	4	0	0	1.000
1941	Duke	5	0	0	1.000
1942	William & Mary	4	0	0	1.000
1943	Duke	4	0	0	1.000
1944	Duke	4	0	0	1.000
1945	Duke	4	0	0	1.000
1946	North Carolina	4	0	1	.900
1947	William & Mary	7	1	0	.875
1948	Clemson	5	0	0	1.000
1949	North Carolina	5	0	0	1.000
1950	Washington & Lee	6	0	0	1.000
1951	Maryland	5	0	0	1.000
	VMI	5	0	0	1.000
1952	Duke	5	0	0	1.000
1953	West Virginia	4	0	0	1.000
1954	West Virginia	3	0	0	1.000
1955	West Virginia	4	0	0	1.000
1956	West Virginia	5	0	0	1.000
1957	VMI	6	0	0	1.000
1958	West Virginia	4	0	0	1.000
1959	VMI	6	0	1	.929
1960	VMI	4	1	0	.800
1961	The Citadel	5	1	0	.833
1962	VMI	6	0	0	1.000
1963	Virginia Tech	5	0	0	1.000
1964	West Virginia	5	0	0	1.000
1965	West Virginia	4	0	0	1.000
1966	East Carolina	4	1	1	.750
	William & Mary	4	1	1	.750
1967	West Virginia	4	0	1	.900
1968	Richmond	6	0	0	1.000
1969	Davidson	5	1	0	.833
	Richmond	5	1	0	.833
1970	William & Mary	3	1	0	.750
1971	Richmond	5	1	0	.833
1972	East Carolina	7	0	0	1.000
1973	East Carolina	7	0	0	1.000
1974	VMI	5	1	0	.833
1975	Richmond	5	1	0	.833
1976	East Carolina	4	1	0	.800
1977	Chattanooga	4	1	0	.800
	VMI	4	1	0	.800
1978	Furman	4	1	0	.800
	Chattanooga	4	1	0	.800
1979	Chattanooga	5	1	0	.833
1980	Furman	7	0	0	1.000
1981	Furman	5	2	0	.714
1982	Furman	6	1	0	.857
1983	Furman	6	0	1	.929
1984	Chattanooga	5	1	0	.833
1985	Furman	6	0	0	1.000
1986	Appalachian State	6	0	1	.929
1987	Appalachian State	7	0	0	1.000
1988	Furman	6	1	0	.857
	Marshall	6	1	0	.857
1989	Furman	7	0	0	1.000
1990	Furman	6	1	0	.857
1991	Appalachian State	6	1	0	.857
1992	The Citadel	6	1	0	.857
1993	Georgia Southern	7	1	0	.875
1994	Marshall	7	1	0	.875

Year	School	W	L	T	Pct.
1995	Appalachian State	8	0	0	1.000
1996	Marshall	8	0	0	1.000
1997	Georgia Southern	7	1	0	.875
1998	Georgia Southern	8	0	0	1.000
1999	Appalachian State	7	1	0	.875
	Furman	7	1	0	.875
	Georgia Southern	7	1	0	.875
2000	Georgia Southern	7	1	0	.875
2001	Furman	7	1	0	.875
	Georgia Southern	7	1	0	.875
2002	Georgia Southern	7	1	0	.875
2003	Wofford	8	0	0	1.000
2004	Furman	6	1	0	.857
	Georgia Southern	6	1	0	.857
2005	Appalachian State	6	1	0	.857
2006	Appalachian State	7	0	0	1.000
2007	Appalachian State	5	2	0	.714
	Wofford	5	2	0	.714
2008	Appalachian State	8	0	0	1.000
2009	Appalachian State	8	0	0	1.000
2010	Appalachian State	7	1	0	.875
	Wofford	7	1	0	.875
2011	Georgia Southern	7	1	0	.875
2012	Appalachian State	6	2	0	.750
	Georgia Southern	6	2	0	.750
	Wofford	6	2	0	.750
2013	Furman	6	2	0	.750
	Samford*	6	2	0	.750
	Chattanooga	6	2	0	.750
2014	Chattanooga	7	0	0	1.000
2015	The Citadel	6	1	0	.857
	Chattanooga	6	1	0	.857
2016	The Citadel	8	0	0	1.000
2017	Wofford	7	1	0	.875
2018	ETSU	6	2	0	.750
	Furman	6	2	0	.750
	Wofford	6	2	0	.750
2019	Wofford	7	1	0	.875
2020-21	VMI	6	1	0	.857

* vacated in summer of 2016

All-time Southern Conference championships

Total	O/S	School
14	7/7	Furman
12	8/4	Appalachian State
10	10/0	Duke
10	6/4	Georgia Southern
8	6/2	VMI
8	8/0	West Virginia
7	3/4	Chattanooga
7	3/4	Wofford
4	3/1	The Citadel
4	3/1	East Carolina
4	3/1	Richmond
4	3/1	William & Mary
3	2/1	Marshall
2	2/0	Clemson
2	1/1	Maryland
2	2/0	North Carolina
2	2/0	Washington & Lee
1	0/1	Davidson
1	0/1	ETSU
1*	0/1	Samford
1	1/0	Virginia Tech

O/S = outright/shared

* 2013 shared title vacated in summer of 2016