

SOUTHERN CONFERENCE FOOTBALL



2019 MEDIA GUIDE

2018 SOCON SUPERLATIVES



Devlin Hodges, Samford
Walter Payton Award
FCS ADA Offensive Player of the Year
Consensus All-American
SoCon Offensive Player of the Year
FCS career leader in passing yards (14,584)



Randy Sanders, ETSU
SoCon Coach of the Year



Quay Holmes, ETSU
SoCon Freshman of the Year



Isaiah Mack, Chattanooga
Consensus All-American
SoCon Defensive Player of the Year



Kelvin McKnight, Samford
Consensus All-American



Matt Pyke, ETSU
Consensus All-American
SoCon Jacobs Blocking Award

2019 Southern Conference Football Media Guide

On the inside

2019 composite schedule	2
The Southern Conference	
Southern Conference history	4-8
Southern Conference principles	9
Southern Conference Hall of Fame	10-11
Commissioner Jim Schaus	12
Southern Conference staff	13
Southern Conference media relations	14
Southern Conference teams	
The Citadel	16-23
ETSU	24-31
Furman	32-39
Mercer	40-45
Samford	46-53
Chattanooga	54-61
VMI	62-69
Western Carolina	70-77
Wofford	78-85
2018 year-in-review	
Final standings	86
Polls	87
Honors and awards	88-89
Individual leaders	90-91
Team statistics	92-93
Individual superlatives	94-95
Team superlatives	96
Records and awards	
All-time team records	97
Coaching records	98
NFL Draftees	99-102
NCAA statistics champions	103
Overtime history	104
Final national polls	105-108
Annual award winners	109-111
National and regional honors	112-113
All-Americans	114-115
All-conference selections	116-122
Players of the Week	123-128
Players of the Month	129
All-Academic selections	130-132
FBS wins	133
Individual records	134-146
Team records	147-149
Annual individual leaders	150-153
Annual team leaders	154-157
FCS Playoff history	158-160
FCS national champions	161-164
FCS Playoff individual records	165
FCS Playoff team records	166
Pre-FCS history	167
Yearly standings	168-171
Southern Conference champions	172

Credits

Editor: Phil Perry
Design: Phil Perry
Cover: Haley Shotwell
Editorial Assistance: Jason Yaman, John Iamarino, Hannah Bradley and the SoCon football SIDs.

The Southern Conference

702 N. Pine Street
 Spartanburg, S.C. 29303

Phone: 864-591-5100
 Fax: 864-591-3448
 Website: www.SoConSports.com

Conference staff

Jim Schaus Commissioner
Geoff Cabe Senior Associate Commissioner
Sue Arakas Associate Commissioner
Doug King Associate Commissioner for Compliance
Jason Yaman Associate Commissioner
Phil Perry Assistant Commissioner for Media Relations
Paul Lollis Assistant Commissioner for Video Productions
Stanley Broaden Director of Championships
Haley Shotwell Director of Creative Services
Hannah Bradley Assistant Director of Media Relations
Neili Akridge Executive Assistant to the Commissioner
Eynde Frazier Championships Assistant
Sara Yang External Operations Assistant
Jon Perdue Media Relations Assistant
Jack Childress Coordinator of Officials

Southern Conference Officers

President: Dr. Jeffrey Hugdahl, Mercer University
 Vice President: Dr. David Wyrick, University of North Carolina at Greensboro





COMPOSITE SCHEDULE

Aug. 24 (Saturday)

Samford vs. Youngstown State ESPN 3 p.m.
(Guardian Credit Union FCS Kickoff; Montgomery, Ala.)

Aug. 29 (Thursday)

Eastern Illinois at Chattanooga ESPN3/+ 7 p.m.

Aug. 31 (Saturday)

Charleston Southern at Furman ESPN3/+ 1 p.m.
Towson at The Citadel ESPN3/+ 3 p.m.
ETSU at Appalachian State ESPN+ 3:30 p.m.
*Mercer at Western Carolina Nexstar/ESPN3/+ 6 p.m.
Wofford at South Carolina State 6 p.m.
VMI at Marshall Stadium 6:30 p.m.
Samford at Tennessee Tech ESPN+ 7 p.m.

Sept. 7 (Saturday)

Western Carolina at NC State ACC RSN 12:30 p.m.
Mars Hill at VMI Nexstar/ESPN3/+ 1:30 p.m.
The Citadel at Elon 2 p.m.
Chattanooga at Jacksonville State ESPN+ 7 p.m.
Furman at Georgia State ESPN3 7 p.m.
Shorter at ETSU ESPN3/+ 7:30 p.m.

Sept. 14 (Saturday)

Austin Peay at Mercer ESPN3/+ TBA
Furman at Virginia Tech ACC Network 12 p.m.
Chattanooga at Tennessee 12 p.m.
The Citadel at Georgia Tech ACC RSN 12:30 p.m.
North Greenville at Western Carolina ESPN3/+ 3:30 p.m.
*Samford at Wofford Nexstar/ESPN3/+ 6 p.m.
*VMI at ETSU ESPN3/+ 7:30 p.m.

Sept. 21 (Saturday)

Alabama A&M at Samford ESPN3/+ TBA
*Mercer at Furman Nexstar/ESPN3/+ 1 p.m.
Robert Morris at VMI ESPN3/+ 1:30 p.m.
James Madison at Chattanooga ESPN3/+ 4 p.m.
Charleston Southern at The Citadel ESPN3/+ 6 p.m.
Gardner-Webb at Wofford ESPN3/+ 6 p.m.
Austin Peay at ETSU ESPN3/+ 7:30 p.m.

Sept. 28 (Saturday)

*The Citadel at Samford ESPN3/+ TBA
Campbell at Mercer ESPN3/+ TBA
*ETSU at Furman Nexstar/ESPN3/+ 1 p.m.
*Wofford at VMI ESPN3/+ 1:30 p.m.
*Western Carolina at Chattanooga ESPN3/+ 4 p.m.

Oct. 5 (Saturday)

*Chattanooga at Mercer ESPN3/+ TBA
*Furman at Samford ESPN3/+ TBA
*VMI at The Citadel Nexstar/ESPN3/+ 2 p.m.
Gardner-Webb at Western Carolina ESPN3/+ 3:30 p.m.
*Wofford at ETSU ESPN3/+ 3:30 p.m.

Oct. 12 (Saturday)

*Samford at VMI Nexstar/ESPN3/+ 1:30 p.m.
*Western Carolina at The Citadel ESPN3/+ 2 p.m.

Oct. 17 (Thursday)

*ETSU at Chattanooga ESPN3/+ 7 p.m.

Oct. 19 (Saturday)

*VMI at Mercer ESPN3/+ TBA
*The Citadel at Furman ESPN3/+ 1 p.m.
*Western Carolina at Wofford Nexstar/ESPN3/+ 1:30 p.m.

Oct. 26 (Saturday)

*ETSU at Samford ESPN3/+ TBA
*Chattanooga at Wofford Nexstar/ESPN3/+ 1:30 p.m.
*Mercer at The Citadel ESPN3/+ 2 p.m.
*Furman at Western Carolina ESPN3/+ 3:30 p.m.

Nov. 2 (Saturday)

*Samford at Mercer ESPN3/+ TBA
Wofford at Clemson TBA
*Western Carolina at VMI ESPN3/+ 1:30 p.m.
*Furman at Chattanooga ESPN3/+ 2 p.m.
*The Citadel at ETSU Nexstar/ESPN3/+ 3:30 p.m.

Nov. 9 (Saturday)

*Wofford at Mercer ESPN3/+ TBA
*Chattanooga at Samford ESPN3/+ TBA
*VMI at Furman ESPN3/+ 1 p.m.
*ETSU at Western Carolina Nexstar/ESPN3/+ 3:30 p.m.

Nov. 16 (Saturday)

VMI at Army West Point CBS Sports Network 12 p.m.
*Mercer at ETSU ESPN3/+ 1 p.m.
*Furman at Wofford Nexstar/ESPN3/+ 1:30 p.m.
*The Citadel at Chattanooga ESPN3/+ 2 p.m.
*Samford at Western Carolina ESPN3/+ 2 p.m.

Nov. 23 (Saturday)

Mercer at North Carolina TBA
Western Carolina at Alabama TBA
ETSU at Vanderbilt TBA
Samford at Auburn TBA
*Wofford at The Citadel ESPN3/+ 12 p.m.
Point at Furman ESPN3/+ 1 p.m.
*Chattanooga at VMI Nexstar/ESPN3/+ 1:30 p.m.

Nov. 30 (Saturday)

NCAA FCS Playoffs (Opening Round)

Dec. 7 (Saturday)

NCAA FCS Playoffs (First Round)

Dec. 13 and 14 (Friday, Saturday)

NCAA FCS Playoffs (Quarterfinals)

Dec. 20 and 21 (Friday, Saturday)

NCAA FCS Playoffs (Semifinals)

Jan. 11 (Saturday)

NCAA FCS Playoffs (Championship)

* Southern Conference game
ALL TIMES EASTERN





ADIDAS.COM



SOUTHERN CONFERENCE HISTORY

The Southern Conference

The Southern Conference, which is in its 99th season of intercollegiate competition in 2019-20, is a national leader in emphasizing the development of the student-athlete and in helping to build lifelong leaders and role models.

The Southern Conference has been on the forefront of innovation and originality in developing creative solutions to address issues facing intercollegiate athletics. From establishing the first postseason college basketball tournament (1921), to tackling the issue of freshman eligibility (1922), to developing women's championships (1984), to becoming the first conference to install the 3-point goal in basketball (1980), the Southern Conference has been a pioneer.

The Southern Conference is the nation's fifth-oldest NCAA Division I collegiate athletic association. Only the Big Ten (1896), the Missouri Valley (1907), the Pac-12 (1915) and the Southwestern Athletic (1920) conferences are older in terms of origination.

Academic excellence has been a major part of the Southern Conference's tradition. Hundreds of Southern Conference student-athletes have been recognized on CoSIDA Academic All-America and all-district teams. A total of 20 Rhodes Scholarship winners have been selected from conference institutions, most recently in 2012-13, when former Wofford volleyball player Rachel Woodlee earned the prestigious award.

The conference currently consists of 10 members in six states throughout the Southeast and sponsors 22 varsity sports and championships that produce participants for NCAA Division I Championships. The league added rifle, becoming just the second Division I conference to sponsor the sport, in 2016-17, and added women's lacrosse for the 2017-18 campaign.

The Southern Conference offices are located in the historic Beaumont Mill in Spartanburg, South Carolina. A textile mill that was in operation from 1880 until 1999, Beaumont Mill was renovated in 2004 and today offers the league first-class meeting areas and offices as well as a spacious library for storage of the conference's historical documents.

Membership history

On Feb. 25, 1921, representatives from 14 of the Southern Intercollegiate Athletic Association's (SIAA) 30 members met at Atlanta's Piedmont Hotel to establish the Southern Intercollegiate Conference. On hand at the inaugural meeting were officials from Alabama, Alabama Polytechnic Institute (Auburn), Clemson, Georgia, Georgia School of Technology (Georgia Tech), Kentucky, Maryland, Mississippi A&M (Mississippi State), North Carolina, North Carolina State, Tennessee, Virginia, Virginia Polytechnic Institute (Virginia Tech) and Washington & Lee.

Dr. S.V. Sanford of Georgia was chosen as acting chairman and N.W. Dougherty of Tennessee was named secretary. The decision to form a new athletic conference was motivated by the desire to have a workable number of conference games for each league member. With 30 schools in the SIAA by the early 1920s, it was impossible to play every school at least once during the regular season and many schools went several years between playing some conference members. In addition, in 1920, the SIAA voted down proposed rules that an athlete must be in a college a year before playing on its teams and refused to abolish a rule permitting athletes to play summer baseball for money.

Play began in the fall of 1921, and a year later, six more schools joined the fledgling league, including Tulane (which had attended the inaugural meeting but had elected not to join), Florida, Louisiana (LSU), Mississippi, South Carolina and Vanderbilt. VMI joined in 1923 and Duke was added in 1929.

By the 1930s, membership in the Southern Conference had reached 23 schools. C.P. "Sally" Miles of Virginia Tech, president of the Southern Conference, called the annual league meeting to order on Dec. 9, 1932, at the Farragut Hotel in Knoxville, Tennessee. There, it announced that 13 institutions west and south of the Appalachian Mountains were reorganizing as the Southeastern Conference. Members of the new league included Alabama, Alabama Polytechnic Institute, Florida, Georgia, Georgia School of Technology, Kentucky, Louisiana, Mississippi, Mississippi A&M, University of the South, Tennessee, Tulane and Vanderbilt.

According to the minutes of the meeting, Georgia's Dr. Sanford stated that the division was made along geographical lines. Florida's Dr. J.J. Tigert, acting as spokesman for the withdrawing group, regretted the move but believed it was necessary as the Southern Conference had grown too large. The resignations were accepted and the withdrawing schools formed the new league, which began play in 1933.

The Southern Conference continued with membership of 10 institutions, including Clemson, Duke, Maryland, North Carolina, North Carolina State, South Carolina, Virginia, VMI, Virginia Tech and Washington & Lee.

The second major shift occurred some 20 years later. By 1952, the Southern Conference included 17 colleges and universities. Another split occurred when seven schools – Clemson, Duke, Maryland, North Carolina, North Carolina State, South Carolina and Wake Forest – departed to form the Atlantic Coast Conference, which began play in 1953. The revamped Southern Conference included members The Citadel, Davidson, Furman, George Washington, Richmond, VMI, Virginia Tech, Washington & Lee, West Virginia and William & Mary.

A third major shift occurred in 2012-13, when five members announced their departures and three schools were added. College of Charleston announced its decision to leave for the Colonial Athletic Association following the 2012-13 season, while Appalachian State (Sun Belt), Davidson (Atlantic 10), Elon (Colonial) and Georgia Southern (Sun Belt) announced they would depart following the 2013-14 campaign. At the Southern Conference's 2013 spring meetings in Hilton Head Island, South

Carolina, the league officially extended invitations to former members ETSU and VMI, as well as Mercer, to join the league for the 2014-15 academic year.

Today, the league continues to thrive with a membership that includes 10 institutions and a footprint that spans six states: Alabama, Georgia, North Carolina, South Carolina, Tennessee and Virginia. Current league members are The Citadel, ETSU, Furman, Mercer, UNCG, Samford, Chattanooga, VMI, Western Carolina and Wofford.

Leadership

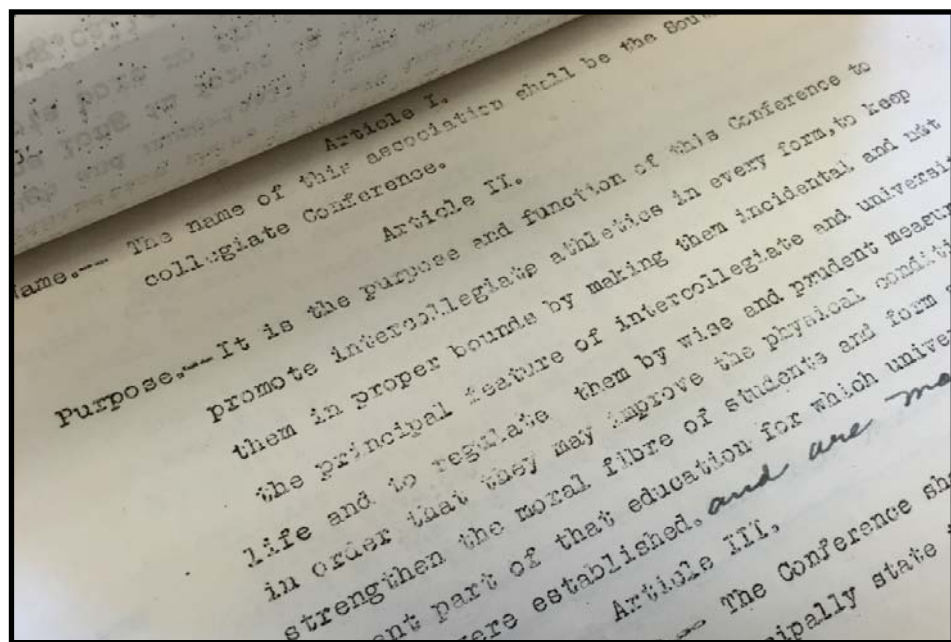
Jim Schaus began his tenure as the ninth commissioner in league history on July 1, 2019. Schaus came to the SoCon after an 11-year run as the director of athletics at Ohio University, where he led the Bobcats to unprecedented levels of success in athletics and academics.

Schaus, who boasts more than 30 years of experience in athletics administration, has a familial connection to the Southern Conference, as his father, former Los Angeles Lakers coach Fred Schaus, was the men's basketball coach at West Virginia from 1954-60, earning SoCon Coach of the Year honors four times in that six-year span and still ranking in the top 20 in career wins by a league coach.

Schaus replaced former commissioner John Iamarino, who concluded his 13-year tenure at the Southern Conference in the summer of 2019. Throughout his tenure, Iamarino promoted the Southern Conference through an ambitious agenda that improved championships, upgraded compliance-related matters, launched the conference's Hall of Fame, created the SoCon Academic Exchange and increased the marketing and brand awareness of the conference and its member institutions. He also guided the league through membership changes that ensured the Southern Conference's future viability and stability with the additions of ETSU, Mercer and VMI.

Iamarino spearheaded the effort to create the SoCon Digital Network, which launched in the fall of 2014, and the league-wide plan to have all 10 member institutions capable of producing broadcast-quality content by 2017.

Iamarino also orchestrated the addition of three



The original Southern Conference constitution, drawn up in 1921, is housed in the archives at the league office in Spartanburg, S.C.

#SoConFB

SOUTHERN CONFERENCE HISTORY



The 2014 addition of VMI in Lexington, Va., extended the Southern Conference's reach to six states across the Southeast.

sports in a four-year span, starting with men's lacrosse in 2014-15. Rifle was added in 2016-17, and women's lacrosse became the SoCon's 22nd varsity sport in 2017-18. The addition of those three sports attracted a combined 11 associate members, while a 12th, Belmont, was added for men's soccer beginning in 2018.

The Southern Conference named its first commissioner in December 1950. Duke's Wallace Wade made the transition from Blue Devil football coach to athletics administration as the first person at the helm of the conference.

Lloyd Jordan replaced Wade as the commissioner in 1960 and served a 14-year term until Ken Germann became the league head in 1974. Germann was the commissioner for 13 years and orchestrated the league's expansion to include women's athletics. In 1987, he was succeeded by Dave Hart, who oversaw the transfer of the league office from Charlotte, North Carolina, to Asheville, North Carolina.

Wright Waters succeeded Hart upon his retirement in 1991. Under Waters' leadership, the Southern Conference expanded to 12 members, added three women's sports and posted record revenue from the basketball tournament. Waters was followed by Alfred B. White in 1998. White, a veteran member of the NCAA office, introduced the current conference logo and elevated the conference's commitment to marketing and development of corporate partners.

Danny Morrison, who would go on to be president of the Carolina Panthers, headed the conference from 2001-05 and orchestrated the league's move from Asheville to Spartanburg. Under Morrison's leadership, the conference increased its marketing and promotional efforts.

Championship history

The first Southern Conference Championship held after the formation of the league was the basketball tournament in Atlanta in 1922. The North Carolina Tar Heels won the tournament to become the first recognized league champion in any sport. The Southern Conference tournament remains the oldest of its kind in college basketball.

Commissioner Germann spearheaded the Southern Conference's expansion to include women's athletics during the 1983-84 season. That year, league women's championships were held in volleyball, basketball and tennis. Cross country joined the mix in 1985, outdoor track and field was added in 1987 and indoor and track and field followed in 1988. The conference instituted golf and softball championships in the spring of 1994 and added soccer in the fall of that year. Women's lacrosse crowned its first champion in May 2018.

The Germann Cup, named in honor of the former commissioner, annually recognizes the top women's athletics programs in the conference. From their humble beginnings, women's athletics have become an integral part of the Southern Conference and its success.

The Southern Conference declares champions in 11 men's sports – football, soccer, cross country, basketball, indoor track and field, outdoor track and field, wrestling, baseball, lacrosse, tennis and golf – and 10 women's sports – soccer, volleyball, cross country, basketball, indoor track and field, outdoor track and field, tennis, golf, women's lacrosse and softball. Rifle is a mixed sport.

Football

The Southern Conference has also excelled as the premier Football Championship Subdivision (FCS) conference. Former Southern Conference member Appalachian State won the three consecutive FCS titles from 2005-07, becoming the first team to do so. The league boasts more than 250 players who have garnered All-America recognition and numerous national player or coach of the year awards. The conference had at least one team in the top 10 of the final FCS poll for 28 consecutive years (1985-2012), with at least two teams finishing in the final poll in every season from 1982-2013. Wofford, which was finished in the top 20 in each of the last three seasons, was joined in the final polls in 2018 by ETSU, which earned its first FCS playoff berth since 1996. The Citadel, Chattanooga, Samford and Wofford each finished in the top 25 in 2016, giving the league four in the final poll for the first time since 2007.

SoCon members

- Alabama (1921-1932)
- Appalachian State (1971-2014)
- Auburn (1921-1932)
- College of Charleston (1998-2013)
- The Citadel (1936-present)**
- Clemson (1921-1953)
- Davidson (1936-1988, 1992-2014)
- Duke (1929-1953)
- East Carolina (1964-1977)
- ETSU (1978-2005, 2014-present)**
- Elon (2003-2014)
- Florida (1922-1932)
- Furman (1936-present)**
- George Washington (1941-1970)
- Georgia (1921-1932)
- Georgia Southern (1991-2014)
- Georgia Tech (1921-1932)
- Kentucky (1921-1932)
- Louisiana State (1922-1932)
- Marshall (1976-1997)
- Maryland (1921-1953)
- Mercer (2014-present)**
- Mississippi (1922-1932)
- Mississippi State (1921-1932)
- North Carolina (1921-1953)
- UNCG (1997-present)**
- NC State (1921-1953)
- Richmond (1936-1976)
- Samford (2008-present)**
- South Carolina (1922-1953)
- Tennessee (1921-1932)
- Chattanooga (1976-present)**
- Tulane (1922-1932)
- University of the South (1924-1932)
- Vanderbilt (1922-1932)
- Virginia (1921-1937)
- VMI (1923-2003, 2014-present)**
- Virginia Tech (1921-1965)
- Wake Forest (1936-1953)
- Washington & Lee (1921-1958)
- West Virginia (1950-1968)
- Western Carolina (1976-present)**
- William & Mary (1936-1977)
- Wofford (1997-present)**

Bold indicates current SoCon member.

The conference has placed multiple representatives in the FCS Playoffs in 30 of 35 seasons, with 16 championship game appearances and eight national titles. The Southern Conference has had at least one team reach the semifinals in 12 of the last 20 years and in 18 of the last 27 seasons.

In 2007, Appalachian State became the first FCS team to defeat a nationally ranked Football Bowl Subdivision (FBS) team, when the Mountaineers defeated No. 5 Michigan, 34-32, on Sept. 1 before a sellout crowd at Michigan Stadium. Georgia Southern, in its final game as a member of the Southern Conference, downed the SEC's Florida in Gainesville. The league picked up two wins over FBS teams in 2015, with Furman downing UCF and The Citadel stunning South Carolina.

Prior to the conference's reclassification in 1981, Southern Conference football teams appeared in a total of 36 bowl games, posting a record of 16-18-2. From 1925-30, league schools won five football national championships in a six-year span. There are



SOUTHERN CONFERENCE HISTORY

nearly 60 former Southern Conference players and coaches in the College Football Hall of Fame. One of the most recognizable of these names is former North Carolina running back Charlie "Choo Choo" Justice, who helped guide North Carolina to three bowl appearances. He was a first-team All-America selection and the Heisman Trophy runner-up in 1948 and 1949. In 1949, Justice earned first-team all-conference honors for the fourth consecutive season, becoming the first player in league history to achieve that feat. He was a member of the league's inaugural Hall of Fame Class in 2009.

Another of the league's football products that made it to the College Football Hall of Fame is Sam Huff of West Virginia. Huff was a three-year starter on both the offensive and defensive lines for the Mountaineers. In 1955, Huff earned first-team All-America honors on the field and was a first-team Academic All-American for his work in the classroom. He played 12 seasons in the National Football League for the New York Giants and the Washington Redskins. Also a member of the conference's first Hall of Fame class, he was a five-time All-Pro linebacker and is also a member of the Pro Football Hall of Fame.

Former Appalachian State coach Jerry Moore was enshrined in the College Football Hall of Fame in December 2014. The winningest coach in Appalachian State and Southern Conference history, Moore compiled a 215-87 record in his 24 seasons at Appalachian State (1989-2012), including 10 SoCon championships, 18 postseason appearances and an unprecedented three straight NCAA Division I FCS/II-AA national titles (2005-07).

In 1999, Georgia Southern's Adrian Peterson captured the Walter Payton Award, presented annually to the Football Championship Subdivision's most outstanding offensive player. Peterson, a four-time All-American who finished his career as the NCAA Division I leader in rushing yards with 6,559, was inducted into the College Football Hall of Fame in December 2017.

The league saw a pair of former players enter the Pro Football Hall of Fame in 2018, as former Chattanooga standout Terrell Owens and Marshall star Randy Moss, who enjoyed a record-breaking freshman year in the SoCon, earned the nod.



Former Chattanooga star Terrell Owens entered the Pro Football Hall of Fame in 2018. Owens returned to his alma mater to deliver his induction speech from the Mocs' McKenzie Arena.

Furman's Louis Ivory earned the Walter Payton Award in 2000, Georgia Southern's Jayson Foster was presented with the 2007 trophy and most recently, Appalachian State's record-setting quarterback Armanti Edwards became the first two-time winner in Payton Award history after claiming the honors in 2008 and 2009.

Record-breaking quarterback Devlin Hodges of Samford became the Southern Conference's most recent Walter Payton Award winner in 2018, when the senior was also named the FCS ADA Offensive Player of the Year. The consensus All-American,

who led the FCS in passing yards and completion percentage that season, wrapped up his career with FCS records for passing yardage (14,584), pass attempts and completions.


Appalachian State's Dexter Coakley was a three-time all-conference selection and consensus All-American in 1994, '95 and '96 before going on to stardom with the Dallas Cowboys. Coakley won a pair of Buck Buchanan Awards, given to Football Championship Subdivision's top defensive player each year. Western Carolina's David Patten and Appalachian State's Matt Stevens were both members of the New England Patriots' Super Bowl champion team in 2002 and Patten also earned Super Bowl rings with the Patriots in 2004 and '05. Appalachian State's Daniel Kilgore appeared in Super Bowl XLVII for the San Francisco 49ers in 2013. Western Carolina's Keion Crossen and Chattanooga's Keionta Davis were teammates for the Super-Bowl winning Patriots in 2018.

Basketball

Men's basketball was the first sport in which the conference held a championship. The league tournament is the nation's oldest, with the inaugural championship after the formation of the league held at Atlanta's City Auditorium in 1922 and won by North Carolina.

Not only was the Southern Conference tournament the first of its kind, but the league also helped change the face of college basketball. In 1980, the league began a season-long experiment with a 22-foot 3-point field goal with the approval of the NCAA Rules Committee. Ronnie Carr of Western Carolina made the first 3-point field goal in college basketball history in a game against Middle Tennessee State on Nov. 29, 1980.

Another college basketball tradition that originated in the Southern Conference is the traditional cutting of the nets by the winning team in important tournaments. According to USA Today, the practice of net-cutting originated in 1947 with NC State head coach Everett Case. As a first-year head coach, Case led the Wolfpack to the Southern Conference



The Atlanta Memorial Auditorium was the site for the first Southern Conference Basketball Championship in 1921. The SoCon basketball tournament is the longest-running of its kind in college basketball history.

#SoConFB

tournament title. Case celebrated by claiming the nets as souvenirs to commemorate the event.

Basketball coaching legend Red Auerbach gave credit to former George Washington coach Bill Reinhart, who coached in the conference for nearly 30 years, as one of the originators of the modern fast-break.

West Virginia's 10 tournament championships rank as the second-most in league history behind Davidson's 12. The Mountaineers were led by the incomparable Jerry West from 1958 through 1960. West, a two-time All-America selection, spurred West Virginia to the Final Four in 1959. The Mountaineers lost in the championship game that season to California, 71-70, but West earned Final Four Most Valuable Player honors. West was a three-time Southern Conference tournament MVP, a two-time league regular-season MVP, and was twice named the conference's Athlete of the Year. He went on to a spectacular career with the Los Angeles Lakers of the National Basketball Association and was inducted into the Naismith Memorial Basketball Hall of Fame in 1979. He was a 14-time NBA All-Star while with the Lakers. It is West's silhouette that comprises the NBA's globally recognized logo.

Frank Selvy set the NCAA record for points in a game while at Furman. On Feb. 13, 1954, the senior scored 100 points in a game against Newberry, a record that still stands. Selvy was the Southern Conference Most Valuable Player in 1953 and 1954 and the league's Athlete of the Year in 1954. He went on to a 10-year career in the NBA. Selvy and his former Lakers teammate West were both enshrined in the league's Hall of Fame in 2009.

Rod Hundley was another West Virginia star during the 1950s. "Hot Rod" made a name for himself as one of the most spectacular players to tour the league during his era. Hundley averaged 24.5 points per game in his three seasons as a Mountaineer and was an all-conference and all-tournament performer in each of those three years. He was the Southern Conference Most Valuable Player and Athlete of the Year as a senior in 1957. He was the first player selected in the 1957 NBA draft and enjoyed a six-year career in that league.

ETSU's Keith "Mister" Jennings made his mark on the college basketball world in the early 1990s. Despite standing less than 6 feet tall, Jennings was a two-time all-conference choice and the league's Player of the Year and Athlete of the Year in 1991. Jennings played with the Golden State Warriors of the NBA and was inducted into the SoCon Hall of Fame in 2016.

Besides West Virginia's team in 1959, the Southern Conference has been represented in the Final Four on two other occasions. North Carolina advanced to the NCAA championship game in 1943 before falling 43-40 to Oklahoma State. NC State finished third in the tournament in 1950.

Davidson continued the record of success by advancing to the NCAA tournament's Elite Eight in 2008 as coach Bob McKillop's Wildcats came within a basket of making the Final Four behind the play of sophomore guard Stephen Curry. Curry, a two-time SoCon Male Athlete of the Year winner, led the nation in scoring as a junior at 28.6 points per game and has gone on to star for the NBA's Golden State Warriors, earning league MVP honors twice and leading the Warriors to NBA titles in 2015, 2017 and 2018. He was also inducted into the SoCon Hall of Fame in 2016.

The Southern Conference was back in the national spotlight in 2018-19, with Furman and Wofford both spending time in the national rankings to give the league multiple ranked teams in the same season for the first time since 1960. Both squads earned their first-ever rankings from the Associated Press that

season, with the Terriers riding a 20-game winning streak into the NCAA tournament before picking up a first-round win over Seton Hall, their first in school history in NCAA postseason play.

Women's basketball competition began in the Southern Conference in 1983-84 with seven teams. In the sport's history, eight schools have won the league's tournament at least once, with Chattanooga winning 18 and Appalachian State owning six titles. UNCG won the 1998 tournament as head coach Lynne Agee became the first coach to take a team to the NCAA tournament in all three divisions – I, II and III. In 2001, Chattanooga head coach Wes Moore became the first coach in NCAA history to take three different teams to the NCAA tournament in all three divisions. After Moore's departure to helm NC State following the 2012-13 season, Chattanooga hired coach Jim Foster, who was inducted into the Women's Basketball Hall of Fame in June 2013.

Since 1984, 10 different teams have claimed at least a share of the regular-season crown. Chattanooga has the most overall titles with 21, eight of them shared. Chattanooga also owns the most outright championships with 13. In 2018, Mercer guard Kahliia Lawrence became the only player in SoCon history to win the Player of the Year award three times. Only six others have done it twice: ETSU's DeShawne Blocker (1993 and 1995), Furman's Jackie Smith (1998 and 1999), Chattanooga's Damita Bullock (2000 and 2001), Alex Anderson (2007 and 2008) and Shanara Hollinquest (2009 and 2010) and Davidson's Sophia Aleksandravicius (2012 and 2013).

Other sports

In baseball, Wake Forest advanced to the championship game of the NCAA College World Series in 1949. The Citadel made history in 1990 by becoming the first military school to make an appearance at the College World Series. The Bulldogs were joined that season at the College World Series by future conference member Georgia Southern.

One of the Southern Conference's more famous baseball alums is Duke's Dick Groat. The Blue Devil shortstop, who was also a basketball standout, was the conference's Athlete of the Year in 1951 and 1952. He went on to a 14-year career in the major leagues and was named the National League MVP in 1960 after leading the league with a .325 batting average for the World Series champion Pittsburgh Pirates.

Among Southern Conference alums to grace Major League Baseball fields have been Atlee Hammaker (ETSU), Jeff Montgomery (Marshall) and Mike Ramsey (Appalachian State). Other SoCon players to go on to play in the major leagues include third baseman Dallas McPherson (The Citadel), who played for the Anaheim/Los Angeles Angels, the Florida Marlins and the Chicago White Sox; pitchers Britt Reames (The Citadel) and Ryan Glynn (VMI), who both pitched with the Oakland A's in 2005; Furman's Tom Mastny, a pitcher with the Cleveland Indians (2007); College of Charleston's Graham Godfrey, who pitched for Oakland in 2011 and 2012; Georgia Southern's Everett Teaford, a pitcher with Kansas City from 2011-13; The Citadel's Chris McGuiness, who made his MLB debut with the Texas Rangers in 2013; and Western Carolina's Jared Burton, who played for Cincinnati and Minnesota in a career that spanned seven years (2007-14). The Catamounts' Tyler White, who made his MLB debut with the Houston Astros in April 2016, earned a World Series ring in 2017.

Several SoCon alumni have played in the majors in the last four seasons, including College of Charleston's Brett Gardner, who earned a World Series ring with the New York Yankees in 2009, and Michael Kohn (Atlanta Braves); The Citadel's Asher Wojciechowski (Houston Astros); Western Carolina right-handed pitcher Greg Holland (Washington Nationals), a three-time All-Star who helped the

Kansas City Royals to the 2014 AL pennant and their first World Series appearance since 1985, saving Game 3; and Wofford's John Cornely, who debuted with the Atlanta Braves in April 2015. Three SoCon alums made their debuts in 2017: Samford's Phillip Ervin with the Cincinnati Reds, UNCG's Max Povse with the Seattle Mariners and Elon's John Brebbia with the St. Louis Cardinals.

In the summer of 2016, Mercer's Kyle Lewis made league history, becoming the highest-ever SoCon draft pick when he was selected 11th overall by the Seattle Mariners in the MLB First-Year Player Draft. He was a starter for the All-Star Futures Game in 2018.

Legendary golfer Arnold Palmer competed under the Southern Conference banner as a collegian at Wake Forest. He took medalist honors at the Southern Conference tournament in 1948 and 1949 and was the tournament's runner-up in 1950. Palmer was the medalist at the NCAA Golf Championships in 1949 and 1950. He went on to become one of the most accomplished golfers to play on the professional tour. Palmer won 62 tournaments while competing on the PGA Tour and added 10 more victories as a member of the Senior PGA Tour. A member of the SoCon Hall of Fame, he won eight major championships – four Masters, two British Opens, one U.S. Open and one U.S. Amateur.

Furman golfer Dottie Pepper was named the Southern Conference Women's Athlete of the Decade in the 1980s and was honored as part of the league's 25th anniversary of women's championships celebration in 2007-08. Furman's Brandi Jackson won the NCAA Women's Golf East Regional in the spring of 2003, while, on the men's side, Chattanooga's Stephen Jaeger was the 2012 champion at the NCAA Bowling Green Regional and has played in a pair of U.S. Opens, in 2015 and 2017. Chattanooga's Steven Fox won the U.S. Amateur in 2012, going on to play in the 2013 Masters, U.S. Open and Arnold Palmer



Appalachian State's Mary Jayne Harrelson was the NCAA champion in the 1,500 meters in 1999 and 2001. She was inducted into the SoCon Hall of Fame in 2010.



The SoCon's eight FCS national titles, including the 1999 and 2000 championships Georgia Southern won under the leadership of former coach Paul Johnson, are second-most in Division I history.

Invitational, among other PGA Tour events. ETSU's Adrian Meronk represented Europe in the Palmer Cup in 2015 and 2016, becoming the first Polish player to do so, and helped the European side to the title in 2016. Wofford alum William McGirt won the Memorial Tournament in June 2016 for his first PGA Tour win, while Western Carolina's J.T. Poston, a two-time SoCon medalist and now a PGA TOUR member, made his major debut at the U.S. Open in June 2017.

In track and field, Appalachian State's Mary Jayne Harrelson won the NCAA outdoor title at 1,500 meters in 1999 and 2001, while UNCG's Paul Chelimo posted runner-up finishes in the outdoor 5,000 meters in 2012 and 2013 and won a silver medal for the United States in the 5,000 meters at the Olympic Games in Rio in the summer of 2016. Samford's Karisa Nelson made history in March 2017, becoming the Bulldogs' first Division I national champion when she won the mile run at the NCAA indoor championships.

Coaches and administrators

The Southern Conference has also been a breeding ground for some of college athletics' most recognized coaches and administrators.

Legendary basketball coaches Adolph Rupp of Kentucky and Everett Case of NC State both worked the sidelines in the Southern Conference. Rupp guided the Wildcats to a 30-5 mark during the 1931 and 1932 seasons. Yet, for all his coaching accomplishments, Rupp never led Kentucky to a Southern Conference tournament championship. Case mentored the Wolfpack to six consecutive Southern Conference tournament championships from 1947 through 1952.

West Virginia's Fred Schaus, who was named the Southern Conference Coach of the Year four times from 1954-60 and led the Mountaineers to SoCon tournament titles in all six seasons, would go on to be the first head coach of the Los Angeles Lakers after the team relocated from Minneapolis.

Lefty Driesell coached Davidson to Southern Conference tournament championships in 1966, 1968 and 1969. Driesell also won the league's Coach

of the Year award four straight times from 1963 through 1966. Former Georgia Tech coach Bobby Cremins earned league Coach of the Year honors three times in the late '70s and early '80s while at Appalachian State and again in 2010-11 as the head coach at the College of Charleston.

Terry Holland saw his basketball coaching career take off at Davidson when he returned to his alma mater in 1970. Holland was honored as the Southern Conference Coach of the Year for three consecutive seasons from 1970-72 and led the Wildcats to the conference tournament title and an appearance in the NCAA tournament in 1970. J. Dallas Shirley, a member of the Basketball Hall of Fame, spent 21 years as the assistant to the commissioner and supervisor of officials in the Southern Conference. He also served as president of the International Association of Basketball Officials and the United States Olympic Basketball Committee.

The legendary Paul "Bear" Bryant got his coaching start in the Southern Conference as he guided the Maryland Terrapins in 1945. Another famous Southern Conference football coach is the late Frank Howard of Clemson, who guided the Tigers as a league member from 1940-52. The incomparable Howard won 69 Southern Conference games.

The Southern Conference has been represented on the sidelines at seven Super Bowls in the past two and a half decades. Bobby Ross, who piloted the San Diego Chargers to the 1996 Super Bowl, was the head coach at The Citadel from 1973-77. Former Buffalo Bills head coach Marv Levy, who coached the Bills in four Super Bowls, directed former league member William & Mary from 1964-68 and was succeeded there by Lou Holtz. The Carolina Panthers, then owned by Wofford alum Jerry Richardson and with former Wofford athletic director and SoCon commissioner Danny Morrison serving as team president, played in Super Bowl 50. Chattanooga's Keionta Davis was a member of the Patriots' organization for New England's appearance in Super Bowl LII, while Davis and Western Carolina's Keion Crossen were on the Pats' roster for Super Bowl LIII.

Significant dates in league history

- Feb. 25-26, 1921: Representatives of Alabama, Auburn, Clemson, Georgia, Georgia Tech, Kentucky, Maryland, Mississippi State, North Carolina, NC State, Tennessee, Virginia, Virginia Tech and Washington & Lee meet in Atlanta, Ga., to form the Southern Intercollegiate Conference.
- Dec. 7-8, 1922: At the league's annual meeting in Washington, D.C., the name of the organization is officially changed to the Southern Conference. S.V. Sanford of Georgia is selected as the conference's first president.
- Dec. 8-10, 1932: At the annual meeting in Knoxville, Tenn., Alabama, Auburn, Florida, Georgia, Georgia Tech, Kentucky, Louisiana State, Mississippi, Mississippi State, University of the South, Tennessee, Tulane and Vanderbilt withdraw to form the Southeastern Conference.
- Dec. 8, 1950: Wallace Wade, who just completed a 16-year term as Duke's head football coach, is named the first commissioner of the Southern Conference. The commissioner's office is opened in Durham, N.C., on Jan. 1, 1951.
- May 8, 1953: Seven members – Clemson, Duke, Maryland, North Carolina, NC State, South Carolina and Wake Forest – withdraw to form the Atlantic Coast Conference.
- Nov. 29, 1980: At the request of the NCAA Basketball Rules Committee, the Southern Conference begins a season-long experiment with a 22-foot 3-point field goal, thus becoming the first conference to employ that rule. Ronnie Carr of Western Carolina makes the first 3-point field goal in college basketball history in a game against Middle Tennessee State.
- Dec. 3-4, 1981: The NCAA, at its fourth special convention in St. Louis, Mo., restructures I-A football. As a result, the Southern Conference's eight Division I-A football playing members are reclassified to Division I-AA.
- June 6, 1983: At a special meeting of the Southern Conference in Myrtle Beach, S.C., the league formalizes women's varsity competition in basketball and volleyball beginning with the 1983-84 season. The executive committee also approves pilot women's championships in tennis and golf for 1983-84.
- Dec. 18-19, 1995: The conference announces that the College of Charleston, University of North Carolina at Greensboro and Wofford College have accepted invitations to join the league.
- July 1, 2003: Elon University officially joins the league. VMI departs to join the Big South.
- July 1, 2008: Samford University officially joins the league.
- July 1, 2014: East Tennessee State University, Mercer University and VMI join the league. Appalachian State, Davidson, Elon and Georgia Southern depart.

THE SOUTHERN CONFERENCE

Preparing student-athletes for life's challenges since 1921

Academics-Oriented

- The SoCon has consistently ranked in the NCAA's top 10 in the Academic Progress Rate (APR), the NCAA's best indicator of graduation rates.
- Nearly 50 percent of all SoCon student-athletes earn all-academic honors (3.0 GPA or better).

Community-Based

- Our student-athletes have a presence in the community and participate in many local charities, youth and educational initiatives.
- SAAC members have conducted a Keeping Tabs on Kids initiative to benefit the Ronald McDonald House, which serves families of children undergoing lengthy hospital treatments away from home.

Competitive Athletics

- SoCon teams are highly competitive regionally and nationally.
- In the past eight years, football, volleyball, baseball, men's soccer and men's golf have all earned at-large team selections to NCAA postseason tournaments in addition to the league's automatic berths.
- SoCon teams have won eight FCS football titles, second-most in NCAA history.

Diversity

- This is a conference that takes great pride in the diversity of its institutions.
- The SoCon consists of 10 members in six states, including four private institutions and six state institutions, two of which are military colleges.

Geographic Integrity

- The SoCon believes in the value of a geographic footprint that minimizes missed class time and maximizes fan travel to away contests.
- The league extends across six contiguous states but still has a footprint that permits bus trips from one end of the conference to the other.

History & Tradition

- The SoCon is the fifth-oldest Division I conference in America.
- Great coaches and athletes from different eras have competed in the Southern Conference, from Bear Bryant to Lou Holtz, from Sam Huff to Terrell Owens, from Jerry West to Stephen Curry.

Sportsmanship

- For more than 30 years, the SoCon has presented an annual award to the program that displays the finest level of sportsmanship in the conference as voted upon by its peers.

Student-Athlete Experience

- SoCon championships are conducted in a way to provide a memorable and positive experience for all participants.
- Scheduling decisions and tournament bracket formats determined by administrators and coaches consistently factor in the effect on the individual student-athlete and avoidance of missed class time.



SOCON HALL OF FAME

Southern Conference Hall of Fame Inductees

Class of 2009

Name	School	Sport(s)	Years
Megan Dunigan	Furman	Tennis	1999-02
Dick Groat	Duke	Basketball, Baseball	1949-52
Sam Huff	West Virginia	Football	1952-55
Charlie "Choo Choo" Justice	North Carolina	Football	1946-49
Melissa Morrison Howard	Appalachian State	Track & Field	1989-93
Arnold Palmer	Wake Forest	Golf	1948-50, 53-54
Adrian Peterson	Georgia Southern	Football	1998-01
Frank Selvy	Furman	Basketball	1951-54
Jerry West	West Virginia	Basketball	1956-60
Valorie Whiteside	Appalachian State	Basketball	1984-88

Class of 2010

Everett Case	North Carolina State	Basketball	1946-64
MaryJayne (Harrelson) Reeves	Appalachian State	Cross Country, Track & Field	1996-2001
Fred Hetzel	Davidson	Basketball	1962-65
"Hot" Rod Hundley	West Virginia	Basketball	1954-57
Banks McFadden	Clemson	Football, Basketball, Track	1937-40
Wallace Wade	Alabama, Duke, SoCon	Football, Administration	1923-60
*J. Dallas Shirley	SoCon	Officiating, Administration	1967-88

Class of 2011

Dexter Coakley	Appalachian State	Football	1993-96
Lefty Driesell	Davidson	Basketball	1960-69
Regina Kirk	Chattanooga	Basketball	1985-88
Robert Neyland	Tennessee	Football	1926-52
Vic Seixas	North Carolina	Tennis	1947-49
Shannon Wommack	Chattanooga	Cross Country, Track & Field	2001-06

Class of 2012

Angie Barker	East Tennessee State	Track & Field	1987-89
Percy Beard	Auburn	Track & Field	1926-29
*Jim Burch	SoCon	Officiating, Administration	1967-2011
Dick Modzelewski	Maryland	Football	1949-52
Paul Scarpa	Furman	Tennis	1967-2011

Class of 2014

Rushia Brown	Furman	Women's Basketball	1990-94
Eddie Cameron	Duke	Men's Basketball, Football	1929-45
Clint Dempsey	Furman	Men's Soccer	2001-03
Jerry Moore	Appalachian State	Football	1989-2012
Charlie Teague	Wake Forest	Baseball	1947-50

Class of 2016

Stephen Curry	Davidson	Men's Basketball	2006-09
Armanti Edwards	Appalachian State	Football	2006-09
Brad Faxon	Furman	Men's Golf	1979-83
Keith "Mister" Jennings	ETSU	Men's Basketball	1987-91
Karen Pelphrey	Marshall	Women's Basketball	1983-86

Class of 2018

Mike Ayers	ETSU/Wofford	Football	1985-2017
Ron Carter	VMI	Men's Basketball	1975-78
Susan Gardner Mayhorn	Western Carolina	Women's Track & Field/Cross Country	1989-93
Chal Port	The Citadel	Baseball	1965-91
*Les Robinson	The Citadel/ETSU	Men's Basketball/Administration	1974-90, 2000-08
Debbie Southern	Furman	Women's Tennis	1985-2015

* - Special contributor

#SoConFB

SOCON HALL OF FAME




The Inaugural Southern Conference Hall of Fame class at the induction ceremony, May 4, 2009: (from left to right) Sam Huff, Megan Dunigan, Valorie Whiteside, Melissa Morrison Howard, Frank Selvy, Barbara Crews (daughter of the late Charlie Justice), Dick Groat, Adrian Peterson and Jerry West. Not pictured: Arnold Palmer.



Wake Forest golf great Arnold Palmer (left) was a member of the inaugural class in 2009.



Davidson's Fred Hetzel (left) received his Hall of Fame plaque from SoCon Commissioner John Iamarino in Hilton Head Island, S.C., on June 1, 2010. Wimbledon and U.S. Open tennis champion Vic Seixas of North Carolina (right) was inducted in 2011.



Furman's Paul Scarpa; East Tennessee State's Angie Barker; SoCon Commissioner John Iamarino, who accepted the honor on behalf of Maryland's Dick Modzelewski; special contributor Jim Burch; and Pat Beard, son of posthumous inductee Percy Beard of Auburn, at the 2012 induction ceremony.



Appalachian State's Jerry Moore (second from left) and Furman's Rushia Brown (far right) were among the five honored in the 2014 class. Duke's Eddie Cameron, whose family accepted the award on his behalf (center), and Wake Forest's Charlie Teague were honored posthumously. Furman's Clint Dempsey was unable to attend the ceremony.



JIM SCHAUS COMMISSIONER

Jim Schaus began his tenure as the ninth commissioner in Southern Conference history on July 1, 2019.

Schaus came to the SoCon after an 11-year run as the director of athletics at Ohio University, where he led the Bobcats to unprecedented levels of success in athletics and academics.

Under Schaus' leadership, Ohio University's football program was bowl eligible in all 11 years, the most in the Mid-American Conference, and participated in 10 bowls in that time, including a 27-0 win over San Diego in the 2018 DXL Frisco Bowl for its second straight bowl win. The Bobcats' men's basketball team earned three NCAA tournament wins in the last decade, making a run to the Sweet Sixteen in 2012.

Ohio University's women's basketball team won three MAC East Division titles in his last five seasons, making an NCAA appearance and a pair of WNIT appearances, and became the first Bobcat basketball team, men or women, to reach 30 wins in a season with a 30-6 mark in 2018-19.

The Bobcats' volleyball team won seven MAC Championships and appeared in five NCAA Regionals during Schaus' tenure, while the baseball and softball teams earned two MAC titles apiece.

In the classroom, Ohio University boasted an impressive graduation rate of 88 percent, and the athletic department's federal graduation rate regularly exceeded that of the general student population. Bobcat student-athletes posted a cumulative grade point average of at least 3.1 in all 11 years of Schaus' tenure, while Ohio University posted a department-record APR score of 990 for 2017. Twelve of the department's 16 sports turned in perfect single-year APR scores of 1,000.

When Schaus came to Ohio University, he inherited a department with a \$2.3 million budget shortfall, but he delivered a balanced budget in each of his 11 years. The Bobcats set department revenue records in ticket sales, fundraising, corporate sponsorship licensing and concession sales under his leadership.

Prior to his tenure at Ohio University, Schaus served as the athletic director at Wichita State from 1999-2008, where he was named the Division I Central Region AstroTurf AD of the Year in 2007.



With more than 30 years of experience in athletics administration, Schaus has also had stops at Oregon, Cincinnati, Texas-El Paso and Northern Illinois. He also has experience in the NFL, having worked as an intern for the New England Patriots and as the director of marketing for the Washington Redskins, and served as a publicity assistant for the LPGA Tour.

Schaus has a familial connection to the Southern Conference, as his father, former Los Angeles Lakers coach Fred Schaus, was the men's basketball coach at West Virginia from 1954-60, earning SoCon Coach of the Year honors four times in that six-year span and still ranking in the top 20 in career wins by a league coach.

Jim Schaus earned his bachelor's degree from Purdue in 1983 and a master's in athletics administration from West Virginia University, where he has been honored as a distinguished alumnus.

Schaus and his wife, Priscilla, have three grown children: Kevin, Diane and Laura.

SOUTHERN CONFERENCE COMMISSIONERS



Wallace Wade
1951-60



Lloyd Jordan
1960-73



Ken Germann
1974-86



Dave Hart Sr.
1986-91



Wright Waters
1991-98



Alfred White
1998-2001



Danny Morrison
2001-05



John Iamarino
2006-19

Schaus At-A-Glance

HOMETOWN:

West Lafayette, Ind.

EDUCATION:

B.A., Purdue, 1983

M.S., West Virginia, 1987

EXPERIENCE:

Publicity Assistant, LPGA, 1983

Director of Marketing, Washington Redskins, 1983-86

Radio-TV Marketing Assistant, West Virginia, 1986-87

Assistant AD, University of Oregon, 1987-91

Host Creative Communications, 1991-92

Associate AD, Northern Illinois University, 1992-94

Senior Associate AD, University of Cincinnati, 1994-97

Senior Associate AD, University of Texas at El Paso, 1998-99

Director of Athletics, Wichita State University, 1999-08

Director of Athletics, Ohio University, 2008-19

Commissioner, Southern Conference, 2019-present

SOUTHERN CONFERENCE STAFF



Geoff Cabe
Senior Associate
Commissioner



Sue Arakas
Associate
Commissioner



Doug King
Associate Commissioner
for Compliance



Jason Yaman
Associate
Commissioner



Phil Perry
Assistant Commissioner
for Media Relations



Paul Lollis
Assistant Commissioner
for Video Productions



Stanley Broaden
Director of
Championships



Haley Shotwell
Director of
Creative Services



Hannah Bradley
Assistant Director
of Media Relations



Neili Akridge
Executive Assistant
to the Commissioner



Eynde Frazier
Championships
Assistant



Sara Yang
External Operations
Assistant



Jon Perdue
Media Relations
Assistant

SOUTHERN CONFERENCE STAFF DIRECTORY

702 N. Pine St.; Spartanburg, SC 29303
Administrative FAX 864-591-4282

Office phone 864-591-5100
Media relations FAX 864-591-3448

Position	Name	Email	Extension
Commissioner	Jim Schaus	jschaus@socon.org	
Senior Associate Commissioner	Geoff Cabe	gcabe@socon.org	205
Associate Commissioner	Sue Arakas	sarakas@socon.org	204
Associate Commissioner for Compliance	Doug King	dking@socon.org	203
Associate Commissioner	Jason Yaman	jyaman@socon.org	209
Assistant Commissioner for Media Relations	Phil Perry	pperry@socon.org	201
Assistant Commissioner for Video Productions	Paul Lollis	plollis@socon.org	202
Director of Championships	Stanley Broaden	sbroaden@socon.org	207
Director of Creative Services	Haley Shotwell	hshotwell@socon.org	208
Assistant Director of Media Relations	Hannah Bradley	hbradley@socon.org	213
Executive Assistant to the Commissioner	Neili Akridge	nakridge@socon.org	200
Championships Assistant	Eynde Frazier	efrazier@socon.org	214
External Operations Assistant	Sara Yang	syang@socon.org	214
Media Relations Assistant	Jon Perdue	jperdue@socon.org	210



MEDIA RELATIONS



Southern Conference
702 N. Pine St.
Spartanburg, SC 29303
www.SoConSports.com

Press releases

The Southern Conference utilizes email and the league's website (www.SoConSports.com) to distribute information, press releases, notes and statistics. If you wish to be added to the distribution list, please contact a member of the media relations staff.

ESPN

In the summer of 2015, the Southern Conference and ESPN reached an agreement on a six-year contract running through the 2020-21 academic year, when the league will celebrate its 100th anniversary. Over the course of the six years, a minimum of 1,900 live events will be produced by the league and its members that will receive national coverage on ESPN3 and ESPN+. In the final four years of the contract, a minimum of 45 SoCon football games and 200 league basketball games will appear on ESPN digital platforms each season.

SoCon Digital Network

The SoCon Digital Network, a league-wide digital network available free of charge to consumers on multiple devices, including smartphones, tablets, laptops and PCs, launched in the fall of 2014. The SoCon Digital Network broadcasts intra-conference games, across several sports, not selected by national or regional networks. Archived or VOD (Video on Demand) content is also available and housed primarily on institutional websites. The SDN became available on Roku in 2018.

SoCon Players of the Week

Each week, a panel will select an Offensive, Defensive and Special Teams Player of the Week throughout the season. The honorees will be announced each Monday afternoon and will be available on the conference's website (www.SoConSports.com) and by email.

Postseason awards

Following the conclusion of the regular season, two all-conference teams are selected. Voting will be conducted by the league's coaches and the South-

Southern Conference Media Relations Staff



Phil Perry
Asst. Commissioner for Media Relations
Office: 864-591-5100
Cell: 864-525-5174
Fax: 864-591-3448
pperry@socon.org

Responsibilities:

Administration, Academic Awards, Website, Football, Men's Basketball, Men's and Women's Indoor and Outdoor Track and Field, Men's Golf and Men's Lacrosse



Hannah Bradley
Assistant Director of Media Relations
Office: 864-591-5100
Cell: 803-221-8887
Fax: 864-591-3448
hbradley@socon.org

Responsibilities:

Women's Soccer, Volleyball, Women's Basketball, Men's and Women's Tennis, Softball



Jon Perdue
Media Relations Assistant
Office: 864-591-5100
Cell: 843-307-5189
Fax: 864-591-3448
jperdue@socon.org

Responsibilities:

Men's Soccer, Men's and Women's Cross Country, Rifle, Wrestling, Baseball, Women's Golf and Women's Lacrosse



ern Conference Sports Media Association (SCSMA). Each group selects a first-team and a second-team as well as an Offensive Player of the Year, Defensive Player of the Year, Freshman of the Year and Coach of the Year. The conference coaches also select a recipient of the Jacobs Blocking Trophy, awarded to the top lineman in the conference, as well as an all-freshman team.

Southern Conference on the Web

Visit the Southern Conference's official website at www.SoConSports.com. Information related to football and the conference's other 21 sports can be found on the site, including up-to-date statistics, standings, weekly releases and game recaps.

Southern Conference Sports Media Association (SCSMA)

The Southern Conference Sports Media Association (SCSMA) is an independent organization of conference sportswriters, sportscasters and media relations staff who further the institutions that comprise the Southern Conference. The organization annually selects and recognizes all-conference football, men's and women's basketball and baseball teams as well as coach of the year, player of the year and freshman of the year awards for those sports. The organization also works toward the best interests of its members to increase knowledge and prestige of the league.

SoCon Football Media Relations Directory

School	Website	Media Relations	Email	Office Phone	Press Box Phone
The Citadel	CitadelSports.com	John Brush	jbrush@citadel.edu	843-953-6795	843-953-9957
ETSU	ETSUBucs.com	David Fox	foxdh1@mail.etsu.edu	423-439-5263	423-747-3877
Furman	FurmanPaladins.com	Hunter Reid	hunter.reid@furman.edu	864-294-2061	864-294-3066
Mercer	MercerBears.com	Gerrit Van Genderen	vangenderen_gw@mercer.edu	478-301-5209	919-632-0217
Samford	SamfordSports.com	Joey Mullins	jmmulli1@samford.edu	205-726-2799	205-726-2143
Chattanooga	GoMocs.com	Jay Blackman	jay-blackman@utc.edu	423-425-5292	423-757-9322
VMI	VMIKeydets.com	Wade Branner	brannerwh@vmi.edu	540-464-7515	540-464-7834
Western Carolina	CatamountSports.com	Daniel Hooker	dhooker@email.wcu.edu	828-227-2339	828-227-2116
Wofford	WoffordTerriers.com	Brent Williamson	williamsondb@wofford.edu	864-597-4093	864-597-4487
SoCon	SoConSports.com	Phil Perry	pperry@socon.org	864-591-5100	



150[®]

COLLEGE FOOTBALL

CELEBRATING THE **GOOD** IN THE GAME.

EDUCATION. LEADERSHIP. COMMUNITY.

#CFB150 • @CFB150 • CFB150.ORG



THE CITADEL

BRENT THOMPSON HEAD COACH

Alma mater (year):.....Norwich (1998)
Hometown:.....Poughkeepsie, N.Y.
Career record (years):.....20-14 (3)
School record (years):..... Same
SoCon record (years):..... 15-9 (3)
FCS Playoff appearances:..... 1



THOMPSON'S YEAR-BY-YEAR RECORD

Year	School	SoCon	Overall
2016	The Citadel	8-0 (1st)	10-2
2017	The Citadel	3-5 (t-6th)	5-6
2018	The Citadel	4-4 (t-5th)	5-6
Career (3)		15-9 (.625)	20-14 (.588)

2019 COACHING STAFF

Lou Conte.....Offensive coordinator/quarterbacks/B-backs
 Tony Grantham.....Defensive coordinator/safeties
 Turner West.....Special teams/recruiting coordinator
 Ron Boyd.....Offensive line
 Orland Mitjans Jr.....Cornerbacks
 Brian Rucker.....Wide receivers
 John Ward.....Defensive line/academic coordinator
 Ben Hodges.....Inside linebackers
 Kevin Weston.....Outside linebackers
 Bobby Ruff.....Tackles/tight ends

2019 ROSTER

No.	Name	Pos.	Ht.	Wt.	Cl.	Hometown/Previous school	No.	Name	Pos.	Ht.	Wt.	Cl.	Hometown/Previous school
2	Andy Davis	DB	6-0	200	Fr.	Canton, Ga./Creekview	58	Denzel Wright	OL	6-1	240	Jr.	Lawrenceville, Ga./Grayson
3	Airan Reed	LB	6-2	228	Gr.	Medina, Tenn./Southern Illinois	59	Kevin Wilson	OL	6-4	260	R-So.	Harker Heights, Texas/Harker Heights
4	Phil Davis	LB	6-1	225	Gr.	Marietta, Ga./Hillgrove	60	Jay Smith	DL	6-1	270	R-Fr.	Charleston, S.C./West Ashley
5	Clay Harris	B-Back	6-0	203	So.	Atlanta, Ga./Norcross	61	Mark Weakland	OL	6-2	265	Jr.	State College, Pa./State College
6	Lane Botkin	DB	6-0	195	So.	Columbia, S.C./A.C. Flora	62	Trey Gable	LS	5-10	200	R-Fr.	Hodges, S.C./Greenwood
7	Destin Mack	LB	6-0	190	So.	Macon, Ga./Tattnall Square	63	Drew McEntyre	OL	6-3	285	Sr.	Calhoun, Ga./Calhoun
7	Javonte Middleton	QB	6-0	180	R-Fr.	Savannah, Ga./H.V. Jenkins	64	Stephon Stokes	OL	6-2	295	Fr.	Greenville, S.C./Greenville
8	Keyonte Sessions	A-Back	5-8	190	Jr.	Myrtle Beach, S.C./Myrtle Beach	65	Johnathan Toole	OL	6-1	287	R-Fr.	Spring, Texas/Klein Collins
9	Willie Eubanks III	LB	6-2	215	Jr.	Augusta, Ga./Laney	66	Clayton Ballog	OL	6-1	250	Fr.	Rock Hill, S.C./Northwestern
10	Brian Murdaugh	QB	6-0	213	R-So.	Walterboro, S.C./Colleton Prep	67	Prince Howard-Whitaker	OL	6-3	250	Jr.	Columbia, S.C./Spring Valley
10	Torian Spencer	DB	5-11	172	Fr.	Union City, Ga./Langston Hughes	68	Tank Starr	DL	6-1	233	Fr.	Brentwood, Tenn./Brentwood
11	Phil Barrett	DB	6-0	160	Jr.	Columbia, S.C./Irmo	69	Tyrell Earl	OL	6-3	295	R-Fr.	Larwenceville, Ga./Central Gwinnett
11	Cooper Wallace	QB	5-10	195	Fr.	Florence, S.C./West Florence	70	Robert Harbor	DL	6-0	290	Fr.	Richmond, Texas/Foster
12	Ryan McCarthy	QB	6-3	200	So.	Cumming, Ga./Pinecrest Academy	71	Charley Conley	OL	5-11	273	Jr.	Parkersburg, W.Va./Parkersburg
13	Cole Owens	WR	5-11	175	So.	Irmo, S.C./Chapin	72	Dalton Owens	DL	6-2	302	R-So.	Monroe, Ga./Prince Avenue Christian
15	Jalen Smith	QB	6-0	205	R-Fr.	Columbia, S.C./Ridgeview	73	Ben Brockington	OL	6-1	278	Fr.	Orangeburg, S.C./Orangeburg-Wilkinson
16	Brandon Rainey	QB	6-0	185	Jr.	Acworth, Ga./Allatoona	74	Nick Hudgens	OL	6-0	250	R-So.	Columbia, S.C./A.C. Flora
17	Chris Beverly	DB	5-10	181	So.	Tallahassee, Fla./Wakulla	75	Hi'keem Elmore	DL	5-10	265	Fr.	Orangeburg, S.C./Edisto
18	Dante Smith	A-Back	5-10	180	So.	North Charleston, S.C./Porter-Gaud	76	Dewey Greene IV	DL	6-3	245	Fr.	Columbia, S.C./A.C. Flora
19	Evan Schickel	LB	6-0	183	Fr.	Fredericksburg, Va./Massaponax	77	Palmer Story	DL	6-0	225	R-Fr.	Six Mile, S.C./D.W. Daniel
20	Jay Howard	DB	6-1	180	So.	Lewisburg, Tenn./Marshall County	78	Thomas Crawford	OL	6-3	230	R-So.	Louisville, Ky./Trinity
21	Remus Bulmer	A-Back	5-8	170	Gr.	Missouri City, Texas/Sam Houston State	79	Job Lawson	DL	6-2	220	Fr.	Spartanburg, S.C./Broome
22	Raleigh Webb	WR	6-2	195	Jr.	Acworth, Ga./Allatoona	80	Thomas Wyatt	TE	6-2	205	Fr.	McKeesport, Pa./McKeesport
23	Keefe White	A-Back	5-11	190	R-Fr.	Montgomery, Ala./Montgomery Academy	82	Rashad Riley	WR	6-1	210	Jr.	St. Matthews, S.C./Calhoun County
24	Michael McDowell	LB	6-1	215	Fr.	Boiling Springs, S.C./Boiling Springs	84	Liam Reid	WR	6-5	210	R-So.	Irmo, S.C./Dutch Fork
25	Sean-Thomas Faulkner	LB	5-11	180	So.	Easley, S.C./Easley	85	Patrick Keefe	LS	5-11	190	Gr.	Fort Walton Beach, Fla./Choctawhatchee
26	Bud Chaney	DB	5-9	185	Fr.	Cape Coral, Fla./Lehigh	86	Jacob Godek	K/P	6-0	155	Sr.	Longwood, Fla./Lake Brantley
27	Jaylan Adams	DB	5-10	165	R-Fr.	Johnson City, Tenn./Science Hill	87	Cameron Roberts	WR	6-1	175	So.	North Charleston, SC/Northwood Aca.
28	Nkhem Njoku	A-Back	5-10	195	So.	Hampton, Ga./St. Pius X Catholic	88	Anthony Britton Jr.	LB	6-2	205	Fr.	Stockbridge, Ga./Eagles Landing
29	Ryland Ayers	DB	5-9	173	So.	Camden, S.C./Camden	89	Elijah Lowe	TE	6-4	228	Sr.	Abaco, Bahamas/Easley
30	Jake Kenison	DB	6-1	190	Fr.	Simpsonville, S.C./Hillcrest	90	Matthew Campbell	K/P	6-1	227	So.	Dacula, Ga./Mill Creek
31	Von Ramsey	DB	5-11	190	R-Fr.	Hodges, S.C./Greenwood	91	Nic Rogers	DL	6-1	230	Fr.	Columbia, S.C./Blythehood
32	Emeka Nwanze	B-Back	6-0	215	R-Fr.	John's Creek, Ga./Centennial	92	Aaron Brawley	LB	6-2	215	Jr.	Loganville, Ga./Grayson
33	Darique Hampton	A-Back	5-10	162	R-Fr.	Goose Creek, S.C./Goose Creek	93	Gage Russell	P	5-11	160	Jr.	Florence, S.C./West Florence
34	Sam Llewellyn	B-Back	5-11	199	R-Fr.	Fort Lauderdale, Fla./St. Thomas Aquinas	95	Blake Oliveira	DL	6-3	255	R-So.	Maryville, Tenn./Maryville
35	Antareus Pressley	DB	6-0	160	Fr.	Anderson, S.C./Belton-Honea Path	96	Hasan Black	LB	6-2	225	Fr.	Wyoming, Ohio/Wyoming
36	Joe Douglas	LB	6-2	200	So.	Augusta, Ga./Aquinas	97	JaBauri Garner	DL	6-2	290	So.	Florence, Ala./Florence
37	Stephon Eugene	A-Back	5-9	195	R-So.	Seabrook, S.C./Whale Branch	98	Joseph Randolph II	DL	6-3	255	Sr.	Jefferson
38	Eric Vettel	LB	5-10	200	R-So.	Charleston, S.C./Bishop England	99	Christian Weyrich	DL	6-0	230	So.	Pittsburgh, Pa./Seton Lasalle
39	Nehemiah McIntosh	DB	5-10	170	Fr.	Atlanta, Ga./Westlake		Jack Alvarez	A-Back	6-0	170	Fr.	Greenwood, S.C./Greenwood Christian
40	Hayden Williamson	LB	6-1	210	Fr.	Okinawa, Japan/Kubasaki		Wes Carlay	DL	6-0	228	Fr.	Laurens, S.C./Laurens
41	Kyler Estes	LB	6-2	220	So.	Tallahassee, Fla./North Florida Christian		John Copeland	K	6-0	203	Fr.	Minneapolis, Minn./St. Thomas Academy
42	Nic Trocha	DB	6-0	185	Sr.	Greenville, S.C./St. Joseph's Catholic School		Nathan Cronin	QB	6-2	200	Fr.	Sharpsburg, Ga./East Coweta
43	Logan Braucht	LB	6-2	212	Fr.	Waycross, Ga./Ware County		Damian Crowson	WR	6-0	155	R-Fr.	Tallahassee, Fla./Maclay
43	Hoss Smith	B-Back	5-11	195	Jr.	Oakland, Neb./Oakland Craig		Dawson Merck	DB	6-0	180	Fr.	Iva, S.C./Crescent
44	Nick Grier	DL	6-3	250	Fr.	Snellville, Ga./South Gwinnett		Robert DeMarre	DE	5-11	205	R-So.	Lexington, S.C./River Bluff
45	Brian Horn	LB	6-1	195	So.	Columbia, S.C./Westwood		Robert Fisher	LB	6-1	200	R-So.	Kennesaw, Ga./Harrison
46	Donnie Brechtel III	DL	5-11	250	R-So.	Niceville, Fla./Niceville		Dexter Freeman	A-Back	5-10	187	So.	Charleston, S.C./West Ashley
47	Jay Lagroon	LB	6-3	200	Fr.	Anderson, S.C./T.L. Hanna		Daniel Hollister	TE	6-5	230	R-Fr.	Charleston, S.C./Bishop England
48	Gunner Covey	DL	6-2	242	Jr.	Pickens, S.C./Pickens		Malcolm Jackson	LB	6-1	223	R-Fr.	Bloomington, Ga./South Effingham
49	Marqueise Blount	DL	6-3	223	So.	Charlotte, N.C./Vance		Steele Judy	LS	5-9	215	Fr.	Moncks Corner, S.C./Berkeley
50	Caleb Deveaux	LB	6-1	213	R-Fr.	Waxhaw, N.C./Marvin Ridge		Tyrique Lewis	DB	5-7	181	R-Fr.	Blythehood, S.C./Westwood
51	Collin Flanders	LS	6-1	205	R-Fr.	Aiken, S.C./Aiken		Huw Meredith	DB	5-10	175	Fr.	Mount Pleasant, S.C./Wando
52	Jon Barrett Lewis	OL	6-2	295	Jr.	Lenoir, N.C./Hibriten		Carter Moody	WR	5-9	180	R-Fr.	Oklahoma City, Okla./Bishop McGuinness
53	Tereis Drayton	OL	6-2	280	Fr.	Charleston, S.C./James Island		Joshua Roides	K	5-7	146	Jr.	Caledonia, N.Y./Caledonia-Mumford
54	Haden Haas	OL	6-3	295	So.	Cuero, Texas/Cuero		Nate Thomas	WR	5-8	155	So.	Easley, S.C./Pickens
55	Logan Billings	LB	6-0	200	Fr.	Spartanburg, S.C./Boiling Springs		Jackson Watson	LB	6-0	190	Fr.	Charleston, S.C./First Baptist
56	Ronald Prince	OL	6-2	280	R-Fr.	Valhalla, N.Y./Archbishop Stepinac		Jeffrey Wood	TE	5-11	225	R-Fr.	Atlanta, Ga./North Atlanta
57	Blake Harrison	OL	6-2	270	R-So.	Roswell, Ga./St. Pius X Catholic							

#SoConFB



CITADEL DEFENSIVE LINEMAN JOSEPH RANDOLPH II

THE CITADEL BULLDOGS

Basic information

Location:Charleston, S.C.
 Founded:1842
 Enrollment:2,300
 Nickname:Bulldogs
 Colors:Citadel Blue and White
 President:Gen. Glenn M. Walters
 Dir. of athletics:Mike Capaccio
 Stadium:Johnson Hagood Stadium
 Capacity:11,332

Media relations

Football contact: John Brush
 Email:jbrush@citadel.edu
 Office:843-953-6795
 Cell:270-293-0590
 Press box phone:843-953-9957
 Website:CitadelSports.com

Team information

2018 record:5-6
 SoCon record:4-4 (t-5th)
 Home:2-3
 Away:3-3
 Lettermen returning/lost:30/16
 Off. starters returning/lost:10/3
 Def. starters returning/lost:7/4
 Specialists returning/lost:3/0
 Basic offense:Triple option
 Basic defense:Multiple



*John Brush
Football SID*

SoCon titles (4)

1961, 1992, 2015, 2016

FCS Playoff appearances (5)

1988, 1990, 1992, 2015, 2016

2019 SCHEDULE

Aug. 31 (3 p.m.)
Towson
 (ESPN3 or +)



Oct. 12 (2 p.m.)
Western Carolina*
 (ESPN3 or +)



Sept. 7 (2 p.m.)
at Elon
 (TBD)



Oct. 19 (1 p.m.)
at Furman*
 (ESPN3 or +)



Sept. 14 (12:30 p.m.)
at Georgia Tech
 (ACC RSN)



Oct. 26 (2 p.m.)
Mercer*
 (ESPN3 or +)



Sept. 21 (6 p.m.)
Charleston Southern
 (ESPN3 or +)



Nov. 2 (3:30 p.m.)
at ETSU*
 (Nexstar/ESPN3 or +)



Sept. 28 (TBA)
at Samford*
 (ESPN3 or +)



Nov. 16 (2 p.m.)
at Chattanooga*
 (ESPN3 or +)



Oct. 5 (2 p.m.)
VMI*
 (Nexstar/ESPN3 or +)



Nov. 23 (12 p.m.)
Wofford*
 (ESPN3 or +)



* Southern Conference game



**CITADEL QUARTERBACK
BRANDON RAINEY**

BULLDOGS



2018 RESULTS (5-6, 4-4 SOCON; T-5TH)

Date	Opponent	W/L	Score	Attendance
Sept. 1	*at Wofford	L	21-28	8,930
Sept. 8	*CHATTANOOGA	L (OT)	28-29	8,076
Sept. 22	*at Mercer	W	38-31	11,772
Sept. 29	at Towson	L	27-44	7,323
Oct. 13	*ETSU	L	23-26	11,043
Oct. 20	*at VMI	W	34-32	7,002
Oct. 27	*FURMAN	L	17-28	8,574
Nov. 3	*at Western Carolina	W	38-24	10,499
Nov. 10	*SAMFORD	W	42-27	11,145
Nov. 17	at Alabama	L	17-50	101,681
Nov. 29	CHARLESTON SOUTHERN	W	43-14	7,877

* Southern Conference game

2018 TEAM GAME-BY-GAME

Date	Opponent	Rushing				Receiving				Passing				Kick returns				Punt returns				Total off
		No.	Yds	TD	Lg	No.	Yds	TD	Lg	Cmp	Att	Int	Yds	TD	Lg	No	Yds	TD	Lg	No	Yds	
Sept. 1	at Wofford	55	217	2	43	1	23	0	23	1-11-0	23	0	23	2	36	0	19	3	18	0	15	240
Sept. 8	CHATTANOOGA	70	290	3	18	6	90	1	25	6-10-0	90	1	25	4	91	0	34	2	32	0	7	380
Sept. 22	at Mercer	59	308	3	61	5	167	1	77	5-10-0	167	1	77	3	116	1	94	0	0	0	0	475
Sept. 29	at Towson	71	341	3	42	3	63	0	24	3-16-1	63	0	24	5	97	0	30	1	0	0	0	404
Oct. 13	ETSU	54	203	3	19	15	188	0	69	15-23-2	188	0	69	6	125	0	36	2	11	0	10	391
Oct. 20	at VMI	63	335	4	71	3	31	0	12	3-7-1	31	0	12	1	12	0	12	3	47	0	7	366
Oct. 27	FURMAN	46	157	1	14	8	161	1	91	8-16-0	161	1	91	3	49	0	24	5	28	0	22	318
Nov. 3	at Western Carolina	71	421	4	59	0	0	0	0	0-1-0	0	0	0	1	19	0	19	4	43	1	14	421
Nov. 10	SAMFORD	60	355	5	60	5	88	1	31	5-7-0	88	1	31	3	45	0	21	1	5	0	5	443
Nov. 17	at Alabama	60	275	2	45	0	0	0	0	0-2-0	0	0	0	2	41	0	28	1	4	0	4	275
Nov. 29	CHARLESTON SOUTHERN	53	218	2	36	4	110	1	45	4-8-1	110	1	45	3	94	1	77	7	48	1	24	328
	Totals	662	3120	32	71	50	921	5	91	50-111-5	921	5	91	33	725	2	94	29	236	2	24	4041
	Opponent	345	1554	18	78	218	2785	20	76	218-330-10	2785	20	76	28	529	0	39	18	149	1	33	4339

Games played: 11
 Avg per rush: 4.7
 Avg per catch: 18.4
 Pass efficiency: 120.60
 Kick ret avg: 22.0
 Punt ret avg: 8.1
 All purpose avg/game: 460.1
 Total offense avg/gm: 367.4

Date	Opponent	Tackles			TFL-Yds	Sacks No-Yds	Fumble		Pass defense			Blkd Kick	PAT attempts			Saf	Pts
		Solo	Ast	Total			FF	FR-Yds	Int-Yds	QBH	Brk		Att-Mad	Run	Rcv		
Sept. 1	at Wofford	45	10	55	1.0-9	0.0-0	1	1-0	2-47	0	1	0	3-3	0	0	0	21
Sept. 8	CHATTANOOGA	28	14	42	2.0-2	0.0-0	0	0-0	1-0	6	5	1	4-4	0	0	0	28
Sept. 22	at Mercer	37	26	63	12.0-61	6.0-52	1	0-0	1-0	1	2	0	5-5	0	0	0	38
Sept. 29	at Towson	40	18	58	6.0-12	0.0-0	0	0-0	1-0	0	1	0	3-3	0	0	0	27
Oct. 13	ETSU	32	24	56	11.0-33	4.0-19	0	0-0	0-0	5	2	0	2-2	0	0	0	23
Oct. 20	at VMI	48	26	74	9.0-32	3.0-16	1	1-10	2-18	0	6	2	4-4	0	0	0	34
Oct. 27	FURMAN	39	32	71	12.0-43	4.0-27	1	0-0	0-0	0	0	0	2-2	0	0	0	17
Nov. 3	at Western Carolina	29	32	61	10.0-44	7.0-37	4	2-41	1--14	3	1	2	5-5	0	0	0	38
Nov. 10	SAMFORD	45	28	73	5.0-25	5.0-25	2	1-0	0-0	9	3	0	6-6	0	0	0	42
Nov. 17	at Alabama	28	18	46	2.0-3	0.0-0	2	2-0	0-0	1	0	1	2-2	0	0	0	17
Nov. 29	CHARLESTON SOUTHERN	29	26	55	13.0-53	4.0-27	0	0-0	2-8	4	3	1	5-5	0	0	1	43
	Totals	400	254	654	83.0-317	33.0-203	12	7-51	10-59	29	24	7	41-41	0	0	1	328
	Opponent	435	552	987	45.0-151	10.0-51	11	10-86	5-139	10	18	1	40-37	0	1	0	333

Date	Opponent	Punting								Field goals			Kickoffs					
		No	Yds	Avg	Long	Blkd	TB	FC	50+	I20	Att-Made	Lg	Blkd	No	Yds	Avg	TB	OB
Sept. 1	at Wofford	8	357	44.6	53	0	0	3	3	2	0-0	0	0	4	232	58.0	0	0
Sept. 8	CHATTANOOGA	3	101	33.7	37	0	1	2	0	2	1-0	0	0	4	260	65.0	2	0
Sept. 22	at Mercer	3	146	48.7	53	0	1	1	1	0	1-1	27	0	7	390	55.7	3	0
Sept. 29	at Towson	2	93	46.5	51	0	0	0	1	1	2-2	44	0	6	362	60.3	2	0
Oct. 13	ETSU	2	81	40.5	44	0	0	1	0	1	1-1	36	0	4	260	65.0	3	0
Oct. 20	at VMI	4	177	44.2	50	0	0	2	1	3	2-2	37	0	7	337	48.1	1	1
Oct. 27	FURMAN	7	304	43.4	55	0	1	1	2	5	1-1	44	0	4	243	60.8	1	0
Nov. 3	at Western Carolina	4	201	50.2	56	0	1	0	3	1	1-1	24	0	7	452	64.6	5	0
Nov. 10	SAMFORD	6	255	42.5	53	0	1	1	2	2	0-0	0	0	7	436	62.3	4	0
Nov. 17	at Alabama	6	271	45.2	68	0	2	1	2	2	2-1	48	0	3	96	32.0	0	0
Nov. 29	CHARLESTON SOUTHERN	7	278	39.7	56	1	0	2	1	3	2-2	39	0	8	461	57.6	1	0
	Totals	52	2264	43.5	68	1	7	14	16	22	13-11	48	0	61	3529	57.9	22	1
	Opponent	47	1695	36.1	81	5	1	7	4	8	17-12	46	0	65	3606	55.5	18	1



THE CITADEL

THE CITADEL VS. 2019 OPPONENTS

Towson 1, The Citadel 0

At CIT: N/A

At TU: TU leads 1-0

Brent Thompson vs. TU: 0-1

Rob Ambrose vs. CIT: 1-0

Last CIT win: N/A

Last TU win: 44-27 in 2018

Longest CIT streak: N/A

Longest TU streak: 1 (2018)

Last 10 meetings: TU leads 1-0

Current streak: TU has won one

Largest CIT win: N/A

Largest TU win: 44-27 in 2018

Year	Winner	Score	Site
2018	TU	44-27	Towson, Md.

The Citadel 8, Elon 5

At CIT: CIT leads 6-2

At ELON: ELON leads 3-2

Brent Thompson vs. ELON: 0-0

Tony Trisciani vs. CIT: 0-0

Last CIT win: 35-10 in 2013

Last ELON win: 18-15 (OT) in 2011

Longest CIT streak: 3 (1954-55, 2003; 2005-07)

Longest ELON streak: 4 (2008-11)

Last 10 meetings: Series tied 5-5

Current streak: CIT has won two

Largest CIT win: 44-7 in 2006

Largest ELON win: 43-7 in 2009

Year	Winner	Score	Site
1954	CIT	21-13	Charleston, S.C.
1955	CIT	26-18	Charleston, S.C.
2003	CIT	31-7	Charleston, S.C.
2004	ELON	24-7	Elon, N.C.
2005	CIT	21-0	Charleston, S.C.
2006	CIT	44-7	Elon, N.C.
2007	CIT	42-31	Charleston, S.C.
2008	ELON	27-23	Charleston, S.C.
2009	ELON	43-7	Elon, N.C.
2010	ELON	27-16	Charleston, S.C.
2011	ELON	18-15 (OT)	Elon, N.C.
2012	CIT	38-24	Charleston, S.C.
2013	CIT	35-10	Elon, N.C.

Georgia Tech 10, The Citadel 0

At CIT: GT leads 2-0

At GT: GT leads 8-0

Brent Thompson vs. GT: 0-0

Geoff Collins vs. CIT: 0-0

Last CIT win: N/A

Last GT win: 35-7 in 2001

Longest CIT streak: N/A

Longest GT streak: 10 (1912-2001)

Last 10 meetings: GT leads 10-0

Current streak: GT has won 10

Largest CIT win: N/A

Largest GT win: 54-0 in 1948

Year	Winner	Score	Site
1912	GT	20-6	Charleston, S.C.
1913	GT	47-0	Charleston, S.C.
1947	GT	38-0	Atlanta, Ga.
1948	GT	54-0	Atlanta, Ga.
1952	GT	54-6	Atlanta, Ga.
1978	GT	28-0	Atlanta, Ga.
1982	GT	36-7	Atlanta, Ga.
1984	GT	48-3	Atlanta, Ga.
1987	GT	51-12	Atlanta, Ga.
2001	GT	35-7	Atlanta, Ga.

The Citadel 6, Charleston Southern 5

At CSU: CSU leads 2-0

At CIT: CIT leads 6-3

Autry Denson vs. CIT: 0-0

Brent Thompson vs. CSU: 1-0

Last CSU win: 14-6 in 2015

Last CIT win: 43-14 in 2018

Longest CSU streak: 4 (2013-15)

Longest CIT streak: 3 (2002-05)

Last 10 meetings: Series tied 5-5

Current streak: CIT has won one

Largest CSU win: 33-20 in 2015

Largest CIT win: 64-10 in 2003

Year	Winner	Score	Site
------	--------	-------	------



CITADEL WIDE RECEIVER RALEIGH WEBB

2002	CIT	53-19	Charleston, S.C. (H)
2003	CIT	64-10	Charleston, S.C. (H)
2005	CIT	28-14	Charleston, S.C. (H)
2006	CSU	38-35 (2OT)	Charleston, S.C. (H)
2007	CIT	35-14	Charleston, S.C. (H)
2012	CIT	49-14	Charleston, S.C. (H)
2013	CSU	32-29	Charleston, S.C. (H)
2014	CSU	20-18	Charleston, S.C. (A)
2015	CSU	33-20	Charleston, S.C. (H)
2015*	CSU	14-6	Charleston, S.C. (A)
2018	CIT	43-14	Charleston, S.C. (H)

* NCAA Playoffs

Largest CIT win: 50-0 in 1992

Largest VMI win: 42-0 in 1954

Year	Winner	Score	Site
1920	VMI	35-0	Lynchburg, Va.
1929	VMI	13-7	Lexington, Va.
1930	CIT	7-6	Charleston, S.C.
1931	Tie	13-13	Lexington, Va.
1932	CIT	12-6	Charleston, S.C.
1937	VMI	27-0	Lexington, Va.
1946	VMI	26-7	Lexington, Va.
1947	CIT	7-6	Charleston, S.C.
1948	VMI	34-6	Lexington, Va.
1949	CIT	19-14	Charleston, S.C.
1950	VMI	13-7	Lexington, Va.
1951	VMI	13-7	Charleston, S.C.
1952	VMI	20-19	Lexington, Va.
1953	VMI	14-0	Charleston, S.C.
1954	VMI	42-0	Lexington, Va.
1955	VMI	14-0	Charleston, S.C.
1957	VMI	33-7	Lexington, Va.
1958	CIT	14-6	Charleston, S.C.
1959	VMI	32-8	Lexington, Va.
1960	VMI	20-6	Charleston, S.C.
1961	CIT	14-8	Lexington, Va.
1962	VMI	16-7	Charleston, S.C.
1963	VMI	33-8	Lexington, Va.
1964	CIT	17-0	Charleston, S.C.
1965	VMI	21-7	Lexington, Va.
1966	CIT	30-14	Charleston, S.C.
1967	VMI	22-11	Lexington, Va.
1968	CIT	13-8	Charleston, S.C.
1969	CIT	28-2	Lexington, Va.
1970	CIT	56-9	Charleston, S.C.
1971	CIT	25-24	Lexington, Va.
1972	CIT	42-3	Charleston, S.C.
1973	VMI	23-6	Lexington, Va.
1974	VMI	20-9	Charleston, S.C.
1975	CIT	6-3	Lexington, Va.
1976	VMI	30-14	Charleston, S.C.
1977	VMI	19-3	Lexington, Va.
1978	CIT	14-3	Charleston, S.C.
1979	CIT	37-6	Lexington, Va.
1980	CIT	28-0	Charleston, S.C.
1981	VMI	14-0	Norfolk, Va.
1982	CIT	21-7	Charleston, S.C.
1983	CIT	27-6	Norfolk, Va.
1984	CIT	27-24	Charleston, S.C.
1985	Tie	14-14	Lexington, Va.
1986	VMI	47-30	Charleston, S.C.
1987	VMI	7-3	Charleston, S.C.
1988	CIT	31-20	Norfolk, Va.
1989	VMI	20-10	Norfolk, Va.

The Citadel 7, Samford 5

At CIT: CIT leads 5-2

At SAM: SAM leads 3-2

Brent Thompson vs. SAM: 2-1

Chris Hatcher vs. CIT: 4-3 (3-0 GSU, 1-3 SAM)

Last CIT win: 42-27 in 2018

Last SAM win: 35-14 in 2017

Longest CIT streak: 2 (2009-10)

Longest SAM streak: 2 (2011-12; 2015-16)

Last 10 meetings: CIT leads 6-4

Current streak: CIT has won one

Largest CIT win: 35-16 in 1989; 44-25 in 2015

Largest SAM win: 38-7 in 2012

Year	Winner	Score	Site
1989	CIT	35-16	Charleston, S.C.
2008	SAM	28-10	Birmingham, Ala.
2009	CIT	28-16	Charleston, S.C.
2010	CIT	13-12	Birmingham, Ala.
2011	SAM	19-14	Charleston, S.C.
2012	SAM	38-7	Birmingham, Ala.
2013	CIT	28-26	Charleston, S.C.
2014	SAM	20-17	Charleston, S.C.
2015	CIT	44-25	Birmingham, Ala.
2016	CIT	37-34 (OT)	Charleston, S.C.
2017	SAM	35-14	Birmingham, Ala.
2018	CIT	42-27	Charleston, S.C.

The Citadel 42, VMI 30, 2 ties

At CIT: CIT leads 25-10

At VMI: VMI leads 16-12-2

At neutral sites: CIT leads 5-4

Brent Thompson vs. VMI: 3-0

Scott Wachenheim vs. CIT: 0-4

Last CIT win: 34-32 in 2018

Last VMI win: 23-21 in 2002

Longest CIT streak: 12 (2003-18)

Longest VMI streak: 7, 1950-57

Last 10 meetings: CIT leads 10-0

Current streak: CIT has won 12

#SoConFB



THE CITADEL VS. 2019 OPPONENTS

1990	CIT	23-3	Charleston, S.C.
1991	CIT	17-14	Norfolk, Va.
1992	CIT	50-0	Charleston, S.C.
1993	CIT	34-33	Charleston, S.C.
1994	CIT	58-14	Norfolk, Va.
1995	VMI	34-7	Charleston, S.C.
1996	VMI	34-27 (OT)	Lexington, Va.
1997	CIT	28-6	Charleston, S.C.
1998	CIT	36-10	Lexington, Va.
1999	CIT	7-6	Charleston, S.C.
2000	VMI	41-21	Lexington, Va.
2001	CIT	49-7	Charleston, S.C.
2002	VMI	23-21	Charlotte, N.C.
2003	CIT	27-23	Charlotte, N.C.
2005	CIT	22-14	Lexington, Va.
2006	CIT	48-21	Charleston, S.C.
2007	CIT	70-28	Lexington, Va.
2011	CIT	41-14	Charleston, S.C.
2012	CIT	27-24	Charleston, Va.
2013	CIT	31-10	Charleston, S.C.
2014	CIT	45-25	Lexington, Va.
2015	CIT	35-14	Charleston, S.C.
2016	CIT	30-20	Lexington, Va.
2017	CIT	21-3	Charleston, S.C.
2018	CIT	34-32	Lexington, Va.

The Citadel 25, Western Carolina 17, 1 tie

At CIT: CIT leads 13-7

At WCU: CIT leads 12-10

At neutral sites: Tied 0-0-1

Brent Thompson vs. WCU: 2-1

Mark Speir vs. CIT: 2-5

Last CIT win: 38-24 in 2018

Last WCU win: 31-19 in 2017

Longest CIT streak: 5 (2004-08)

Longest WCU streak: 3, three times

Last 10 meetings: CIT leads 6-4

Current streak: CIT has won one

Largest CIT win: 38-13 in 1991

Largest WCU win: 44-17 in 1983

Year	Winner	Score	Site
1972	WCU	10-0	Charleston, S.C.
1977	CIT	20-0	Charleston, S.C.
1978	WCU	38-24	Cullowhee, N.C.
1979	CIT	21-19	Charleston, S.C.
1980	CIT	28-21	Cullowhee, N.C.
1981	CIT	12-3	Charleston, S.C.
1982	CIT	24-20	Cullowhee, N.C.
1983	WCU	44-17	Charleston, S.C.
1984	CIT	34-33	Cullowhee, N.C.
1985	CIT	10-3	Charleston, S.C.
1986	WCU	27-12	Cullowhee, N.C.
1987	CIT	38-24	Charleston, S.C.
1988	CIT	27-21	Cullowhee, N.C.
1989	Tie	22-22	Columbia, S.C.
1990	CIT	28-10	Cullowhee, N.C.
1991	CIT	38-13	Charleston, S.C.
1992	CIT	36-31	Cullowhee, N.C.
1993	WCU	38-18	Cullowhee, N.C.
1994	WCU	42-38	Charleston, S.C.
1995	WCU	31-14	Cullowhee, N.C.
1996	CIT	28-14	Charleston, S.C.
1997	WCU	45-25	Cullowhee, N.C.
1998	WCU	14-8	Charleston, S.C.
1999	WCU	24-17	Cullowhee, N.C.
2000	CIT	17-10	Charleston, S.C.
2001	WCU	28-25	Cullowhee, N.C.
2002	WCU	37-34	Charleston, S.C.
2003	WCU	28-21	Cullowhee, N.C.
2004	CIT	17-0	Charleston, S.C.
2005	CIT	17-7	Cullowhee, N.C.
2006	CIT	30-27 (OT)	Charleston, S.C.
2007	CIT	37-31	Cullowhee, N.C.
2008	CIT	34-14	Charleston, S.C.
2009	WCU	14-10	Cullowhee, N.C.
2010	WCU	24-13	Charleston, S.C.
2011	CIT	35-7	Cullowhee, N.C.
2012	CIT	45-31	Charleston, S.C.
2013	CIT	28-21	Cullowhee, N.C.
2014	WCU	29-15	Cullowhee, N.C.
2015	CIT	28-10	Charleston, S.C.
2016	CIT	37-14	Cullowhee, N.C.
2017	WCU	31-19	Charleston, S.C.

2018	CIT	38-24	Cullowhee, N.C.
------	-----	-------	-----------------

Furman 60, The Citadel 35, 3 ties

At CIT: FUR leads 24-21-2

At FUR: FUR leads 33-14

At neutral sites: FUR leads 3-0-1

Brent Thompson vs. FUR: 1-2

Clay Hendrix vs. CIT: 2-0

Last CIT win: 19-14 in 2016

Last FUR win: 28-17 in 2018

Longest CIT streak: 7 (1971-77)

Longest FUR streak: 9 (1982-90)

Last 10 meetings: Series tied 5-5

Current streak: FUR has won two

Largest CIT win: 75-0 in 1913

Largest FUR win: 58-13 in 1987

Year	Winner	Score	Site
1913	CIT	75-0	Charleston, S.C.
1919	FUR	21-6	Greenville, S.C.
1920	FUR	21-6	Charleston, S.C.
1921	FUR	42-0	Greenville, S.C.
1922	FUR	28-0	Florence, S.C.
1923	FUR	30-14	Greenville, S.C.
1924	CIT	6-0	Charleston, S.C.
1925	FUR	7-0	Greenville, S.C.
1926	FUR	7-0	Charleston, S.C.
1927	FUR	6-0	Charleston, S.C.
1928	FUR	13-0	Greenville, S.C.
1929	Tie	0-0	Charleston, S.C.
1930	FUR	31-6	Greenville, S.C.
1931	FUR	33-7	Charleston, S.C.
1932	FUR	20-0	Orangeburg, S.C.
1933	FUR	14-0	Greenville, S.C.
1934	FUR	6-0	Charleston, S.C.
1935	FUR	35-0	Greenville, S.C.
1936	FUR	13-7	Greenville, S.C.
1937	CIT	8-0	Charleston, S.C.
1938	CIT	9-6	Greenville, S.C.
1939	FUR	7-0	Charleston, S.C.
1940	FUR	36-7	Greenville, S.C.
1941	Tie	13-13	Charleston, S.C.
1942	FUR	20-0	Greenville, S.C.
1946	FUR	14-0	Charleston, S.C.
1947	FUR	7-0	Greenville, S.C.
1948	FUR	9-0	Greenville, S.C.
1949	FUR	19-7	Charleston, S.C.
1950	FUR	21-7	Greenville, S.C.
1951	FUR	35-14	Orangeburg, S.C.
1952	Tie	7-7	Orangeburg, S.C.
1953	FUR	27-0	Charleston, S.C.
1954	FUR	31-20	Greenville, S.C.
1955	CIT	25-19	Charleston, S.C.
1956	FUR	7-0	Greenville, S.C.
1957	CIT	18-14	Charleston, S.C.
1958	CIT	24-6	Greenville, S.C.
1959	CIT	18-14	Charleston, S.C.
1960	CIT	7-6	Greenville, S.C.
1961	CIT	9-8	Charleston, S.C.
1962	FUR	33-25	Greenville, S.C.
1963	FUR	34-25	Charleston, S.C.
1964	CIT	17-0	Greenville, S.C.
1965	CIT	28-0	Charleston, S.C.
1966	CIT	10-6	Greenville, S.C.
1967	FUR	14-6	Charleston, S.C.
1968	CIT	31-12	Greenville, S.C.
1969	CIT	37-21	Charleston, S.C.
1970	FUR	28-21	Greenville, S.C.
1971	CIT	35-33	Charleston, S.C.
1972	CIT	19-13	Greenville, S.C.
1973	CIT	26-21	Charleston, S.C.
1974	CIT	24-0	Greenville, S.C.
1975	CIT	13-9	Charleston, S.C.
1976	CIT	17-16	Greenville, S.C.
1977	CIT	10-3	Charleston, S.C.
1978	FUR	17-13	Greenville, S.C.
1979	FUR	45-44	Charleston, S.C.
1980	FUR	28-15	Greenville, S.C.
1981	CIT	35-18	Charleston, S.C.
1982	FUR	27-0	Greenville, S.C.
1983	FUR	49-21	Charleston, S.C.
1984	FUR	42-14	Greenville, S.C.
1985	FUR	42-0	Charleston, S.C.
1986	FUR	37-14	Greenville, S.C.

1987	FUR	58-13	Charleston, S.C.
1988	FUR	30-17	Greenville, S.C.
1989	FUR	44-9	Charleston, S.C.
1990	FUR	30-17	Greenville, S.C.
1991	CIT	10-6	Charleston, S.C.
1992	CIT	20-14	Greenville, S.C.
1993	CIT	20-10	Charleston, S.C.
1994	CIT	52-44	Greenville, S.C.
1995	FUR	24-3	Charleston, S.C.
1996	FUR	35-25	Greenville, S.C.
1997	FUR	21-7	Charleston, S.C.
1998	CIT	25-24	Greenville, S.C.
1999	FUR	31-17	Charleston, S.C.
2000	FUR	33-7	Greenville, S.C.
2001	FUR	30-7	Charleston, S.C.
2002	FUR	37-10	Greenville, S.C.
2003	CIT	10-9	Charleston, S.C.
2004	FUR	33-14	Greenville, S.C.
2005	FUR	39-31 (3OT)	Charleston, S.C.
2006	FUR	23-17	Greenville, S.C.
2007	CIT	54-51 (OT)	Charleston, S.C.
2008	FUR	34-20	Greenville, S.C.
2009	CIT	38-28	Charleston, S.C.
2010	FUR	31-14	Greenville, S.C.
2011	FUR	16-6	Charleston, S.C.
2012	CIT	42-20	Greenville, S.C.
2013	FUR	24-17	Charleston, S.C.
2014	CIT	42-35 (OT)	Charleston, S.C.
2015	CIT	38-17	Greenville, S.C.
2016	CIT	19-14	Charleston, S.C.
2017	FUR	56-20	Greenville, S.C.
2018	FUR	28-17	Charleston, S.C.

The Citadel 10, Mercer 5, 1 tie

At CIT: CIT leads 4-3-1

At MER: CIT leads 4-0

At neutral sites: Series tied 2-2

Brent Thompson vs. MER: 2-1

Bobby Lamb vs. CIT: 7-7 (6-3 FUR, 1-4 MER)

Last CIT win: 38-31 in 2018

Last MER win: 24-14 in 2017

Longest CIT streak: 3 (2014-16)

Longest MER streak: 2 (1927-28)

Last 10 meetings: CIT leads 6-4

Current streak: CIT has won one

Largest CIT win: 31-0 in 1925

Largest MER win: 26-0 in 1931

Year	Winner	Score	Site
1906	CIT	10-0	Charleston, S.C.
1908	CIT	10-0	Charleston, S.C.
1910	MER	21-0	Savannah, Ga.
1911	CIT	5-0	Savannah, Ga.
1913	Tie	7-7	Charleston, S.C.
1925	CIT	31-0	Augusta, Ga.
1926	CIT	12-7	Macon, Ga.
1927	MER	6-0	Charleston, S.C.
1928	MER	7-0	Savannah, Ga.
1929	CIT	21-13	Charleston, S.C.
1931	MER	26-0	Charleston, S.C.
2014	CIT	28-26	Macon, Ga.
2015	CIT	21-19	Charleston, S.C.
2016	CIT	24-23	Macon, Ga.
2017	MER	24-14	Charleston, S.C.
2018	CIT	38-31	Macon, Ga.

ETSU 16, The Citadel 11

At CIT: Series tied 7-7

At ETSU: ETSU leads 9-4

Brent Thompson vs. ETSU: 2-1

Randy Sanders vs. CIT: 1-0

Last CIT win: 31-25 in 2017

Last ETSU win: 26-23 in 2018

Longest CIT streak: 3 (1990-92)

Longest ETSU streak: 4 (1981-84; 1993-96)

Last 10 meetings: Series tied 5-5

Current streak: ETSU has won one

Largest CIT win: 45-10 in 2016

Largest ETSU win: 45-0 in 1983

Year	Winner	Score	Site
1966	CIT	3-0	Charleston, S.C.
1981	ETSU	17-13	Johnson City, Tenn.
1982	ETSU	3-0	Charleston, S.C.
1983	ETSU	45-0	Johnson City, Tenn.



THE CITADEL

THE CITADEL VS. 2019 OPPONENTS

1984	ETSU	16-6	Charleston, S.C.
1985	CIT	28-21	Johnson City, Tenn.
1986	ETSU	35-9	Charleston, S.C.
1987	ETSU	24-21	Johnson City, Tenn.
1988	CIT	48-21	Charleston, S.C.
1989	ETSU	35-33	Johnson City, Tenn.
1990	CIT	35-15	Charleston, S.C.
1991	CIT	17-7	Johnson City, Tenn.
1992	CIT	28-7	Charleston, S.C.
1993	ETSU	20-17	Johnson City, Tenn.
1994	ETSU	56-34	Charleston, S.C.
1995	ETSU	21-13	Johnson City, Tenn.
1996	ETSU	41-20	Charleston, S.C.
1997	CIT	23-20 (OT)	Johnson City, Tenn.
1998	CIT	31-20	Charleston, S.C.
1999	ETSU	28-10	Johnson City, Tenn.
2000	ETSU	20-7	Charleston, S.C.
2001	ETSU	23-21	Johnson City, Tenn.
2002	CIT	26-7	Charleston, S.C.
2003	ETSU	16-13	Johnson City, Tenn.
2016	CIT	45-10	Charleston, S.C.
2017	CIT	31-25	Johnson City, Tenn.
2018	ETSU	26-23	Charleston, S.C.

Chattanooga 31, The Citadel 19, 2 ties

At CIT: UTC leads 13-12-1
At UTC: UTC leads 18-7-1
Brent Thompson vs. CIT: 2-1
Rusty Wright vs. CIT: 0-0
Last CIT win: 20-14 in 2017
Last UTC win: 29-28 (OT) in 2018
Longest CIT streak: 3, three times
Longest UTC streak: 5 (1982-87)
Last 10 meetings: UTC leads 7-3
Current streak: UTC has won one
Largest CIT win: 41-16 in 2007
Largest UTC win: 42-7 in 1986

Year	Winner	Score	Site
1926	UTC	6-3	Charleston, S.C.
1927	UTC	31-6	Chattanooga, Tenn.
1930	Tie	7-7	Charleston, S.C.
1936	UTC	13-0	Charleston, S.C.
1968	UTC	31-9	Chattanooga, Tenn.
1969	UTC	10-5	Charleston, S.C.
1970	UTC	29-28	Chattanooga, Tenn.
1971	CIT	52-35	Charleston, S.C.
1972	CIT	12-0	Chattanooga, Tenn.
1973	CIT	28-20	Charleston, S.C.

1975	UTC	24-6	Chattanooga, Tenn.
1976	CIT	14-10	Charleston, S.C.
1977	UTC	21-14	Chattanooga, Tenn.
1979	UTC	28-7	Chattanooga, Tenn.
1980	CIT	29-13	Charleston, S.C.
1981	Tie	28-28	Chattanooga, Tenn.
1982	UTC	24-7	Charleston, S.C.
1983	UTC	30-9	Chattanooga, Tenn.
1985	UTC	34-17	Chattanooga, Tenn.
1986	UTC	42-7	Charleston, S.C.
1987	UTC	22-19	Chattanooga, Tenn.
1988	CIT	23-17	Charleston, S.C.
1989	UTC	17-9	Chattanooga, Tenn.
1990	UTC	7-6	Charleston, S.C.
1991	UTC	33-26	Chattanooga, Tenn.
1992	CIT	33-13	Chattanooga, Tenn.
1993	CIT	41-27	Chattanooga, Tenn.
1994	CIT	42-26	Charleston, S.C.
1995	UTC	29-24	Chattanooga, Tenn.
1996	CIT	16-13	Charleston, S.C.
1997	CIT	7-3	Chattanooga, Tenn.
1998	UTC	13-10	Charleston, S.C.
1999	UTC	30-27 (OT)	Chattanooga, Tenn.
2000	UTC	20-13	Charleston, S.C.
2001	CIT	20-17 (2OT)	Chattanooga, Tenn.
2002	UTC	34-31	Charleston, S.C.
2003	UTC	29-20	Chattanooga, Tenn.
2004	CIT	44-24	Charleston, S.C.
2005	UTC	31-21	Chattanooga, Tenn.
2006	CIT	24-21	Charleston, S.C.
2007	CIT	41-16	Chattanooga, Tenn.
2008	CIT	24-21	Charleston, S.C.
2009	UTC	31-28	Chattanooga, Tenn.
2010	UTC	28-10	Charleston, S.C.
2011	CIT	28-27	Chattanooga, Tenn.
2012	UTC	28-10	Charleston, S.C.
2013	UTC	28-24	Chattanooga, Tenn.
2014	UTC	34-14	Charleston, S.C.
2015	UTC	31-23	Chattanooga, Tenn.
2016	CIT	22-14	Charleston, S.C.
2017	CIT	20-14	Chattanooga, Tenn.
2018	UTC	29-28 (OT)	Charleston, S.C.

The Citadel 42, Wofford 29, 1 tie

At CIT: CIT leads 28-13-1
At WOF: WOF leads 16-11
At neutral sites: CIT leads 3-0
Brent Thompson vs. WOF: 1-3

Josh Conklin vs. CIT: 1-0
Last CIT win: 24-21 in 2016
Last WOF win: 28-21 in 2018
Longest CIT streak: 15 (1959-90)
Longest WOF streak: 16 (1999-14)
Last 10 meetings: WOF leads 8-2
Current streak: WOF has won three
Largest CIT win: 41-0 in 1936
Largest WOF win: 43-14 in 2011

Year	Winner	Score	Site
1916	CIT	37-0	Charleston, S.C.
1919	WOF	12-0	Spartanburg, S.C.
1920	CIT	19-0	Charleston, S.C.
1921	CIT	28-0	Charleston, S.C.
1923	CIT	9-0	Spartanburg, S.C.
1924	CIT	19-0	Charleston, S.C.
1926	CIT	6-0	Spartanburg, S.C.
1927	Tie	6-6	Charleston, S.C.
1928	WOF	9-7	Spartanburg, S.C.
1929	CIT	7-0	Spartanburg, S.C.
1930	CIT	7-6	Spartanburg, S.C.
1931	CIT	28-7	Charleston, S.C.
1932	CIT	13-0	Spartanburg, S.C.
1933	CIT	14-0	Charleston, S.C.
1934	CIT	18-7	Spartanburg, S.C.
1935	CIT	20-7	Charleston, S.C.
1936	CIT	41-0	Augusta, S.C.
1937	CIT	38-0	Spartanburg, S.C.
1938	CIT	27-0	Charleston, S.C.
1939	CIT	21-2	Wilmington, S.C.
1940	CIT	7-3	Orangeburg, S.C.
1941	CIT	42-7	Charleston, S.C.
1949	WOF	21-7	Spartanburg, S.C.
1954	CIT	14-13	Spartanburg, S.C.
1955	WOF	27-7	Spartanburg, S.C.
1956	WOF	23-19	Spartanburg, S.C.
1957	WOF	34-0	Spartanburg, S.C.
1958	WOF	18-6	Spartanburg, S.C.
1959	CIT	40-8	Spartanburg, S.C.
1967	CIT	17-7	Charleston, S.C.
1975	CIT	16-7	Charleston, S.C.
1977	CIT	7-0	Charleston, S.C.
1978	CIT	35-17	Charleston, S.C.
1979	CIT	49-30	Charleston, S.C.
1980	CIT	35-3	Charleston, S.C.
1981	CIT	24-14	Charleston, S.C.
1982	CIT	21-14	Charleston, S.C.
1984	CIT	23-16	Charleston, S.C.
1985	CIT	42-28	Charleston, S.C.
1986	CIT	20-6	Charleston, S.C.
1987	CIT	38-0	Charleston, S.C.
1989	CIT	42-21	Charleston, S.C.
1990	CIT	48-14	Charleston, S.C.
1991	WOF	15-12	Charleston, S.C.
1992	CIT	30-13	Charleston, S.C.
1993	WOF	20-6	Charleston, S.C.
1994	CIT	31-3	Charleston, S.C.
1995	CIT	27-10	Charleston, S.C.
1996	WOF	26-21	Charleston, S.C.
1997	CIT	7-3	Charleston, S.C.
1998	CIT	20-14	Spartanburg, S.C.
1999	WOF	47-16	Charleston, S.C.
2000	WOF	31-10	Spartanburg, S.C.
2001	WOF	13-0	Charleston, S.C.
2002	WOF	27-14	Spartanburg, S.C.
2003	WOF	42-16	Charleston, S.C.
2004	WOF	38-17	Spartanburg, S.C.
2005	WOF	28-10	Charleston, S.C.
2006	WOF	28-20	Spartanburg, S.C.
2007	WOF	28-7	Charleston, S.C.
2008	WOF	33-28	Spartanburg, S.C.
2009	WOF	43-17	Charleston, S.C.
2010	WOF	35-0	Spartanburg, S.C.
2011	WOF	43-14	Charleston, S.C.
2012	WOF	24-21	Spartanburg, S.C.
2013	WOF	21-10	Charleston, S.C.
2014	WOF	17-13	Spartanburg, S.C.
2015	CIT	39-12	Charleston, S.C.
2016	CIT	24-21 (OT)	Spartanburg, S.C.
2016*	WOF	17-3	Charleston, S.C.
2017	WOF	20-16	Charleston, S.C.
2018	WOF	28-21	Spartanburg, S.C.

* NCAA Playoffs



CITADEL LINEBACKER WILLIE EUBANKS III

#SoConFB



THE CITADEL YEAR-BY-YEAR

Year	Overall	SoCon	Place	Coach
1905	2 3 1			Sidney Smith
1906	3 0 0			Ralph Foster
1907	1 5 1			Ralph Foster
1908	4 1 1			Ralph Foster
1909	4 3 2			Sam Costen
1910	3 4 0			Sam Costen
1911	5 2 2			L.S. LeTellier
1912	3 4 0			L.S. LeTellier
1913	3 4 2			George Rogers
1914	2 5 0			George Rogers
1915	5 3 0			George Rogers
1916	6 1 1			Harry O'Brien
1917	3 3 0			Harry O'Brien
1918	0 2 1			Harry O'Brien
1919	4 4 1			George Rogers
1920	2 6 0			Harry O'Brien
1921	3 3 2			Harry O'Brien
1922	3 5 0			Carl Prause
1923	5 3 1			Carl Prause
1924	6 4 0			Carl Prause
1925	6 4 0			Carl Prause
1926	7 3 0			Carl Prause
1927	3 6 1			Carl Prause
1928	6 3 1			Carl Prause
1929	5 4 1			Carl Prause
1930	4 5 2			Johnny Floyd
1931	5 4 1			Johnny Floyd
1932	4 5 0			Tatum Gressette
1933	3 5 1			Tatum Gressette
1934	3 5 1			Tatum Gressette
1935	4 3 1			Tatum Gressette
1936	4 6 0	0 4 0	t-14th	Tatum Gressette
1937	7 4 0	2 3 0	t-8th	Tatum Gressette
1938	6 5 0	2 3 0	11th	Tatum Gressette
1939	3 8 0	0 4 0	15th	Tatum Gressette
1940	4 5 0	0 4 0	15th	John Rowland
1941	4 3 1	0 2 1	14th	John Rowland
1942	5 2 0	2 2 0	8th	John Rowland
1943-45	No team			
1946	3 5 0	1 5 0	15th	Quinn Decker
1947	3 5 0	1 4 0	t-13th	Quinn Decker
1948	2 7 0	0 5 0	16th	Quinn Decker
1949	4 5 0	2 2 0	t-7th	Quinn Decker
1950	4 6 0	2 3 0	11th	Quinn Decker
1951	4 6 0	1 3 0	14th	Quinn Decker
1952	3 5 1	1 3 1	13th	Quinn Decker
1953	2 7 0	1 3 0	9th	J.D. McMillan
1954	2 8 0	0 4 0	9th	J.D. McMillan
1955	5 4 0	2 2 0	6th	John Sauer
1956	3 5 1	1 3 0	8th	John Sauer
1957	5 4 1	4 2 0	3rd	Eddie Teague
1958	4 6 0	2 3 0	t-6th	Eddie Teague
1959	8 2 0	5 1 0	2nd	Eddie Teague
1960	8 2 1	4 2 0	t-2nd	Eddie Teague
1961	7 3 0	5 1 0	1st	Eddie Teague
1962	3 7 0	1 4 0	7th	Eddie Teague
1963	4 6 0	2 4 0	7th	Eddie Teague
1964	4 6 0	4 3 0	t-4th	Eddie Teague
1965	2 8 0	2 6 0	8th	Eddie Teague
1966	4 6 0	3 5 0	6th	Red Parker
1967	5 5 0	2 4 0	7th	Red Parker
1968	5 5 0	4 2 0	2nd	Red Parker
1969	7 3 0	4 2 0	3rd	Red Parker
1970	5 6 0	4 2 0	2nd	Red Parker
1971	8 3 0	4 2 0	3rd	Red Parker
1972	5 6 0	4 3 0	4th	Red Parker
1973	3 8 0	1 6 0	t-7th	Bobby Ross
1974	4 7 0	3 4 0	5th	Bobby Ross
1975	6 5 0	4 3 0	4th	Bobby Ross
1976	6 5 0	1 4 0	6th	Bobby Ross
1977	5 6 0	3 2 0	3rd	Bobby Ross
1978	5 6 0	2 3 0	5th	Art Baker
1979	6 5 0	4 2 0	3rd	Art Baker

Year	Overall	SoCon	Place	Coach
1980	7 4 0	3 2 0	4th	Art Baker
1981	7 3 1	3 2 1	t-4th	Art Baker
1982	5 6 0	3 4 0	t-4th	Art Baker
1983	3 8 0	1 6 0	t-7th	Tom Moore
1984	7 4 0	4 2 0	3rd	Tom Moore
1985	5 5 1	2 4 1	t-5th	Tom Moore
1986	3 8 0	0 6 0	t-8th	Tom Moore
1987	4 7 0	1 5 0	8th	Charlie Taaffe
1988	8 4 0	5 2 0	3rd	Charlie Taaffe
1989	5 5 1	1 5 1	8th	Charlie Taaffe
1990	7 5 0	4 3 0	t-4th	Charlie Taaffe
1991	7 4 0	5 2 0	t-2nd	Charlie Taaffe
1992	11 2 0	6 1 0	1st	Charlie Taaffe
1993	5 6 0	4 4 0	t-4th	Charlie Taaffe
1994	6 5 0	4 4 0	t-5th	Charlie Taaffe
1995	2 9 0	0 8 0	9th	Charlie Taaffe
1996	4 7 0	3 5 0	5th	Don Powers
1997	6 5 0	4 4 0	t-5th	Don Powers
1998	5 6 0	4 4 0	t-4th	Don Powers
1999	2 9 0	1 7 0	8th	Don Powers
2000	2 9 0	1 7 0	8th	Don Powers
2001	3 7 0	2 6 0	7th	Ellis Johnson
2002	3 9 0	1 7 0	9th	Ellis Johnson
2003	6 6 0	4 4 0	t-4th	Ellis Johnson
2004	3 7 0	2 5 0	t-5th	John Zernhelt
2005	4 7 0	2 5 0	7th	Kevin Higgins
2006	5 6 0	4 3 0	4th	Kevin Higgins
2007	7 4 0	4 3 0	t-3rd	Kevin Higgins
2008	4 8 0	2 6 0	7th	Kevin Higgins
2009	4 7 0	2 6 0	t-7th	Kevin Higgins
2010	3 8 0	1 7 0	t-8th	Kevin Higgins
2011	4 7 0	2 6 0	8th	Kevin Higgins
2012	7 4 0	5 3 0	t-4th	Kevin Higgins
2013	5 7 0	4 4 0	t-4th	Kevin Higgins
2014	5 7 0	3 4 0	5th	Mike Houston
2015	9 4 0	6 1 0	t-1st	Mike Houston
2016	10 2 0	8 0 0	1st	Brent Thompson
2017	5 6 0	3 5 0	t-6th	Brent Thompson
2018	5 6 0	4 4 0	t-5th	Brent Thompson
Total	507-561-32	208-295-5		

ALL-TIME CITADEL COACHES

Coach	Seasons	Years	W	L	T	Pct.
Sidney Smith	1905	1	2	3	1	.417
Ralph Foster	1906-08	3	8	6	2	.563
Sam Costen	1909-10	2	7	7	2	.500
L.S. LeTellier	1911-12	2	8	6	2	.563
George Rogers	1913-15, 1919	4	14	16	3	.470
Harry O'Brien	1916-18, 1920-21	5	14	15	4	.485
Carl Prause	1922-29	8	41	32	4	.558
Johnny Floyd	1930-31	2	9	9	3	.500
Tatum Gressette	1932-39	8	34	41	3	.455
John Rowland	1940-42	3	13	10	1	.563
Quinn Decker	1946-52	7	23	39	1	.373
J.D. McMillan	1953-54	2	4	15	0	.211
John Sauer	1955-56	2	8	9	1	.472
Eddie Teague	1957-65	9	45	44	2	.505
Red Parker	1966-72	7	39	34	0	.534
Bobby Ross	1973-77	5	24	31	0	.436
Art Baker	1978-82	5	30	24	1	.555
Tom Moore	1983-86	4	18	25	1	.420
Charlie Taaffe	1987-95	9	55	47	1	.539
Don Powers	1996-00	5	19	36	0	.345
Ellis Johnson	2001-03	3	12	22	0	.353
John Zernhelt	2004	1	3	7	0	.300
Kevin Higgins	2005-13	9	43	58	0	.426
Mike Houston	2014-15	2	14	11	0	.560
Brent Thompson	2016-present	3	20	14	0	.588



JOHNSON HAGOOD STADIUM (11,332)

RANDY SANDERS HEAD COACH



Alma mater (year):.....Tennessee (1989)
Hometown:.....Morristown, Tenn.
Career record (years):.....8-4 (1)
School record (years):..... Same
SoCon record (years):.....6-2 (1)
FCS Playoff appearances:..... 1

SANDERS' YEAR-BY-YEAR RECORD

Year	School	SoCon	Overall
2018.....	ETSU.....	6-2 (t-1st)	8-4
Career (1)	6-2 (.750)	8-4 (.667)	

2019 COACHING STAFF

Mike Rader Offensive Coordinator/Wide Receivers
 Billy Taylor Defensive Coordinator/Inside Linebackers
 Daryl Daye Special Teams Coordinator/Defensive Line
 Gary Downs Recruiting Coordinator/Running Backs
 Steve Brown Defensive Backs
 Dylan Lewellyn Outside Linebackers
 Matt McCutchan Offensive Line
 Price Patrick Quarterbacks/Director of Football Operations
 Bryan Stork Tight Ends
 Collins Ukwu Defensive Ends

2019 ROSTER

#SoConFB

No.	Name	Pos.	Ht.	Wt.	Cl.	Hometown/Previous school	No.	Name	Pos.	Ht.	Wt.	Cl.	Hometown/Previous school
1	Quay Holmes	RB	6-1	216	R-So.	Powder Springs, Ga./McEachern	45	Nasir Player	DL	6-5	271	R-Sr.	Columbia, S.C./Ridge View
2	Tyler Riddell	QB	5-11	174	Fr.	Tampa, Fla./Chamberlain	46	Jordan Anderson	TE	6-2	235	Gr.	Knoxville, Tenn./Brown
3	Jared Folks	LB	6-1	230	R-Sr.	Harrisburg, Pa./Temple	47	Dustin Nickle	LS	6-2	226	R-Sr.	Knoxville, Tenn./Webb School
4	Karon Delince	DB	5-9	170	Jr.	Phenix City, Ala./Central	48	Jake Hyer	DL/LS	6-5	250	Fr.	Dandridge, Tenn./Jefferson County
5	Trey Mitchell	QB	6-4	230	R-Fr.	Knoxville, Tenn./Knox Central	48	Jawan Martin	LB	6-0	210	R-Fr.	Decatur, Tenn./Meigs County
6	Jamal Couch	WR	6-4	227	R-Jr.	Phenix City, Ala./Mississippi State	49	Jason Maduafokwa	DL	6-3	270	R-Sr.	Seymour, Tenn./The King's Academy
6	Logan Bowers	K/P	5-10	189	R-Fr.	Knoxville, Tenn./Knox West	50	Max Howell	OL	6-3	310	Fr.	Huntington, W. Va./Huntington
7	Quinn Smith	DB	5-9	173	R-Fr.	Cincinnati, Ohio/Winton Woods	51	Austin Rowan	DL	6-1	270	Sr.	Knoxville, Tenn./Knox Catholic
8	Jacob Saylor	RB	5-11	190	So.	Jasper, Tenn./Marion County	52	Tremond Shorts	OL	6-4	326	R-So.	Hampton, Ga./Lovejoy
9	Treyvion Houston	ATH/QB	6-1	178	Fr.	Taylor, S.C./Greer	53	Chandler Mullins	LS	6-0	205	R-Fr.	Elizabethton, Tenn./Elizabethton
9	Jordan Coffin	WR	6-3	182	Fr.	Knoxville, Tenn./Karns	54	Colton Lakes	LB	6-5	236	R-Jr.	Loveland, Ohio/Loveland
10	Dashaun McKinney	WR	6-1	211	Fr.	Knoxville, Tenn./Fulton	55	Logan Shipley	DL	6-2	250	Fr.	Greeneville, Tenn./Greeneville
11	Cade Weldon	QB	6-3	220	R-So.	Tampa, Fla./Miami/Fla.	56	Jacob Hensley	OL	6-2	290	Fr.	Fairfield, Ohio/Fairfield
12	MJ Woods	DB	6-1	181	So.	Seale, Ala./Central	58	Andrew Kern	OL	6-0	225	Jr.	Kingsport, Tenn./UVA Wise
13	Jeremy Lewis	DB	5-11	180	Sr.	Lawrenceville, Ga./Collins Hill	59	Jalen Porter	LB	6-2	238	R-Fr.	Gallatin, Tenn./Gallatin
14	Keith Coffee	WR	6-4	190	R-Jr.	Miami, Fla./Brookwood	62	Mason McNutt	OL	6-4	285	R-Sr.	Knoxville, Tenn./South-Doyle
15	Chance Thrasher	QB	6-2	220	Sr.	Suwanee, Ga./Coastal Carolina	63	Dakota Finger	DL	5-11	259	R-Jr.	Boone, N.C./Watauga
16	Tyree Robinson	DB	5-11	184	Jr.	Gainesville, Ga./Gainesville	65	Ben Blackmon	OL	6-3	301	R-Sr.	Newberry, S.C./Newberry HS
17	Dr'Andre Davis	LB/DE	6-2	230	Fr.	Charlotte, N.C./Hough	66	Dadley Louis	OL	6-6	312	R-So.	Chattanooga, Tenn./Red Bank
18	Cameron Lewis	QB	6-3	200	R-Fr.	McDonough, Ga./Eagles Landing	67	Myles Smith	OL	6-5	303	R-Sr.	Greeneville, Tenn./South Greene
19	Dilan Henderson	DB	6-0	178	R-Fr.	Pinson, Ala./Pinson Valley	69	Bryson Casteel	OL	6-4	330	R-Fr.	Woodbridge, Va./Woodbridge
20	Giovanni Dyer	WR	5-9	151	Fr.	Johns Creek, Ga./Johns Creek	71	Tavon Matthews	OL	6-1	309	Fr.	Knoxville, Tenn./Emory & Henry
21	Dwayne Ruff	DE/LB	5-11	185	Fr.	Savannah, Ga./Calvary Day School	71	Ellis Chapman	DL	5-11	265	R-So.	Greeneville, Tenn./Greeneville
22	Zack Yancey	LB	5-11	210	Jr.	Opelika, Ala./Opelika	72	Eddie Gajardo	OL	6-6	291	R-Jr.	Dandridge, Tenn./Jefferson County
23	Chris Armstrong	DB	6-0	204	R-Fr.	Foley, Ala./Foley	74	Camran Cody	DL	6-2	260	R-Fr.	Gainesville, Ga./Fork Union Military Acad.
24	Isaiah Wilson	WR	6-0	205	Fr.	Norcross, Ga./Norcross	75	Cason Setzekorn	OL	6-6	270	R-Fr.	Johnson City, Tenn./Science Hill
24	Zeb Petty	TE	6-2	205	R-Fr.	Kodak, Tenn./Northview Academy	76	Blake Austin	OL	6-4	290	Fr.	Rossville, Ga./Ridgeland
25	Jalyn Williams	RB	5-9	170	R-Fr.	Swainsboro, Ga./Swainsboro	77	Frederick Norman Jr.	OL	6-6	295	Fr.	Asheville, N.C./TC Roberson
26	Artevious Smith	DB	5-10	179	R-Sr.	Birmingham, Ala./Clay-Chalkville	79	Cameron Parker	OL	6-6	303	R-Jr.	Vienna, Ga./Dooly County
27	Erek Campbell	DB	5-11	184	Fr.	Memphis, Tenn./Lausanne Collegiate School	80	Desi Lester Jr.	WR	6-1	160	R-Fr.	Nolensville, Tenn./Nolensville
27	Zayquan Gillespie	DB	6-0	180	So.	Gatlinburg, Tenn./Gatlinburg-Pittman	81	Tim Stayskal	TE	6-4	211	Fr.	Tallahassee, Fla./Chiles
28	Alijah Huzzie	DB	5-11	180	Fr.	Franklin, Ga./Heard County	82	Tyler Keltner	P/K	5-11	160	Fr.	Murfreesboro, Tenn./Oakland HS
29	DJ Twitty	RB	6-0	210	R-Fr.	Inman, S.C./Chapman	83	Garrett Taylor	K/P	5-10	155	Fr.	Duluth, Ga./Duluth
29	Javarus Barksdale-Blair	DB	6-0	175	R-Jr.	Lexington, Ky./Oklahoma State	86	Will Huzzie	WR	6-3	181	R-Fr.	Red Boiling Springs, Tenn./Tusculum
30	Donovan Manuel	LB	6-1	200	R-Fr.	Ellenwood, Ga./Stockbridge	87	Mason Hewitt	TE	6-3	250	R-So.	Hoschton, Ga./Mill Creek
31	Jaylen Frierson	RB	6-0	225	Fr.	Franklin, Tenn./Battle Ground Academy	88	Braxton Richburg	WR	6-0	182	R-Jr.	Bealeton, Va./Liberty
32	JD Griffin	LB	6-3	244	Sr.	Kodak, Tenn./Sevier County	89	Anthony Spagnoletti	WR	6-2	188	R-Sr.	Monroe, Ga./Monroe Area
33	Edward Davis	LB	6-0	224	R-Sr.	Farmville, N.C./Appalachian State	90	Javion Heard	DL	6-2	262	R-Fr.	Palm Coast, Fla./Matanzas
35	Nick Payne	DB	6-3	206	R-Jr.	Greeneville, Tenn./Greeneville	92	Dru Bowers	LB/DE	6-4	210	R-Fr.	Cincinnati, Ohio/Mount Healthy
36	Trey Middleton	LB/DB	6-2	226	Fr.	Marietta, Ga./Walton	94	Olajuwon Pintelton	DL	6-7	238	R-Jr.	Spartanburg, S.C./Spartanburg
36	Donovan Swinger	TE	6-1	205	So.	Anderson, S.C./T.L. Hannah	96	Landon Kunak	K/P	6-2	184	R-Sr.	Cincinnati, Ohio/Archbishop Moeller
37	Dawson Pierson	LB	6-2	260	R-Fr.	Kingsport, Tenn./Dobyns Bennett	98	Miles Manigault	DL	6-2	276	R-So.	Loveland, Ohio/Kings
38	Julian Lane-Price	WR	6-2	180	R-Fr.	Mosheim, Tenn./West Greene	99	Blake Bockrath	LB	6-6	232	R-Jr.	Hartwell, Ga./Hart County
39	Max Evans	DL	6-3	275	Fr.	Middletown, Ohio/Madison	--	O'Neal Anderson	WR	6-0	205	Fr.	Clarksville, Tenn./Clarksville
40	Noah West	TE	6-3	230	Fr.	Louisa, Ky./Lawrence County	--	Ford Cooper	QB	6-0	190	Fr.	Alpharetta, Ga./Milton
41	Chris Ross	LB	6-1	200	R-So.	Enterprise, Ala./Enterprise	--	Uriah Mellem	ATH	5-10	160	Fr.	Ooltewah, Tenn./Ooltewah
41	James Gowen III	RB	5-10	197	Jr.	Charlotte, N.C./Olympics	--	Malachi Quinn	TE	6-2	215	Fr.	Ooltewah, Tenn./Ooltewah
42	Stephen Scott	LB	5-11	232	Fr.	Greensboro, N.C./Page	--	Sincere Quinn	ATH	6-1	185	Fr.	Erwin, Tenn./Unicoi County
42	Austin Mayo	DE	6-0	238	R-So.	Jackson, Tenn./Cumberland	--	Brett Strother	LB	6-0	196	Fr.	Boone, N.C./Watauga
43	Rodney Wright	DE	6-2	238	Fr.	Athens, Ga./Clarke Central	--	Zachary West	DB	6-0	180	Fr.	
44	Nate Adkins	TE	6-3	226	So.	Knoxville, Tenn./Bearden							



ETSU DEFENSIVE LINEMAN NASIR PLAYER

ETSU BUCS

Basic information

Location: Johnson City, Tenn.
 Founded: 1911
 Enrollment: 14,334
 Nickname: Buccaneers (Bucs)
 Colors: Navy Blue and Old Gold
 President: Dr. Brian Noland
 Director of athletics: Scott Carter
 Stadium: William B. Greene, Jr. Stadium
 Capacity: 7,694

Media relations

Football contact: David Fox
 Email: foxdh1@etsu.edu
 Office: 423-439-5263
 Cell: 423-767-3607
 Press box phone: 423-747-3877
 Website: ETSUBucs.com

Team information

2018 record: 8-4
 SoCon record: 6-2 (t-1st)
 Home: 5-1
 Away: 3-3
 Lettermen returning/lost: 27/24
 Off. starters returning/lost: 4/7
 Def. starters returning/lost: 8/3
 Specialists returning/lost: 2/5
 Basic offense: Spread
 Basic defense: 3-4



David Fox
Football SID

SoCon titles (1)

2018

FCS Playoff appearances (2)

1996, 2018

2019 SCHEDULE

Aug. 31 (3:30 p.m.)
at Appalachian State
 (ESPN+)



Oct. 17 (7 p.m.)
at Chattanooga*
 (ESPN3 or +)



Sept. 7 (7:30 p.m.)
Shorter
 (ESPN3 or +)



Oct. 26 (TBA)
at Samford*
 (ESPN3 or +)



Sept. 14 (7:30 p.m.)
VMI*
 (ESPN3 or +)



Nov. 2 (3:30 p.m.)
The Citadel*
 (Nexstar/ESPN3 or +)



Sept. 21 (7:30 p.m.)
Austin Peay
 (ESPN3 or +)



Nov. 9 (3:30 p.m.)
at Western Carolina*
 (Nexstar/ESPN3 or +)



Sept. 28 (1 p.m.)
at Furman*
 (Nexstar/ESPN3 or +)



Nov. 16 (1 p.m.)
Mercer*
 (ESPN3 or +)




Oct. 5 (3:30 p.m.)
Wofford*
 (ESPN3 or +)



Nov. 23 (TBA)
at Vanderbilt
 (TBD)



* Southern Conference game



**ETSU RUNNING BACK
 QUAY HOLMES**



2018 INDIVIDUAL STATISTICS

2018 TEAM STATISTICS

TEAM STATISTICS

ETSU	OPP
Points Per Game	26.4
FIRST DOWNS	243
Rushing	98
Passing	119
Penalty	26
RUSHING YARDAGE	1588
Yards gained rushing	1969
Yards lost rushing	381
Rushing Attempts	439
Average Per Rush	3.6
Average Per Game	132.3
TDs Rushing	25
PASSING YARDAGE	2626
Comp-Att-Int	236-401-15
Average Per Pass	6.5
Average Per Catch	11.1
Average Per Game	218.8
TDs Passing	11
TOTAL OFFENSE	4214
Total Plays	840
Average Per Play	5.0
Average Per Game	351.2
KICK RETURNS: #-Yards	28-518
PUNT RETURNS: #-Yards	15-136
INT RETURNS: #-Yards	14-211
KICK RETURN AVERAGE	18.5
PUNT RETURN AVERAGE	9.1
INT RETURN AVERAGE	15.1
FUMBLES-LOST	16-8
PENALTIES-Yards	58-395
Average Per Game	32.9
PUNTS-Yards	55-2166
Average Per Punt	39.4
Net punt average	35.2
TIME OF POSSESSION/Game	29:26
3RD-DOWN Conversions	69/169
3rd-Down Pct	41%
4TH-DOWN Conversions	9/20
4th-Down Pct	45%
SACKS BY-Yards	30-156
MISC YARDS	0
TOUCHDOWNS SCORED	40
FIELD GOALS-ATTEMPTS	13-17
ON-SIDE KICKS	0-1
RED-ZONE SCORES	(43-48) 90%
RED-ZONE TOUCHDOWNS	(30-48) 63%
PAT-ATTEMPTS	(36-37) 97%
ATTENDANCE	138042
Games/Avg Per Game	6/23007

SCORE BY QUARTERS

	1st	2nd	3rd	4th	OT	Total
ETSU	60	89	58	90	15	312
OPP	54	97	67	86	13	317

RUSHING	GP	Att	Gain	Loss	Net	Avg	TD	Long	Avg/G
Quay Holmes	12	205	966	38	928	4.5	13	34	77.3
Jacob Saylor	11	86	620	5	615	7.2	4	45	55.9
Austin Herink	11	74	336	162	174	2.4	4	42	15.8
Logan Marchi	6	26	109	29	80	3.1	1	19	13.3
Matt Thompson	11	9	51	1	50	5.6	1	18	4.5
Dontavius Monroe	2	3	9	0	9	3.0	0	4	4.5
Quan Harrison	8	1	4	0	4	4.0	0	4	0.5
Anthony Spagnoletti	12	1	0	4	-4	-4.0	0	0	-0.3
TEAM	9	8	0	10	-10	-1.2	0	0	-1.1
Total.....	12	413	2095	249	1846	4.5	23	45	153.8
Opponents.....	12	439	1969	381	1588	3.6	25	48	132.3

PASSING	GP	Effic	Comp-Att-Int	Pct	Yards	TD	Long	Avg/G
Austin Herink	11	118.60	156-264-8	59.1	1825	6	54	165.9
Logan Marchi	6	94.81	55-114-6	48.2	657	3	55	109.5
TEAM	9	0.00	0-1-0	0.0	0	0	0	0.0
Total.....	12	111.13	211-379-14	55.7	2482	9	55	206.8
Opponents.....	12	115.43	236-401-15	58.9	2626	11	69	218.8

RECEIVING	G	No.	Yds	Avg	TD	Lg	Avg/G
Kobe Kelley	12	35	486	13.9	2	41	40.5
Quay Holmes	12	34	279	8.2	2	54	23.2
Keith Coffee	10	26	283	10.9	0	52	28.3
Jacob Saylor	11	23	219	9.5	0	30	19.9
Braxton Richburg	9	22	291	13.2	0	36	32.3
Anthony Spagnoletti	12	22	267	12.1	0	54	22.2
Evan Wick	11	16	223	13.9	2	34	20.3
Ari Werts	10	14	226	16.1	0	46	22.6
Quan Harrison	8	11	155	14.1	1	55	19.4
Nate Adkins	12	5	50	10.0	1	24	4.2
Haddon Hill	12	1	4	4.0	0	4	0.3
Matt Thompson	11	1	1	1.0	1	1	0.1
Logan Marchi	6	1	-2	-2.0	0	0	-0.3
Total.....	12	211	2482	11.8	9	55	206.8
Opponents.....	12	236	2626	11.1	11	69	218.8

PUNT RETURNS	No.	Yards	Avg	TD	Long
D. Williams	9	58	6.4	0	22
Quan Harrison	3	71	23.7	1	69
MJ Woods	1	3	3.0	0	0
Total.....	13	132	10.2	1	69
Opponents.....	15	136	9.1	1	36

INTERCEPTIONS	No.	Yards	Avg	TD	Long
Tyree Robinson	6	95	15.8	1	42
Titus Tucker	2	99	49.5	1	60
Artevis Smith	2	26	13.0	0	26
MJ Woods	1	27	27.0	0	27
Karon Delince	1	0	0.0	0	0
Jeremy Lewis	1	0	0.0	0	0
Jared Folks	1	0	0.0	0	0
D. Williams	1	10	10.0	0	10
Total.....	15	257	17.1	2	60
Opponents.....	14	211	15.1	3	54

KICK RETURNS	No.	Yards	Avg	TD	Long
Jacob Saylor	17	371	21.8	0	32
Quay Holmes	10	273	27.3	0	69
Tyree Robinson	3	76	25.3	0	32
Quan Harrison	2	57	28.5	0	34
Artevis Smith	1	16	16.0	0	16
Haddon Hill	1	10	10.0	0	10
Total.....	34	803	23.6	0	69
Opponents.....	28	518	18.5	0	72

TACKLES	GP	Solo	Ast	Total	TFL/Yds	Sacks/Yds
Dylan Weigel	12	37	58	95	14.0-37	2.0-16
Jared Folks	11	36	44	80	9.5-51	6.0-41
Jeremy Lewis	12	53	24	77	1.5-4	.
Tyree Robinson	12	47	24	71	2.5-3	.
Blake Bockrath	11	31	37	68	8.0-21	1.5-7
Zack Yancey	12	32	19	51	10.5-43	2.0-7
Tremond Ferrell	11	16	31	47	6.5-24	2.5-14
Nasir Player	11	25	18	43	11.0-54	6.0-42
Karon Delince	12	32	9	41	1.0-3	.
Jason Maduafokwa	12	22	17	39	12.0-68	6.5-51
Total.....	12	464	390	854	92-364	32-220
Opponents.....	12	430	366	796	72.0-241	30-156

SCORING	TD	FGs	Kick	PATS	Rush	Rcv	Pass	DXP	Saf	Pts
Quay Holmes	15	0-0	0-0	0-0	0-0	0-0	0-0	0	0	90
JJ Jerman	0	19-23	33-33	0-0	0-0	0-0	0-0	0	0	90
Austin Herink	4	0-0	0-0	2-2	0-0	0-0	0-0	0	0	28
Jacob Saylor	4	0-0	0-0	0-0	0-0	0-0	0-0	0	0	24
Matt Thompson	2	0-0	0-0	0-0	0-0	0-0	0-0	0	0	12
Quan Harrison	2	0-0	0-0	0-0	0-0	0-0	0-0	0	0	12
Evan Wick	2	0-0	0-0	0-0	0-0	0-0	0-0	0	0	12
Tyree Robinson	2	0-0	0-0	0-0	0-0	0-0	0-0	0	0	12
Kobe Kelley	2	0-0	0-0	0-0	0-0	0-0	0-0	0	0	12
Logan Marchi	1	0-0	0-0	0-0	0-0	0-0	0-0	0	0	6
Nate Adkins	1	0-0	0-0	0-0	0-0	0-0	0-0	0	0	6
Titus Tucker	1	0-0	0-0	0-0	0-0	0-0	0-0	0	0	6
Dylan Weigel	0	0-0	0-0	0-0	0-0	0-0	0-0	1	2	
Marion Watson	0	0-0	0-0	0-1	0-0	0-0	0-0	0	0	0
Total.....	36	19-23	33-33	2-3	0-0	0-0	0-0	0	1	312
Opponents.....	40	13-17	36-37	0-1	0-0	0-2	0	1	1	317

TOTAL OFFENSE	GP	Plays	Rush	Pass	Total	Avg/G
Austin Herink	11	338	174	1825	1999	181.7
Quay Holmes	12	205	928	0	928	77.3
Logan Marchi	6	140	80	657	737	122.8
Jacob Saylor	11	86	615	0	615	55.9
Matt Thompson	11	9	50	0	50	4.5
Dontavius Monroe	2	3	9	0	9	4.5
Quan Harrison	8	1	4	0	4	0.5
Anthony Spagnoletti	12	1	-4	0	-4	-0.3
TEAM	9	9	-10	0	-10	-1.1
Total.....	12	792	1846	2482	4328	360.7
Opponents.....	12	840	1588	2626	4214	351.2

PUNTING	No.	Yds	Avg	Long	TB	FC	I20	Blkd
Marion Watson	58	2292	39.5	55	3	26	17	0
JJ Jerman	2	85	42.5	43	1	0	0	0
TEAM	1	0	0.0	0	0	0	0	1
Total.....	61	2377	39.0	55	4	26	17	1
Opponents.....	55	2166	39.4	60	4	21	20	1

KICKOFFS	No.	Yds	Avg	TB	OB Retn	Net	YdLn
Landon Kunak	44	2695	61.2	20	1		
JJ Jerman	17	1028	60.5	6	0		
Total.....	61	3723	61.0	26	1	518	41.9
Opponents.....	62	3671	59.2	16	3	803	39.8

ALL PURPOSE	GP	Rush	Rcv	PR	KR	IR	Total	Avg/G
Quay Holmes	12	928	279	0	273	0	1480	123.3
Jacob Saylor	11	615	219	0	371	0	1205	109.5
Kobe Kelley	12	0	486	0	0	0	486	40.5
Braxton Richburg	9	0	291	0	0	0	291	32.3
Quan Harrison	8	4	155	71	57	0	287	35.9
Total.....	12	1846	2482	132	803	257	5520	460.0
Opponents.....	12	1588	2626	136	518	211	5079	423.2

FIELD GOALS	Made-Att	Pct	01-19	20-29	30-39	40-49	50-99	Long	Blkd
JJ Jerman	19-23	82.6	1-1	5-7	8-9	5-6	0-0	47	1



2018 RESULTS (8-4, 6-2 SOCON; T-1ST)

Date	Opponent	W/L	Score	Attendance
Sept. 1	MARS HILL	W	28-7	8,518
Sept. 8	at Tennessee	L	3-59	96,464
Sept. 14	*at VMI	W	27-24	2,764
Sept. 22	*FURMAN	W	29-27	8,453
Sept. 29	*CHATTANOOGA	W	17-14	9,277
Oct. 6	GARDNER-WEBB	W	45-0	8,501
Oct. 13	*at The Citadel	W	26-23	11,043
Oct. 20	*at Wofford	L	17-30	6,745
Oct. 27	*WESTERN CAROLINA	W (3OT)	45-43	7,121
Nov. 3	*at Mercer	W	21-18	10,002
Nov. 17	*SAMFORD	L	27-38	8,749
Nov. 24	at Jacksonville State%	L	27-34	11,024

* Southern Conference game

% NCAA Division I FCS Playoffs

2018 TEAM GAME-BY-GAME

Date	Opponent	Rushing				Receiving				Passing				Kick returns				Punt returns				Total off
		No.	Yds	TD	Lg	No.	Yds	TD	Lg	Cmp-Att-Int	Yds	TD	Lg	No.	Yds	TD	Lg	No.	Yds	TD	Lg	
Sept. 1	MARS HILL	35	238	1	21	17	273	3	55	17-29-0	273	3	55	1	32	0	32	1	2	0	2	511
Sept. 8	at Tennessee	29	125	0	33	12	69	0	18	12-29-2	69	0	18	1	18	0	18	1	3	0	0	194
Sept. 14	at VMI	39	143	2	19	15	181	0	31	15-37-3	181	0	31	3	107	0	69	2	69	1	69	324
Sept. 22	FURMAN	37	104	2	17	17	273	1	54	17-31-1	273	1	54	5	102	0	34	1	9	0	9	377
Sept. 29	CHATTANOOGA	32	94	1	24	11	171	1	54	11-26-1	171	1	54	1	18	0	18	1	4	0	4	265
Oct. 6	GARDNER-WEBB	42	217	6	37	21	244	0	39	21-29-0	244	0	39	1	26	0	26	1	7	0	7	461
Oct. 13	at The Citadel	31	55	0	15	15	169	1	41	15-20-0	169	1	41	1	28	0	28	1	3	0	3	224
Oct. 20	at Wofford	23	64	1	27	21	201	0	20	21-33-2	201	0	20	4	126	0	56	1	-1	0	0	265
Oct. 27	WESTERN CAROLINA	45	247	4	26	28	294	1	36	28-47-3	294	1	36	4	77	0	21	2	11	0	8	541
Nov. 3	at Mercer	37	199	2	45	19	161	1	34	19-25-0	161	1	34	4	78	0	26	1	3	0	3	360
Nov. 17	SAMFORD	27	153	3	42	18	186	0	29	18-34-1	186	0	29	5	121	0	32	0	0	0	0	339
Nov. 24	at Jacksonville State	36	207	1	43	17	260	1	40	17-39-1	260	1	40	4	70	0	26	1	22	0	22	467
Totals		413	1846	23	45	211	2482	9	55	211-379-14	2482	9	55	34	803	0	69	13	132	1	69	4328
Opponent		439	1588	25	48	236	2626	11	69	236-401-15	2626	11	69	28	518	0	72	15	136	1	36	4214

Games played: 12
Avg per rush: 4.5
Avg per catch: 11.8
Pass efficiency: 111.13

Kick ret avg: 23.6
Punt ret avg: 10.2
All purpose avg/game: 460.0
Total offense avg/gm: 360.7

Date	Opponent	Tackles				Sacks	Fumble		Pass defense			Blkd Kick	PAT attempts			Saf	Pts	
		Solo	Ast	Total	TFL-Yds		No-Yds	FF	FR-Yds	Int-Yds	QBH		Brk	Att-Mad	Run			Rcv
Sept. 1	MARS HILL	30	42	72	11.0-52	4.0-27	1	2-0	0-0	8	6	1	4-4	0	0	0	0	28
Sept. 8	at Tennessee	33	28	61	7.0-21	1.0-6	0	0-0	0-0	1	3	0	0-0	0	0	0	0	3
Sept. 14	at VMI	35	16	51	11.0-55	8.0-52	1	1-0	5-37	1	4	0	3-3	0	0	0	0	27
Sept. 22	FURMAN	30	46	76	8.0-27	2.0-17	2	0-0	0-0	7	2	0	3-3	0	0	0	1	29
Sept. 29	CHATTANOOGA	37	40	77	12.0-54	5.0-35	2	3-10	0-0	12	8	0	2-2	0	0	0	0	17
Oct. 6	GARDNER-WEBB	42	22	64	11.0-55	5.0-36	2	1-0	2-46	1	5	0	6-6	0	0	0	0	45
Oct. 13	at The Citadel	53	42	95	6.0-24	1.0-13	0	0-0	2-59	3	3	0	2-2	0	0	0	0	26
Oct. 20	at Wofford	44	26	70	9.0-22	0.0-0	1	1-0	1-0	0	3	0	2-2	0	0	0	0	17
Oct. 27	WESTERN CAROLINA	47	38	85	6.0-20	2.0-14	0	0-0	0-0	3	4	0	2-2	2	0	0	0	45
Nov. 3	at Mercer	25	46	71	3.0-6	0.0-0	0	0-0	2-26	0	7	0	3-3	0	0	0	0	21
Nov. 17	SAMFORD	56	20	76	7.0-22	3.0-14	1	0-0	1-29	7	3	0	3-3	0	0	0	0	27
Nov. 24	at Jacksonville State	32	24	56	1.0-6	1.0-6	0	0-0	2-60	1	6	0	3-3	0	0	0	0	27
Totals		464	390	854	92.0-364	32.0-220	10	8-10	15-257	44	54	1	33-33	2	0	0	1	312
Opponent		430	366	796	72.0-241	30.0-156	10	8-0	14-211	39	37	2	37-36	0	0	0	1	317

Date	Opponent	Punting								Field goals			Kickoffs					
		No	Yds	Avg	Long	Blkd	TB	FC	50+	I20	Att-Made	Lg	Blkd	No	Yds	Avg	TB	OB
Sept. 1	MARS HILL	2	78	39.0	45	0	0	0	0	1	2-0	0	5	303	60.6	2	1	
Sept. 8	at Tennessee	8	290	36.2	51	1	0	3	1	1	1-1	39	2	105	52.5	1	0	
Sept. 14	at VMI	9	355	39.4	46	0	3	4	0	2	2-2	25	5	307	61.4	3	0	
Sept. 22	FURMAN	7	253	36.1	43	0	1	3	0	2	2-2	35	6	380	63.3	3	0	
Sept. 29	CHATTANOOGA	8	298	37.2	45	0	0	4	0	4	2-1	33	4	260	65.0	3	0	
Oct. 6	GARDNER-WEBB	3	123	41.0	53	0	0	1	1	0	1-1	28	8	513	64.1	5	0	
Oct. 13	at The Citadel	3	130	43.3	49	0	0	0	0	0	4-4	46	7	416	59.4	0	0	
Oct. 20	at Wofford	5	201	40.2	52	0	0	2	1	2	1-1	45	2	124	62.0	0	0	
Oct. 27	WESTERN CAROLINA	2	80	40.0	43	0	0	1	0	0	3-3	30	7	413	59.0	3	0	
Nov. 3	at Mercer	4	169	42.2	46	0	0	4	0	1	0-0	0	4	231	57.8	1	0	
Nov. 17	SAMFORD	5	206	41.2	55	0	2	1	3	3	2-2	47	6	362	60.3	4	0	
Nov. 24	at Jacksonville State	5	194	38.8	47	0	0	2	0	1	3-2	45	5	309	61.8	1	0	
Totals		61	2377	39.0	55	1	4	26	4	17	23-19	47	1	61	3723	61.0	26	1
Opponent		55	2166	39.4	60	1	4	21	11	20	17-13	41	0	62	3671	59.2	16	3



ETSU VS. 2019 OPPONENTS

Appalachian State 32, ETSU 13, 1 tie

At APP: APP leads 17-6

At ETSU: APP leads 15-7-1

Elijah Drinkwitz vs. ETSU: 0-0

Randy Sanders vs. APP: 0-0

Last APP win: 21-7 in 2003

Last ETSU win: 51-28 in 1997

Longest APP streak: 14 (1982-95)

Longest ETSU streak: 2 (four times)

Last 10 meetings: APP leads 8-2

Current streak: APP has won six

Largest APP win: 51-3 in 1988

Largest ETSU win: 51-28 in 1997

Year	Winner	Score	Site
1928	ETSU	9-6	Johnson City, Tenn.
1929	APP	26-0	Boone, N.C.
1935	ETSU	20-12	Boone, N.C.
1936	APP	23-7	Johnson City, Tenn.
1937	APP	28-0	Boone, N.C.
1952	Tie	27-27	Johnson City, Tenn.
1953	ETSU	21-19	Boone, N.C.
1954	APP	27-13	Johnson City, Tenn.
1955	ETSU	7-0	Johnson City, Tenn.
1957	ETSU	21-7	Boone, N.C.
1958	APP	12-0	Johnson City, Tenn.
1969	ETSU	18-16	Johnson City, Tenn.
1970	ETSU	9-7	Boone, N.C.
1971	APP	28-24	Johnson City, Tenn.
1972	APP	35-34	Boone, N.C.
1973	ETSU	19-11	Johnson City, Tenn.
1974	APP	16-7	Boone, N.C.
1975	APP	41-21	Johnson City, Tenn.
1976	APP	44-3	Boone, N.C.
1977	ETSU	38-20	Johnson City, Tenn.
1978	ETSU	35-34	Boone, N.C.
1979	APP	24-10	Johnson City, Tenn.
1980	APP	42-15	Boone, N.C.
1981	ETSU	21-14	Johnson City, Tenn.
1982	APP	29-13	Boone, N.C.
1983	APP	27-11	Johnson City, Tenn.
1984	APP	14-0	Boone, N.C.
1985	APP	20-3	Johnson City, Tenn.
1986	APP	40-14	Boone, N.C.
1987	APP	28-9	Johnson City, Tenn.
1988	APP	51-3	Boone, N.C.
1989	APP	20-14	Johnson City, Tenn.
1990	APP	34-24	Boone, N.C.
1991	APP	21-14	Johnson City, Tenn.
1992	APP	38-14	Boone, N.C.
1993	APP	20-16	Boone, N.C.
1994	APP	30-13	Johnson City, Tenn.
1995	APP	30-23	Boone, N.C.
1996	ETSU	31-10	Johnson City, Tenn.
1997	ETSU	51-28	Boone, N.C.
1998	APP	22-17	Johnson City, Tenn.
1999	APP	23-19	Boone, N.C.
2000	APP	30-13	Johnson City, Tenn.
2001	APP	33-14	Boone, N.C.
2002	APP	29-10	Johnson City, Tenn.
2003	APP	21-7	Boone, N.C.

ETSU 0, Shorter 0

First meeting

Randy Sanders vs. SU: 0-0

Zach Morrison vs. ETSU: 0-0

ETSU 15, VMI 9

At ETSU: ETSU leads 9-2

At VMI: VMI leads 7-6

Randy Sanders vs. VMI: 1-0

Scott Wachenheim vs. ETSU: 1-2

Last ETSU win: 27-24 in 2018

Last VMI win: 37-7 in 2016

Longest ETSU streak: 7 (1996-02)

Longest VMI streak: 4 (1979-85)

Last 10 meetings: ETSU leads 9-1

Current streak: ETSU has won two

Largest ETSU win: 38-0 in 1996

Largest VMI win: 37-7 in 2016

Year	Winner	Score	Site
1979	VMI	24-14	Lexington, Va.
1982	VMI	21-3	Johnson City, Tenn.
1983	VMI	24-12	Lexington, Va.
1985	VMI	23-19	Lexington, Va.
1986	ETSU	31-20	Johnson City, Tenn.
1987	VMI	20-13	Lexington, Va.
1988	ETSU	26-10	Johnson City, Tenn.
1989	ETSU	17-16	Lexington, Va.
1990	VMI	21-20	Johnson City, Tenn.
1991	VMI	35-20	Lexington, Va.
1992	ETSU	18-16	Johnson City, Tenn.
1993	ETSU	10-7	Lexington, Va.
1994	ETSU	31-21	Johnson City, Tenn.
1995	VMI	37-23	Lexington, Va.
1996	ETSU	38-0	Johnson City, Tenn.
1997	ETSU	17-7	Lexington, Va.

1998	ETSU	44-8	Johnson City, Tenn.
1999	ETSU	26-17	Lexington, Va.
2000	ETSU	38-3	Johnson City, Tenn.
2001	ETSU	34-23	Lexington, Va.
2002	ETSU	35-21	Johnson City, Tenn.
2016	VMI	37-7	Lexington, Va.
2017	ETSU	24-6	Johnson City, Tenn.
2018	ETSU	27-24	Lexington, Va.

ETSU 14, Austin Peay 12, 2 ties

At APSU: APSU leads 8-7-1

At ETSU: ETSU leads 7-4-1

Mark Hudspeth vs. ETSU: 0-0

Randy Sanders vs. APSU: 0-0

Last APSU win: 14-7 in 1978

Last ETSU win: 20-16 in 1972

Longest APSU streak: 4 (1975-78)

Longest ETSU streak: 5 (1959-63)

Last 10 meetings: APSU leads 6-3-1

Current streak: APSU has won four

Largest APSU win: 37-21 in 1975

Largest ETSU win: 37-0 in 1967

Year	Winner	Score	Site
1951	ETSU	13-12	Johnson City, Tenn.
1952	Tie	6-6	Clarksville, Tenn.
1953	APSU	21-13	Johnson City, Tenn.
1954	ETSU	28-7	Clarksville, Tenn.
1955	ETSU	6-0	Johnson City, Tenn.
1956	APSU	13-7	Clarksville, Tenn.
1957	ETSU	13-7	Johnson City, Tenn.



ETSU DEFENSIVE BACK TYREE ROBINSON



ETSU VS. 2019 OPPONENTS

1958	APSU	25-19	Clarksville, Tenn.
1959	ETSU	44-14	Clarksville, Tenn.
1960	ETSU	25-13	Clarksville, Tenn.
1961	ETSU	21-14	Johnson City, Tenn.
1962	ETSU	23-0	Clarksville, Tenn.
1963	ETSU	8-7	Johnson City, Tenn.
1964	APSU	27-20	Clarksville, Tenn.
1965	APSU	21-7	Johnson City, Tenn.
1966	APSU	22-14	Clarksville, Tenn.
1967	ETSU	37-0	Clarksville, Tenn.
1968	ETSU	17-8	Johnson City, Tenn.
1969	ETSU	14-12	Clarksville, Tenn.
1970	ETSU	45-14	Clarksville, Tenn.
1971	APSU	28-24	Clarksville, Tenn.
1972	ETSU	20-16	Johnson City, Tenn.
1973	APSU	28-13	Clarksville, Tenn.
1974	Tie	13-13	Johnson City, Tenn.
1975	APSU	37-21	Clarksville, Tenn.
1976	APSU	17-6	Johnson City, Tenn.
1977	APSU	24-10	Clarksville, Tenn.
1978	APSU	14-7	Johnson City, Tenn.

Furman 25, ETSU 8

At ETSU: FUR leads 10-6
At FUR: FUR leads 15-2
Randy Sanders vs. FUR: 1-0
Clay Hendrix vs. ETSU: 1-1
Last ETSU win: 29-27 in 2018
Last FUR win: 56-35 in 2017
Longest ETSU streak: 3 (1996-98)
Longest FUR streak: 9 (1987-95)
Last 10 meetings: FUR leads 6-4
Current streak: ETSU has won one
Largest ETSU win: 58-28 in 1997
Largest FUR win: 52-7 in 2016

Year	Winner	Score	Site
1957	FUR	13-7	Greenville, S.C.
1973	FUR	40-21	Greenville, S.C.
1974	ETSU	24-13	Johnson City, Tenn.
1977	FUR	42-12	Greenville, S.C.
1978	FUR	35-14	Johnson City, Tenn.
1979	ETSU	28-24	Greenville, S.C.
1980	FUR	33-21	Johnson City, Tenn.
1981	FUR	21-0	Greenville, S.C.
1982	FUR	20-15	Johnson City, Tenn.
1983	FUR	28-7	Greenville, S.C.
1984	FUR	28-16	Johnson City, Tenn.
1985	FUR	35-31	Greenville, S.C.
1986	ETSU	25-13	Johnson City, Tenn.
1987	FUR	24-13	Greenville, S.C.
1988	FUR	31-14	Johnson City, Tenn.
1989	FUR	44-20	Greenville, S.C.
1990	FUR	29-13	Johnson City, Tenn.
1991	FUR	52-23	Greenville, S.C.
1992	FUR	45-14	Johnson City, Tenn.
1993	FUR	45-21	Greenville, S.C.
1994	FUR	33-21	Johnson City, Tenn.
1995	FUR	21-15	Greenville, S.C.
1996	ETSU	21-19	Johnson City, Tenn.
1997	ETSU	58-28	Greenville, S.C.
1998	ETSU	22-19 (2OT)	Johnson City, Tenn.
1999	FUR	48-21	Greenville, S.C.
2000	ETSU	23-21	Johnson City, Tenn.
2001	FUR	31-6	Greenville, S.C.
2002	FUR	25-0	Johnson City, Tenn.
2003	FUR	30-10	Greenville, S.C.
2016	FUR	52-7	Johnson City, Tenn.
2017	FUR	56-35	Greenville, S.C.
2018	ETSU	29-27	Johnson City, Tenn.

Wofford 14, ETSU 13

At ETSU: Series tied 7-7
At WOF: WOF leads 7-6
Randy Sanders vs. WOF: 0-1
Josh Conklin vs. ETSU: 1-0
Last ETSU win: 45-24 in 1998
Last WOF win: 30-17 in 2018
Longest ETSU streak: 5 (1962-66)
Longest WOF streak: 8 (1999-18)
Last 10 meetings: WOF leads 8-2
Current streak: WOF has won eight
Largest ETSU win: 52-3 in 1986
Largest WOF win: 31-0 in 2016

Year	Winner	Score	Site
1957	WOF	18-13	Johnson City, Tenn.
1958	ETSU	24-20	Spartanburg, S.C.
1959	ETSU	18-8	Johnson City, Tenn.
1960	WOF	21-13	Spartanburg, S.C.
1961	WOF	33-26	Spartanburg, S.C.
1962	ETSU	29-4	Johnson City, Tenn.
1963	ETSU	32-20	Spartanburg, S.C.
1964	ETSU	14-0	Johnson City, Tenn.
1965	ETSU	20-6	Spartanburg, S.C.
1966	ETSU	42-6	Johnson City, Tenn.
1980	WOF	16-9	Johnson City, Tenn.
1981	ETSU	34-8	Spartanburg, S.C.
1982	WOF	34-20	Johnson City, Tenn.
1986	ETSU	52-3	Johnson City, Tenn.
1987	ETSU	10-6	Spartanburg, S.C.
1988	ETSU	21-7	Johnson City, Tenn.
1990	WOF	64-46	Johnson City, Tenn.
1997	ETSU	31-28	Spartanburg, S.C.
1998	ETSU	45-24	Johnson City, Tenn.
1999	WOF	38-14	Spartanburg, S.C.
2000	WOF	35-31	Johnson City, Tenn.
2001	WOF	24-3	Spartanburg, S.C.
2002	WOF	39-10	Johnson City, Tenn.
2003	WOF	28-14	Spartanburg, S.C.
2016	WOF	31-0	Spartanburg, S.C.
2017	WOF	31-24	Johnson City, Tenn.
2018	WOF	30-17	Spartanburg, S.C.

Chattanooga 22, ETSU 19, 1 tie

At ETSU: ETSU leads 11-8-1
At UTC: UTC leads 14-8
Randy Sanders vs. UTC: 1-0
Rusty Wright vs. ETSU: 0-0
Last ETSU win: 17-14 in 2018
Last UTC win: 10-3 in 2017
Longest ETSU streak: 5 (1992-96)
Longest UTC streak: 4 (1980-83)
Last 10 meetings: Series tied 5-5
Current streak: ETSU has won one
Largest ETSU win: 68-7 in 2003
Largest UTC win: 37-7 in 2016

Year	Winner	Score	Site
1961	UTC	27-6	Chattanooga, Tenn.
1962	UTC	14-13	Chattanooga, Tenn.
1963	ETSU	27-22	Chattanooga, Tenn.
1964	UTC	7-0	Chattanooga, Tenn.
1965	Tie	7-7	Johnson City, Tenn.
1967	UTC	15-14	Johnson City, Tenn.
1968	UTC	16-6	Chattanooga, Tenn.
1969	ETSU	17-13	Chattanooga, Tenn.
1970	ETSU	21-17	Johnson City, Tenn.
1971	UTC	28-14	Chattanooga, Tenn.
1972	ETSU	35-0	Johnson City, Tenn.
1973	UTC	26-21	Chattanooga, Tenn.
1975	UTC	21-13	Johnson City, Tenn.

1976	UTC	23-14	Chattanooga, Tenn.
1979	ETSU	35-0	Johnson City, Tenn.
1980	UTC	26-14	Chattanooga, Tenn.
1981	UTC	17-0	Johnson City, Tenn.
1982	UTC	27-6	Chattanooga, Tenn.
1983	UTC	13-10	Johnson City, Tenn.
1984	ETSU	12-0	Chattanooga, Tenn.
1985	UTC	12-0	Johnson City, Tenn.
1986	ETSU	18-17	Chattanooga, Tenn.
1987	ETSU	34-14	Johnson City, Tenn.
1988	UTC	33-10	Chattanooga, Tenn.
1989	ETSU	24-23	Johnson City, Tenn.
1990	UTC	22-3	Chattanooga, Tenn.
1991	UTC	43-26	Johnson City, Tenn.
1992	ETSU	27-24	Chattanooga, Tenn.
1993	ETSU	21-0	Johnson City, Tenn.
1994	ETSU	30-13	Chattanooga, Tenn.
1995	ETSU	38-9	Johnson City, Tenn.
1996	ETSU	28-24	Chattanooga, Tenn.
1997	UTC	17-14	Johnson City, Tenn.
1998	UTC	10-7	Chattanooga, Tenn.
1999	ETSU	28-14	Johnson City, Tenn.
2000	ETSU	24-22	Chattanooga, Tenn.
2001	ETSU	32-10	Johnson City, Tenn.
2002	UTC	27-10	Chattanooga, Tenn.
2003	ETSU	68-7	Johnson City, Tenn.
2016	UTC	37-7	Johnson City, Tenn.
2017	UTC	10-3	Chattanooga, Tenn.
2018	ETSU	17-14	Johnson City, Tenn.

Samford 5, ETSU 1

At ETSU: SAM leads 3-1
At SAM: SAM leads 2-0
Randy Sanders vs. SAM: 0-1
Chris Hatcher vs. ETSU: 2-1
Last ETSU win: 15-14 in 2016
Last SAM win: 38-27 in 2018
Longest ETSU streak: 1 (2016)
Longest SAM streak: 3 (1989-91)
Last 10 meetings: SAM leads 5-1
Current streak: SAM has won two
Largest ETSU win: 15-14 in 2016
Largest SAM win: 42-7 in 2017

Year	Winner	Score	Site
1989	SAM	38-23	Birmingham, Ala.
1990	SAM	17-13	Johnson City, Tenn.
1991	SAM	31-6	Johnson City, Tenn.
2016	ETSU	15-14	Johnson City, Tenn.
2017	SAM	42-7	Birmingham, Ala.
2018	SAM	38-27	Johnson City, Tenn.

ETSU 16, The Citadel 11

At CIT: Series tied 7-7
At ETSU: ETSU leads 9-4
Brent Thompson vs. ETSU: 2-1
Randy Sanders vs. CIT: 1-0
Last CIT win: 31-25 in 2017
Last ETSU win: 26-23 in 2018
Longest CIT streak: 3 (1990-92)
Longest ETSU streak: 4 (1981-84; 1993-96)
Last 10 meetings: Series tied 5-5
Current streak: ETSU has won one
Largest CIT win: 45-10 in 2016
Largest ETSU win: 45-0 in 1983

Year	Winner	Score	Site
1966	CIT	3-0	Charleston, S.C.
1981	ETSU	17-13	Johnson City, Tenn.
1982	ETSU	3-0	Charleston, S.C.
1983	ETSU	45-0	Johnson City, Tenn.



ETSU VS. 2019 OPPONENTS



ETSU OFFENSIVE LINEMAN BEN BLACKMON

1984	ETSU	16-6	Charleston, S.C.
1985	CIT	28-21	Johnson City, Tenn.
1986	ETSU	35-9	Charleston, S.C.
1987	ETSU	24-21	Johnson City, Tenn.
1988	CIT	48-21	Charleston, S.C.
1989	ETSU	35-33	Johnson City, Tenn.
1990	CIT	35-15	Charleston, S.C.
1991	CIT	17-7	Johnson City, Tenn.
1992	CIT	28-7	Charleston, S.C.
1993	ETSU	20-17	Johnson City, Tenn.
1994	ETSU	56-34	Charleston, S.C.
1995	ETSU	21-13	Johnson City, Tenn.
1996	ETSU	41-20	Charleston, S.C.
1997	CIT	23-20 (OT)	Johnson City, Tenn.
1998	CIT	31-20	Charleston, S.C.
1999	ETSU	28-10	Johnson City, Tenn.
2000	ETSU	20-7	Charleston, S.C.
2001	ETSU	23-21	Johnson City, Tenn.
2002	CIT	26-7	Charleston, S.C.
2003	ETSU	16-13	Johnson City, Tenn.
2016	CIT	45-10	Charleston, S.C.
2017	CIT	31-25	Johnson City, Tenn.
2018	ETSU	26-23	Charleston, S.C.

Western Carolina 24, ETSU 23, 1 tie

At ETSU: WCU leads 12-11-1

At WCU: WCU leads 12-11

At neutral sites: ETSU leads 1-0

Randy Sanders vs. WCU: 1-0

Mark Speir vs. ETSU: 1-2
Last ETSU win: 45-43 (3OT) in 2018
Last WCU win: 49-10 in 2017
Longest ETSU streak: 6 (1932-37)
Longest WCU streak: 7 (1982-88)
Last 10 meetings: Series tied 5-5
Current streak: ETSU has won one
Largest ETSU win: 49-10 in 1996
Largest WCU win: 49-10 in 2017

Year	Winner	Score	Site
1932	ETSU	26-0	Cullowhee, N.C.
1933	ETSU	26-0	Johnson City, Tenn.
1934	ETSU	6-2	Cullowhee, N.C.
1935	ETSU	13-0	Johnson City, Tenn.
1936	ETSU	2-0	Johnson City, Tenn.
1937	ETSU	12-0	Johnson City, Tenn.
1948	WCU	32-12	Cullowhee, N.C.
1949	WCU	14-0	Johnson City, Tenn.
1950	WCU	13-6	Cullowhee, N.C.
1951	WCU	7-6	Johnson City, Tenn.
1952	ETSU	13-7	Cullowhee, N.C.
1953	ETSU	33-7	Johnson City, Tenn.
1954	ETSU	21-14	Cullowhee, N.C.
1955	Tie	7-7	Johnson City, Tenn.
1956	ETSU	7-6	Cullowhee, N.C.
1957	ETSU	7-6	Johnson City, Tenn.
1975	ETSU	29-8	Cullowhee, N.C.
1976	WCU	14-0	Johnson City, Tenn.
1977	WCU	35-0	Cullowhee, N.C.

1978	WCU	21-14	Johnson City, Tenn.
1979	WCU	13-9	Cullowhee, N.C.
1980	WCU	20-17	Johnson City, Tenn.
1981	ETSU	34-23	Cullowhee, N.C.
1982	WCU	27-25	Johnson City, Tenn.
1983	WCU	17-16	Cullowhee, N.C.
1984	WCU	31-17	Johnson City, Tenn.
1985	WCU	13-3	Cullowhee, N.C.
1986	WCU	43-16	Cullowhee, N.C.
1987	WCU	37-20	Johnson City, Tenn.
1988	WCU	33-23	Cullowhee, N.C.
1989	ETSU	30-11	Johnson City, Tenn.
1990	WCU	21-17	Cullowhee, N.C.
1991	WCU	29-15	Johnson City, Tenn.
1992	ETSU	41-12	Cullowhee, N.C.
1993	WCU	25-24	Johnson City, Tenn.
1994	ETSU	34-31	Cullowhee, N.C.
1995	ETSU	36-10	Johnson City, Tenn.
1996	ETSU	49-10	Cullowhee, N.C.
1997	ETSU	28-18	Johnson City, Tenn.
1998	WCU	31-24 (OT)	Cullowhee, N.C.
1999	ETSU	38-10	Johnson City, Tenn.
2000	WCU	39-27	Cullowhee, N.C.
2001	WCU	20-6	Johnson City, Tenn.
2002	ETSU	27-7	Cullowhee, N.C.
2003	WCU	28-21	Johnson City, Tenn.
2016	ETSU	34-31	Bristol, Tenn.
2017	WCU	49-10	Cullowhee, N.C.
2018	ETSU	45-43 (3OT)	Johnson City, Tenn.

ETSU 2, Mercer 2

At ETSU: ETSU leads 1-0

At MER: MER leads 2-1

Randy Sanders vs. MER: 1-0

Bobby Lamb vs. ETSU: 4-2 (2-0 FUR, 2-2 MER)

Last ETSU win: 21-18 in 2018

Last MER win: 21-13 in 2016

Longest ETSU streak: 2 (2017-18)

Longest MER streak: 2 (2015-16)

Last 10 meetings: Series tied 2-2

Current streak: ETSU has won two

Largest ETSU win: 26-23 (OT) in 2017; 21-18 in 2018

Largest MER win: 52-0 in 2015

Year	Winner	Score	Site
2015	MER	52-0	Macon, Ga.
2016	MER	21-13	Macon, Ga.
2017	ETSU	26-23 (OT)	Johnson City, Tenn.
2018	ETSU	21-18	Macon, Ga.

ETSU YEAR-BY-YEAR

Year	Overall	SoCon	Place	Coach
1920	3 2 0			W.R. Windes
1921	4 3 0			W.R. Windes
1922	5 4 0			J.K. Luck
1923	3 6 0			J.K. Luck
1924	3 4 1			J.K. Luck
1925	3 4 0			John Robinson
1926	2 4 1			John Robinson
1927	2 5 0			John Robinson
1928	4 3 0			John Robinson
1929	2 5 1			John Robinson
1930	0 7 0			J.S. Batey
1931	1 3 2			J.S. Batey
1932	3 3 1			Gene McMurray
1933	6 1 2			Gene McMurray
1934	3 3 2			Gene McMurray
1935	5 1 0			Gene McMurray
1936	6 2 0			Gene McMurray
1937	4 5 0			Gene McMurray
1938	6 2 0			Gene McMurray
1939	5 3 0			Gene McMurray
1940	4 4 0			Gene McMurray
1941	2 5 0			Gene McMurray
1942-45	No team			
1946	7 1 0			Gene McMurray
1947	5 4 0			L.T. Roberts
1948	6 2 1			L.T. Roberts
1949	5 4 0			L.T. Roberts
1950	3 5 1			L.T. Roberts
1951	4 5 0			L.T. Roberts
1952	6 1 2			Star Wood
1953	5 4 0			Star Wood
1954	5 4 1			Hal Littleford
1955	6 3 1			Star Wood
1956	4 5 0			Star Wood
1957	5 6 0			Star Wood
1958	5 4 0			Star Wood
1959	6 3 0			Star Wood
1960	3 4 2			Star Wood
1961	3 7 0			Star Wood
1962	7 3 0			Star Wood
1963	7 2 0			Star Wood
1964	5 5 0			Star Wood
1965	2 6 1			Star Wood
1966	3 6 0			John R. Bell
1967	3 6 1			John R. Bell
1968	5 5 0			John R. Bell
1969	10 0 1			John R. Bell
1970	7 1 2			John R. Bell
1971	0 9 1			John R. Bell
1972	3 7 0			John R. Bell
1973	4 7 0			Roy Frazier
1974	4 6 1			Roy Frazier
1975	2 8 1			Roy Frazier
1976	3 7 0			Roy Frazier
1977	3 8 0			Roy Frazier
1978	4 7 0			Jack Carlisle
1979	7 4 0	2 3 0	6th	Jack Carlisle
1980	2 9 0	1 4 0	7th	Jack Carlisle
1981	6 5 0	4 2 0	3rd	Jack Carlisle
1982	2 9 0	2 5 0	7th	Jack Carlisle
1983	3 8 0	1 6 0	t-7th	Buddy Sasser
1984	6 5 0	2 4 0	t-5th	Buddy Sasser
1985	0 10 1	0 7 0	9th	Mike Ayers
1986	6 5 0	4 3 0	4th	Mike Ayers
1987	5 6 0	2 5 0	7th	Mike Ayers
1988	3 8 0	1 6 0	t-7th	Don Riley
1989	4 7 0	4 3 0	t-3rd	Don Riley
1990	2 9 0	1 6 0	8th	Don Riley

Year	Overall	SoCon	Place	Coach
1991	1 10 0	0 7 0	8th	Don Riley
1992	5 6 0	2 5 0	6th	Mike Cavan
1993	5 6 0	3 5 0	7th	Mike Cavan
1994	6 5 0	4 4 0	t-5th	Mike Cavan
1995	4 7 0	4 4 0	5th	Mike Cavan
1996	10 3 0	7 1 0	2nd	Mike Cavan
1997	7 4 0	5 3 0	t-3rd	Paul Hamilton
1998	4 7 0	3 5 0	t-6th	Paul Hamilton
1999	6 5 0	4 4 0	5th	Paul Hamilton
2000	6 5 0	4 4 0	5th	Paul Hamilton
2001	6 5 0	4 4 0	5th	Paul Hamilton
2002	4 8 0	2 6 0	t-7th	Paul Hamilton
2003	5 7 0	2 6 0	8th	Paul Hamilton
2004-14	No team			
2015	2 9 0			Carl Torbush
2016	5 6 0	2 6 0	7th	Carl Torbush
2017	4 7 0	2 6 0	8th	Carl Torbush
2018	8 4 0	6 2 0	t-1st	Randy Sanders
Total	360-423-27	78-126-0		

ALL-TIME ETSU COACHES

Coach	Seasons	Years	W	L	T	Pct.
W.R. Windes	1920-21	2	7	5	0	.583
J.K. Luck	1922-24	3	11	14	1	.442
John Robinson	1925-29	5	13	21	2	.389
J.S. Batey	1930-31	2	1	10	2	.154
Gene McMurray	1932-41, 1946	11	51	29	5	.629
L.T. Roberts	1947-51	5	23	20	2	.533
Star Wood	1952-53, 1955-65	13	64	53	6	.545
Hal Littleford	1954	1	5	4	1	.550
John Robert Bell	1966-72	7	31	34	5	.479
Roy Frazier	1973-77	5	16	36	2	.315
Jack Carlisle	1978-82	5	21	34	0	.382
Buddy Sasser	1983-84	2	9	13	0	.409
Mike Ayers	1985-87	3	11	21	1	.348
Don Riley	1988-91	4	10	34	0	.227
Mike Cavan	1992-96	5	30	27	0	.526
Paul Hamilton	1997-03	7	38	41	0	.481
Carl Torbush	2015-17	3	11	22	0	.333
Randy Sanders	2018-present	1	8	4	0	.667



ETSU COACH RANDY SANDERS



WILLIAM B. GREENE, JR. STADIUM (7,694)



CLAY HENDRIX HEAD COACH



Alma mater (year):..... Furman (1986)
Hometown:..... Commerce, Ga.
Career record (years):..... 14-9 (2)
School record (years):..... Same
SoCon record (years):..... 12-4 (2)
FCS Playoff appearances:..... 1

HENDRIX'S YEAR-BY-YEAR RECORD

Year	School	SoCon	Overall
2017	Furman	6-2 (t-2nd)	8-5
2018	Furman	6-2 (t-1st)	6-4
Career (2)		12-4 (.750)	14-9 (.609)

2019 COACHING STAFF

Brian Bratton..... Wide receivers/special teams coordinator
Dru Duke..... Tight ends
Ken Lamendola..... Inside linebackers/recruiting coordinator
Peter Lusk..... Running game coordinator/offensive line
Josh Miller..... Defensive line
Rod Ojong..... Cornerbacks
George Quarles..... Associate head coach/Offensive coordinator/quarterbacks
David Sims..... Running backs
Duane Vaughn..... Defensive coordinator/outside linebackers
Corico Wright..... Safeties

2019 ROSTER

No.	Name	Pos.	Ht.	Wt.	Cl.	Hometown/Previous school	No.	Name	Pos.	Ht.	Wt.	Cl.	Hometown/Previous school
2	Darius Kearse	CB	5-10	176	Jr.	Enterprise, Ala./Enterprise	47	Evan Vaughn	TE/LS	6-2	227	Sr.	Honea Path, S.C./Belton-Honea Path
3	Corey Watkins	TB	5-9	198	So.	Evans, Ga./Evans	48	Hugh Ryan	S	6-1	190	Fr.	Irmo, S.C./Dutch Fork
4	Darren Grainger	QB	6-4	195	R-Fr.	Conway, S.C./Conway	49	J.J. Wang	TB	5-10	173	Fr.	Saratoga, Calif./Saratoga
5	Carter Bir	QB	6-1	180	Fr.	Flower Mound, Texas/Marcus	51	Taylor Hodge	DT	5-9	255	So.	Tyrone, Ga./Sandy Creek
5	Dae'one Wilkins	SPUR	6-0	200	R-Fr.	Spring Hope, N.C./Southern Nash	52	Landon Moody	ILB	6-1	200	Fr.	Tampa, Fla./Bloomingdale
6	Amir Trapp	CB	5-8	170	Sr.	Clemson, S.C./Daniel/Clemson	53	Landon Lawrence	DE	6-3	270	Jr.	Temple, Ga./Avon Old Farms Prep
7	Jonah Griffin	S	5-11	180	R-Fr.	Savannah, Ga./Benedictine Military	54	JR Schroeder	ILB	6-0	228	Fr.	Greenville, S.C./Southside Christian
7	Jack Hardin	QB	6-1	198	R-So.	Roswell, Ga./Fellowship Christian School	55	Dan Sciana	OT	6-7	287	R-Jr.	Knoxville, Tenn./Christian Academy of Knoxville
8	Bryan Okeh	S	6-4	216	Sr.	Powder Springs, Ga./McEachern	56	Cameron Coleman	NG	6-3	295	R-Fr.	Elizabethton, Tenn./Elizabethton
9	Hamp Sisson	QB	6-0	188	R-Fr.	Birmingham, Ala./Mountain Brook	57	Jacob Johanning	OG	6-3	265	Fr.	Simpsonville, S.C./St. Joseph's
10	Avery Armstrong	WR	6-1	190	R-Jr.	Columbia, S.C./Dreher	58	Dan Godwin	ILB	5-11	200	Fr.	Frankfort, Ill./Lincoln-Way East
10	Andrew Washington	CB	5-9	186	R-Fr.	Garner, N.C./Garner Magnet	59	London Lewis	DT	6-4	282	R-So.	Atlanta, Ga./St. Pius X
11	Travis Blackshear	CB	5-10	182	R-Fr.	Savannah, Ga./Benedictine Military School	60	Ross Detamore	OT	6-4	263	R-So.	Bridgewater, Va./Turner Ashby
12	Luke Shifflett	QB	6-2	205	So.	Dalton, Ga./Northwest Whitfield	61	Cole Neely	C	6-3	283	Jr.	Fayetteville, Ga./Sandy Creek
13	Quandarius Weems	CB	6-1	187	R-Sr.	Griffin, Ga./Griffin	62	Evan Jumper	C	6-4	262	Fr.	Myrtle Beach, S.C./Myrtle Beach
14	Jaylon Harden	S	5-11	197	R-Jr.	Griffin, Ga./Griffin	63	Wyatt Hughes	OG	6-4	280	Fr.	Chattanooga, Tenn./McCallie
15	Davonta Porter	BAN	6-2	225	Jr.	Latta, S.C./Latta	65	Andy Godwin	OT	6-4	283	R-Sr.	Neptune Beach, Fla./Providence
16	Braedon Domino	QB	6-1	175	R-Fr.	Riverdale, Md./Air Force Prep	66	Reed Kroeber	OG	6-4	302	R-Jr.	Roswell, Ga./Fellowship Christian School
16	Jack Murrah	QB	6-1	194	Fr.	Ponte Vedra Beach, Fla./Ponte Vedra	67	Anderson Tomlin	OG	6-5	275	R-Fr.	Birmingham, Ala./Mountain Brook
17	Grayson Atkins	PK/P	5-10	188	Jr.	Inman, S.C./Boiling Springs	69	Dan Dodd, III	OG	6-4	285	Fr.	Keystone Heights, Fla./Keystone Heights
18	Jake Walker	TE	6-4	231	Jr.	Cartersville, Ga./Air Force Prep	70	Jackson Soapes	OT	6-2	262	Fr.	Orlando, Fla./Trinity Prep
19	Zach Peterson	WR	6-2	187	R-Fr.	Roswell, Ga./Wesleyan	71	Jordan Harris	OG	6-4	303	R-Jr.	Atlanta, Ga./Pace Academy
20	Di'Marcus Clay	S	5-9	170	Jr.	Atlanta, Ga./Grady	72	Caleb Auer	OT	6-3	266	R-Jr.	Buford, Ga./Buford
21	Wayne Anderson, Jr.	TB	5-10	185	Fr.	Prosper, Texas/Prosper	74	Cody Wyatt	OT	6-2	268	R-Jr.	Prattville, Ala./Prattville
22	Devin Wynn	TB	6-0	203	Jr.	Greensboro, Ga./Greene County	75	Pearson Toomey	OT	6-3	265	Fr.	Jacksonville Beach, Fla./Bolles
23	Elijah McKay	ILB	6-2	225	Jr.	Rome, Ga./Darlington School	76	Trey Rogers	DT	6-3	225	Fr.	Nashville, Tenn./Lipscomb Academy
24	Cally Chizik	CB	5-9	170	Fr.	Auburn, Ala./Auburn	77	Bo McKinney	OG	6-7	307	R-So.	Travelers Rest, S.C./Travelers Rest
25	Carson Maples	RB	5-11	235	R-So.	West End, N.C./Air Force Academy	78	Nick Vinton	C	6-3	315	Fr.	Cary, N.C./Green Hope
26	Chase Abshier	TB	5-11	190	R-Fr.	Atlanta, Ga./Marist	80	Luke Wilson	WR	5-11	180	Fr.	Cornelia, Ga./Habersham Central
28	Austin Jones	S	5-11	188	Fr.	Tiger, Ga./Rabun County	81	Adrian Hope	BAN	6-1	218	R-So.	Ocala, Fla./Vanguard
29	Coleman Christensen	RB	5-11	205	Fr.	Lucas, Texas/Lovejoy	82	Ryan Miller	TE	6-1	214	So.	Jackson, Tenn./University School of Jackson
29	Jack Owen	ILB	6-3	220	R-Jr.	Dunwoody, Ga./Marist	83	Ryan DeLuca	WR	6-0	177	Jr.	Fort Mill, S.C./Fort Mill
30	Jordan Willis	SPUR	6-0	207	Sr.	St. Augustine, Fla./Nease	84	Jake Kimmelman	WR	6-2	185	Fr.	Greenville, S.C./Southside Christian
31	Bryce McCormick	LB	6-2	224	Fr.	Franklin, Tenn./Christ Presbyterian Academy	85	Nate Kyei-Donkor	WR	5-10	170	R-Jr.	Orlando, Fla./University
32	Devin Abrams	RB	6-1	218	R-Fr.	Pensacola, Fla./West Florida	86	Jackson Dozier	WR	6-0	174	R-So.	Mt. Gilead, N.C./West Montgomery
33	Josh Agbenou	LB	6-2	231	Fr.	Bethlehem, Ga./Apalachee	87	Luke Bynum	WR	5-11	170	Fr.	Greenville, S.C./St. Joseph's
35	Jeff McElveen	RB	6-0	209	R-So.	Goose Creek, S.C./Goose Creek	88	Dejuan Bell	WR	5-9	160	So.	North Augusta, S.C./North Augusta
36	Jalen Miller	SPUR	5-11	200	Fr.	Duncan, S.C./Byrnes	89	Thomas Gordon	WR	6-0	178	Sr.	Charlotte, N.C./Mallard Creek
37	Keegan Miller	SPUR	6-0	205	R-Fr.	Cumberland, Md./Fort Hill	90	Devonté Jones	DL	6-2	275	Fr.	Anderson, S.C./T.L. Hanna
37	Sam Whitney	WR	5-8	165	Fr.	Venice, Fla./Venice	91	Garland Greenway	TE	6-3	230	Fr.	Charlotte, N.C./Myers Park
38	Kam Brinson	CB	5-10	182	Fr.	Augusta, Ga./Aquinas	92	Knox Kiernan	P/PK	6-0	193	R-Jr.	Blairsville, Ga./Union County
39	Sebastian Stubblefield	PK/P	5-11	170	Fr.	Nashville, Tenn./Christ Presbyterian Academy	92	Matt Sochovka	DT	6-4	265	R-So.	Fayetteville, N.C./Pine Forest
40	Dru Seabrook	DE	6-3	242	R-Jr.	Charlotte, N.C./Providence	93	Nick Kuzemka	ILB	6-0	205	Fr.	Clifton, Va./Centreville
41	Domenic Ferrari	BAN	6-0	210	R-Fr.	Nashville, Tenn./Christ Presbyterian Academy	94	Jonah Tibbs	DE	6-3	274	Sr.	Birmingham, Ala./Spain Park
42	Alec Hanff	DE	6-4	243	R-Sr.	Charlotte, N.C./Charlotte Latin	95	Parker Stokes	NG	6-1	278	Jr.	Wrens, Ga./Jefferson County
42	Dominic Roberto	RB	5-11	236	Fr.	Fayetteville, N.C./Pine Forest	96	Dillon Vann	BAN	6-3	234	R-Jr.	Buford, Ga./Buford
43	Braden Gilby	ILB	6-2	233	R-Fr.	St. Petersburg, Fla./Jesuit	97	Timmy Bleekrode	PK	5-8	160	R-Fr.	Atlanta, Ga./Marist
44	Donavan Perryman	ILB	6-2	225	Sr.	Rock Hill, S.C./Rock Hill	98	Jack Barton	DL	6-4	225	Fr.	Alpharetta, Ga./Centennial
45	Ben Page	TE	6-3	235	R-So.	Atlanta, Ga./Marist	99	Jalen Clark	DE	6-2	230	Fr.	Conyers, Ga./Marist
46	Patrick Wells	S	6-0	200	R-Jr.	Franklin, Tenn./Battle Ground Academy							

#SoConFB



FURMAN TAILBACK DEVIN WYNN

FURMAN PALADINS

Basic information

Location:..... Greenville, S.C.
 Founded:..... 1826
 Enrollment:..... 2,600
 Nickname:..... Paladins
 Colors:..... Purple and White
 President:..... Dr. Elizabeth Davis
 Director of athletics:..... TBA
 Stadium:..... Paladin Stadium
 Capacity:..... 16,000

Media relations

Football contact:..... Hunter Reid
 Email:..... hunter.reid@furman.edu
 Office:..... 864-294-2061
 Cell:..... 864-567-1663
 Press box phone:..... 864-294-3066
 Website:..... FurmanPaladins.com

Team information

2018 record:..... 6-4
 SoCon record:..... 6-2 (t-1st)
 Home:..... 3-1
 Away:..... 3-3
 Lettermen returning/lost:..... 41/18
 Off. starters returning/lost:..... 8/3
 Def. starters returning/lost:..... 7/4
 Specialists returning/lost:..... 2/0
 Basic offense..... Multiple
 Basic defense..... 3-4



*Hunter Reid
Football SID*

SoCon titles (14)

1978, 1980, 1981, 1982, 1983, 1985, 1988, 1989, 1990, 1999, 2001, 2004, 2013, 2018

FCS Playoff appearances (17)

1982, 1983, 1985, 1986, 1988, 1989, 1990, 1996, 1999, 2000, 2001, 2002, 2004, 2005, 2006, 2013, 2017

2019 SCHEDULE

Aug. 31 (1 p.m.)
Charleston Southern
 (ESPN3 or +)



Oct. 19 (1 p.m.)
The Citadel*
 (ESPN3 or +)



Sept. 7 (7 p.m.)
at Georgia State
 (ESPN3)



Oct. 26 (3:30 p.m.)
at Western Carolina*
 (ESPN3 or +)



Sept. 14 (12 p.m.)
at Virginia Tech
 (ACC Network)



Nov. 2 (2 p.m.)
at Chattanooga*
 (ESPN3 or +)



Sept. 21 (1 p.m.)
Mercer*
 (Nexstar/ESPN3 or +)



Nov. 9 (1:30 p.m.)
VMI*
 (ESPN3 or +)



Sept. 28 (1 p.m.)
ETSU*
 (Nexstar/ESPN3 or +)



Nov. 16 (1:30 p.m.)
at Wofford*
 (Nexstar/ESPN3 or +)



Oct. 5 (TBA)
at Samford*
 (ESPN3 or +)



Nov. 23 (1 p.m.)
Point
 (ESPN3 or +)



* Southern Conference game



**FURMAN OFFENSIVE TACKLE
BO LAYTON**

PALADINS



2018 RESULTS (6-4, 6-2 SOCON; T-1ST)

Date	Opponent	W/L	Score	Attendance
Sept. 1	at Clemson	L	7-48	80,048
Sept. 8	at Elon	L	7-45	8,058
Sept. 22	*at ETSU	L	27-29	8,453
Sept. 29	*WESTERN CAROLINA	W	44-38	7,201
Oct. 13	*WOFFORD	W	34-14	7,006
Oct. 20	*SAMFORD	L	25-38	6,016
Oct. 27	*at The Citadel	W	28-17	8,574
Nov. 3	*CHATTANOOGA	W	16-10	4,332
Nov. 10	*at VMI	W	49-13	3,922
Nov. 17	*at Mercer	W	35-30	8,811

* Southern Conference game

2018 TEAM GAME-BY-GAME

Date	Opponent	Rushing				Receiving				Passing				Kick returns				Punt returns				Total off		
		No.	Yds	TD	Lg	No.	Yds	TD	Lg	Cmp	Att	Int	Yds	TD	Lg	No	Yds	TD	Lg	No	Yds		TD	Lg
Sept. 1	at Clemson	53	117	0	45	4	46	1	16	4	9	0	46	1	16	0	0	0	0	0	0	0	0	163
Sept. 8	at Elon	51	195	1	33	7	67	0	15	7	14	1	67	0	15	7	146	0	30	2	17	0	20	262
Sept. 22	at ETSU	42	139	3	19	10	149	0	50	10	22	0	149	0	50	2	34	0	21	2	21	0	11	288
Sept. 29	WESTERN CAROLINA	47	339	4	50	9	133	1	47	9	11	1	133	1	47	4	160	1	97	2	33	0	0	472
Oct. 13	WOFFORD	38	130	2	14	16	235	3	49	16	19	1	235	3	49	1	26	0	26	2	27	0	19	365
Oct. 20	SAMFORD	57	233	0	30	9	137	2	77	9	16	1	137	2	77	4	79	0	22	0	0	0	0	370
Oct. 27	at The Citadel	49	165	3	20	9	140	0	44	9	12	0	140	0	44	3	76	0	39	1	-4	0	0	305
Nov. 3	CHATTANOOGA	49	183	1	50	9	96	0	23	9	15	0	96	0	23	1	14	0	12	1	2	0	2	279
Nov. 10	at VMI	53	288	5	43	16	302	2	69	16	21	0	302	2	69	1	12	0	12	2	10	0	11	590
Nov. 17	at Mercer	51	245	0	27	16	189	5	27	16	23	0	189	5	27	2	51	0	30	2	3	0	2	434
	Totals	490	2034	19	50	105	1494	14	77	105	162	4	1494	14	77	25	598	1	97	14	109	0	20	3528
	Opponent	353	1578	12	61	206	2507	21	91	206	327	4	2507	21	91	19	421	0	43	19	193	0	62	4085

Games played: 10
 Avg per rush: 4.2
 Avg per catch: 14.2
 Pass efficiency: 165.86
 Kick ret avg: 23.9
 Punt ret avg: 7.8
 All purpose avg/game: 429.4
 Total offense avg/gm: 352.8

Date	Opponent	Tackles			TFL-Yds	Sacks	Fumble		Pass defense			Blkd Kick	PAT attempts			Saf	Pts
		Solo	Asst	Total			No	FR-Yds	Int-Yds	QBH	Brk		Att-Mad	Run	Rcv		
Sept. 1	at Clemson	32	36	68	3.0-17	1.0-9	0	0-0	0-0	0	2	0	1-1	0	0	0	7
Sept. 8	at Elon	25	56	81	7.0-15	1.0-2	0	0-0	0-0	3	1	0	1-1	0	0	0	7
Sept. 22	at ETSU	41	24	65	9.0-36	5.0-25	1	0-0	1-8	3	3	0	3-3	0	0	0	27
Sept. 29	WESTERN CAROLINA	38	52	90	5.0-17	4.0-12	4	2-0	0-0	4	3	1	6-5	0	0	0	44
Oct. 13	WOFFORD	38	34	72	7.0-20	2.0-8	1	1-2	0-0	2	3	0	5-4	0	0	0	34
Oct. 20	SAMFORD	45	34	79	8.0-11	2.0-2	0	0-0	2-18	7	1	0	2-1	0	0	0	25
Oct. 27	at The Citadel	35	46	81	4.0-12	2.0-9	1	2-20	0-0	0	2	0	4-4	0	0	0	28
Nov. 3	CHATTANOOGA	29	34	63	8.0-29	3.0-14	0	0-0	1-33	6	2	0	1-1	0	0	0	16
Nov. 10	at VMI	35	24	59	4.0-10	3.0-9	2	1-0	0-0	0	8	1	7-7	0	0	0	49
Nov. 17	at Mercer	25	48	73	4.0-18	4.0-18	2	2-0	0-0	1	11	0	4-2	0	0	0	35
	Totals	343	388	731	59.0-185	27.0-108	11	8-22	4-59	26	36	2	34-29	0	0	0	272
	Opponent	384	384	768	68.0-284	20.0-115	12	10-88	4-41	22	14	2	35-34	0	0	1	282

Date	Opponent	Punting					Field goals					Kickoffs						
		No	Yds	Avg	Long	Blkd	TB	FC	50+	I20	Att-Made	Lg	Blkd	No	Yds	Avg	TB	OB
Sept. 1	at Clemson	8	337	42.1	53	0	0	1	2	3	0-0	0	0	2	130	65.0	1	0
Sept. 8	at Elon	5	176	35.2	44	0	1	0	0	0	2-0	0	0	2	123	61.5	0	0
Sept. 22	at ETSU	6	238	39.7	53	0	0	2	1	1	2-2	30	0	7	460	65.7	2	0
Sept. 29	WESTERN CAROLINA	2	88	44.0	53	0	0	1	1	0	1-1	23	0	8	502	62.8	5	0
Oct. 13	WOFFORD	3	124	41.3	45	0	0	0	0	0	0-0	0	0	6	383	63.8	4	0
Oct. 20	SAMFORD	6	275	45.8	57	0	1	1	1	1	4-4	53	0	6	340	56.7	4	0
Oct. 27	at The Citadel	7	356	50.9	81	0	1	0	2	2	0-0	0	0	5	276	55.2	1	0
Nov. 3	CHATTANOOGA	2	86	43.0	51	0	0	1	1	0	3-3	50	0	4	235	58.8	3	0
Nov. 10	at VMI	2	91	45.5	54	0	1	0	1	1	0-0	0	0	8	503	62.9	5	0
Nov. 17	at Mercer	6	240	40.0	42	0	0	2	0	1	1-1	42	0	7	380	54.3	4	0
	Totals	47	2011	42.8	81	0	4	8	9	9	13-11	53	0	55	3332	60.6	29	0
	Opponent	43	1707	39.7	57	1	5	12	5	19	11-10	49	0	54	3085	57.1	16	2



FURMAN VS. 2019 OPPONENTS

Charleston Southern 0, Furman 0

First meeting

Autry Denson vs. FUR: 0-0

Clay Hendrix vs. CSU: 0-0

Furman 0, Georgia State 0

First meeting

Clay Hendrix vs. GSU: 0-0

Shawn Elliott vs. FUR: 0-0

Virginia Tech 6, Furman 0

At FUR: VT leads 1-0

At VT: VT leads 5-0

Clay Hendrix vs. VT: 0-0

Justin Fuente vs. FUR: 0-0

Last VT win: 42-3 in 2015

Longest VT streak: 5 (1939-2015)

Last 10 meetings: VT leads 6-0

Current streak: VT has won six

Largest VT win: 42-3 in 2015

Year	Winner	Score	Site
1939	VT	20-7	Blacksburg, Va.
1940	VT	38-21	Blacksburg, Va.
1942	VT	7-6	Greenville, S.C.
1947	VT	20-6	Blacksburg, Va.
2008	VT	24-7	Blacksburg, Va.
2015	VT	42-3	Blacksburg, Va.

Furman 9, Mercer 6, 2 ties

At FUR: FUR leads 3-2-2

At MER: FUR leads 6-4

Clay Hendrix vs. MER: 2-0

Bobby Lamb vs. FUR: 2-3

Last FUR win: 35-30 in 2018

Last MER win: 27-24 in 2016

Longest FUR streak: 4 (1934-14)

Longest MER streak: 3 (1923-25)

Last 10 meetings: FUR leads 7-2-1

Current streak: FUR has won two

Largest FUR win: 37-0 in 1921

Largest MER win: 39-0 in 1914

Year	Winner	Score	Site
1914	MER	39-0	Macon, Ga.
1921	FUR	37-0	Greenville, S.C.
1923	MER	6-3	Macon, Ga.
1924	MER	23-0	Greenville, S.C.
1925	MER	17-0	Macon, Ga.
1926	Tie	13-13	Greenville, S.C.
1927	FUR	27-13	Macon, Ga.
1932	FUR	2-0	Macon, Ga.
1933	Tie	6-6	Greenville, S.C.
1934	FUR	9-3	Macon, Ga.
1935	FUR	32-0	Greenville, S.C.
1936	FUR	20-9	Macon, Ga.
2014	FUR	25-20	Macon, Ga.
2015	MER	27-20 (OT)	Greenville, S.C.
2016	MER	27-24	Macon, Ga.
2017	FUR	28-21	Greenville, S.C.
2018	FUR	35-30	Macon, Ga.

Furman 25, ETSU 8

At ETSU: FUR leads 10-6

At FUR: FUR leads 15-2

Randy Sanders vs. FUR: 1-0

Clay Hendrix vs. ETSU: 1-1

Last ETSU win: 29-27 in 2018

Last FUR win: 56-35 in 2017

Longest ETSU streak: 3 (1996-98)

Longest FUR streak: 9 (1987-95)

Last 10 meetings: FUR leads 6-4

Current streak: ETSU has won one

Largest ETSU win: 58-28 in 1997

Largest FUR win: 52-7 in 2016

Year	Winner	Score	Site
1957	FUR	13-7	Greenville, S.C.
1973	FUR	40-21	Greenville, S.C.
1974	ETSU	24-13	Johnson City, Tenn.
1977	FUR	42-12	Greenville, S.C.
1978	FUR	35-14	Johnson City, Tenn.
1979	ETSU	28-24	Greenville, S.C.
1980	FUR	33-21	Johnson City, Tenn.
1981	FUR	21-0	Greenville, S.C.
1982	FUR	20-15	Johnson City, Tenn.



FURMAN PLACEKICKER/PUNTER GRAYSON ATKINS

1983	FUR	28-7	Greenville, S.C.
1984	FUR	28-16	Johnson City, Tenn.
1985	FUR	35-31	Greenville, S.C.
1986	ETSU	25-13	Johnson City, Tenn.
1987	FUR	24-13	Greenville, S.C.
1988	FUR	31-14	Johnson City, Tenn.
1989	FUR	44-20	Greenville, S.C.
1990	FUR	29-13	Johnson City, Tenn.
1991	FUR	52-23	Greenville, S.C.
1992	FUR	45-14	Johnson City, Tenn.
1993	FUR	45-21	Greenville, S.C.
1994	FUR	33-21	Johnson City, Tenn.
1995	FUR	21-15	Greenville, S.C.
1996	ETSU	21-19	Johnson City, Tenn.
1997	ETSU	58-28	Greenville, S.C.
1998	ETSU	22-19 (2OT)	Johnson City, Tenn.
1999	FUR	48-21	Greenville, S.C.
2000	ETSU	23-21	Johnson City, Tenn.
2001	FUR	31-6	Greenville, S.C.
2002	FUR	25-0	Johnson City, Tenn.
2003	FUR	30-10	Greenville, S.C.
2016	FUR	52-7	Johnson City, Tenn.
2017	FUR	56-35	Greenville, S.C.
2018	ETSU	29-27	Johnson City, Tenn.
1966	SAM	17-7	Greenville, S.C.
1967	SAM	42-28	Birmingham, Ala.
1968	SAM	17-12	Greenville, S.C.
1969	SAM	34-14	Birmingham, Ala.
1997	FUR	29-10	Birmingham, Ala.
1998	FUR	34-24	Greenville, S.C.
2004	FUR	45-10	Birmingham, Ala.
2005	FUR	45-23	Greenville, S.C.
2008	FUR	28-27	Birmingham, Ala.
2009	FUR	26-24	Greenville, S.C.
2010	FUR	27-10	Birmingham, Ala.
2011	SAM	26-21	Greenville, S.C.
2012	SAM	24-21	Birmingham, Ala.
2013	FUR	35-17	Greenville, S.C.
2014	SAM	45-0	Greenville, S.C.
2015	FUR	20-17	Birmingham, Ala.
2016	SAM	38-21	Greenville, S.C.
2017	SAM	26-20	Birmingham, Ala.
2018	SAM	38-25	Greenville, S.C.

Furman 60, The Citadel 35, 3 ties

At CIT: FUR leads 24-21-2

At FUR: FUR leads 33-14

At neutral sites: FUR leads 3-0-1

Brent Thompson vs. FUR: 1-2

Clay Hendrix vs. CIT: 2-0

Last CIT win: 19-14 in 2016

Last FUR win: 28-17 in 2018

Longest CIT streak: 7 (1971-77)

Longest FUR streak: 9 (1982-90)

Last 10 meetings: Series tied 5-5

Current streak: FUR has won two

Largest CIT win: 75-0 in 1913

Largest FUR win: 58-13 in 1987

Year	Winner	Score	Site
1913	CIT	75-0	Charleston, S.C.
1919	FUR	21-6	Greenville, S.C.
1920	FUR	21-6	Charleston, S.C.
1921	FUR	42-0	Greenville, S.C.
1922	FUR	28-0	Florence, S.C.
1923	FUR	30-14	Greenville, S.C.

Samford 11, Furman 10

At FUR: SAM leads 7-5

At SAM: FUR leads 5-4

Clay Hendrix vs. SAM: 0-2

Chris Hatcher vs. FUR: 3-3 (0-2 GSU, 3-1 SAM)

Last FUR win: 20-17 in 2015

Last SAM win: 38-25 in 2018

Longest FUR streak: 7 (1997-2010)

Longest SAM streak: 5 (1962-69)

Last 10 meetings: SAM leads 6-4

Current streak: SAM has won three

Largest FUR win: 45-10 in 2004

Largest SAM win: 45-0 in 2014

Year	Winner	Score	Site
1961	FUR	21-14	Greenville, S.C.
1962	SAM	14-7	Greenville, S.C.



FURMAN VS. 2019 OPPONENTS

1924	CIT	6-0	Charleston, S.C.
1925	FUR	7-0	Greenville, S.C.
1926	FUR	7-0	Charleston, S.C.
1927	FUR	6-0	Charleston, S.C.
1928	FUR	13-0	Greenville, S.C.
1929	Tie	0-0	Charleston, S.C.
1930	FUR	31-6	Greenville, S.C.
1931	FUR	33-7	Charleston, S.C.
1932	FUR	20-0	Orangeburg, S.C.
1933	FUR	14-0	Greenville, S.C.
1934	FUR	6-0	Charleston, S.C.
1935	FUR	35-0	Greenville, S.C.
1936	FUR	13-7	Greenville, S.C.
1937	CIT	8-0	Charleston, S.C.
1938	CIT	9-6	Greenville, S.C.
1939	FUR	7-0	Charleston, S.C.
1940	FUR	36-7	Greenville, S.C.
1941	Tie	13-13	Charleston, S.C.
1942	FUR	20-0	Greenville, S.C.
1946	FUR	14-0	Charleston, S.C.
1947	FUR	7-0	Greenville, S.C.
1948	FUR	9-0	Greenville, S.C.
1949	FUR	19-7	Charleston, S.C.
1950	FUR	21-7	Greenville, S.C.
1951	FUR	35-14	Orangeburg, S.C.
1952	Tie	7-7	Orangeburg, S.C.
1953	FUR	27-0	Charleston, S.C.
1954	FUR	31-20	Greenville, S.C.
1955	CIT	25-19	Charleston, S.C.
1956	FUR	7-0	Greenville, S.C.
1957	CIT	18-14	Charleston, S.C.
1958	CIT	24-6	Greenville, S.C.
1959	CIT	18-14	Charleston, S.C.
1960	CIT	7-6	Greenville, S.C.
1961	CIT	9-8	Charleston, S.C.
1962	FUR	33-25	Greenville, S.C.
1963	FUR	34-25	Charleston, S.C.
1964	CIT	17-0	Greenville, S.C.
1965	CIT	28-0	Charleston, S.C.
1966	CIT	10-6	Greenville, S.C.
1967	FUR	14-6	Charleston, S.C.
1968	CIT	31-12	Greenville, S.C.
1969	CIT	37-21	Charleston, S.C.
1970	FUR	28-21	Greenville, S.C.
1971	CIT	35-33	Charleston, S.C.
1972	CIT	19-13	Greenville, S.C.
1973	CIT	26-21	Charleston, S.C.
1974	CIT	24-0	Greenville, S.C.
1975	CIT	13-9	Charleston, S.C.
1976	CIT	17-16	Greenville, S.C.
1977	CIT	10-3	Charleston, S.C.
1978	FUR	17-13	Greenville, S.C.
1979	FUR	45-44	Charleston, S.C.
1980	FUR	28-15	Greenville, S.C.
1981	CIT	35-18	Charleston, S.C.
1982	FUR	27-0	Greenville, S.C.
1983	FUR	49-21	Charleston, S.C.
1984	FUR	42-14	Greenville, S.C.
1985	FUR	42-0	Charleston, S.C.
1986	FUR	37-14	Greenville, S.C.
1987	FUR	58-13	Charleston, S.C.
1988	FUR	30-17	Greenville, S.C.
1989	FUR	44-9	Charleston, S.C.
1990	FUR	30-17	Greenville, S.C.
1991	CIT	10-6	Charleston, S.C.
1992	CIT	20-14	Greenville, S.C.
1993	CIT	20-10	Charleston, S.C.
1994	CIT	52-44	Greenville, S.C.
1995	FUR	24-3	Charleston, S.C.
1996	FUR	35-25	Greenville, S.C.
1997	FUR	21-7	Charleston, S.C.
1998	CIT	25-24	Greenville, S.C.
1999	FUR	31-17	Charleston, S.C.
2000	FUR	33-7	Greenville, S.C.
2001	FUR	30-7	Charleston, S.C.
2002	FUR	37-10	Greenville, S.C.
2003	CIT	10-9	Charleston, S.C.
2004	FUR	33-14	Greenville, S.C.
2005	FUR	39-31 (3OT)	Charleston, S.C.
2006	FUR	23-17	Greenville, S.C.
2007	CIT	54-51 (OT)	Charleston, S.C.
2008	FUR	34-20	Greenville, S.C.
2009	CIT	38-28	Charleston, S.C.

2010	FUR	31-14	Greenville, S.C.
2011	FUR	16-6	Charleston, S.C.
2012	CIT	42-20	Greenville, S.C.
2013	FUR	24-17	Charleston, S.C.
2014	CIT	42-35 (OT)	Charleston, S.C.
2015	CIT	38-17	Greenville, S.C.
2016	CIT	19-14	Charleston, S.C.
2017	FUR	56-20	Greenville, S.C.
2018	FUR	28-17	Charleston, S.C.

Furman 32, Western Carolina 12, 2 ties

At FUR: FUR leads 17-6-1
At WCU: FUR leads 15-6-1
Clay Hendrix vs. WCU: 2-0
Mark Speir vs. FUR: 2-5
Last FUR win: 44-38 in 2018
Last WCU win: 48-10 in 2015
Longest FUR streak: 8 (2006-13)
Longest WCU streak: 3 (1992-94)
Last 10 meetings: FUR leads 8-2
Current streak: FUR has won three
Largest FUR win: 34-0 in 1975
Largest WCU win: 48-10 in 2015

Year	Winner	Score	Site
1971	FUR	21-14	Greenville, S.C.
1972	WCU	20-15	Cullowhee, N.C.
1975	FUR	34-0	Greenville, S.C.
1977	Tie	24-24	Greenville, S.C.
1978	FUR	24-7	Cullowhee, N.C.
1979	FUR	23-14	Greenville, S.C.
1980	FUR	28-14	Cullowhee, N.C.
1981	FUR	31-27	Cullowhee, N.C.
1982	FUR	12-6	Greenville, S.C.
1983	Tie	17-17	Cullowhee, N.C.
1983*	WCU	14-7	Greenville, S.C.
1984	WCU	20-19	Greenville, S.C.
1985	FUR	31-27	Cullowhee, N.C.
1986	WCU	19-13	Greenville, S.C.
1987	WCU	20-14	Cullowhee, N.C.
1988	FUR	31-0	Greenville, S.C.
1989	FUR	17-3	Cullowhee, N.C.
1990	FUR	42-9	Greenville, S.C.
1991	FUR	42-14	Cullowhee, N.C.
1992	WCU	29-27	Greenville, S.C.
1993	WCU	23-20	Cullowhee, N.C.
1994	WCU	35-24	Greenville, S.C.
1995	FUR	31-21	Cullowhee, N.C.
1996	FUR	45-30	Greenville, S.C.
1997	WCU	17-16	Cullowhee, N.C.
1998	FUR	31-7	Greenville, S.C.
1999	FUR	27-19	Cullowhee, N.C.
2000	FUR	38-14	Greenville, S.C.
2001	FUR	31-13	Cullowhee, N.C.
2002	FUR	24-23	Greenville, S.C.
2003	FUR	19-13	Cullowhee, N.C.
2004	FUR	31-10	Greenville, S.C.
2005	WCU	41-21	Cullowhee, N.C.
2006	FUR	42-7	Greenville, S.C.
2007	FUR	52-21	Cullowhee, N.C.
2008	FUR	28-21	Greenville, S.C.
2009	FUR	33-14	Cullowhee, N.C.
2010	FUR	31-17	Greenville, S.C.
2011	FUR	47-21	Cullowhee, N.C.
2012	FUR	45-24	Greenville, S.C.
2013	FUR	32-20	Cullowhee, N.C.
2014	WCU	35-17	Greenville, S.C.
2015	WCU	48-10	Cullowhee, N.C.
2016	FUR	49-21	Greenville, S.C.
2017	FUR	28-6	Cullowhee, N.C.
2018	FUR	44-38	Greenville, S.C.

*NCAA Playoffs

Furman 29, Chattanooga 19

At FUR: FUR leads 13-11
At UTC: FUR leads 16-8
Clay Hendrix vs. UTC: 2-0
Rusty Wright vs. FUR: 0-0
Last FUR win: 16-10 in 2018
Last UTC win: 21-14 in 2016
Longest FUR streak: 15 (1995-09)
Longest UTC streak: 5 (1928-68; 2012-16)
Last 10 meetings: UTC leads 6-4
Current streak: FUR has won two

Largest FUR win: 63-21 in 2003
Largest UTC win: 34-0 in 1957

Year	Winner	Score	Site
1928	UTC	15-0	Greenville, S.C.
1929	UTC	20-7	Chattanooga, Tenn.
1957	UTC	34-0	Greenville, S.C.
1959	UTC	20-7	Chattanooga, Tenn.
1968	UTC	31-14	Chattanooga, Tenn.
1970	FUR	18-16	Greenville, S.C.
1977	FUR	17-7	Chattanooga, Tenn.
1978	UTC	13-9	Greenville, S.C.
1979	UTC	45-14	Greenville, S.C.
1980	FUR	42-28	Chattanooga, Tenn.
1981	UTC	31-28	Greenville, S.C.
1982	UTC	16-13	Chattanooga, Tenn.
1983	FUR	28-14	Greenville, S.C.
1984	UTC	14-7	Chattanooga, Tenn.
1985	FUR	28-0	Greenville, S.C.
1986	FUR	21-10	Chattanooga, Tenn.
1987	UTC	16-14	Greenville, S.C.
1988	FUR	10-7	Chattanooga, Tenn.
1989	FUR	27-17	Greenville, S.C.
1990	FUR	38-21	Chattanooga, Tenn.
1991	FUR	24-21	Greenville, S.C.
1992	FUR	35-7	Chattanooga, Tenn.
1993	UTC	45-42	Chattanooga, Tenn.
1994	UTC	34-20	Greenville, S.C.
1995	FUR	23-21	Chattanooga, Tenn.
1996	FUR	42-21	Greenville, S.C.
1997	FUR	43-21	Chattanooga, Tenn.
1998	FUR	31-28	Greenville, S.C.
1999	FUR	40-35	Chattanooga, Tenn.
2000	FUR	45-44 (OT)	Greenville, S.C.
2001	FUR	42-10	Chattanooga, Tenn.
2002	FUR	35-7	Greenville, S.C.
2003	FUR	63-21	Chattanooga, Tenn.
2004	FUR	51-31	Greenville, S.C.
2005	FUR	56-35	Chattanooga, Tenn.
2006	FUR	28-22 (OT)	Greenville, S.C.
2007	FUR	28-22	Chattanooga, Tenn.
2008	FUR	35-10	Greenville, S.C.
2009	FUR	38-20	Chattanooga, Tenn.
2010	UTC	36-28	Greenville, S.C.
2011	FUR	14-7	Chattanooga, Tenn.
2012	UTC	31-10	Greenville, S.C.
2013	UTC	31-9	Chattanooga, Tenn.
2014	UTC	45-19	Greenville, S.C.
2015	UTC	31-3	Chattanooga, Tenn.
2016	UTC	21-14	Greenville, S.C.
2017	FUR	41-17	Chattanooga, Tenn.
2018	FUR	16-10	Greenville, S.C.

Furman 27, VMI 9

At FUR: FUR leads 15-3
At VMI: FUR leads 12-6
Clay Hendrix vs. VMI: 2-0
Scott Wachenheim vs. FUR: 0-4
Last FUR win: 49-13 in 2018
Last VMI win: 31-15 in 2014
Longest FUR streak: 21 (1980-02)
Longest VMI streak: 5 (1974-79)
Last 10 meetings: FUR leads 9-1
Current streak: FUR has won four
Largest FUR win: 58-0 in 1999; 65-7 in 2001
Largest VMI win: 31-7 in 1972

Year	Winner	Score	Site
1946	VMI	26-7	Greenville, S.C.
1970	VMI	13-0	Lexington, Va.
1971	FUR	14-0	Greenville, S.C.
1972	VMI	31-7	Lexington, Va.
1973	FUR	19-13	Greenville, S.C.
1974	VMI	7-0	Lexington, Va.
1975	VMI	13-10	Greenville, S.C.
1976	VMI	17-3	Lexington, Va.
1977	VMI	31-28	Greenville, S.C.
1979	VMI	21-20	Lexington, Va.
1980	FUR	21-16	Greenville, S.C.
1981	FUR	33-21	Lexington, Va.
1982	FUR	38-3	Greenville, S.C.
1983	FUR	49-0	Lexington, Va.
1986	FUR	34-3	Lexington, Va.
1987	FUR	38-0	Greenville, S.C.
1988	FUR	31-13	Greenville, S.C.



FURMAN VS. 2019 OPPONENTS

1989	FUR	30-6	Lexington, Va.
1990	FUR	51-22	Greenville, S.C.
1991	FUR	46-28	Lexington, Va.
1992	FUR	41-13	Greenville, S.C.
1993	FUR	24-0	Greenville, S.C.
1994	FUR	28-11	Lexington, Va.
1995	FUR	55-24	Greenville, S.C.
1996	FUR	31-14	Lexington, Va.
1997	FUR	35-14	Greenville, S.C.
1998	FUR	51-14	Lexington, Va.
1999	FUR	58-0	Greenville, S.C.
2000	FUR	35-21	Lexington, Va.
2001	FUR	65-7	Greenville, S.C.
2002	FUR	55-28	Lexington, Va.
2014	VMI	31-15	Lexington, Va.
2015	FUR	24-21	Greenville, S.C.
2016	FUR	24-10	Lexington, Va.
2017	FUR	42-10	Greenville, S.C.
2018	FUR	49-13	Lexington, Va.

Furman 54, Wofford 32, 7 ties

At FUR: FUR leads 34-11-5
At WOF: WOF leads 21-20-2
Clay Hendrix vs. WOF: 1-2
Josh Conklin vs. FUR: 0-1
Last FUR win: 34-14 in 2018
Last WOF win: 28-10 in 2017
Longest FUR streak: 19 (1917-47)
Longest WOF streak: 6 (1968-71)
Last 10 meetings: WOF leads 6-4
Current streak: FUR has won one
Largest FUR win: 69-0 in 1920
Largest WOF win: 44-0 in 1895

Year	Winner	Score	Site
1889	WOF	5-1	Spartanburg, S.C.
1889	WOF	2-1	Greenville, S.C.
1890	FUR	12-0	Spartanburg, S.C.
1890	FUR	28-2	Greenville, S.C.
1893	FUR	18-4	Greenville, S.C.
1895	WOF	44-0	Spartanburg, S.C.
1896	WOF	6-0	Spartanburg, S.C.
1900	Tie	0-0	Spartanburg, S.C.
1900	WOF	6-5	Greenville, S.C.
1901	FUR	17-0	Greenville, S.C.
1914	FUR	19-12	Greenville, S.C.
1915	FUR	25-0	Greenville, S.C.
1916	WOF	9-7	Spartanburg, S.C.
1917	FUR	18-3	Greenville, S.C.
1918	FUR	7-0	Spartanburg, S.C.
1919	FUR	7-6	Greenville, S.C.
1920	FUR	69-0	Spartanburg, S.C.
1921	FUR	62-0	Greenville, S.C.
1922	FUR	41-0	Spartanburg, S.C.
1928	FUR	26-0	Greenville, S.C.
1929	FUR	25-6	Spartanburg, S.C.
1930	FUR	14-0	Spartanburg, S.C.
1931	FUR	20-0	Greenville, S.C.
1932	FUR	24-0	Spartanburg, S.C.
1933	FUR	38-0	Greenville, S.C.
1934	FUR	13-0	Spartanburg, S.C.
1935	FUR	29-0	Greenville, S.C.
1936	FUR	31-0	Spartanburg, S.C.
1937	FUR	58-0	Greenville, S.C.
1941	FUR	40-19	Greenville, S.C.
1946	FUR	31-0	Greenville, S.C.
1947	FUR	20-6	Spartanburg, S.C.
1948	Tie	7-7	Greenville, S.C.
1950	Tie	13-13	Greenville, S.C.
1951	WOF	14-12	Spartanburg, S.C.
1952	FUR	29-21	Greenville, S.C.
1953	FUR	7-6	Spartanburg, S.C.
1954	WOF	19-0	Greenville, S.C.
1955	WOF	27-6	Spartanburg, S.C.
1956	WOF	18-6	Greenville, S.C.
1957	WOF	13-12	Spartanburg, S.C.
1958	FUR	40-39	Greenville, S.C.
1959	WOF	6-3	Spartanburg, S.C.
1960	FUR	41-26	Greenville, S.C.
1961	FUR	12-7	Spartanburg, S.C.
1962	FUR	34-21	Greenville, S.C.
1963	FUR	21-19	Spartanburg, S.C.
1964	WOF	21-14	Greenville, S.C.
1965	WOF	35-13	Spartanburg, S.C.



FURMAN BANDIT ADRIAN HOPE

1966	Tie	15-15	Greenville, S.C.
1967	FUR	21-20	Spartanburg, S.C.
1968	WOF	13-7	Spartanburg, S.C.
1968	WOF	21-7	Greenville, S.C.
1969	WOF	49-7	Spartanburg, S.C.
1969	WOF	31-21	Greenville, S.C.
1970	WOF	28-13	Greenville, S.C.
1971	WOF	27-0	Spartanburg, S.C.
1972	FUR	24-7	Greenville, S.C.
1973	FUR	21-19	Spartanburg, S.C.
1974	FUR	21-20	Greenville, S.C.
1975	Tie	14-14	Spartanburg, S.C.
1976	FUR	56-14	Greenville, S.C.
1977	WOF	13-7	Spartanburg, S.C.
1978	FUR	36-12	Greenville, S.C.
1979	WOF	27-17	Spartanburg, S.C.
1980	Tie	14-14	Greenville, S.C.
1989	FUR	42-7	Greenville, S.C.
1993	Tie	14-14	Greenville, S.C.
1995	FUR	38-0	Greenville, S.C.
1996	FUR	33-3	Greenville, S.C.
1997	FUR	28-7	Greenville, S.C.
1998	WOF	40-20	Spartanburg, S.C.
1999	FUR	30-3	Greenville, S.C.
2000	FUR	27-18	Spartanburg, S.C.
2001	FUR	45-14	Greenville, S.C.
2002	FUR	23-21	Spartanburg, S.C.
2003	WOF	7-6	Greenville, S.C.
2004	FUR	31-24	Spartanburg, S.C.
2005	FUR	34-21	Greenville, S.C.
2006	FUR	35-21	Spartanburg, S.C.
2007	WOF	45-20	Greenville, S.C.
2008	WOF	35-10	Spartanburg, S.C.
2009	FUR	58-21	Greenville, S.C.
2010	WOF	38-17	Spartanburg, S.C.
2011	FUR	26-21	Greenville, S.C.
2012	WOF	20-17	Spartanburg, S.C.
2013	FUR	27-14	Greenville, S.C.
2014	FUR	31-14	Greenville, S.C.
2015	WOF	38-28	Spartanburg, S.C.
2016	WOF	34-27	Greenville, S.C.
2017	WOF	24-23	Spartanburg, S.C.
2017*	WOF	28-10	Spartanburg, S.C.
2018	FUR	34-14	Greenville, S.C.

Furman 0, Point 0

First meeting
Clay Hendrix vs. PU: 0-0
Julius Dixon vs. FUR: 0-0

#SoConFB

PALADINS



FURMAN YEAR-BY-YEAR

Year	Overall	SoCon	Place	Coach
1889	0 2 0			William Beattie
1890	2 0 0			H.C. Granger
1891	0 1 0			
1892	1 0 0			H.P. Young
1893	1 1 0			
1894	No team			
1895	0 2 0			
1896	2 3 0			Harry Sims
1897-99	No team			
1900	0 2 1			Frank Spencer
1901	1 2 1			C.S. Roller
1902	4 3 4			C.S. Roller
1903-12	No team			
1913	6 3 0			W.C. "Cuppy" Farmer
1914	2 5 0			W.B. Bible
1915	5 3 0			W.L. Laval
1916	4 5 0			W.L. Laval
1917	3 5 0			W.L. Laval
1918	3 5 1			W.L. Laval
1919	6 2 1			W.L. Laval
1920	9 1 0			W.L. Laval
1921	7 2 1			W.L. Laval
1922	8 3 0			W.L. Laval
1923	9 2 0			W.L. Laval
1924	5 5 0			W.L. Laval
1925	7 3 0			W.L. Laval
1926	8 1 1			W.L. Laval
1927	10 1 0			W.L. Laval
1928	5 4 0			T.B. Amis
1929	5 4 1			T.B. Amis
1930	6 3 1			T.B. Amis
1931	5 2 2			T.B. Amis
1932	8 1 0			A.P. "Dizzy" McLeod
1933	6 1 2			A.P. "Dizzy" McLeod
1934	5 4 0			A.P. "Dizzy" McLeod
1935	8 1 0			A.P. "Dizzy" McLeod
1936	7 2 0	4 1 0	3rd	A.P. "Dizzy" McLeod
1937	4 3 2	1 2 0	11th	A.P. "Dizzy" McLeod
1938	2 7 1	0 4 0	14th	A.P. "Dizzy" McLeod
1939	5 4 0	3 3 0	t-6th	A.P. "Dizzy" McLeod
1940	5 4 0	4 3 0	8th	A.P. "Dizzy" McLeod
1941	3 4 2	2 3 0	9th	A.P. "Dizzy" McLeod
1942	3 6 0	3 3 0	7th	A.P. "Dizzy" McLeod
1943-45	No team			
1946	2 8 0	1 4 0	t-13th	R.W. Smith
1947	2 7 0	1 4 0	t-14th	R.W. Smith
1948	2 6 1	2 4 0	t-10th	H.E. Smith
1949	3 6 0	3 3 0	t-9th	H.E. Smith
1950	2 8 1	2 4 0	13th	Bill Young
1951	3 6 1	1 4 1	15th	Bill Young
1952	6 3 1	2 2 1	7th	Bill Young
1953	7 2 0	2 0 0	2nd	Bill Young
1954	5 5 0	2 0 0	2nd	Bill Young
1955	1 9 0	1 1 0	7th	Homer Hobbs
1956	2 8 0	2 2 0	5th	Homer Hobbs
1957	3 7 0	2 1 0	4th	Homer Hobbs
1958	2 7 0	1 2 0	8th	Bob King
1959	3 7 0	3 2 0	4th	Bob King
1960	5 4 1	2 2 0	5th	Bob King
1961	7 3 0	2 2 0	5th	Bob King
1962	4 6 0	2 2 0	5th	Bob King
1963	7 3 0	3 2 0	4th	Bob King
1964	3 7 0	1 4 0	t-8th	Bob King
1965	5 5 0	2 3 0	t-6th	Bob King
1966	2 7 1	1 4 0	t-8th	Bob King
1967	5 5 0	2 3 0	t-5th	Bob King
1968	1 9 0	0 4 0	7th	Bob King
1969	1 8 1	0 4 0	t-6th	Bob King
1970	8 3 0	3 2 0	3rd	Bob King
1971	5 5 1	2 3 0	5th	Bob King
1972	2 9 1	1 6 0	7th	Bob King
1973	7 4 0	3 3 0	4th	Art Baker
1974	5 6 0	2 4 0	7th	Art Baker

Year	Overall	SoCon	Place	Coach
1975	5 5 1	2 4 0	t-6th	Art Baker
1976	6 4 1	2 2 1	t-3rd	Art Baker
1977	4 5 2	3 2 1	4th	Art Baker
1978	8 3 0	4 1 0	t-1st	Dick Sheridan
1979	5 6 0	4 3 0	4th	Dick Sheridan
1980	9 1 1	7 0 0	1st	Dick Sheridan
1981	8 3 0	5 2 0	1st	Dick Sheridan
1982	9 3 0	6 1 0	1st	Dick Sheridan
1983	10 2 1	6 0 1	1st	Dick Sheridan
1984	8 3 0	3 3 0	4th	Dick Sheridan
1985	12 2 0	6 0 0	1st	Dick Sheridan
1986	7 3 2	4 2 1	3rd	Jimmy Satterfield
1987	7 4 0	4 3 0	t-3rd	Jimmy Satterfield
1988	13 2 0	6 1 0	t-1st	Jimmy Satterfield
1989	12 2 0	7 0 0	1st	Jimmy Satterfield
1990	9 4 0	6 1 0	1st	Jimmy Satterfield
1991	7 4 0	4 3 0	t-4th	Jimmy Satterfield
1992	6 5 0	4 3 0	5th	Jimmy Satterfield
1993	5 5 1	4 4 0	t-4th	Jimmy Satterfield
1994	3 8 0	2 6 0	t-7th	Bobby Johnson
1995	6 5 0	5 3 0	t-3rd	Bobby Johnson
1996	9 4 0	6 2 0	3rd	Bobby Johnson
1997	7 4 0	5 3 0	t-3rd	Bobby Johnson
1998	5 6 0	3 5 0	t-6th	Bobby Johnson
1999	9 3 0	7 1 0	t-1st	Bobby Johnson
2000	9 3 0	6 2 0	t-2nd	Bobby Johnson
2001	12 3 0	7 1 0	t-1st	Bobby Johnson
2002	8 4 0	6 2 0	t-2nd	Bobby Lamb
2003	6 5 0	4 4 0	t-4th	Bobby Lamb
2004	10 3 0	6 1 0	t-1st	Bobby Lamb
2005	11 3 0	5 2 0	t-2nd	Bobby Lamb
2006	8 4 0	6 1 0	2nd	Bobby Lamb
2007	6 5 0	4 3 0	t-3rd	Bobby Lamb
2008	7 5 0	4 4 0	t-4th	Bobby Lamb
2009	6 5 0	5 3 0	3rd	Bobby Lamb
2010	5 6 0	3 5 0	6th	Bobby Lamb
2011	6 5 0	5 3 0	4th	Bruce Fowler
2012	3 8 0	2 6 0	7th	Bruce Fowler
2013	8 6 0	6 2 0	t-1st	Bruce Fowler
2014	3 9 0	2 5 0	6th	Bruce Fowler
2015	4 7 0	2 5 0	t-6th	Bruce Fowler
2016	3 8 0	3 5 0	6th	Bruce Fowler
2017	8 5 0	6 2 0	t-2nd	Clay Hendrix
2018	6 4 0	6 2 0	t-1st	Clay Hendrix
Total	608-479-38	271-213-11		

ALL-TIME FURMAN COACHES

Coach	Seasons	Years	W	L	T	Pct.
William Beattie	1889	1	0	2	0	.000
H.C. Granger	1890	1	2	0	0	1.00
H.P. Young	1892	1	1	0	0	1.00
Harry Sims	1896	1	2	3	0	.400
Frank Spencer	1900	1	0	2	1	.167
C.S. Roller	1901-02	2	5	5	5	.500
W.C. "Cuppy" Farmer	1913	1	6	3	0	.667
W.B. Bible	1914	1	2	6	0	.250
W.L. Laval	1915-27	13	84	37	4	.688
T.B. Amis	1928-31	4	21	13	4	.605
A.P. "Dizzy" McLeod	1932-42	11	56	37	7	.595
R.W. Smith	1946-47	2	4	15	0	.211
H.E. Smith	1948-49	2	5	12	1	.306
Bill Young	1950-54	5	23	24	3	.490
Homer Hobbs	1955-57	3	6	24	0	.250
Bob King	1958-72	15	60	88	4	.408
Art Baker	1973-77	5	27	24	4	.527
Dick Sheridan	1978-85	8	69	23	2	.745
Jimmy Satterfield	1986-93	8	66	29	3	.689
Bobby Johnson	1994-01	8	60	36	0	.625
Bobby Lamb	2002-10	9	67	40	0	.626
Bruce Fowler	2011-16	6	27	43	0	.386
Clay Hendrix	2017-present	2	14	9	0	.609



PALADIN STADIUM (16,000)



MERCER

BOBBY LAMB HEAD COACH

Alma mater (year):..... Furman (1987)
Hometown:..... Commerce, Ga.
Career record (years):..... 104-71 (15)
School record (years):..... 37-31 (6)
SoCon record (years):..... 58-48 (14)
FCS Playoff appearances:..... 4



LAMB'S YEAR-BY-YEAR RECORD

Year	School	SoCon	Overall
2002	Furman	6-2 (t-2nd)	8-4
2003	Furman	4-4 (t-4th)	6-5
2004	Furman	6-1 (t-1st)	10-3
2005	Furman	5-2 (t-2nd)	11-3
2006	Furman	6-1 (2nd)	8-4
2007	Furman	4-3 (t-3rd)	6-5
2008	Furman	4-4 (t-4th)	7-5
2009	Furman	5-3 (3rd)	6-5
2010	Furman	3-5 (6th)	5-6
2013	Mercer		10-2
2014	Mercer	1-6 (t-7th)	6-6
2015	Mercer	2-5 (t-6th)	5-6
2016	Mercer	4-4 (5th)	6-5
2017	Mercer	4-4 (5th)	5-6
2018	Mercer	4-4 (T-5th)	5-6
Furman (9)		43-25 (.632)	67-40 (.626)
Mercer (6)		15-23 (.395)	37-31 (.544)
Career (15)		58-48 (.547)	104-71 (.594)

2019 COACHING STAFF

Mike Adams.....Defensive coordinator/inside linebackers
 Carter Barfield.....Running backs/co-recruiting coordinator
 Mitch Doolittle.....Safeties
 Matt Fleischacker.....Outside linebackers
 La'Donte Harris.....Wide receivers/co-recruiting coordinator
 Chase Haslett.....Tight ends
 Jeremy Hawkins.....Defensive line
 Bill Legg.....Offensive coordinator/quarterbacks
 Casey Vogt.....Running game coordinator/offensive line
 Leon Wright.....Cornerbacks

2019 ROSTER

No.	Name	Pos.	Ht.	Wt.	Cl.	Hometown/Previous school	No.	Name	Pos.	Ht.	Wt.	Cl.	Hometown/Previous school
1	Kaelan Riley	QB	6-3	231	R-Jr.	Calhoun, Ga./Calhoun	56	Collin Foster	OL	6-3	260	So.	Buford, Ga./Lanier
2	Rashad Haynes	RB	5-10	188	R-So.	Memphis, Tenn./Memphis Central	57	Jack Raines	DL	6-3	263	R-Sr.	Tifton, Ga./Tiftarea Academy
3	Lance Wise	DB	5-8	179	Fr.	Marietta, Ga./Hillgrove	58	Dorian Kithcart	DL	6-0	288	R-Sr.	Durham, N.C./Norcross (Ga.)
4	Edmond Graham	WR	5-9	170	R-So.	Buford, Ga./Mill Creek	59	Bailey Clark	OL	6-2	287	R-So.	Savannah, Ga./Benedictine Military School
5	Malique Fleming	QB	5-11	208	R-Jr.	Nashville, Tenn./Hillsboro	60	Conner Krieger	OL	6-1	287	R-Jr.	Bogart, Ga./North Oconee
6	Jamar Hall	DB	6-1	194	Jr.	Dacula, Ga./Mill Creek	61	Caleb Etheridge	OL	6-2	291	So.	Forsyth, Ga./Mary Persons
7	Eric Jackson	DB	5-8	172	R-Sr.	Powder Springs, Ga./Hillgrove	62	Zach Lassiter	LS	6-0	194	Fr.	Cochran, Ga./Bleckley County
8	Dylan Fromm	QB	5-11	204	Fr.	Warner Robins, Ga./Warner Robins	63	Aidan Higgins	OL	5-11	256	Fr.	Duluth, Ga./Mountain View
9	Sidney Otuwu	LB	5-11	230	R-Jr.	Buford, Ga./Mill Creek	64	Mason Lawing	LS	5-11	209	R-Jr.	Thomasville, Ga./Thomas County
10	Robert Riddle	QB	6-3	207	R-So.	Lookout Mountain, Tenn./The McCallie School	65	Colton Dingmore	OL	6-3	252	Fr.	Forsyth, Ga./Mary Persons
11	BJ Bohler	DB	5-7	183	Jr.	Ocoee, Fla./Ocoee	66	Mitchell Lord	OL	6-4	363	R-Fr.	Sandersville, Ga./Washington County
12	Harrison Poole	DB	5-11	196	R-Jr.	St. Mary's, Ga./Camden County	67	Austin Sanders	OL	6-3	287	R-Sr.	Stone Mountain, Ga./Mississippi Valley State
13	David Durden	WR	6-2	197	So.	Midville, Ga./Emanuel County Institute	68	Billy Parker	OL	6-5	276	R-Fr.	Jesup, Ga./Wayne County
14	Bryce Lawrence	QB	6-3	203	R-Fr.	McDonough, Ga./Ola	69	Phillip Hatcher	LS	5-7	235	R-Fr.	Norcross, Ga./Norcross
15	Rob Lake	WR	5-11	184	R-So.	Ocala, Fla./Vanguard	70	Brian Forrestal	OL	6-3	291	R-Jr.	Albany, Ga./Deerfield Windsor
16	Yahsyn McKee	WR	5-10	172	Fr.	Stockbridge, Ga./Stockbridge	71	Dawson Ellis	OL	6-4	255	R-Fr.	Senoia, Ga./East Coweta
17	Tony Jones II	WR	6-0	183	So.	Union City, Ga./Langston Hughes	72	Tyrese Cohen	OL	6-2	333	R-Fr.	Aiken, S.C./Midland Valley
18	Harrison Frost	QB	6-1	195	R-So.	Kennesaw, Ga./Harrison	73	John Thomas	OL	6-3	291	Fr.	Marietta, Ga./Hillgrove
19	Brett Burnett	QB	6-2	200	R-So.	Chapin, S.C./Airport	75	Ty McElmore	OL	6-1	290	R-Jr.	Smyrna, Ga./Whitefield Academy
20	Richie Coffey	WR	5-10	167	Fr.	Jacksonville, Fla./Baldwin	76	Jake Flath	OL	6-5	297	Sr.	Lakeland, Fla./Lakeland
21	Kareem Rogers	RB	5-9	182	R-Fr.	Stockbridge, Ga./Woodland	77	Trey Iorillo	OL	6-3	311	R-So.	Kennesaw, Ga./Harrison
22	DQ Wilkerson	DB	6-0	190	R-Fr.	LaGrange, Ga./Callaway	78	Gavan George	OL	6-5	274	R-Fr.	R-Fr. McDonough, Ga./Eagle's Landing Christian Academy
23	Will Coneway	LB	5-11	217	R-Sr.	Sandersville, Ga./Washington County	79	Eric Allen	OL	6-5	301	R-So.	Powder Springs, Ga./Harrison
24	Danijah Gammage	DB	6-1	209	R-So.	Brunswick, Ga./Brunswick	80	Tucker Cannon	WR	6-0	192	R-Jr.	Dunwoody, Ga./Wesleyan School
25	Max Slott	LB	6-1	245	R-So.	Cumming, Ga./South Forsyth	81	Landon Miller	WR	5-9	168	R-Fr.	Macon, Ga./Rutland
26	Michael Campbell	DB	5-11	169	So.	Darien, Ga./McIntosh County Academy	82	Camiel Grant	WR	5-10	172	R-Sr.	Lithonia, Ga./Arabia Mountain
27	Deondre Johnson	RB	5-7	166	R-Fr.	Reidsville, Ga./Tattallall County	83	Brandon Mays	WR	5-11	176	R-Fr.	Danville, Ga./Wilkinson County
28	Brandon Marshall	RB	5-7	175	Fr.	Jacksonville, Fla./Raines	84	DeMond Ellison	WR	6-1	213	So.	Canton, Ga./Cerokee
29	Kendall Bohler	DB	5-10	163	Fr.	Ocoee, Fla./Ocoee	85	JD Pirris	WR	6-2	181	R-So.	Ponte Vedra Beach, Fla./Ponte Vedra
30	Nick Pirris	TE	6-3	215	Fr.	Ponte Vedra Beach, Fla./Ponte Vedra	86	Justin Bray	TE	6-3	227	Fr.	Collierville, Tenn./St. George's Independent School
31	Luke Ward	DB	6-1	201	R-So.	Atmore, Ala./Northwest (Fla.)	87	Pedro Rodriguez	TE	6-2	235	Fr.	Lake Mary, Fla./Lake Mary
32	Fred Davis	RB	5-10	196	Fr.	Fortson, Ga./Northside	88	Chris Ellington	TE	6-4	247	Sr.	Jacksonville, Fla./Fletcher
33	Michael Freeman	LB	6-1	230	Jr.	Hogansville, Ga./Callaway	89	Chase Westfall	TE	6-3	255	R-Sr.	Dalton, Ga./Dalton
34	Tyraj Devezin	RB	5-8	233	Jr.	Woodstock, Ga./Etowah	90	Behr Cooper	DL	6-0	287	R-Jr.	Conyers, Ga./Dalton
35	Max Burke	WR	5-10	176	R-Fr.	Norcross, Ga./Greater Atlanta Christian	91	Pat Rogers	DL	6-0	261	Fr.	Screven, Ga./Wayne County
36	Joel Girtman Jr.	DB	5-9	191	Fr.	College Park, Ga./Westlake	92	Caleb Dowden	K	5-11	174	R-Fr.	Statesboro, Ga./Statesboro
37	Darien Wiggins	DB	5-8	170	R-So.	Atlanta, Ga./Woodward Academy	93	Devin Folser	K	6-2	170	Fr.	McDonough, Ga./Ola
38	Cam Fannon	TE	6-1	229	R-Sr.	Atlanta, Ga./Saint Pius X/Maryville College	94	Xavier Perkins	DL	6-2	266	R-Fr.	Atlanta, Ga./Druid Hills
39	Alex Ferry	DB	--	--	R-Fr.	Suwanee, Ga./Peachtree Ridge	95	Barron King	DL	6-3	278	R-So.	Gainesville, Ga./Chestatee
40	Noah Carmon	LB	6-1	242	R-So.	Ocala, Fla./Trinity Catholic	96	Destin Guillen	DL	6-5	297	R-Sr.	Greenville, S.C./Berea
41	Zach Hopkins	LB	6-0	212	Fr.	Madison, Ala./James Clemens	97	Grant Goupil	P/K	6-1	184	R-So.	Lake Mary, Fla./Lake Mary
42	Gavin Hughes	LB	6-2	210	Fr.	Rome, Ga./Coosa	98	Chris Hill	DL	6-2	260	Fr.	Statesboro, Ga./Statesboro
43	DJ Bullard	LB	6-2	233	R-Fr.	St. Petersburg, Fla./Largo	99	DJ McDaniel	DL	6-0	276	So.	Indian Trail, N.C./Porter Ridge
44	Richard Benton Jr.	DL	6-2	243	Fr.	Atlanta, Ga./B.E.S.T. Academy	--	Don Aaron	QB	6-1	185	Fr.	Statesboro, Ga./Bulloch Academy
45	Andrew Pettit	DL	6-2	194	R-Jr.	Lawrenceville, Ga./Mountain View	--	Clay Dekle	DL	6-3	220	Fr.	Savannah, Ga./Savannah Country Day School
46	Trey Peppers	TE	6-1	241	R-Sr.	Canton, Ga./Creekview	--	William Dekle	SPEC	--	--	R-Fr.	Savannah, Ga./Savannah Country Day School
47	Sam Veltman	TE	6-2	251	R-Fr.	Largo, Fla./Indian Rocks Christian	--	Chandler Jones	WR	5-11	175	Fr.	Milton, Ga./Cambridge
48	Solomon Zubairu	DL	6-1	240	Fr.	Lawrenceville, Ga./Archer	--	Parker Lee	P	5-8	195	Fr.	Kathleen, Ga./Veterans
49	Dash Hairston	WR	6-2	177	R-Fr.	Alpharetta, Ga./Milton	--	Jacob Pierce	DB	6-1	190	Fr.	Kathleen, Ga./Veterans
50	Logan Craighead	LB	6-1	227	R-Jr.	Roswell, Ga./Blessed Trinity	--	Anthony Squitieri	QB	5-9	175	Fr.	Bradenton, Fla./Manatee
51	Coby Germany	DL	6-0	268	R-Fr.	Grovetown, Ga./Evans	--	Ken Standley	LB	5-10	205	Fr.	Waycross, Ga./Ware County
52	KaShawn Baker	LB	6-2	237	R-Fr.	Roberta, Ga./Crawford County	--	Chris Taylor	LB	6-1	218	Fr.	Suwanee, Ga./Lambert
53	Luke Szabados	LB	6-2	230	Fr.	Liberty Township, Ohio/Moeller	--	Gavan Whitfield	TE/DE	6-4	240	Fr.	Macon, Ga./Tattallall Square Academy
54	James Patrick Daniels III	DL	5-10	234	R-Fr.	Powder Springs, Ga./McEachern	--	Jake Winskie	DL	6-3	250	Fr.	Snelville, Ga./Brookwood
55	Andrew Robinson	OL	6-3	319	Jr.	Birmingham, Ala./Ramsay							

#SoConFB



MERCER LINEBACKER WILL CONEWAY

MERCER BEARS

Basic information

Location: Macon, Ga.
 Founded: 1833
 Enrollment: 8,600
 Nickname: Bears
 Colors: Orange and Black
 President: William D. Underwood
 Director of athletics: Jim Cole
 Stadium: Five Star Stadium
 Capacity: 10,200

Media relations

Football contact: Gerrit Van Genderen
 Email: vangenderen_gw@mercer.edu
 Office: 478-301-5209
 Cell: 919-632-0217
 Press box phone: 919-632-0217
 Website: MercerBears.com

Team information

2018 record: 5-6
 SoCon record: 4-4 (t-5th)
 Home: 2-3
 Away: 3-3
 Lettermen returning/lost: 50/19
 Off. starters returning/lost: 8/3
 Def. starters returning/lost: 8/3
 Specialists returning/lost: 2/4
 Basic offense: Spread
 Basic defense: 4-2-5 (Multiple)



Gerrit Van Genderen
Football SID

SoCon titles (0)

FCS Playoff appearances (0)

2019 SCHEDULE

Aug. 31 (6 p.m.)
at Western Carolina*
 (Nexstar/ESPN3 or +)



Sept. 14 (TBA)
Austin Peay
 (ESPN3 or +)



Sept. 21 (1 p.m.)
at Furman*
 (Nexstar/ESPN3 or +)



Sept. 28 (TBA)
Campbell
 (ESPN3 or +)



Oct. 5 (TBA)
Chattanooga*
 (ESPN3 or +)



Oct. 19 (TBA)
VMI*
 (ESPN3 or +)



Oct. 26 (2 p.m.)
at The Citadel*
 (ESPN3 or +)



Nov. 2 (TBA)
Samford*
 (ESPN3 or +)



Nov. 9 (TBA)
Wofford*
 (ESPN3 or +)



Nov. 16 (1 p.m.)
at ETSU*
 (ESPN3 or +)



Nov. 23 (TBA)
at North Carolina
 (TBD)



* Southern Conference game



**MERCER RUNNING BACK
 TYRAY DEVEZIN**



2018 TEAM STATISTICS

TEAM STATISTICS	MER	OPP
SCORING	337	357
Points Per Game	30.6	32.5
FIRST DOWNS	215	260
Rushing	75	120
Passing	118	121
Penalty	22	19
RUSHING YARDAGE	1637	2423
Yards gained rushing	1870	2662
Yards lost rushing	233	239
Rushing Attempts	359	482
Average Per Rush	4.6	5.0
Average Per Game	148.8	220.3
TDs Rushing	19	16
PASSING YARDAGE	2541	2864
Comp-Att-Int	178-326-8	227-352-6
Average Per Pass	7.8	8.1
Average Per Catch	14.3	12.6
Average Per Game	231.0	260.4
TDs Passing	22	28
TOTAL OFFENSE	4178	5287
Total Plays	685	834
Average Per Play	6.1	6.3
Average Per Game	379.8	480.6
KICK RETURNS: #-Yards	23-588	35-722
PUNT RETURNS: #-Yards	12-170	17-74
INT RETURNS: #-Yards	6-35	8-157
KICK RETURN AVERAGE	25.6	20.6
PUNT RETURN AVERAGE	14.2	4.4
INT RETURN AVERAGE	5.8	19.6
FUMBLES-LOST	16-7	19-8
PENALTIES-Yards	66-570	73-701
Average Per Game	51.8	63.7
PUNTS-Yards	53-2265	42-1666
Average Per Punt	42.7	39.7
Net punt average	40.4	34.4
TIME OF POSSESSION/Game	27:29	32:30
3RD-DOWN Conversions	47/130	76/164
3rd-Down Pct	36%	46%
4TH-DOWN Conversions	8/10	19/32
4th-Down Pct	80%	59%
SACKS BY-Yards	12-87	24-158
MISC YARDS	0	0
TOUCHDOWNS SCORED	43	47
FIELD GOALS-ATTEMPTS	12-16	10-16
ON-SIDE KICKS	0-0	0-3
RED-ZONE SCORES	(35-38) 92%	(35-47) 74%
RED-ZONE TOUCHDOWNS	(25-38) 66%	(29-47) 62%
PAT-ATTEMPTS	(41-41) 100%	(39-42) 93%
ATTENDANCE	49015	62961
Games/Avg Per Game	5/9803	6/10494

SCORE BY QUARTERS

	1st	2nd	3rd	4th	Total
MER	48	106	85	98	337
OPP	77	123	49	108	357

2018 INDIVIDUAL STATISTICS

RUSHING	GP	Att	Gain	Loss	Net	Avg	TD	Long	Avg/G
Tyray Devezin	11	164	968	19	949	5.8	8	45	86.3
Tee Mitchell	9	126	706	21	685	5.4	6	62	76.1
Robert Riddle	4	20	86	34	52	2.6	3	20	13.0
Stephen Houzah	11	2	27	1	26	13.0	1	27	2.4
Kareem Johnson	4	7	24	4	20	2.9	0	12	5.0
Deondre Rogers	1	1	4	0	4	4.0	0	4	4.0
Chris Ellington	11	1	2	0	2	2.0	0	2	0.2
TEAM	8	5	0	18	-18	-3.6	0	0	-2.2
Harrison Frost	8	10	12	30	-18	-1.8	0	5	-2.2
Kaelan Riley	8	23	41	106	-65	-2.8	1	17	-8.1
Total.....	11	359	1870	233	1637	4.6	19	62	148.8
Opponents.....	11	482	2662	239	2423	5.0	16	83	220.3

PASSING	GP	Effic	Comp-Att-Int	Pct	Yards	TD	Long	Avg/G
Kaelan Riley	8	152.29	77-142-2	54.2	1234	12	75	154.2
Robert Riddle	4	149.79	66-101-3	65.3	851	6	73	212.8
Harrison Frost	8	91.80	34-82-3	41.5	445	3	32	55.6
David Durden	11	522.40	1-1-0	100.0	11	1	11	1.0
Total.....	11	137.44	178-326-8	54.6	2541	22	75	231.0
Opponents.....	11	155.68	227-352-6	64.5	2864	28	77	260.4

RECEIVING	G	No.	Yds	Avg	TD	Lg	Avg/G
Marquise Irvin	11	54	814	15.1	5	42	74.0
Stephen Houzah	11	30	504	16.8	4	73	45.8
David Durden	11	18	407	22.6	5	75	37.0
Tucker Cannon	11	17	212	12.5	2	36	19.3
Tony Jones II	11	12	128	10.7	1	21	11.6
Tee Mitchell	9	12	126	10.5	1	61	14.0
Sam Walker	9	10	105	10.5	1	49	11.7
Chris Ellington	11	10	97	9.7	1	22	8.8
Tyray Devezin	11	8	97	12.1	1	24	8.8
DeMont Ellison	10	5	37	7.4	0	11	3.7
Kaelan Riley	8	1	11	11.0	1	11	1.4
Camiel Grant	7	1	3	3.0	0	3	0.4
Total.....	11	178	2541	14.3	22	75	231.0
Opponents.....	11	227	2864	12.6	28	77	260.4

PUNT RETURNS	No.	Yards	Avg	TD	Long
Marquise Irvin	9	97	10.8	0	33
Tucker Cannon	3	73	24.3	0	51
Total.....	12	170	14.2	0	51
Opponents.....	17	74	4.4	0	21

INTERCEPTIONS	No.	Yards	Avg	TD	Long
BJ Bohler	2	34	17.0	0	34
LeMarkus Bailey	1	2	2.0	0	2
Andrew Pettit	1	4	4.0	0	4
Brandon Gurley	1	-5	-5.0	0	0
Harrison Poole	1	0	0.0	0	0
Total.....	6	35	5.8	0	34
Opponents.....	8	157	19.6	1	59

KICK RETURNS	No.	Yards	Avg	TD	Long
Stephen Houzah	12	355	29.6	0	91
David Durden	8	221	27.6	1	95
Tee Mitchell	1	-2	-2.0	0	0
Tony Jones II	1	0	0.0	0	0
Edmond Graham	1	14	14.0	0	14
Total.....	23	588	25.6	1	95
Opponents.....	35	722	20.6	1	94

TACKLES	GP	Solo	Ast	Total	TFL/Yds	Sacks/Yds
Will Coneway	11	45	49	94	5.5-17	1.0-5
Malique Fleming	10	47	30	77	1.5-2	.
LeMarkus Bailey	11	39	20	59	8.0-30	1.0-14
Eric Jackson	9	24	31	55	0.5-1	.
BJ Bohler	11	35	13	48	1.0-1	.
Harrison Poole	9	36	10	46	3.0-6	.
Sidney Otiwu	8	21	20	41	3.5-15	1.0-8
Michael Freeman	10	17	20	37	1.0-4	.
Bradley Earnest	9	21	13	34	6.5-25	3.0-19
Luke Ward	11	21	9	30	1.0-2	.
Total.....	11	482	370	852	60-203	12-87
Opponents.....	11	352	319	671	53.0-232	24-158

ALL PURPOSE	GP	Rush	Rcv	PR	KR	IR	Total	Avg/G
Tyray Devezin	11	949	97	0	0	0	1046	95.1
Marquise Irvin	11	0	814	97	0	0	911	82.8
Stephen Houzah	11	26	504	0	355	0	885	80.5
Tee Mitchell	9	685	126	0	-2	0	809	89.9
David Durden	11	0	407	0	221	0	628	57.1
Total.....	11	1637	2541	170	588	35	4971	451.9
Opponents.....	11	2423	2864	74	722	157	6240	567.3

FIELD GOALS	Made-Att	Pct	01-19	20-29	30-39	40-49	50-99	Long	Blkd
Cole Fisher	12-16	75.0	0-0	6-6	4-6	2-4	0-0	41	0

SCORING	TD	FGs	Kick	Rush	Rcv	Pass	DXP	Saf	Pts
Cole Fisher	0	12-16	40-40	0-0	0	0-0	0	0	76
Tyray Devezin	9	0-0	0-0	0-1	0	0-0	0	0	54
Tee Mitchell	7	0-0	0-0	0-0	0	0-0	0	0	42
David Durden	6	0-0	0-0	0-0	0	0-0	0	0	36
Stephen Houzah	5	0-0	0-0	0-0	0	0-0	0	0	30
Marquise Irvin	5	0-0	0-0	0-0	0	0-0	0	0	30
Robert Riddle	3	0-0	0-0	0-0	0	0-0	0	0	18
Kaelan Riley	2	0-0	0-0	0-0	0	0-0	0	0	12
Tucker Cannon	2	0-0	0-0	0-0	0	0-0	0	0	12
Chris Ellington	1	0-0	0-0	0-0	0	0-0	0	0	6
Sam Walker	1	0-0	0-0	0-0	0	0-0	0	0	6
Tony Jones II	1	0-0	0-0	0-0	0	0-0	0	0	6
Sidney Otiwu	1	0-0	0-0	0-0	0	0-0	0	0	6
Travonte Easley	0	0-0	0-0	0-0	0	0-0	0	1	2
Caleb Dowden	0	0-0	1-1	0-0	0	0-0	0	0	1
Harrison Frost	0	0-0	0-0	0-0	0	0-1	0	0	0
Total.....	43	12-16	41-41	0-1	0	0-1	0	1	337
Opponents.....	47	10-16	39-42	1-1	1	1-3	0	1	357

TOTAL OFFENSE	GP	Plays	Rush	Pass	Total	Avg/G
Kaelan Riley	8	165	-65	1234	1169	146.1
Tyray Devezin	11	164	949	0	949	86.3
Robert Riddle	4	121	52	851	903	225.8
Tee Mitchell	9	126	685	0	685	76.1
Harrison Frost	8	92	-18	445	427	53.4
Stephen Houzah	11	2	26	0	26	2.4
Kareem Johnson	4	7	20	0	20	5.0
David Durden	11	1	0	11	11	1.0
Deondre Johnson	1	1	4	0	4	4.0
Chris Ellington	11	1	2	0	2	0.2
TEAM	8	5	-18	0	-18	-2.2
Total.....	11	685	1637	2541	4178	379.8
Opponents.....	11	834	2423	2864	5287	480.6

PUNTING	No.	Yds	Avg	Long	TB	FC	I20	Blkd
Matt Shiel	52	2265	43.6	60	2	21	20	1
TEAM	1							



2018 RESULTS (5-6, 4-4 SOCON; T-5TH)

Date	Opponent	W/L	Score	Attendance
Sept. 1	at Memphis	L	14-66	33,697
Sept. 8	JACKSONVILLE	W	45-3	10,200
Sept. 15	*at Samford	W	30-24	8,717
Sept. 22	*THE CITADEL	L	31-38	11,772
Sept. 29	*at VMI	W	48-38	3,251
Oct. 13	at Yale	L	28-35	2,861
Oct. 20	*WESTERN CAROLINA	W	59-46	8,230
Oct. 27	*at Wofford	L	21-42	6,374
Nov. 3	*ETSU	L	18-21	10,002
Nov. 10	*at Chattanooga	W	13-9	8,061
Nov. 17	*FURMAN	L	30-35	8,811

* Southern Conference game

2018 TEAM GAME-BY-GAME

Date	Opponent	Rushing				Receiving				Passing				Kick returns				Punt returns				Total off
		No.	Yds	TD	Lg	No.	Yds	TD	Lg	Cmp-Att-Int	Yds	TD	Lg	No.	Yds	TD	Lg	No.	Yds	TD	Lg	
Sept. 1	at Memphis	24	60	0	30	14	114	2	38	14-27-2	114	2	38	4	64	0	19	0	0	0	0	174
Sept. 8	JACKSONVILLE	34	274	5	25	16	130	1	38	16-21-0	130	1	38	1	23	0	23	2	22	0	16	404
Sept. 15	at Samford	40	154	2	17	23	316	1	73	23-34-1	316	1	73	0	0	0	0	0	0	0	0	470
Sept. 22	THE CITADEL	29	32	1	18	25	347	3	41	25-37-1	347	3	41	1	15	0	15	1	33	0	33	379
Sept. 29	at VMI	45	268	4	45	14	248	2	55	14-24-0	248	2	55	1	0	0	0	3	49	0	51	516
Oct. 13	at Yale	25	74	0	54	15	344	4	75	15-32-0	344	4	75	3	54	0	25	1	4	0	4	418
Oct. 20	WESTERN CAROLINA	32	278	4	62	16	294	3	61	16-27-0	294	3	61	5	171	1	95	2	19	0	11	572
Oct. 27	at Wofford	29	102	1	36	17	253	2	47	17-34-1	253	2	47	2	59	0	46	0	0	0	0	355
Nov. 3	ETSU	33	124	1	14	15	186	0	31	15-31-2	186	0	31	3	25	0	14	0	0	0	0	310
Nov. 10	at Chattanooga	32	94	1	28	7	78	1	19	7-22-1	78	1	19	3	177	0	91	1	29	0	29	172
Nov. 17	FURMAN	36	177	0	19	16	231	3	32	16-37-0	231	3	32	0	0	0	0	2	14	0	15	408
	Totals	359	1637	19	62	178	2541	22	75	178-326-8	2541	22	75	23	588	1	95	12	170	0	51	4178
	Opponent	482	2423	16	83	227	2864	28	77	227-352-6	2864	28	77	35	722	1	94	17	74	0	21	5287

Games played: 11
 Avg per rush: 4.6
 Avg per catch: 14.3
 Pass efficiency: 137.44
 Kick ret avg: 25.6
 Punt ret avg: 14.2
 All purpose avg/game: 451.9
 Total offense avg/gm: 379.8

Date	Opponent	Tackles				Sacks		Fumble		Pass defense			Blkd	PAT attempts			Saf	Pts
		Solo	Ast	Total	TFL-Yds	No-Yds	FF	FR-Yds	Int-Yds	QBH	Brk	Kick	Att-Mad	Run	Rcv			
Sept. 1	at Memphis	61	18	79	5.0-9	0.0-0	2	1-57	0-0	1	3	0	2-2	0	0	0	0	14
Sept. 8	JACKSONVILLE	27	70	97	5.0-28	2.0-15	3	2-0	0-0	0	0	0	6-6	0	0	0	0	45
Sept. 15	at Samford	42	0	42	1.0-7	0.0-0	0	0-0	1-0	0	1	0	3-3	0	0	0	0	30
Sept. 22	THE CITADEL	27	66	93	1.0-5	0.0-0	0	0-0	0-0	1	1	0	4-4	0	0	0	0	31
Sept. 29	at VMI	46	36	82	12.0-37	2.0-20	1	1-0	2-34	5	11	0	6-6	0	0	0	0	48
Oct. 13	at Yale	60	12	72	4.0-12	2.0-9	0	0-0	0-0	0	2	0	4-4	0	0	0	0	28
Oct. 20	WESTERN CAROLINA	54	32	86	7.0-19	1.0-6	0	1-0	1-5	1	6	0	8-8	0	0	0	0	59
Oct. 27	at Wofford	47	16	63	3.0-4	0.0-0	0	0-0	2-6	0	0	0	3-3	0	0	0	0	21
Nov. 3	ETSU	31	50	81	4.0-14	1.0-7	2	1-0	0-0	0	2	0	1-1	0	0	0	1	18
Nov. 10	at Chattanooga	58	4	62	11.0-43	2.0-19	2	1-0	0-0	4	5	0	1-1	0	0	0	0	13
Nov. 17	FURMAN	29	66	95	7.0-25	2.0-11	0	1-12	0-0	3	3	1	3-3	0	0	0	0	30
	Totals	482	370	852	60.0-203	12.0-87	10	8-69	6-35	15	34	1	41-41	0	0	0	1	337
	Opponent	352	319	671	53.0-232	24.5-158	12	7-55	8-157	10	52	1	42-39	1	1	1	1	357

Date	Opponent	Punting							Field goals			Kickoffs						
		No	Yds	Avg	Long	Blkd	TB	FC	50+	I20	Att-Made	Lg	Blkd	No	Yds	Avg	TB	OB
Sept. 1	at Memphis	9	381	42.3	52	0	0	5	1	1	0-0	0	0	3	170	56.7	0	0
Sept. 8	JACKSONVILLE	1	43	43.0	43	0	0	0	0	0	1-1	29	0	8	483	60.4	1	0
Sept. 15	at Samford	2	72	36.0	39	0	0	1	0	1	4-3	41	0	6	340	56.7	4	0
Sept. 22	THE CITADEL	3	146	48.7	54	0	0	1	1	1	1-1	26	0	6	378	63.0	3	0
Sept. 29	at VMI	5	236	47.2	58	0	0	0	2	2	4-2	38	0	10	541	54.1	1	0
Oct. 13	at Yale	6	287	47.8	55	0	0	3	3	2	0-0	0	0	5	282	56.4	1	1
Oct. 20	WESTERN CAROLINA	3	125	41.7	50	0	0	2	1	2	1-1	37	0	10	473	47.3	1	0
Oct. 27	at Wofford	5	198	39.6	46	0	1	3	0	2	0-0	0	0	4	207	51.8	1	1
Nov. 3	ETSU	3	161	53.7	60	0	1	0	2	1	3-3	41	0	5	312	62.4	1	0
Nov. 10	at Chattanooga	10	333	33.3	52	1	0	4	1	3	1-0	0	0	3	180	60.0	0	0
Nov. 17	FURMAN	6	283	47.2	57	0	0	2	3	5	1-1	22	0	6	304	50.7	1	0
	Totals	53	2265	42.7	60	1	2	21	14	20	16-12	41	0	66	3670	55.6	14	2
	Opponent	42	1666	39.7	57	0	2	17	3	10	16-10	49	0	62	3325	53.6	18	1



MERCER VS. 2019 OPPONENTS

Mercer 3, Western Carolina 2

At MER: MER leads 2-1

At WCU: Series tied 1-1

Bobby Lamb vs. WCU: 11-3 (8-1 FUR, 3-2 MER)

Mark Speir vs. MER: 2-3

Last MER win: 59-46 in 2018

Last WCU win: 24-21 in 2015

Longest MER streak: 3 (2016-18)

Longest WCU streak: 2 (2014-15)

Last 10 meetings: MER leads 3-2

Current streak: MER has won three

Largest MER win: 38-24 in 2016

Largest WCU win: 35-21 in 2014

Year	Winner	Score	Site
2014	WCU	35-21	Macon, Ga.
2015	WCU	24-21	Cullowhee, N.C.
2016	MER	38-24	Macon, Ga.
2017	MER	35-33	Cullowhee, N.C.
2018	MER	59-46	Macon, Ga.

Mercer 3, Austin Peay 0

At APSU: MER leads 2-0

At MER: MER leads 1-0

Mark Hudspeth vs. MER: 0-0

Bobby Lamb vs. APSU: 3-0

Last APSU win: N/A

Last MER win: 28-7 in 2015

Longest APSU streak: N/A

Longest MER streak: 3 (2014-16)

Last 10 meetings: MER leads 3-0

Current streak: MER has won three

Largest APSU win: N/A

Largest MER win: 49-21 in 2014

Year	Winner	Score	Site
2014	MER	49-21	Macon, Ga.
2015	MER	28-7	Clarksville, Tenn.
2016	MER	41-34	Clarksville, Tenn.

Furman 9, Mercer 6, 2 ties

At FUR: FUR leads 3-2-2

At MER: FUR leads 6-4

Clay Hendrix vs. MER: 2-0

Bobby Lamb vs. FUR: 2-3

Last FUR win: 35-30 in 2018

Last MER win: 27-24 in 2016

Longest FUR streak: 4 (1934-14)

Longest MER streak: 3 (1923-25)

Last 10 meetings: FUR leads 7-2-1

Current streak: FUR has won two

Largest FUR win: 37-0 in 1921

Largest MER win: 39-0 in 1914

Year	Winner	Score	Site
1914	MER	39-0	Macon, Ga.
1921	FUR	37-0	Greenville, S.C.
1923	MER	6-3	Macon, Ga.
1924	MER	23-0	Greenville, S.C.
1925	MER	17-0	Macon, Ga.
1926	Tie	13-13	Greenville, S.C.
1927	FUR	27-13	Macon, Ga.
1932	FUR	2-0	Macon, Ga.
1933	Tie	6-6	Greenville, S.C.
1934	FUR	9-3	Macon, Ga.
1935	FUR	32-0	Greenville, S.C.
1936	FUR	20-9	Macon, Ga.
2014	FUR	25-20	Macon, Ga.
2015	MER	27-20 (OT)	Greenville, S.C.
2016	MER	27-24	Macon, Ga.
2017	FUR	28-21	Greenville, S.C.
2018	FUR	35-30	Macon, Ga.

Mercer 1, Campbell 0

At CAM: MER leads 1-0

At MER: N/A

Mike Minter vs. MER: 0-0

Bobby Lamb vs. CAM: 1-0

Last CAM win: N/A

Last MER win: 38-31 in 2013

Longest CAM streak: N/A

Longest MER streak: 1 (2013)

Last 10 meetings: MER leads 1-0

Current streak: MER has won one

Largest CAM win: N/A

Largest MER win: 38-31 in 2013



MERCER DEFENSIVE LINEMAN DORIAN KITHCART

Year	Winner	Score	Site
2013	MER	38-31	Buies Creek, N.C.

Chattanooga 19, Mercer 9, 1 tie

At MER: MER leads 6-3

At UTC: UTC leads 16-3-1

Bobby Lamb vs. UTC: 11-3 (8-1 FUR, 3-2 MER)

Rusty Wright vs. MER: 0-0

Last UTC win: 13-9 in 2018

Last UTC win: 52-31 in 2016

Longest UTC streak: 2 (1923-24; 1932-33; 2017-18)

Longest UTC streak: 8 (1935-2014)

Last 10 meetings: UTC leads 7-3

Current streak: MER has won two

Largest UTC win: 33-0 in 1924

Largest UTC win: 49-0 in 1916

Year	Winner	Score	Site
1909	MER	10-2	Macon, Ga.
1910	UTC	6-0	Macon, Ga.
1914	UTC	16-0	Macon, Ga.
1915	UTC	20-6	Chattanooga, Tenn.
1916	UTC	49-0	Chattanooga, Tenn.
1920	UTC	20-0	Chattanooga, Tenn.
1921	MER	18-0	Macon, Ga.
1922	UTC	13-6	Chattanooga, Tenn.
1923	MER	18-3	Macon, Ga.
1924	MER	33-0	Macon, Ga.
1925	UTC	12-7	Chattanooga, Tenn.
1929	UTC	7-0	Macon, Ga.
1930	UTC	8-6	Chattanooga, Tenn.
1931	UTC	27-19	Chattanooga, Tenn.
1932	MER	25-0	Chattanooga, Tenn.
1933	MER	7-0	Chattanooga, Tenn.
1934	Tie	13-13	Chattanooga, Tenn.
1935	UTC	12-7	Chattanooga, Tenn.

1936	UTC	6-0	Chattanooga, Tenn.
1937	UTC	19-7	Chattanooga, Tenn.
1938	UTC	9-7	Chattanooga, Tenn.
1939	UTC	21-18	Chattanooga, Tenn.
1940	UTC	20-6	Chattanooga, Tenn.
1941	UTC	40-13	Chattanooga, Tenn.
2014	UTC	38-31	Chattanooga, Tenn.
2015	MER	17-14	Macon, Ga.
2016	UTC	52-31	Chattanooga, Tenn.
2017	MER	30-10	Macon, Ga.
2018	MER	13-9	Chattanooga, Tenn.

Mercer 4, VMI 1

At MER: Series tied 1-1

At VMI: MER leads 3-0

Bobby Lamb vs. VMI: 5-1 (1-0 FUR, 4-1 MER)

Scott Wachenheim vs. MER: 1-3

Last MER win: 48-38 in 2018

Last VMI win: 28-21 in 2015

Longest MER streak: 3 (2016-18)

Longest VMI streak: 1 (2015)

Last 10 meetings: MER leads 4-1

Current streak: MER has won three

Largest MER win: 49-14 in 2017

Largest VMI win: 28-21 in 2015

Year	Winner	Score	Site
2014	MER	27-24	Lexington, Va.
2015	VMI	28-21	Macon, Ga.
2016	MER	33-30 (OT)	Lexington, Va.
2017	MER	49-14	Macon, Ga.
2018	MER	48-38	Lexington, Va.

The Citadel 10, Mercer 5, 1 tie

At CIT: CIT leads 4-3-1

At MER: CIT leads 4-0

At neutral sites: Series tied 2-2

Brent Thompson vs. MER: 2-1

Bobby Lamb vs. CIT: 7-7 (6-3 FUR, 1-4 MER)

Last CIT win: 38-31 in 2018

Last MER win: 24-14 in 2017

Longest CIT streak: 3 (2014-16)

Longest MER streak: 2 (1927-28)

Last 10 meetings: CIT leads 6-4

Current streak: CIT has won one

Largest CIT win: 31-0 in 1925

Largest MER win: 26-0 in 1931

Year	Winner	Score	Site
1906	CIT	10-0	Charleston, S.C.
1908	CIT	10-0	Charleston, S.C.
1910	MER	21-0	Savannah, Ga.
1911	CIT	5-0	Savannah, Ga.
1913	Tie	7-7	Charleston, S.C.
1925	CIT	31-0	Augusta, Ga.
1926	CIT	12-7	Macon, Ga.
1927	MER	6-0	Charleston, S.C.
1928	MER	7-0	Savannah, Ga.
1929	CIT	21-13	Charleston, S.C.
1931	MER	26-0	Charleston, S.C.
2014	CIT	28-26	Macon, Ga.
2015	CIT	21-19	Charleston, S.C.
2016	CIT	24-23	Macon, Ga.
2017	MER	24-14	Charleston, S.C.
2018	CIT	38-31	Macon, Ga.

Samford 13, Mercer 11, 1 tie

At MER: MER leads 9-7-1

At SAM: SAM leads 5-2

At neutral sites: SAM leads 1-0

Bobby Lamb vs. SAM: 6-4 (5-0 FUR, 1-4 MER)

Chris Hatcher vs. MER: 3-1

Last MER win: 30-24 in 2018

Last SAM win: 20-3 in 2017

Longest MER streak: 4 (1910-15)

Longest SAM streak: 8 (1937-2017)

Last 10 meetings: SAM leads 8-1-1

Current streak: MER has won one

Largest SAM win: 45-0 in 1908

Largest SAM win: 47-21 in 2015

Year	Winner	Score	Site
1907	MER	11-6	Macon, Ga.
1908	MER	45-0	Macon, Ga.
1909	SAM	6-5	Macon, Ga.
1910	MER	28-0	Macon, Ga.

#SoConFB



MERCER VS. 2019 OPPONENTS

1911	MER	29-0	Macon, Ga.
1912	MER	36-0	Birmingham, Ala.
1915	MER	14-7	Macon, Ga.
1916	SAM	26-7	Birmingham, Ala.
1920	SAM	33-13	Macon, Ga.
1924	MER	14-5	Macon, Ga.
1926	MER	3-0	Macon, Ga.
1927	SAM	14-0	Macon, Ga.
1928	SAM	15-7	Macon, Ga.
1929	MER	7-2	Macon, Ga.
1932	MER	21-6	Macon, Ga.
1936	Tie	0-0	Macon, Ga.
1937	SAM	13-0	Birmingham, Ala.
1939	SAM	7-3	Albany, Ga.
1940	SAM	14-6	Macon, Ga.
1941	SAM	27-6	Birmingham, Ala.
2014	SAM	21-18	Birmingham, Ala.
2015	SAM	47-21	Macon, Ga.
2016	SAM	24-19	Birmingham, Ala.
2017	SAM	20-3	Macon, Ga.
2018	MER	30-24	Birmingham, Ala.

Mercer 6, Wofford 5

At MER: MER leads 4-2

At WOF: WOF leads 3-2

Bobby Lamb vs. WOF: 5-9 (5-4 FUR, 0-5 MER)

Josh Conklin vs. MER: 1-0

Last MER win: 20-14 in 1941

Last WOF win: 42-21 in 2018

Longest MER streak: 6 (1915-41)

Longest WOF streak: 5 (2014-18)

Last 10 meetings: Series tied 5-5

Current streak: WOF has won five

Largest MER win: 25-7 in 1931

Largest WOF win: 34-6 in 2014

Year	Winner	Score	Site
1915	MER	13-6	Macon, Ga.
1924	MER	16-0	Macon, Ga.
1931	MER	25-7	Spartanburg, S.C.
1938	MER	14-0	Macon, Ga.
1939	MER	12-0	Spartanburg, S.C.
1941	MER	20-14	Macon, Ga.
2014	WOF	34-6	Spartanburg, S.C.
2015	WOF	34-33 (OT)	Macon, Ga.
2016	WOF	31-21	Spartanburg, S.C.
2017	WOF	28-27	Macon, Ga.
2018	WOF	42-21	Spartanburg, S.C.

ETSU 2, Mercer 2

At ETSU: ETSU leads 1-0

At MER: MER leads 2-1

Randy Sanders vs. MER: 1-0

Bobby Lamb vs. ETSU: 4-2 (2-0 FUR, 2-2 MER)

Last ETSU win: 21-18 in 2018

Last MER win: 21-13 in 2016

Longest ETSU streak: 2 (2017-18)

Longest MER streak: 2 (2015-16)

Last 10 meetings: Series tied 2-2

Current streak: ETSU has won two

Largest ETSU win: 26-23 (OT) in 2017; 21-18 in 2018

Largest MER win: 52-0 in 2015

Year	Winner	Score	Site
2015	MER	52-0	Macon, Ga.
2016	MER	21-13	Macon, Ga.
2017	ETSU	26-23 (OT)	Johnson City, Tenn.
2018	ETSU	21-18	Macon, Ga.

North Carolina 1, Mercer 0

At MER: UNC leads 1-0

At UNC: N/A

Bobby Lamb vs. UNC: 0-0

Mack Brown vs. MER: 0-0

Last MER win: N/A

Last UNC win: 3-0 in 1925

Longest MER streak: N/A

Longest UNC streak: 1 (1925)

Last 10 meetings: UNC leads 1-0

Current streak: UNC has won one

Largest MER win: N/A

Largest UNC win: 3-0 in 1925

Year	Winner	Score	Site
1925	UNC	3-0	Macon, Ga.

MERCER YEAR-BY-YEAR

Year	Overall	SoCon	Place	Coach
1892	1 2 0			
1893	No team			
1894	0 1 0			George Stallings
1895	No team			
1896	0 2 1			J.D. Winston
1897	0 1 0			Gordon Saussy
1898-02	No team			
1903	0 1 0			
1904-05	No team			
1906	2 3 0			E.E. Tarr
1907	3 3 0			H.R. Shencker
1908	3 4 0			Frank Blake
1909	3 4 0			Frank Blake
1910	6 3 0			C.C. Stroud
1911	4 6 1			C.C. Stroud
1912	5 3 1			C.C. Stroud
1913	2 5 1			Lewis Hardage
1914	5 4 0			Fred A. Robins
1915	5 4 0			John Zellars
1916	1 6 0			John Zellars/D.R. Peacock
1917-18	No team			
1919	0 2 0			Maxwell James
1920	2 7 0			Josh Cody
1921	3 6 0			Josh Cody
1922	4 6 0			Josh Cody
1923	4 5 0			Stanley Robinson
1924	5 3 2			Stanley Robinson
1925	4 5 0			Stanley Robinson
1926	4 3 2			Bernie Moore
1927	5 4 0			Bernie Moore
1928	3 5 1			Bernie Moore
1929	2 6 1			Lake Russell
1930	5 5 0			Lake Russell
1931	7 2 1			Lake Russell
1932	7 2 0			Lake Russell
1933	4 3 2			Lake Russell
1934	3 6 1			Lake Russell
1935	4 5 0			Lake Russell
1936	3 5 1			Lake Russell
1937	4 5 0			Lake Russell
1938	3 6 0			Lake Russell
1939	3 7 0			Lake Russell
1940	1 7 0			Lake Russell
1941	3 6 0			Lake Russell
1942-12	No team			Bobby Hooks
2013	10 2 0			Bobby Lamb
2014	6 6 0	1 6 0	t-7th	Bobby Lamb
2015	5 6 0	2 5 0	t-6th	Bobby Lamb
2016	6 5 0	4 4 0	5th	Bobby Lamb
2017	5 6 0	4 4 0	5th	Bobby Lamb
2018	5 6 0	4 4 0	t-5th	Bobby Lamb
Total	160-194-15	15-23-0		

ALL-TIME MERCER COACHES

Coach	Seasons	Years	W	L	T	Pct.
George Stallings	1894	1	0	1	0	.000
J.D. Winston	1896	1	0	2	1	.100
Gordon Saussy	1897	1	0	1	0	.000
E.E. Tarr	1906	1	2	3	0	.400
H.R. Shencker	1907	1	3	3	0	.500
Frank Blake	1908-09	2	6	8	0	.429
C.C. Stroud	1910-12	3	15	12	2	.552
Lewis Hardage	1913	1	2	5	1	.313
Fred A. Robins	1914	1	5	4	0	.556
John Zellars	1915-16	2	6	5	0	.545
D.R. Peacock	1916	1	0	5	0	.000
Maxwell James	1919	1	0	2	0	.000
Josh Cody	1920-22	3	9	19	0	.321
Stanley Robinson	1923-25	3	13	13	2	.500
Bernie Moore	1926-28	3	12	12	3	.500
Lake Russell	1929-40	12	46	59	6	.441
Bobby Hooks	1941	1	3	6	0	.333
Bobby Lamb	2013-present	6	37	31	0	.544



**MERCER QUARTERBACK
ROBERT RIDDLE**



FIVE STAR STADIUM (10,200)



SAMFORD

CHRIS HATCHER HEAD COACH

Alma mater (year):..... Valdosta State (1994)
Hometown:..... Macon, Ga.
Career record (years):..... 148-76 (19)
School record (years):..... 27-19 (4)
SoCon record (years):..... 31-23 (7)
FCS Playoff appearances:..... 2



HATCHER'S YEAR-BY-YEAR RECORD

Year	School	SoCon	Overall
2000	Valdosta State		10-2
2001	Valdosta State		12-1
2002	Valdosta State		14-1
2003	Valdosta State		10-2
2004	Valdosta State		13-1
2005	Valdosta State		9-3
2006	Valdosta State		8-2
2007	Georgia Southern	4-3 (t-3rd)	7-4
2008	Georgia Southern	4-4 (t-4th)	6-5
2009	Georgia Southern	4-4 (t-4th)	5-6
2010	Murray State		6-5
2011	Murray State		7-4
2012	Murray State		5-6
2013	Murray State		6-6
2014	Murray State		3-9
2015	Samford	3-4 (t-4th)	6-5
2016	Samford	5-3 (4th)	7-5
2017	Samford	6-2 (t-2nd)	8-4
2018	Samford	5-3 (4th)	6-5
Valdosta State (7)			76-12 (.864)
Georgia Southern (3)			12-11 (.522)
Murray State (5)			18-15 (.545)
Samford (4)			27-30 (.474)
Career (19)			19-12 (.613)
Career (19)			31-23 (.574)
Career (19)			148-76 (.661)

2019 COACHING STAFF

Bill D'Ottavio Associate head coach/defensive coordinator
 Russ Callaway Offensive coordinator/quarterbacks
 Shawn Bostick Offensive line
 Kynjee Cotton Defensive line
 Darius Eubanks Safeties
 Jamael Lett Secondary
 Ross Newton Linebackers
 Michael Nysewander Running backs
 Derrick Sherman Wide receivers
 Ricky Turner Special teams coordinator/tight ends

2019 ROSTER

No.	Name	Pos.	Ht.	Wt.	Cl.	Hometown/Previous school	No.	Name	Pos.	Ht.	Wt.	Cl.	Hometown/Previous school
2	Chris Oladokun	QB	6-2	195	Jr.	Tampa, Fla./Univ. of South Florida	39	Trimarcus Cheeks	LB	6-2	207	Fr.	Hampton, Ga./Dutchtown
2	Coutrell Plair	DB	6-0	178	Jr.	Brentwood, Tenn./Brentwood Academy	40	Donovahn Wyatt	LB	6-1	201	Fr.	Albuquerque, N.M./St. Pius X
3	A.J. Toney	WR	5-7	177	Fr.	Birmingham, Ala./Jackson-Olin	41	Luke Hill	WR	5-11	190	So.	Franklin, Tenn./Franklin
4	Grayson Edgemont	QB	6-4	180	So.	Madison, Ala./Madison Academy	41	Austin Hughes	LB	6-1	219	Fr.	Marietta, Ga./Walker
4	C.J. Ackles	DB	6-0	190	Fr.	Mount Zion, Ga./Mount Zion	42	Bradley Porcellato	P	5-11	165	So.	Melbourne, Australia
5	Nick Barton	DB	5-10	196	Sr.	Brentwood, Tenn./Ravenwood	42	Trent Shedd	LB	6-1	223	Fr.	Dora, Ala./Corner
6	DeMarcus Ware	RB	5-9	190	So.	Olive Branch, Miss./Olive Branch	43	Jalen Nash	DL	6-2	239	Sr.	Huntersville, N.C./Army
6	Fletcher Jennings	QB	6-2	185	Fr.	Cullman, Ala./Cullman	44	Tay Berry	DL	6-2	273	So.	Flora, Miss./Madison Central
7	Liam Welch	QB	6-2	194	Jr.	Augusta, Ga./Aquinas	45	Thomas Neville	LB	6-3	203	Fr.	Loganville, Ga./Dunwoody
8	Yassar El-Amin	WR	5-10	175	Sr.	Douglasville, Ga./Douglas County	46	Slade Ziegler	LB	6-0	200	Fr.	Mandeville, La./Lakeshore
9	Moise Satine	RB	5-9	178	Jr.	Avon Park, Fla./Avon Park	47	Chris Edmonds	WR	6-2	205	Fr.	Columbus, Ga./Brookstone School
9	Chase Volpi	DB	6-0	185	Fr.	Tampa, Fla./Robinson	48	Jaleel Laguins	LB	6-2	238	Jr.	Watkinsville, Ga./Georgia
10	Koi Freeman	QB	6-2	190	Jr.	Leeds, Ala./Leeds	49	Ryan Holcomb	LB	6-0	190	Sr.	Madison, Miss./Madison Central
10	Cooper Cross	DB	6-4	185	Jr.	Marietta, Ga./Lassiter	50	Mike Williams	OL	6-7	310	Jr.	Besemer, Ala./Besemer Academy
11	Aaron Atkinson	LB	6-0	214	Sr.	Hazel Green, Ala./Hazel Green	51	Adam Thomas	LS	6-0	238	So.	Cumming, Ga./South Forsyth
11	Will Hudson	QB	5-11	183	Fr.	Marietta, Ga./Sprayberry	52	Beau Myers	OL	6-4	269	Fr.	Clarksville, Tenn./Independence
12	Ty King	WR	6-0	167	Fr.	Wrens, Ga./Jefferson County	53	Camren Wood	LS	5-10	160	Fr.	Hoover, Ala./Hoover
12	William D'Armond	QB	6-0	185	So.	Baton Rouge, La./Episcopal	54	Luke Byrne	OL	6-4	286	Fr.	Forsyth, Ga./Mary Persons
13	Jordan Montgomery	DB	6-1	184	So.	Anniston, Ala./Walter Welborn	55	Caleb Dale	LB	6-2	210	So.	Navarre, Fla./Navarre
14	Torrence Pollard	WR	5-8	170	So.	Ensley, Ala./Leeds	56	Lewis Freeman	LS	6-0	232	Sr.	Dunwoody, Ga./Dunwoody
15	Ty Herring	DB	6-2	203	Jr.	Fernandina, Fla./Fernandina Beach	57	Nick Nixon	OL	6-6	282	Sr.	Hendersonville, Tenn./Pope John Paul II
15	Cade Blackmon	QB	5-11	173	Fr.	Opelika, Ala./Opelika	58	Jeremy Garth	DL	5-10	255	So.	Madison, Ala./James Clemens
16	Robert Adams	WR	6-2	190	Sr.	Montgomery, Ala./Trinity Presbyterian	59	Grant Urenovitch	K	6-2	151	Sr.	Whitehouse, Ohio/Kent State
16	Sam Rogers	WR	6-1	180	Fr.	Carmel, Ind./Carmel	60	Tyler Russell	LS	6-1	210	Sr.	Niceville, Fla./Southern Mississippi
17	Mitchell Fineran	K	5-10	183	So.	Fort Valley, Ga./Peach County	61	Sean Barden	DL	6-4	272	Fr.	Roswell, Ga./King's Ridge Christian
17	Devan Walker	RB	5-8	182	Fr.	Helena, Ala./Birmingham Prep	64	Daniel Bettis	DL	6-0	209	Fr.	Tuskegee, Ala./Booker T. Washington
18	Ty Hatcher	QB	5-8	156	Fr.	Homewood, Ala./Besemer Academy	65/94	Austin Guysie	OL	6-4	242	Fr.	Trinity, Ala./West Morgan
18	Christian Matthew	DB	6-4	200	Sr.	Columbus, Ga./Georgia Southern	67	Peter Renkoski	OL	6-1	278	Fr.	Roswell, Ga./Blessed Trinity Catholic
19	Ja'Rus Creamer	WR	6-4	230	Jr.	Rome, Ga./Rome	68	Scotty Rogers	OL	6-2	270	Fr.	Tampa, Fla./Plant
19	Chance Hall	DB	5-9	160	So.	Homewood, Ala./Homewood	69	Emmett Taliaferro	DL	6-2	243	So.	Kennesaw, Ga./Mount Paran
20	Jay Stanton	RB	6-0	192	Fr.	Crestview, Fla./Crestview	70	J.D. Beall	OL	6-2	316	So.	Flowood, Miss./EMCC
21	Joshua Carter	DB	6-1	190	Jr.	Birmingham, Ala./Ramsay	71	Anthony Eads	OL	6-3	283	Sr.	Harpersville, Ala./Cosco Valley Academy
21	Chandler Smith	WR	5-10	186	Fr.	Marietta, Ga./Walton	72/98	Gavin Orr	OL	6-4	275	So.	Southside, Ala./Southside
22	Nathan East	LB	6-2	221	So.	McCalla, Ala./McAdory	73	William Lawrence	OL	6-2	301	Fr.	Athens, Ala./Athens
22	Jeremiah Roberts	RB	5-8	227	So.	College Park, Ga./Baneker	74	Kasra Bojnordi	OL	6-3	293	Fr.	Milton, Ga./Cambridge
23	William Bryant	DB	6-1	191	Sr.	Leesburg, Ga./Lee County	75	Brendan Loftus	OL	6-7	340	Sr.	Tallahassee, Fla./Univ. of Miami
23	Bradley Ellis	WR	6-3	191	Fr.	Eads, Tenn./Briarcrest Christian	76	George Grimmwade	OL	6-8	313	Sr.	Miami, Fla./Gulliver Prep
24	Jacquet Jiles	RB	5-9	164	Fr.	Auburndale, Fla./Auburndale	77	Nate Lee	OL	6-4	336	Sr.	Valdosta, Ga./Lowndes
24	Sean Hershey	WR	5-9	178	So.	Cornelius, N.C./Hough	78	Chance Butts	OL	6-4	279	Fr.	Franklinville, Ala./Leroy
25	Kyle Ross	DB	6-0	179	Fr.	Munford, Ala./Munford	79	Matthew Pittarelli	OL	6-6	298	Sr.	Marietta, Ga./Pope
25	Miles Morris	WR	6-2	188	Fr.	Macon, Ga./Tatnall Square Academy	80	Will Bazemore	WR	6-0	205	Jr.	Forsyth, Ga./Mary Persons
26	Tr'Shun Floyd	LB	5-11	215	Jr.	Auburn, Ala./Auburn HS	80	Justin Hayes	DL	6-3	290	Fr.	Smyrna, Ga./Campbell HS
26	Ty Boles	RB	5-6	178	So.	Panama City, Fla./William Jewell College	81	Justin Foster	DL	6-4	286	Sr.	Anniston, Ala./The Donoho School
27	Kendall Adams	DB	5-11	177	So.	Lilburn, Ga./Providence Christian	82	Will Carlton	WR	6-1	198	Fr.	Roswell, Ga./Miami of Ohio
28	Pete Dorsten	TE	6-4	228	Jr.	Thompsons Station, Tenn./Independence	83	Titus Gardner	WR	5-7	163	Fr.	Tuscaloosa, Ala./Tuscaloosa Academy
29	Harrison Weltlich	DB	6-0	174	So.	Roswell, Ga./Blessed Trinity	84	Parker Neal	WR	5-9	163	Fr.	Meridian, Miss./Lamar
29	Kendall Watson	RB	5-10	175	So.	Chattanooga, Tenn./McCallie School	85	Montrell Washington	WR	5-10	170	Jr.	Canton, Ga./Cherokee
30	Jake Burdeshaw	DB	5-11	180	Jr.	Homewood, Ala./Homewood	86	Sam Fleming	WR	6-2	195	Jr.	Suwanee, Ga./Lambert
31	Lamar Anderson	DB	5-9	187	Jr.	St. Louis, Mo./Ball State	87	Jason Houston	WR	6-5	210	Fr.	Bremen, Ga./Bremen
31	Jacob Carson	WR	6-4	205	Fr.	Auburn, Ala./Lee-Scott Academy	88	Michael Vico	TE	6-4	251	Fr.	Vestavia Hills, Ala./Vestavia Hills
32	John Booth	WR	5-7	205	Jr.	Cumming, Ga./Beloit College	89	Robert Burke	WR	6-2	222	Jr.	Brentwood, Tenn./Brentwood Academy
32	Walter Brooks	RB	5-11	165	Fr.	Alpharetta, Ga./Alpharetta	90	Garrett Brasher	DL	6-3	220	So.	Alpharetta, Ga./Mount Pisgah
33	John Staton	LB	6-1	215	Jr.	Atlanta, Ga./Lovett	91	Joshua Long	DL	6-2	235	Jr.	Columbus, Ga./Brookstone
34	Antwione Sims	RB	5-11	208	So.	Zephyrhills, Fla./Navy Prep	92	Braeden Royal	DL	6-1	220	Fr.	Tuscaloosa, Ala./Tuscaloosa County
35	Joseph Mera	DL	6-2	239	Fr.	Fort Myers, Fla./Bishop Verot	93	Champ Stewart	TE	6-4	230	So.	Birmingham, Ala./Briarwood Christian
35	D'Marcus Crawford	WR	5-8	163	Sr.	Eatonton, Ga./Putnam County	94	Nelson Jordan	DL	6-2	253	So.	Starkville, Miss./Starkville
36	Conner Rohling	WR	5-11	170	So.	Vestavia Hills, Ala./Vestavia Hills	95	Brett Jordan	DL	6-4	240	Jr.	Helena, Ala./Helena
36	Jonathan Moore	DB	6-0	180	Fr.	Norcross, Ga./Greater Atlanta Christian	96	Mike Kelly	DL	6-2	218	So.	Montgomery, Ala./Montgomery Academy
37	Tucker Queen	DB	5-9	175	So.	Vestavia Hills, Ala./Vestavia Hills	97	Nick Jackson	DL	6-1	256	Fr.	Orlando, Fla./Winter Park
37	Peyton Ringer	WR	5-6	152	Fr.	Lithonia, Ga./The Lovett School	98	Armond Lloyd	DL	6-3	302	Jr.	Birmingham, Ala./Oak Mountain
38	Dorien Gooch	LB	6-2	200	Fr.	Tampa, Fla./Tampa Catholic	99	Jamal Ellis	DL	6-3	262	Fr.	Alpharetta, Ga./Alpharetta
38	William Roseman	K	6-0	168	Fr.	Tampa, Fla./Robinson							

#SoConFB



SAMFORD DEFENSIVE LINEMAN JALEN NASH

SAMFORD BULLDOGS

Basic information

Location: Birmingham, Ala.
 Founded: 1841
 Enrollment: 5,509
 Nickname: Bulldogs
 Colors: Red and Blue
 President: Dr. Andrew Westmoreland
 Director of athletics: Martin Newton
 Stadium: Seibert Stadium
 Capacity: 6,700

Media relations

Football contact: Joey Mullins
 Email: jmmulli1@samford.edu
 Office: 205-726-2799
 Cell: 205-532-3477
 Press box phone: 205-726-2143/2144
 Website: SamfordSports.com

Team information

2018 record: 6-5
 SoCon record: 5-3 (4th)
 Home: 4-1
 Away: 2-4
 Lettermen returning/lost: 67/13
 Off. starters returning/lost: 7/4
 Def. starters returning/lost: 6/5
 Specialists returning/lost: 3/3
 Basic offense: Spread
 Basic defense: 4-3



Joey Mullins
Football SID

SoCon titles (1)

2013 (vacated in 2016)

FCS Playoff appearances (5)

1991, 1992, 2013, 2016, 2017

2019 SCHEDULE

Aug. 24 (3 p.m.)
vs. **Youngstown State**[^]
(ESPN)



Oct. 12 (1:30 p.m.)
at **VMI**^{*}
(Nexstar/ESPN3 or +)



Aug. 31 (7 p.m.)
at **Tennessee Tech**
(ESPN+)



Oct. 26 (TBA)
at **ETSU**^{*}
(ESPN3 or +)



Sept. 14 (6 p.m.)
at **Wofford**^{*}
(Nexstar/ESPN3 or +)



Nov. 2 (TBA)
at **Mercer**^{*}
(ESPN3 or +)



Sept. 21 (TBA)
Alabama A&M
(ESPN3 or +)



Nov. 9 (TBA)
Chattanooga^{*}
(ESPN3 or +)



Sept. 28 (3 p.m.)
The Citadel^{*}
(ESPN3 or +)



Nov. 16 (2 p.m.)
at **Western Carolina**^{*}
(ESPN3 or +)



Oct. 5 (TBA)
Furman^{*}
(ESPN3 or +)



Nov. 23 (TBA)
at **Auburn**
(TBD)



* Southern Conference game
^ Guardian Credit Union FCS Kickoff (Montgomery, Ala.)



**SAMFORD RUNNING BACK
DEMARCUS WARE**



2018 RESULTS (6-5, 5-3 SOCON; 4TH)

Date	Opponent	W/L	Score	Attendance
Aug. 30	SHORTER	W	66-9	5,252
Sept. 8	at Florida State	L	26-36	72,239
Sept. 15	*MERCER	L	24-30	8,717
Sept. 22	*at Chattanooga	L	20-27	10,469
Sept. 29	at Kennesaw State	L	10-24	6,304
Oct. 6	*WESTERN CAROLINA	W	66-28	3,178
Oct. 13	*VMI	W	73-22	4,163
Oct. 20	*at Furman	W	38-25	6,016
Nov. 3	*WOFFORD	W	35-20	5,821
Nov. 10	*at The Citadel	L	27-42	11,145
Nov. 17	*at ETSU	W	38-27	8,749

* Southern Conference game

2018 TEAM GAME-BY-GAME

Date	Opponent	Rushing				Receiving				Passing			Kick returns				Punt returns				Total off		
		No.	Yds	TD	Lg	No.	Yds	TD	Lg	Cmp	Att	Int	Yds	TD	Lg	No	Yds	TD	Lg	No		Yds	TD
Aug. 30	SHORTER	36	200	3	21	30	356	6	34	30	42-0	356	6	34	1	22	0	22	3	50	0	38	556
Sept. 8	at Florida State	19	50	1	21	39	475	2	55	39	60-4	475	2	55	0	0	0	0	3	30	0	17	525
Sept. 15	MERCER	28	124	0	17	31	300	3	35	31	42-1	300	3	35	0	0	0	0	0	0	0	0	424
Sept. 22	at Chattanooga	25	89	1	20	44	384	1	29	44	64-3	384	1	29	4	77	0	24	2	11	0	13	473
Sept. 29	at Kennesaw State	36	122	0	13	21	150	1	19	21	34-0	150	1	19	1	7	0	7	1	3	0	3	272
Oct. 6	WESTERN CAROLINA	37	174	3	35	44	562	6	68	44	60-3	562	6	68	3	53	0	36	5	22	0	9	736
Oct. 13	VMI	44	289	3	66	33	484	7	59	33	43-1	484	7	59	2	33	0	22	2	1	0	3	773
Oct. 20	at Furman	26	77	2	14	40	402	2	30	40	52-2	402	2	30	0	0	0	0	3	18	0	7	479
Nov. 3	WOFFORD	26	55	1	9	29	399	4	73	29	41-1	399	4	73	1	18	0	18	2	18	0	11	454
Nov. 10	at The Citadel	20	93	1	41	43	404	2	24	43	69-0	404	2	24	2	48	0	24	3	34	0	16	497
Nov. 17	at ETSU	29	82	5	17	40	404	0	24	40	54-1	404	0	24	2	27	0	20	2	10	0	8	486
	Totals	326	1355	20	66	394	4320	34	73	394	561-16	4320	34	73	16	285	0	36	26	197	0	38	5675
	Opponent	460	1857	18	60	189	2268	16	77	189	330-10	2268	16	77	38	766	0	72	4	26	0	9	4125

Games played: 11
 Avg per rush: 4.2
 Avg per catch: 11.0
 Pass efficiency: 149.21
 Kick ret avg: 17.8
 Punt ret avg: 7.6
 All purpose avg/game: 567.8
 Total offense avg/gm: 515.9

Date	Opponent	Tackles				Sacks		Fumble		Pass defense			Blkd Kick	PAT attempts				Pts
		Solo	Ast	Total	TFL-Yds	No-Yds	FF	FR-Yds	Int-Yds	QBH	Brk	Att-Mad		Run	Rcv	Saf		
Aug. 30	SHORTER	48	18	66	7.0-21	1.0-7	1	1-0	3-58	1	4	0	9-9	0	0	0	0	66
Sept. 8	at Florida State	49	28	77	6.0-25	1.0-8	1	1-0	0-0	2	1	0	2-2	0	0	0	0	26
Sept. 15	MERCER	39	28	67	3.0-3	0.0-0	0	0-0	1-13	0	3	0	3-3	0	0	0	0	24
Sept. 22	at Chattanooga	43	4	47	5.0-6	0.0-0	1	1-5	0-0	5	8	0	2-2	0	0	0	0	20
Sept. 29	at Kennesaw State	52	10	62	4.0-6	0.0-0	0	0-0	0-0	1	1	0	1-1	0	0	0	0	10
Oct. 6	WESTERN CAROLINA	40	34	74	5.0-16	1.0-6	2	3-0	2-0	8	4	0	9-9	0	0	0	0	66
Oct. 13	VMI	42	26	68	10.0-45	5.0-33	1	0-0	2-0	11	5	0	10-10	0	0	0	0	73
Oct. 20	at Furman	54	24	78	8.0-35	4.0-24	0	1-58	1--2	3	1	0	5-5	0	0	0	0	38
Nov. 3	WOFFORD	41	38	79	8.0-19	2.0-7	0	0-0	0-0	1	2	0	5-5	0	0	0	0	35
Nov. 10	at The Citadel	27	54	81	3.0-9	2.0-8	2	1-0	0-0	0	0	0	3-3	0	0	0	0	27
Nov. 17	at ETSU	37	20	57	2.0-8	2.0-8	1	0-0	1-20	7	3	0	5-5	0	0	0	0	38
	Totals	472	284	756	61.0-193	18.0-101	9	8-63	10-89	39	32	0	54-54	0	0	0	0	423
	Opponent	509	254	763	47.0-153	17.0-93	10	7-0	16-286	53	31	0	33-31	0	1	1	290	

Date	Opponent	Punting								Field goals			Kickoffs				TB	OB
		No	Yds	Avg	Long	Blkd	TB	FC	50+	120	Att-Made	Lg	Blkd	No	Yds	Avg		
Aug. 30	SHORTER	1	41	41.0	41	0	0	1	0	0	1-1	32	0	12	690	57.5		
Sept. 08	at Florida State	5	175	35.0	42	0	0	0	1	0	2-2	36	0	6	382	63.7		
Sept. 15	MERCER	2	70	35.0	36	0	0	1	0	0	3-1	45	0	3	135	45.0		
Sept. 22	at Chattanooga	3	99	33.0	38	0	0	2	0	0	2-2	36	0	5	299	59.8		
Sept. 29	at Kennesaw State	3	127	42.3	46	0	0	2	0	0	1-1	20	0	2	125	62.5		
Oct. 06	WESTERN CAROLINA	3	116	38.7	43	0	1	1	0	0	1-1	40	0	11	607	55.2		
Oct. 13	VMI	2	67	33.5	38	0	0	2	0	1	1-1	25	0	12	620	51.7		
Oct. 20	at Furman	3	129	43.0	45	0	0	3	0	2	2-1	46	0	7	383	54.7		
Nov. 03	WOFFORD	5	169	33.8	44	0	0	1	0	3	0-0	0	0	6	333	55.5		
Nov. 10	at The Citadel	4	150	37.5	47	0	0	1	0	1	3-2	29	0	6	343	57.2		
Nov. 17	at ETSU	4	136	34.0	46	0	1	2	0	1	1-1	28	0	6	363	60.5		
	Totals	35	1279	36.5	47	0	2	16	0	9	17-13	46	0	76	4280	56.3		
	Opponent	59	2481	42.1	59	0	5	15	10	17	18-15	53	0	59	3415	57.9		



SAMFORD

SAMFORD VS. 2019 OPPONENTS

Youngstown State 4, Samford 0

At SAM: N/A

At YSU: YSU leads 4-0

Chris Hatcher vs. YSU: 0-1

Bo Pellini vs. SAM: 1-0

Last SAM win: N/A

Last YSU win: 38-24 in 2016

Longest SAM streak: N/A

Longest YSU streak: 4 (1991-2016)

Last 10 meetings: YSU leads 4-0

Current streak: YSU has won four

Largest SAM win: N/A

Largest YSU win: 24-7 in 1993

Year	Winner	Score	Site
1991*	YSU	10-0	Youngstown, Ohio
1993	YSU	24-7	Youngstown, Ohio
2002	YSU	37-29	Youngstown, Ohio
2016*	YSU	38-24	Youngstown, Ohio

* NCAA Playoffs

Samford 12, Tennessee Tech 10

At SAM: SAM leads 6-4

At TTU: Series tied 6-6

Chris Hatcher vs. TTU: 4-1 (4-1 MSU, 0-0 SAM)

Dewayne Alexander vs. SAM: 0-0

Last SAM win: 59-52 in 2007

Last TTU win: 20-14 in 2006

Longest SAM streak: 3 (1991-93)

Longest TTU streak: 2 (four times)

Last 10 meetings: Series tied 5-5

Current streak: SAM has won one

Largest SAM win: 27-0 in 1934; 30-3 in 1993

Largest TTU win: 61-6 in 1950

Year	Winner	Score	Site
1934	SAM	27-0	Cookeville, Tenn.
1949	TTU	33-18	Birmingham, Ala.
1950	TTU	61-6	Cookeville, Tenn.
1988	SAM	19-9	Cookeville, Tenn.
1989	SAM	27-23	Birmingham, Ala.
1990	TTU	21-7	Cookeville, Tenn.
1991	SAM	20-16	Birmingham, Ala.
1992	SAM	37-13	Cookeville, Tenn.
1993	SAM	30-3	Birmingham, Ala.
1994	TTU	20-7	Cookeville, Tenn.
1995	SAM	27-24	Birmingham, Ala.
1996	TTU	20-10	Cookeville, Tenn.
1997	TTU	14-7	Birmingham, Ala.
1998	SAM	22-12	Cookeville, Tenn.
1999	SAM	19-15	Birmingham, Ala.
2000	TTU	29-0	Cookeville, Tenn.
2002	TTU	51-44	Birmingham, Ala.
2003	SAM	42-24	Cookeville, Tenn.
2004	SAM	20-17	Birmingham, Ala.
2005	TTU	42-21	Cookeville, Tenn.
2006	TTU	20-14	Birmingham, Ala.
2007	SAM	59-52	Cookeville, Tenn.

Samford 11, Wofford 5

At SAM: SAM leads 6-3

At WOF: SAM leads 5-2

Chris Hatcher vs. WOF: 5-1 (2-1 GSU, 4-0 SAM)

Josh Conklin vs. SAM: 0-1

Last SAM win: 35-20 in 2018

Last WOF win: 24-20 in 2014

Longest SAM streak: 4 (1961-96; 2015-18)

Longest WOF streak: 2 (2010-11)

Last 10 meetings: SAM leads 7-3

Current streak: SAM has won four

Largest SAM win: 30-14 in 1972

Largest WOF win: 28-7 in 2008

Year	Winner	Score	Site
1949	WOF	27-13	Spartanburg, S.C.
1961	SAM	16-13	Spartanburg, S.C.
1962	SAM	34-28	Birmingham, Ala.
1972	SAM	30-14	Birmingham, Ala.
1996	SAM	20-14 (OT)	Birmingham, Ala.
2008	WOF	28-7	Birmingham, Ala.
2009	SAM	27-24	Spartanburg, S.C.
2010	WOF	10-3	Birmingham, Ala.
2011	WOF	38-23	Spartanburg, S.C.
2012	SAM	24-17 (2OT)	Birmingham, Ala.
2013	SAM	34-27	Spartanburg, S.C.
2014	WOF	24-20	Birmingham, Ala.
2015	SAM	37-27	Spartanburg, S.C.
2016	SAM	28-26	Birmingham, Ala.
2017	SAM	24-21	Spartanburg, S.C.
2018	SAM	35-20	Birmingham, Ala.

Alabama A&M 0, Samford 0

First meeting

Connell Maynor vs. SAM: 0-0

Chris Hatcher vs. AAMU: 0-0

The Citadel 7, Samford 5

At CIT: CIT leads 5-2

At SAM: SAM leads 3-2

Brent Thompson vs. SAM: 2-1

Chris Hatcher vs. CIT: 4-3 (3-0 GSU, 1-3 SAM)

Last CIT win: 42-27 in 2018

Last SAM win: 35-14 in 2017

Longest CIT streak: 2 (2009-10)

Longest SAM streak: 2 (2011-12; 2015-16)

Last 10 meetings: CIT leads 6-4

Current streak: CIT has won one

Largest CIT win: 35-16 in 1989; 44-25 in 2015

Largest SAM win: 38-7 in 2012

Year	Winner	Score	Site
1989	CIT	35-16	Charleston, S.C.
2008	SAM	28-10	Birmingham, Ala.
2009	CIT	28-16	Charleston, S.C.
2010	CIT	13-12	Birmingham, Ala.
2011	SAM	19-14	Charleston, S.C.
2012	SAM	38-7	Birmingham, Ala.
2013	CIT	28-26	Charleston, S.C.
2014	SAM	20-17	Charleston, S.C.
2015	CIT	44-25	Birmingham, Ala.
2016	CIT	37-34 (OT)	Charleston, S.C.
2017	SAM	35-14	Birmingham, Ala.
2018	CIT	42-27	Charleston, S.C.

Samford 11, Furman 10

At FUR: SAM leads 7-5

At SAM: FUR leads 5-4

Clay Hendrix vs. SAM: 0-2

Chris Hatcher vs. FUR: 3-3 (0-2 GSU, 3-1 SAM)

Last FUR win: 20-17 in 2015

Last SAM win: 38-25 in 2018

Longest FUR streak: 7 (1997-2010)

Longest SAM streak: 5 (1962-69)

Last 10 meetings: SAM leads 6-4

Current streak: SAM has won three

Largest FUR win: 45-10 in 2004

Largest SAM win: 45-0 in 2014

Year	Winner	Score	Site
1961	FUR	21-14	Greenville, S.C.
1962	SAM	14-7	Greenville, S.C.



SAMFORD DEFENSIVE LINEMAN ARMOND LLOYD

#SoConFB



SAMFORD VS. 2019 OPPONENTS



SAMFORD OFFENSIVE LINEMAN NICK NIXON

1966	SAM	17-7	Greenville, S.C.
1967	SAM	42-28	Birmingham, Ala.
1968	SAM	17-12	Greenville, S.C.
1969	SAM	34-14	Birmingham, Ala.
1997	FUR	29-10	Birmingham, Ala.
1998	FUR	34-24	Greenville, S.C.
2004	FUR	45-10	Birmingham, Ala.
2005	FUR	45-23	Greenville, S.C.
2008	FUR	28-27	Birmingham, Ala.
2009	FUR	26-24	Greenville, S.C.
2010	FUR	27-10	Birmingham, Ala.
2011	SAM	26-21	Greenville, S.C.
2012	SAM	24-21	Birmingham, Ala.
2013	FUR	35-17	Greenville, S.C.
2014	SAM	45-0	Greenville, S.C.
2015	FUR	20-17	Birmingham, Ala.
2016	SAM	38-21	Greenville, S.C.
2017	SAM	26-20	Birmingham, Ala.
2018	SAM	38-25	Greenville, S.C.

Samford 6, VMI 0

At SAM: SAM leads 2-0
At VMI: SAM leads 4-0
Chris Hatcher vs. VMI: 4-0
Scott Wachenheim vs. SAM: 0-4
Last SAM win: 73-22 in 2018
Last VMI win: N/A
Longest SAM streak: 6 (2001-18)
Longest VMI streak: N/A
Last 10 meetings: SAM leads 6-0
Current streak: SAM has won six
Largest SAM win: 73-22 in 2018

Largest VMI win: N/A

Year	Winner	Score	Site
2001	SAM	46-28	Lexington, Va.
2014	SAM	63-21	Lexington, Va.
2015	SAM	49-13	Lexington, Va.
2016	SAM	55-21	Birmingham, Ala.
2017	SAM	26-7	Lexington, Va.
2018	SAM	73-22	Birmingham, Ala.

Samford 5, ETSU 1

At ETSU: SAM leads 3-1
At SAM: SAM leads 2-0
Randy Sanders vs. SAM: 0-1
Chris Hatcher vs. ETSU: 2-1
Last ETSU win: 15-14 in 2016
Last SAM win: 38-27 in 2018
Longest ETSU streak: 1 (2016)
Longest SAM streak: 3 (1989-91)
Last 10 meetings: SAM leads 5-1
Current streak: SAM has won two
Largest ETSU win: 15-14 in 2016
Largest SAM win: 42-7 in 2017

Year	Winner	Score	Site
1989	SAM	38-23	Birmingham, Ala.
1990	SAM	17-13	Johnson City, Tenn.
1991	SAM	31-6	Johnson City, Tenn.
2016	ETSU	15-14	Johnson City, Tenn.
2017	SAM	42-7	Birmingham, Ala.
2018	SAM	38-27	Johnson City, Tenn.

Samford 13, Mercer 11, 1 tie

At MER: MER leads 9-7-1

At SAM: SAM leads 5-2
At neutral sites: SAM leads 1-0
Bobby Lamb vs. SAM: 6-4 (5-0 FUR, 1-4 MER)
Chris Hatcher vs. MER: 3-1
Last MER win: 30-24 in 2018
Last SAM win: 20-3 in 2017
Longest MER streak: 4 (1910-15)
Longest SAM streak: 8 (1937-2017)
Last 10 meetings: SAM leads 8-1-1
Current streak: MER has won one
Largest MER win: 45-0 in 1908
Largest SAM win: 47-21 in 2015

Year	Winner	Score	Site
1907	MER	11-6	Macon, Ga.
1908	MER	45-0	Macon, Ga.
1909	SAM	6-5	Macon, Ga.
1910	MER	28-0	Macon, Ga.
1911	MER	29-0	Macon, Ga.
1912	MER	36-0	Birmingham, Ala.
1915	MER	14-7	Macon, Ga.
1916	SAM	26-7	Birmingham, Ala.
1920	SAM	33-13	Macon, Ga.
1924	MER	14-5	Macon, Ga.
1926	MER	3-0	Macon, Ga.
1927	SAM	14-0	Macon, Ga.
1928	SAM	15-7	Macon, Ga.
1929	MER	7-2	Macon, Ga.
1932	MER	21-6	Macon, Ga.
1936	Tie	0-0	Macon, Ga.
1937	SAM	13-0	Birmingham, Ala.
1939	SAM	7-3	Albany, Ga.
1940	SAM	14-6	Macon, Ga.
1941	SAM	27-6	Birmingham, Ala.
2014	SAM	21-18	Birmingham, Ala.
2015	SAM	47-21	Macon, Ga.
2016	SAM	24-19	Birmingham, Ala.
2017	SAM	20-3	Macon, Ga.
2018	MER	30-24	Birmingham, Ala.

Chattanooga 30, Samford 11, 3 ties

At SAM: UTC leads 9-5
At UTC: UTC leads 22-5-2
At neutral sites: Series tied 0-0-1
Chris Hatcher vs. UTC: 2-5 (2-1 GSU, 0-4 SAM)
Rusty Wright vs. SAM: 0-0
Last SAM win: 17-14 (OT) in 2013
Last UTC win: 27-20 in 2018
Longest SAM streak: 2, three times
Longest UTC streak: 8 (1964-01)
Last 10 meetings: UTC leads 9-1
Current streak: UTC has won five
Largest SAM win: 63-0 in 1906
Largest UTC win: 56-0 in 1910

Year	Winner	Score	Site
1906	SAM	63-0	Birmingham, Ala.
1907	SAM	21-7	Chattanooga, Tenn.
1907	UTC	29-0	Chattanooga, Tenn.
1909	Tie	0-0	Chattanooga, Tenn.
1910	UTC	56-0	Chattanooga, Tenn.
1914	UTC	14-0	Chattanooga, Tenn.
1921	UTC	26-3	Chattanooga, Tenn.
1923	Tie	0-0	Chattanooga, Tenn.
1924	SAM	28-0	Chattanooga, Tenn.
1925	SAM	3-0	Birmingham, Ala.
1926	UTC	23-0	Chattanooga, Tenn.
1928	UTC	14-0	Birmingham, Ala.
1929	UTC	20-14	Chattanooga, Tenn.
1930	UTC	13-9	Chattanooga, Tenn.
1931	UTC	14-0	Chattanooga, Tenn.
1932	UTC	19-0	Birmingham, Ala.
1936	UTC	6-0	Chattanooga, Tenn.
1937	SAM	6-0	Birmingham, Ala.
1938	UTC	13-6	Chattanooga, Tenn.
1939	SAM	33-14	Birmingham, Ala.



SAMFORD

SAMFORD VS. 2019 OPPONENTS

1940	UTC	28-0	Chattanooga, Tenn.
1941	Tie	7-7	Anniston, Ala.
1945	UTC	47-7	Chattanooga, Tenn.
1962	SAM	22-12	Chattanooga, Tenn.
1964	UTC	28-13	Chattanooga, Tenn.
1965	UTC	25-10	Chattanooga, Tenn.
1967	UTC	28-0	Birmingham, Ala.
1968	UTC	40-7	Chattanooga, Tenn.
1998	UTC	23-13	Chattanooga, Tenn.
1999	UTC	29-27	Birmingham, Ala.
2000	UTC	23-6	Chattanooga, Tenn.
2001	UTC	28-14	Birmingham, Ala.
2003	SAM	31-23	Chattanooga, Tenn.
2008	SAM	30-7	Chattanooga, Tenn.
2009	UTC	14-7	Birmingham, Ala.
2010	UTC	48-14	Chattanooga, Tenn.
2011	UTC	24-9	Birmingham, Ala.
2012	UTC	20-13	Chattanooga, Tenn.
2013	SAM	17-14 (OT)	Birmingham, Ala.
2014	UTC	38-24	Chattanooga, Tenn.
2015	UTC	31-21	Birmingham, Ala.
2016	UTC	41-21	Chattanooga, Tenn.
2017	UTC	23-21	Birmingham, Ala.
2018	UTC	27-20	Chattanooga, Tenn.

Samford 13, Western Carolina 3

At SAM: SAM leads 8-1

At WCU: SAM leads 5-2

Chris Hatcher vs. WCU: 5-1 (3-0 GSU, 2-2 SAM)

Mark Speir vs. SAM: 2-5

Last SAM win: 66-28 in 2018

Last WCU win: 38-34 in 2017

Longest SAM streak: 11 (1991-14)

Longest WCU streak: 1 (1969; 2015; 2017)

Last 10 meetings: SAM leads 8-2

Current streak: SAM has won one

Largest SAM win: 62-23 in 2013

Largest WCU win: 47-13 in 1969

Year	Winner	Score	Site
1969	WCU	47-13	Birmingham, Ala.
1991	SAM	16-3	Cullowhee, N.C.
1992	SAM	30-6	Birmingham, Ala.
1997	SAM	19-0	Birmingham, Ala.
1999	SAM	35-32 (OT)	Cullowhee, N.C.
2008	SAM	21-6	Cullowhee, N.C.
2009	SAM	16-3	Birmingham, Ala.
2010	SAM	38-7	Cullowhee, N.C.
2011	SAM	52-24	Birmingham, Ala.
2012	SAM	25-21	Cullowhee, N.C.
2013	SAM	62-23	Birmingham, Ala.
2014	SAM	34-20	Birmingham, Ala.
2015	WCU	56-36	Cullowhee, N.C.
2016	SAM	30-17	Birmingham, Ala.
2017	WCU	38-34	Cullowhee, N.C.
2018	SAM	66-28	Birmingham, Ala.

Auburn 27, Samford 0, 1 tie

At AU: AU leads 13-0

At SAM: AU leads 8-0-1

At neutral sites: AU leads 6-0

Chris Hatcher vs. AU: 0-0

Gus Malzahn vs. SAM: 1-0

Last AU win: 31-7 in 2014

Last SAM win: N/A

Longest AU streak: 15 (1903-26)

Longest SAM streak: N/A

Last 10 meetings: AU leads 10-0

Current streak: AU has won 12

Largest AU win: 88-0 in 1920

Largest SAM win: N/A

Year	Winner	Score	Site
1903	AU	58-0	Auburn, Ala.
1907	AU	23-0	Auburn, Ala.
1908	AU	18-0	Birmingham, Ala.
1909	AU	11-0	Montgomery, Ala.
1910	AU	78-0	Birmingham, Ala.
1916	AU	25-0	Birmingham, Ala.
1917	AU	53-0	Auburn, Ala.
1919	AU	19-6	Birmingham, Ala.
1920	AU	88-0	Auburn, Ala.
1921	AU	34-3	Birmingham, Ala.
1922	AU	72-0	Birmingham, Ala.
1923	AU	30-0	Auburn, Ala.
1924	AU	17-0	Auburn, Ala.
1925	AU	7-6	Auburn, Ala.
1926	AU	33-14	Birmingham, Ala.
1927	Tie	9-9	Birmingham, Ala.
1928	AU	25-6	Auburn, Ala.
1929	AU	6-0	Auburn, Ala.
1932	AU	25-0	Montgomery, Ala.
1933	AU	19-0	Birmingham, Ala.
1940	AU	27-13	Montgomery, Ala.
1941	AU	13-0	Montgomery, Ala.
1944	AU	32-0	Montgomery, Ala.
1945	AU	38-0	Montgomery, Ala.
1992	AU	55-0	Auburn, Ala.
1993	AU	35-7	Auburn, Ala.
2011	AU	35-16	Auburn, Ala.
2014	AU	31-7	Auburn, Ala.

#SoConFB



SAMFORD LINEBACKER TRE'SHUN FLOYD



SAMFORD YEAR-BY-YEAR

Year	Overall	SoCon	Place	Coach
1902	3 1 0			W.H. Gwin
1903	1 4 0			W.T. O'Hara/W.H. Gwin
1904	No team			
1905	1 2 1			Davis F. Stakely
1906	6 2 1			John Counselman
1907	3 6 0			John Counselman
1908	2 4 0			John Counselman/Winton M. Blount
1909	5 2 1			J.B. Longwell
1910	1 8 0			J.C. Donnelly
1911	1 6 1			J.B. Longwell
1912	1 7 0			B.L. Noojin
1913	5 3 1			B.L. Noojin
1914	4 3 1			B.L. Noojin
1915	3 4 1			Eugene Caton
1916	6 4 0			J.B. Longwell
1917	3 3 1			J.B. Longwell/C.W. Streit
1918	0 2 0			Maxwell James
1919	3 5 2			Chester Dillon
1920	3 5 1			R.C. Marshall
1921	3 6 0			R.C. Marshall
1922	2 6 2			Harris G. Cope
1923	3 4 3			Harris G. Cope
1924	3 5 1			Jenks Gillem
1925	6 3 0			Jenks Gillem
1926	4 4 1			Jenks Gillem
1927	7 2 2			Chester Dillon
1928	6 4 1			Chester Dillon
1929	5 4 2			Eddie McLane
1930	5 5 0			Eddie McLane
1931	8 2 2			Eddie McLane
1932	3 7 0			Eddie McLane
1933	7 1 2			Eddie McLane
1934	3 4 2			Clyde Propst
1935	7 1 2			Billy Bancroft
1936	5 3 1			Billy Bancroft
1937	5 3 0			Billy Bancroft
1938	2 5 0			Billy Bancroft
1939	3 6 1			Billy Bancroft
1940	4 5 0			William White
1941	4 5 1			William White
1942	No team			
1943	2 2 0			Euil Snider
1944	0 5 0			Bub Walker
1945	0 5 0			Bub Walker
1946-47	No team			
1948	4 4 0			Ted McCrary
1949	4 5 0			Earl Gartman
1950	2 8 0			Earl Gartman
1951	2 3 1			Earl Gartman
1952	5 4 0			Earl Gartman
1953	1 8 0			Earl Gartman
1954	2 7 0			William White
1955	1 8 0			Howard Foote
1956	2 5 2			Howard Foote
1957	4 5 0			Virgil Ledbetter
1958	1 6 1			Virgil Ledbetter
1959	9 1 0			Bobby Bowden
1960	8 1 0			Bobby Bowden
1961	7 2 0			Bobby Bowden
1962	7 2 0			Bobby Bowden
1963	5 3 1			Herman L. Scott
1964	4 4 1			Herman L. Scott
1965	4 6 0			Herman L. Scott
1966	6 3 1			John Lee Armstrong
1967	8 2 1			John Lee Armstrong
1968	6 4 0			John Lee Armstrong
1969	2 6 1			Wayne Grubb
1970	5 5 0			Wayne Grubb
1971	9 1 0			Wayne Grubb
1972	5 3 2			Wayne Grubb
1973	4 5 0			Wayne Grubb
1974-83	No team			
1984	1 7 0			Kim Alsop
1985	2 8 0			Kim Alsop
1986	3 6 0			Kim Alsop
1987	9 1 0			Terry Bowden
1988	5 6 0			Terry Bowden
1989	4 7 0			Terry Bowden
1990	6 4 1			Terry Bowden
1991	12 2 0			Terry Bowden
1992	9 3 0			Terry Bowden
1993	5 6 0			Chan Gailey

Year	Overall	SoCon	Place	Coach
1994	4 6 1			Pete Hurt
1995	7 4 0			Pete Hurt
1996	6 5 0			Pete Hurt
1997	7 4 0			Pete Hurt
1998	6 5 0			Pete Hurt
1999	7 4 0			Pete Hurt
2000	4 7 0			Pete Hurt
2001	5 5 0			Pete Hurt/Bill Gray
2002	4 7 0			Bill Gray
2003	7 4 0			Bill Gray
2004	4 7 0			Bill Gray
2005	5 6 0			Bill Gray
2006	3 8 0			Bill Gray
2007	4 7 0			Pat Sullivan
2008	6 5 0	4 4 0	t-4th	Pat Sullivan
2009	5 6 0	3 5 0	6th	Pat Sullivan
2010	4 7 0	2 6 0	7th	Pat Sullivan
2011	*6 5 0	4 4 0	5th	Pat Sullivan
2012	*7 4 0	5 3 0	t-4th	Pat Sullivan
2013	*8 5 0	6 2 0	t-1st	Pat Sullivan
2014	7 4 0	5 2 0	t-2nd	Pat Sullivan
2015	6 5 0	3 4 0	t-4th	Chris Hatcher
2016	7 5 0	5 3 0	4th	Chris Hatcher
2017	8 4 0	6 2 0	t-2nd	Chris Hatcher
2018	6 5 0	5 3 0	4th	Chris Hatcher
Total	449-445-47	48-38-0		

* 19 total wins vacated (all 6 from 2011, all 7 from 2012, 6 SoCon wins from 2013) in summer of 2016

ALL-TIME SAMFORD COACHES

Coach	Seasons	Years	W	L	T	Pct.
W.H. Gwin	1902-03	2	3	4	0	.429
W.T. O'Hara	1903	1	1	1	0	.500
Davis F. Stakely	1905	1	1	2	1	.375
John Counselman	1906-08	3	9	10	1	.475
Winton M. Blount	1908	1	2	2	0	.500
J.C. Donnelly	1910	1	1	8	0	.111
B.L. Noojin	1912-14	3	10	13	2	.440
Eugene Caton	1915	1	3	4	1	.438
J.B. Longwell	1909, 11, 16-17	4	14	14	3	.500
C.W. Streit	1917	1	1	1	0	.500
Maxwell James	1918	1	0	2	0	.000
R.C. Marshall	1920-21	2	6	11	1	.361
Harris G. Cope	1922-23	2	5	10	5	.375
Sam Gillem	1924-26	3	13	12	2	.519
Chester Dillon	1919, 1927-28	3	16	11	5	.578
Eddie McLane	1929-33	5	28	19	6	.585
Clyde Propst	1934	1	3	4	2	.444
Billy Bancroft	1935-39	5	22	18	4	.545
Euil Snider	1943	1	2	2	0	.500
Erskine Walker	1944-45	2	0	10	0	.000
Ted McCrary	1948	1	4	4	0	.500
Earl Gartman	1949-53	5	14	28	1	.337
William White	1940-41, 1954	3	10	17	1	.375
Howard Foote	1955-56	2	3	13	2	.222
Virgil Ledbetter	1957-58	2	5	11	1	.324
Bobby Bowden	1959-62	4	31	6	0	.838
Herman L. Scott	1963-65	3	13	13	2	.500
John Lee Armstrong	1966-68	3	20	9	2	.677
Wayne Grubb	1969-73	5	25	20	3	.552
Kim Alsop	1984-86	3	6	21	0	.222
Terry Bowden	1987-92	6	45	23	1	.659
Chan Gailey	1993	1	5	6	0	.455
Pete Hurt	1994-2001	8	42	39	1	.512
Bill Gray	2001-06	6	27	33	0	.450
Pat Sullivan*	2007-14	8	47	43	0	.522
Chris Hatcher	2015-present	4	27	19	0	.587

* 19 wins from 2011-13 vacated in summer of 2016



SEIBERT STADIUM (6,700)



CHATTANOOGA

RUSTY WRIGHT HEAD COACH



Alma mater (year):.....Chattanooga (1996)
Hometown: Petticoat Junction, S.C.
Career record (years):..... First season
School record (years):..... First season
SoCon record (years):..... First season
FCS Playoff appearances:..... First season

WRIGHT'S YEAR-BY-YEAR RECORD

Year	School	SoCon	Overall
2019	Chattanooga		First season
Career			First season

2019 COACHING STAFF

Joe Pizzo Offensive coordinator
 Lorenzo Ward Defensive coordinator
 Kenny Baker Defensive line
 David Bibee Safeties
 Jacob Huesman Tight ends
 Chris Malone Offensive line
 Adam Mims Receivers
 Ricky Spradling Running backs
 Jordan Tippit Outside linebackers
 Mike Yaeger Inside linebackers/special teams

2019 ROSTER

No.	Name	Pos.	Ht.	Wt.	Cl.	Hometown/Previous school	No.	Name	Pos.	Ht.	Wt.	Cl.	Hometown/Previous school
1	Brandon Dowdell	DB	5-10	195	Jr.	Cordele, Ga./Crisp County	45	Tre'Von Stanford	LB	6-3	205	Fr.	Manchester, Ga./Manchester
2	Ethan Bozeman	WR	5-11	180	So.	Knoxville, Tenn./Hardin Valley Academy	46	Ty Boeck	LB	6-2	220	So.	Soddy Daisy, Tenn./Soddy Daisy
3	Drayton Arnold	QB	5-11	205	Jr.	Myrtle Beach, S.C./Old Dominion	48	C.J. Winston	LB	6-5	200	So.	Gadsden, Ala./Gadsden City
3	Rashun Freeman	DB	5-11	190	Jr.	Chattanooga, Tenn./Ooltewah	49	Eli Shepherd	DL	6-0	240	Jr.	LaGrange, Ga./Lafayette Christian
4	Deonte Woods	RB	5-10	200	R-Jr.	Memphis, Tenn./Christian Brothers	50	Cody Olszewski	LS	5-11	225	Fr.	Marietta, Georgia/Pope
5	CaMiron Smith	DB	5-9	175	So.	Cedar Hill, Texas/Trinity Christian	52	McClendon Curtis	OL	6-8	325	So.	Chattanooga, Tenn./Central
6	Jeffery Wood II	RB	5-8	170	So.	Knoxville, Tenn./Catholic	53	Ben Brewton	DL	6-4	220	R-Fr.	Savannah, Ga./Beach
7	Nick Tiano	QB	6-5	240	Sr.	Chattanooga, Tenn./Mississippi State	54	T.J. Cammack	DL	6-0	260	Fr.	Rome, Ga./Navy Prep
8	Demarcus Williams	WR	6-0	195	Jr.	Gainestown, Ala./Minnesota	55	Kyle Miskelley	OL	6-1	300	R-Jr.	Trussville, Ala./Minot State
9	Tyrin Summers	WR	5-9	185	Jr.	Clewiston, Fla./Cincinnati	56	Malcolm White	OL	6-7	315	Sr.	Johnson City, Tenn./Science Hill
10	Lamerick Tucker	WR	5-11	170	R-Fr.	Cleveland, Tenn./Bradley Central	60	Victor Ulmo	K	5-8	200	Jr.	Chattanooga, Tenn./Baylor School
11	Gio Richardson	QB	6-1	200	Fr.	Wellington, Fla./Dwyer	61	Gabe Boring	P	5-11	165	So.	Pikeville, Tenn./Bledsoe County
12	Kanore McKinnon	WR	6-3	200	Jr.	Dillon, S.C./Georgia Military College	62	Chris Barnes	OL	6-3	295	Jr.	Leesburg, Ga./Georgia
13	Kohl Henke	DB	6-2	195	R-Fr.	Chattanooga, Tenn./Boyd Buchanan	65	Gabe Dew	OL	6-5	290	Jr.	Knoxville, Tenn./Hardin Valley Academy
14	Jordan Jones	DB	5-10	175	Jr.	Smyrna, Tenn./Smyrna	67	Noah Ramsey	OL	6-3	295	Jr.	Dalton, Ga./Louisiana-Monroe
15	Kameron Brown	DB	5-11	185	Fr.	Mobile, Ala./Theodore	68	Thomas Burks	K	6-0	175	R-Fr.	Murfreesboro, Tenn./Blackman
15	Tavian Kinnard	WR	6-0	180	R-Fr.	Nashville, Tenn./Ensworth	69	Cole Strange	OL	6-5	290	Jr.	Knoxville, Tenn./Farragut
16	Dominic Caldwell	QB	6-3	180	Jr.	Sarasota, Fla./FIU	70	Ryan Blackstone	OL	6-3	275	So.	Tyronne, Ga./Heritage School
16	Cameron Turner	DB	5-10	180	Sr.	Munford, Ala./Nevada	71	Brock Bethea	OL	6-5	300	Fr.	Pinson, Ala./Clay-Chalkville
17	Chris James	QB	6-3	220	Sr.	Elijay, Ga./Hutchinson (Kan.) CC	72	Mason Russell	OL	6-1	270	R-Fr.	Roswell, Ga./Fellowship Christian
18	Aaron Floyd	DB	5-10	195	Sr.	Florence, Ky./Louisville	73	Cameron Perry	OL	6-5	250	Fr.	Byron, Ga./Peach County
19	Bryce Nunnelly	WR	6-2	190	Jr.	Cleveland, Tenn./Walker Valley	74	Sam Hall	OL	6-6	255	Fr.	Logan, Ohio/Logan
20	Kayne Roberts	LB	6-2	220	So.	Greenback, Tenn./North Carolina	75	Harrison Moon	OL	6-5	290	Sr.	Signal Mountain, Tenn./Mississippi State
21	D.J. Jackson	DB	6-1	185	Jr.	Fort White, Fla./Fort White	78	Brian Marshall	OL	6-2	360	Sr.	Marietta, Ga./Marietta
22	Lance Jackson	RB	5-10	185	Fr.	Norcross, Ga./Norcross	81	Andrew Manning	WR	6-2	195	R-Fr.	Chattanooga, Tenn./Ooltewah
23	Tyrell Price	RB	6-0	220	Sr.	Abbeville, Miss./East Mississippi CC	82	Jacob Webster	TE	6-2	230	Jr.	Nashville, Tenn./Christ Presbyterian
24	Darius Clark	DB	5-8	150	R-So.	Clarksville, Tenn./Kenwood	83	Jordan Giberti	TE	6-3	240	Jr.	Gainesville, Fla./Tennessee Tech
25	Zay Brown	DB	6-0	205	So.	Athens, Ga./South Carolina	84	Gage Upshaw	TE	6-3	235	So.	Chattanooga, Tenn./Air Force Prep
26	Zach Pfeifer	WR	6-1	185	Jr.	Nashville, Tenn./Father Ryan	85	Kristopher Bowman	TE	6-4	210	Fr.	Chattanooga, Tenn./McCallie School
27	Jerrell Lawson	DB	6-2	195	Jr.	Brundidge, Ala./Pike County	86	Avery Williams	WR	6-1	175	Fr.	Brentwood, Tenn./Brentwood
28	Adrian King	DB	5-10	195	Sr.	Montgomery, Ala./Lee	87	Jack Keebler	TE	6-3	225	Jr.	Chattanooga, Tenn./Boyd-Buchanan
29	Jay Person	LB	6-2	220	Fr.	Cleveland, Tenn./Appalachian State	88	Juwan Tyus	WR	6-4	220	So.	Verbena, Ala./Verbena
30	Kam Jones	LB	5-11	225	So.	Gwinnett, Ga./Louisville	89	Cameron West	DL	6-2	230	R-Fr.	Manchester, Tenn./Coffey County
31	Brandon Gregory	RB	6-1	195	Fr.	Venice, Fla./Venice	90	Devonsha Maxwell	DL	6-2	270	So.	Valdosta, Ga./Valdosta
32	Ailym Ford	RB	5-9	205	Fr.	Florence, S.C./West Florence	91	Marlon Taylor	DL	6-3	275	Fr.	Brunswick, Ga./Glynn Academy
33	Alec Boruff	DB	6-1	185	Fr.	Knoxville, Tenn./Webb School	92	Telvin Jones	DL	6-2	290	Sr.	Irvington, Ala./Alma Bryant
34	Daniel Brent	LB	6-1	190	Fr.	Madison, Ala./Madison Academy	93	Mychal Austin	DL	6-2	250	R-Fr.	Apopka, Fla./Apopka
35	Jonathan Stovall	RB	5-9	205	Sr.	Tulahoma, Tenn./Carson-Newman	94	Dantrell Barkley	DL	6-4	285	Jr.	Kannapolis, N.C./Charlotte
36	Christian Snyder	LB	6-1	220	So.	Spring Hill, Tenn./Summit	95	Cole Johnson	OL	6-2	290	So.	Chattanooga, Tenn./Baylor
37	Jelen Lee	DB	6-0	175	Fr.	Florence, Ala./Florence	96	Tristan Mann	DL	6-2	265	Sr.	Tyronne, Ga./Georgia Southern
38	Austin Collier	DL	6-0	230	R-So.	Nashville, Tenn./Bethel	97	Tavi McLean	DL	6-3	255	R-Fr.	Lewisburg, Tenn./Marshall County
39	Blake Lea	DB	6-1	195	Sr.	Mt. Juliet, Tenn./Bethel	98	Christian Smith	DL	6-2	290	R-So.	Trussville, Ala./Tennessee Tech
40	Marshall Cooper	LB	6-0	225	Sr.	Hixson, Tenn./Carson-Newman	99	Evan Brown	DL	6-4	230	Fr.	Trenton, Ohio/Edgewood
41	Colin Brewer	K	6-3	220	Fr.	Chattanooga, Tenn./Baylor School							
42	Justin Sanders	LB	6-0	205	Fr.	Atlanta, Ga./North Atlanta							
43	Torrez Finney	FB	5-8	230	Jr.	Macon, Ga./Jones County							
44	Khayyan Edwards	DL	6-3	245	Sr.	Macon, Ga./Westside							

#SoConFB



CHATTANOOGA WIDE RECEIVER BRYCE NUNNELLY

CHATTANOOGA MOCS

Basic information

Location: Chattanooga, Tenn.
 Founded: 1886
 Enrollment: 11,667
 Nickname: Mocs
 Colors: Navy, Old Gold and Silver
 Chancellor: Dr. Steve Angle
 Director of athletics: Mark Wharton
 Stadium: Finley Stadium
 Capacity: 20,668

Media relations

Football contact: Jay Blackman
 Email: jay-blackman@utc.edu
 Office: 423-425-5292
 Cell: 423-598-6953
 Press box phone: 423-757-9322
 Website: GoMocs.com

Team information

2018 record: 6-5
 SoCon record: 4-4 (t-5th)
 Home: 3-2
 Away: 3-3
 Lettermen returning/lost: 49/23
 Off. starters returning/lost: 9/2
 Def. starters returning/lost: 6/5
 Specialists returning/lost: 2/1
 Basic offense Multiple
 Basic defense Multiple



Jay Blackman
Football SID

SoCon titles (7)

1977, 1978, 1979, 1984, 2013, 2014, 2015

FCS Playoff appearances (4)

1984, 2014, 2015, 2016

2019 SCHEDULE

Aug. 29 (7 p.m.)
Eastern Illinois
 (ESPN3 or +)



Oct. 17 (7 p.m.)
ETSU*
 (ESPN3 or +)



Sept. 7 (7 p.m.)
at Jacksonville State
 (ESPN+)



Oct. 26 (1:30 p.m.)
at Wofford*
 (Nexstar/ESPN3 or +)



Sept. 14 (12 p.m.)
at Tennessee
 (TBD)



Nov. 2 (2 p.m.)
Furman*
 (ESPN3 or +)



Sept. 21 (4 p.m.)
James Madison
 (ESPN3 or +)



Nov. 9 (TBA)
at Samford*
 (ESPN3 or +)



Sept. 28 (4 p.m.)
Western Carolina*
 (ESPN3 or +)



Nov. 16 (2 p.m.)
The Citadel*
 (ESPN3 or +)



Oct. 5 (TBA)
at Mercer*
 (ESPN3 or +)



Nov. 23 (1:30 p.m.)
at VMI*
 (Nexstar/ESPN3 or +)



* Southern Conference game



**CHATTANOOGA DEFENSIVE BACK
 BRANDON DOWDELL**



CHATTANOOGA



2018 INDIVIDUAL STATISTICS

RUSHING	GP	Att	Gain	Loss	Net	Avg	TD	Long	Avg/G
Tyrell Price	11	190	739	42	697	3.7	9	40	63.4
Nick Tiano	11	85	383	144	239	2.8	1	33	21.7
Alex Trotter	10	35	190	11	179	5.1	1	63	17.9
DeJuan McQuarters	8	1	2	0	2	2.0	0	2	0.2
Bryce Nunnally	11	1	0	7	-7	-7.0	0	0	-0.6
Lamerick Tucker	3	2	0	12	-12	-6.0	0	0	-4.0
TEAM	6	9	0	16	-16	-1.8	0	0	-2.7
Total.....	11	323	1314	232	1082	3.3	11	63	98.4
Opponents.....	11	451	2029	225	1804	4.0	15	66	164.0

PASSING	GP	Effic	Cmp-Att-Int	Pct	Yards	TD	Long	Avg/G
Nick Tiano	11	131.54	233-378-6	61.6	2699	15	89	245.4
Bryce Nunnally	11	446.80	1-1-0	100.0	2	1	2	0.2
Total.....	11	132.37	234-379-6	61.7	2701	16	89	245.5
Opponents.....	11	120.37	191-328-11	58.2	2217	12	61	201.5

RECEIVING	G	No.	Yds	Avg	TD	Lg	Avg/G	SCORING	TD	FGs	Kick	Rush	Rcv	Pass	DXP	Saf	Pts
Bryce Nunnally	11	79	1237	15.7	7	89	112.5	Victor Ulmo	0	13-19	25-26	0-0	0	0-0	0	0	64
Wil Young	11	46	524	11.4	4	63	47.6	Tyrell Price	10	0-0	0-0	0-0	0	0-0	0	0	60
Tyrell Price	11	42	278	6.6	1	30	25.3	Bryce Nunnally	7	0-0	0-0	0-0	0	1-1	0	0	42
Joseph Parker	11	40	437	10.9	2	46	39.7	Wil Young	4	0-0	0-0	0-0	0	0-0	0	0	24
Bingo Morton	10	13	124	9.5	1	21	12.4	Nick Tiano	2	0-0	0-0	0-0	0	0-0	0	0	12
Alex Trotter	10	5	31	6.2	0	15	3.1	Joseph Parker	2	0-0	0-0	0-0	0	0-0	0	0	12
Jacob Webster	11	3	29	9.7	0	19	2.6	Jerrell Lawson	1	0-0	0-0	0-0	0	0-0	0	1	8
DeJuan McQuarters	8	2	18	9.0	0	14	2.2	Alex Trotter	1	0-0	0-0	0-0	0	0-0	0	0	6
Jordan Giberti	9	2	13	6.5	0	13	1.4	Bingo Morton	1	0-0	0-0	0-0	0	0-0	0	0	6
Gage Upshaw	6	1	8	8.0	0	8	1.3	Jordan Giberti	0	0-0	0-0	0-0	0	0-0	0	0	2
Nick Tiano	11	1	2	2.0	1	2	0.2	Thomas Burks	0	0-2	0-1	0-0	0	0-0	0	0	0
Total.....	11	234	2701	11.5	16	89	245.5	Total.....	28	13-21	25-27	0-0	1	1-1	0	1	236
Opponents.....	11	191	2217	11.6	12	61	201.5	Opponents.....	29	10-16	27-28	0-0	0	0-1	0	0	231

PUNT RETURNS	No.	Yards	Avg	TD	Long	TOTAL OFFENSE	GP	Plays	Rush	Pass	Total	Avg/G
Joseph Parker	5	19	3.8	0	10	Nick Tiano	11	463	239	2699	2938	267.1
Brandon Dowdell	3	9	3.0	0	9	Tyrell Price	11	190	697	0	697	63.4
D.J. Jackson	1	-1	-1.0	0	0	Alex Trotter	10	35	179	0	179	17.9
Cody Swabek	1	5	5.0	0	0	DeJuan McQuarters	8	1	2	0	2	0.2
Bryce Nunnally	1	0	0.0	0	0	Bryce Nunnally	11	2	-7	2	-5	-0.5
Total.....	11	32	2.9	0	10	Lamerick Tucker	3	2	-12	0	-12	-4.0
Opponents.....	18	176	9.8	0	37	TEAM	6	9	-16	0	-16	-2.7

INTERCEPTIONS	No.	Yards	Avg	TD	Long	PUNTING	No.	Yds	Avg	Long	TB	FC	I20	Blkd
Kareem Orr	4	67	16.8	0	29	Colin Brewer	46	1793	39.0	54	0	16	10	1
Brandon Dowdell	3	67	22.3	0	50	Nick Tiano	2	30	15.0	22	0	0	1	0
D.J. Jackson	1	24	24.0	0	24	TEAM	1	0	0.0	0	0	0	0	0
Derek Mahaffey	1	59	59.0	0	59	Total.....	49	1823	37.2	54	0	16	11	1
Marshall Cooper	1	41	41.0	0	41	Opponents.....	47	1790	38.1	52	4	20	17	1
Jerrell Lawson	1	26	26.0	1	26	KICKOFFS	No.	Yds	Avg	TB	OB	Retn	Net	YdLn
Total.....	11	284	25.8	1	59	Gabe Boring	50	2760	55.2	6	1			
Opponents.....	6	112	18.7	2	33	Total.....	50	2760	55.2	6	1	591	40.4	24

KICK RETURNS	No.	Yards	Avg	TD	Long	Opponents.....	No.	Yards	Avg	TD	Long	
Nick Tiano	12	208	17.3	0	29	6	112	18.7	2	33		
Cody Swabek	1	0	0.0	0	0							
Total.....	13	208	16.0	0	29							
Opponents.....	28	591	21.1	0	91							

TACKLES	GP	Solo	Ast	Total	TFL/Yds	Sacks/Yds
Marshall Cooper	11	46	52	98	3.0-16	2.5-12
Isaiah Mack	11	39	39	78	11.0-66	8.5-62
Derek Mahaffey	10	34	28	62	4.0-11	1.5-8
Jerrell Lawson	11	41	12	53	4.5-16	2.5-9
Michael Bean	8	25	27	52	0.5-1	.
Khayyan Edwards	11	15	31	46	5.0-14	2.0-9
Kareem Orr	11	34	11	45	1.5-4	.
Brandon Dowdell	10	24	16	40	3.0-6	0.5-1
Hawk Schrider	11	19	18	37	6.0-18	3.5-15
D.J. Jackson	11	27	10	37	2.0-7	1.0-6
Total.....	11	451	342	793	57-230	30-170
Opponents.....	11	421	214	635	62.0-238	17-128

ALL PURPOSE	GP	Rush	Rcv	PR	KR	IR	Total	Avg/G
Bryce Nunnally	11	-7	1237	0	0	0	1230	111.8
Tyrell Price	11	697	278	0	0	0	975	88.6
Joseph Parker	11	0	437	19	208	0	664	60.4
Wil Young	11	0	524	0	0	0	524	47.6
Nick Tiano	11	239	2	0	0	0	241	21.9
Total.....	11	1082	2701	32	208	284	4307	391.5
Opponents.....	11	1804	2217	176	591	112	4900	445.5

FIELD GOALS	Made-Att	Pct	01-19	20-29	30-39	40-49	50-99	Long	Blkd
Victor Ulmo	13-19	68.4	1-1	5-5	6-8	1-5	0-0	42	1
Thomas Burks	0-2	0.0	0-0	0-0	0-0	0-2	0-0	0	0

2018 TEAM STATISTICS

TEAM STATISTICS	UTC	OPP
SCORING	236	231
Points Per Game	21.5	21.0
FIRST DOWNS	200	224
Rushing	62	98
Passing	109	104
Penalty	29	22
RUSHING YARDAGE	1082	1804
Yards gained rushing	1314	2029
Yards lost rushing	232	225
Rushing Attempts	323	451
Average Per Rush	3.3	4.0
Average Per Game	98.4	164.0
TDs Rushing	11	15
PASSING YARDAGE	2701	2217
Comp-Att-Int	234-379-6	191-328-11
Average Per Pass	7.1	6.8
Average Per Catch	11.5	11.6
Average Per Game	245.5	201.5
TDs Passing	16	12
TOTAL OFFENSE	3783	4021
Total Plays	702	779
Average Per Play	5.4	5.2
Average Per Game	343.9	365.5
KICK RETURNS: #-Yards	13-208	28-591
PUNT RETURNS: #-Yards	11-32	18-176
INT RETURNS: #-Yards	11-284	6-112
KICK RETURN AVERAGE	16.0	21.1
PUNT RETURN AVERAGE	2.9	9.8
INT RETURN AVERAGE	25.8	18.7
FUMBLES-LOST	14-8	18-9
PENALTIES-Yards	70-614	70-674
Average Per Game	55.8	61.3
PUNTS-Yards	49-1823	47-1790
Average Per Punt	37.2	38.1
Net punt average	33.6	35.3
TIME OF POSSESSION/Game	30:30	29:30
3RD-DOWN Conversions	59/150	64/163
3rd-Down Pct	39%	39%
4TH-DOWN Conversions	7/16	15/27
4th-Down Pct	44%	56%
SACKS BY-Yards	30-170	17-128
MISC YARDS	0	0
TOUCHDOWNS SCORED	28	29
FIELD GOALS-ATTEMPTS	13-21	10-16
ON-SIDE KICKS	0-1	1-1
RED-ZONE SCORES	(30-36) 83%	(26-39) 67%
RED-ZONE TOUCHDOWNS	(19-36) 53%	(18-39) 46%
PAT-ATTEMPTS	(25-27) 93%	(27-28) 96%
ATTENDANCE	43761	106293
Games/Avg Per Game	5/8752	6/17716

SCORE BY QUARTERS

	1st	2nd	3rd	4th	OT	Total
UTC	66	58	54	50	8	236
OPP	56	78	20	70	7	231



2018 RESULTS (6-5, 4-4 SOCON; T-5TH)

Date	Opponent	W/L	Score	Attendance
Aug. 30	TENNESSEE TECH	W	34-10	9,020
Sept. 8	*at The Citadel	W (OT)	29-28	8,076
Sept. 15	at UT Martin	W	34-24	4,414
Sept. 22	*SAMFORD	W	27-20	10,469
Sept. 29	*at ETSU	L	14-17	9,277
Oct. 6	*WOFFORD	L	10-21	8,010
Oct. 13	*at Western Carolina	W	26-6	7,362
Oct. 27	*VMI	W	34-27	8,201
Nov. 3	*at Furman	L	10-16	4,332
Nov. 10	*MERCER	L	9-13	8,061
Nov. 17	at South Carolina	L	9-49	72,832

* Southern Conference game

2018 TEAM GAME-BY-GAME

Date	Opponent	Rushing				Receiving				Passing				Kick returns				Punt returns				Total off	
		No.	Yds	TD	Lg	No.	Yds	TD	Lg	Cmp	Att	Int	Yds	TD	Lg	No	Yds	TD	Lg	No	Yds		TD
Aug. 30	TENNESSEE TECH	30	137	1	40	21	318	2	89	21	32-1	318	2	89	1	13	0	13	2	-4	0	0	455
Sept. 8	at The Citadel	27	105	2	16	16	347	2	76	16	28-1	347	2	76	2	38	0	28	0	0	0	0	452
Sept. 15	at UT Martin	35	153	2	40	20	208	2	42	20	24-0	208	2	42	0	0	0	0	0	0	0	0	361
Sept. 22	SAMFORD	28	86	1	33	16	297	2	55	16	35-0	297	2	55	1	21	0	21	0	0	0	0	383
Sept. 29	at ETSU	27	49	1	18	32	272	1	31	32	56-0	272	1	31	1	15	0	15	1	3	0	3	321
Oct. 6	WOFFORD	16	21	0	9	21	165	1	14	21	33-1	165	1	14	1	16	0	16	1	4	0	4	186
Oct. 13	at Western Carolina	37	138	1	29	23	210	2	28	23	29-0	210	2	28	1	8	0	8	0	0	0	0	348
Oct. 27	VMI	38	109	3	19	21	285	2	64	21	35-1	285	2	64	3	40	0	20	2	8	0	9	394
Nov. 3	at Furman	23	86	0	25	25	154	1	13	25	37-1	154	1	13	0	0	0	0	1	10	0	10	240
Nov. 10	MERCER	38	120	0	63	21	189	0	50	21	33-0	189	0	50	3	57	0	29	4	11	0	5	309
Nov. 17	at South Carolina	24	78	0	20	18	256	1	57	18	37-1	256	1	57	0	0	0	0	0	0	0	0	334
	Totals	323	1082	11	63	234	2701	16	89	234	379-6	2701	16	89	13	208	0	29	11	32	0	10	3783
	Opponent	451	1804	15	66	191	2217	12	61	191	328-11	2217	12	61	28	591	0	91	18	176	0	37	4021

Games played: 11
 Avg per rush: 3.3
 Avg per catch: 11.5
 Pass efficiency: 132.37
 Kick ret avg: 16.0
 Punt ret avg: 2.9
 All purpose avg/game: 391.5
 Total offense avg/gm: 343.9

Date	Opponent	Tackles				Sacks		Fumble		Pass defense			Blkd Kick	PAT attempts				Pts
		Solo	Asst	Total	TFL-Yds	No-Yds	FF	FR-Yds	Int-Yds	QBH	Brk	Att-Mad		Run	Rcv	Saf		
Aug. 30	TENNESSEE TECH	45	18	63	7.0-20	2.0-14	1	1-0	2-26	5	5	0	4-4	0	0	0	34	
Sept. 8	at The Citadel	35	84	119	2.0-9	1.0-8	2	2-0	0-0	2	0	0	3-3	0	1	0	29	
Sept. 15	at UT Martin	35	56	91	8.0-28	5.0-22	1	0-0	2-35	4	6	0	4-4	0	0	0	34	
Sept. 22	SAMFORD	56	18	74	2.0-4	1.0-3	2	1-0	3-75	8	3	0	3-3	0	0	0	27	
Sept. 29	at ETSU	26	30	56	9.0-22	4.0-13	0	0-0	1-11	4	5	0	2-2	0	0	0	14	
Oct. 6	WOFFORD	55	28	83	1.0-1	0.0-0	2	1-12	0-0	0	0	0	1-1	0	0	0	10	
Oct. 13	at Western Carolina	25	32	57	9.0-43	4.0-24	1	2-28	1-28	2	4	0	3-3	0	0	1	26	
Oct. 27	VMI	46	10	56	9.0-49	7.0-44	3	0-0	1-50	4	8	0	5-4	0	0	0	34	
Nov. 3	at Furman	39	34	73	2.0-11	2.0-11	3	2-0	0-0	2	2	0	1-1	0	0	0	10	
Nov. 10	MERCER	31	14	45	4.0-22	2.0-16	1	0-0	1-59	4	6	1	0-0	0	0	0	9	
Nov. 17	at South Carolina	58	18	76	4.0-21	2.0-15	0	0-0	0-0	3	2	0	1-0	0	0	0	9	
	Totals	451	342	793	57.0-230	30.0-170	16	9-40	11-284	38	41	1	27-25	0	1	1	236	
	Opponent	421	214	635	62.0-238	17.0-128	10	8-15	6-112	43	47	3	28-27	0	0	0	231	

Date	Opponent	Punting								Field goals			Kickoffs					
		No	Yds	Avg	Long	Blkd	TB	FC	50+	120	Att-Made	Lg	Blkd	No	Yds	Avg	TB	OB
Aug. 30	TENNESSEE TECH	7	266	38.0	47	0	0	2	0	2	2-2	37	0	7	417	59.6	3	0
Sept. 8	at The Citadel	2	29	14.5	29	1	0	0	0	0	2-0	0	0	4	230	57.5	0	0
Sept. 15	at UT Martin	2	89	44.5	51	0	0	1	2	2-2	31	0	7	372	53.1	2	0	
Sept. 22	SAMFORD	4	126	31.5	39	0	0	1	0	2-2	30	0	6	344	57.3	0	0	
Sept. 29	at ETSU	7	240	34.3	52	0	0	4	1	1-0	0	0	3	177	59.0	0	1	
Oct. 6	WOFFORD	5	215	43.0	54	0	0	0	1	3	1-1	42	0	3	158	52.7	0	0
Oct. 13	at Western Carolina	5	199	39.8	52	0	0	4	1	1-1	39	0	5	296	59.2	0	0	
Oct. 27	VMI	2	82	41.0	48	0	0	0	1	1-0	0	0	6	348	58.0	1	0	
Nov. 3	at Furman	3	122	40.7	48	0	0	0	1	1-1	23	0	2	74	37.0	0	0	
Nov. 10	MERCER	7	260	37.1	49	0	0	5	0	5-3	38	0	4	233	58.2	0	0	
Nov. 17	at South Carolina	5	195	39.0	50	0	0	1	1	3-1	36	1	3	111	37.0	0	0	
	Totals	49	1823	37.2	54	1	0	16	5	11	21-13	42	1	50	2760	55.2	6	1
	Opponent	47	1790	38.1	52	1	4	20	4	17	16-10	50	0	47	2780	59.1	24	1



CHATTANOOGA

CHATTANOOGA VS. 2019 OPPONENTS

Eastern Illinois 0, Chattanooga 0

First meeting

Adam Cushing vs. UTC: 0-0

Rusty Wright vs. EIU: 0-0

Chattanooga 26, Jacksonville State 15

At JSU: Series tied 5-5

At UTC: UTC leads 21-9

At neutral sites: JSU leads 1-0

John Grass vs. UTC: 4-0

Rusty Wright vs. JSU: 0-0

Last JSU win: 27-13 in 2017

Last UTC win: 38-17 in 2011

Longest JSU streak: 5 (2012-17)

Longest UTC streak: 9 (1956-74)

Last 10 meetings: JSU leads 9-1

Current streak: JSU has won five

Largest JSU win: 65-20 in 2004

Largest UTC win: 72-3 in 1926

Year	Winner	Score	Site
1904	UTC	5-0	Chattanooga, Tenn.
1924	JSU	14-13	Chattanooga, Tenn.
1925	UTC	40-0	Chattanooga, Tenn.
1926	UTC	72-3	Chattanooga, Tenn.
1953	UTC	39-0	Chattanooga, Tenn.
1954	UTC	24-0	Chattanooga, Tenn.
1955	JSU	12-0	Chattanooga, Tenn.
1956	UTC	26-0	Chattanooga, Tenn.
1957	UTC	15-7	Chattanooga, Tenn.
1958	UTC	55-0	Chattanooga, Tenn.
1959	UTC	19-0	Chattanooga, Tenn.
1960	UTC	35-0	Chattanooga, Tenn.
1961	UTC	13-7	Chattanooga, Tenn.
1963	UTC	14-0	Chattanooga, Tenn.
1964	UTC	21-0	Chattanooga, Tenn.
1965	UTC	14-6	Chattanooga, Tenn.
1966	JSU	19-10	Chattanooga, Tenn.
1967	UTC	51-0	Chattanooga, Tenn.
1968	UTC	32-14	Jacksonville, Ala.
1970	JSU	40-6	Chattanooga, Tenn.
1974	UTC	13-9	Chattanooga, Tenn.
1975	JSU	24-6	Jacksonville, Ala.
1976	UTC	14-7	Chattanooga, Tenn.
1977	UTC	18-14	Jacksonville, Ala.
1978	UTC	28-21	Chattanooga, Tenn.
1980	UTC	16-13	Jacksonville, Ala.
1981	UTC	10-3	Chattanooga, Tenn.
1982	UTC	28-0	Jacksonville, Ala.
1983	UTC	13-6	Chattanooga, Tenn.
2004	JSU	65-20	Chattanooga, Tenn.
2005	UTC	21-18	Jacksonville, Ala.
2006	JSU	13-10	Chattanooga, Tenn.
2007	JSU	33-19	Jacksonville, Ala.
2008	JSU	31-3	Chattanooga, Tenn.
2010	JSU	21-17	Jacksonville, Ala.
2011	UTC	38-17	Chattanooga, Tenn.
2012	JSU	27-24	Jacksonville, Ala.
2014	JSU	26-23 (OT)	Chattanooga, Tenn.
2015	JSU	23-20	Chattanooga, Tenn.
2015*	JSU	41-35 (OT)	Jacksonville, Ala.
2017	JSU	27-13	Montgomery, Ala.

*NCAA Playoffs

Tennessee 36, Chattanooga 2, 2 ties

At UT: UT leads 30-1-1

At UTC: UT leads 6-1-1

Jeremy Pruitt vs. UTC: 0-0

Rusty Wright vs. UT: 0-0

Last UT win: 45-10 in 2014

Last UTC win: 14-6 in 1958

Longest UT streak: 24 (1913-57)

Longest UTC streak: 1 (1905, 1958)

Last 10 meetings: UT leads 9-1

Current streak: UT has won nine

Largest UT win: 67-0 in 1914

Largest UTC win: 14-6 in 1958

Year	Winner	Score	Site
1904	UT	23-0	Chattanooga, Tenn.
1905	UTC	5-0	Chattanooga, Tenn.
1907	UT	57-0	Knoxville, Tenn.
1908	UT	35-5	Knoxville, Tenn.
1909	Tie	0-0	Chattanooga, Tenn.
1910	Tie	6-6	Knoxville, Tenn.

1913	UT	21-0	Knoxville, Tenn.
1914	UT	67-0	Knoxville, Tenn.
1916	UT	12-7	Chattanooga, Tenn.
1920	UT	35-0	Chattanooga, Tenn.
1921	UT	21-0	Knoxville, Tenn.
1929	UT	20-0	Chattanooga, Tenn.
1932	UT	13-0	Chattanooga, Tenn.
1936	UT	13-0	Knoxville, Tenn.
1938	UT	45-0	Knoxville, Tenn.
1939	UT	28-0	Chattanooga, Tenn.
1940	UT	53-0	Knoxville, Tenn.
1945	UT	30-0	Knoxville, Tenn.
1946	UT	47-7	Knoxville, Tenn.
1947	UT	26-7	Knoxville, Tenn.
1948	UT	26-0	Knoxville, Tenn.
1949	UT	39-7	Knoxville, Tenn.
1950	UT	41-0	Knoxville, Tenn.
1951	UT	42-13	Knoxville, Tenn.
1952	UT	26-6	Knoxville, Tenn.
1953	UT	40-7	Knoxville, Tenn.
1954	UT	20-14	Knoxville, Tenn.
1955	UT	13-0	Knoxville, Tenn.
1956	UT	42-20	Knoxville, Tenn.
1957	UT	28-13	Knoxville, Tenn.
1958	UTC	14-6	Knoxville, Tenn.
1959	UT	23-0	Knoxville, Tenn.
1960	UT	35-0	Knoxville, Tenn.
1961	UT	20-7	Knoxville, Tenn.
1962	UT	48-14	Knoxville, Tenn.
1963	UT	49-7	Knoxville, Tenn.
1964	UT	10-6	Knoxville, Tenn.
1966	UT	28-10	Knoxville, Tenn.
1969	UT	31-0	Knoxville, Tenn.
2014	UT	45-10	Knoxville, Tenn.

James Madison 0, Chattanooga 0

First meeting

Curt Cignetti vs. UTC: 0-0

Rusty Wright vs. JMU: 0-0

Chattanooga 28, Western Carolina 17

At UTC: UTC leads 15-6

At WCU: UTC leads 13-11

Rusty Wright vs. WCU: 0-0

Mark Speir vs. UTC: 1-6

Last UTC win: 26-6 in 2018

Last WCU win: 45-7 in 2017

Longest UTC streak: 8 (2009-16)

Longest WCU streak: 4 (1991-94)

Last 10 meetings: UTC leads 9-1

Current streak: UTC has won one

Largest UTC win: 51-0 in 2014

Largest WCU win: 53-15 in 1994; 45-7 in 2017

Year	Winner	Score	Site
1973	WCU	14-0	Cullowhee, N.C.
1975	UTC	27-6	Chattanooga, Tenn.
1976	UTC	28-14	Cullowhee, N.C.
1977	UTC	21-10	Cullowhee, N.C.
1978	WCU	31-21	Chattanooga, Tenn.
1979	UTC	42-35	Cullowhee, N.C.
1980	UTC	39-14	Chattanooga, Tenn.
1981	WCU	24-10	Cullowhee, N.C.
1982	WCU	20-0	Cullowhee, N.C.
1983	WCU	25-15	Cullowhee, N.C.
1984	UTC	10-6	Chattanooga, Tenn.
1985	UTC	23-3	Cullowhee, N.C.
1986	UTC	34-7	Chattanooga, Tenn.
1987	UTC	13-11	Cullowhee, N.C.
1988	UTC	19-14	Chattanooga, Tenn.
1989	WCU	26-20	Cullowhee, N.C.
1990	UTC	23-21	Chattanooga, Tenn.
1991	WCU	27-24	Cullowhee, N.C.
1992	WCU	44-13	Chattanooga, Tenn.
1993	WCU	41-10	Chattanooga, Tenn.
1994	WCU	53-15	Cullowhee, N.C.
1995	UTC	35-14	Chattanooga, Tenn.
1996	UTC	20-6	Cullowhee, N.C.
1997	UTC	24-21	Chattanooga, Tenn.
1998	WCU	24-21	Cullowhee, N.C.
1999	UTC	56-28	Chattanooga, Tenn.
2000	WCU	41-36	Cullowhee, N.C.
2001	WCU	21-3	Chattanooga, Tenn.
2002	WCU	45-28	Cullowhee, N.C.

2003	UTC	38-0	Chattanooga, Tenn.
2004	UTC	27-24	Cullowhee, N.C.
2005	WCU	38-20	Chattanooga, Tenn.
2006	UTC	20-17 (OT)	Cullowhee, N.C.
2007	UTC	39-21	Chattanooga, Tenn.
2008	WCU	27-7	Cullowhee, N.C.
2009	UTC	24-20	Chattanooga, Tenn.
2010	UTC	27-21	Cullowhee, N.C.
2011	UTC	51-7	Chattanooga, Tenn.
2012	UTC	45-24	Cullowhee, N.C.
2013	UTC	42-21	Chattanooga, Tenn.
2014	UTC	51-0	Cullowhee, N.C.
2015	UTC	41-13	Chattanooga, Tenn.
2016	UTC	38-25	Cullowhee, N.C.
2017	WCU	45-7	Chattanooga, Tenn.
2018	UTC	26-6	Cullowhee, N.C.

Chattanooga 19, Mercer 9, 1 tie

At MER: MER leads 6-3

At UTC: UTC leads 16-3-1

Bobby Lamb vs. UTC: 11-3 (8-1 FUR, 3-2 MER)

Rusty Wright vs. MER: 0-0

Last MER win: 13-9 in 2018

Last UTC win: 52-31 in 2016

Longest MER streak: 2 (1923-24; 1932-33; 2017-18)

Longest UTC streak: 8 (1935-2014)

Last 10 meetings: UTC leads 7-3

Current streak: MER has won two

Largest MER win: 33-0 in 1924

Largest UTC win: 49-0 in 1916

Year	Winner	Score	Site
1909	MER	10-2	Macon, Ga.
1910	UTC	6-0	Macon, Ga.
1914	UTC	16-0	Macon, Ga.
1915	UTC	20-6	Chattanooga, Tenn.
1916	UTC	49-0	Chattanooga, Tenn.
1920	UTC	20-0	Chattanooga, Tenn.
1921	MER	18-0	Macon, Ga.
1922	UTC	13-6	Chattanooga, Tenn.
1923	MER	18-3	Macon, Ga.
1924	MER	33-0	Macon, Ga.
1925	UTC	12-7	Chattanooga, Tenn.
1929	UTC	7-0	Macon, Ga.
1930	UTC	8-6	Chattanooga, Tenn.
1931	UTC	27-19	Chattanooga, Tenn.
1932	MER	25-0	Chattanooga, Tenn.
1933	MER	7-0	Chattanooga, Tenn.
1934	Tie	13-13	Chattanooga, Tenn.
1935	UTC	12-7	Chattanooga, Tenn.
1936	UTC	6-0	Chattanooga, Tenn.
1937	UTC	19-7	Chattanooga, Tenn.
1938	UTC	9-7	Chattanooga, Tenn.
1939	UTC	21-18	Chattanooga, Tenn.
1940	UTC	20-6	Chattanooga, Tenn.
1941	UTC	40-13	Chattanooga, Tenn.
2014	UTC	38-31	Chattanooga, Tenn.
2015	MER	17-14	Macon, Ga.
2016	UTC	52-31	Chattanooga, Tenn.
2017	MER	30-10	Macon, Ga.
2018	MER	13-9	Chattanooga, Tenn.

Chattanooga 22, ETSU 19, 1 tie

At ETSU: ETSU leads 11-8-1

At UTC: UTC leads 14-8

Randy Sanders vs. UTC: 1-0

Rusty Wright vs. ETSU: 0-0

Last ETSU win: 17-14 in 2018

Last UTC win: 10-3 in 2017

Longest ETSU streak: 5 (1992-96)

Longest UTC streak: 4 (1980-83)

Last 10 meetings: Series tied 5-5

Current streak: ETSU has won one

Largest ETSU win: 68-7 in 2003

Largest UTC win: 37-7 in 2016

Year	Winner	Score	Site
1961	UTC	27-6	Chattanooga, Tenn.
1962	UTC	14-13	Chattanooga, Tenn.
1963	ETSU	27-22	Chattanooga, Tenn.
1964	UTC	7-0	Chattanooga, Tenn.
1965	Tie	7-7	Johnson City, Tenn.
1967	UTC	15-14	Johnson City, Tenn.
1968	UTC	16-6	Chattanooga, Tenn.
1969	ETSU	17-13	Chattanooga, Tenn.



CHATTANOOGA VS. 2019 OPPONENTS

1970	ETSU	21-17	Johnson City, Tenn.
1971	UTC	28-14	Chattanooga, Tenn.
1972	ETSU	35-0	Johnson City, Tenn.
1973	UTC	26-21	Chattanooga, Tenn.
1975	UTC	21-13	Johnson City, Tenn.
1976	UTC	23-14	Chattanooga, Tenn.
1979	ETSU	35-0	Johnson City, Tenn.
1980	UTC	26-14	Chattanooga, Tenn.
1981	UTC	17-0	Johnson City, Tenn.
1982	UTC	27-6	Chattanooga, Tenn.
1983	UTC	13-10	Johnson City, Tenn.
1984	ETSU	12-0	Chattanooga, Tenn.
1985	UTC	12-0	Johnson City, Tenn.
1986	ETSU	18-17	Chattanooga, Tenn.
1987	ETSU	34-14	Johnson City, Tenn.
1988	UTC	33-10	Chattanooga, Tenn.
1989	ETSU	24-23	Johnson City, Tenn.
1990	UTC	22-3	Chattanooga, Tenn.
1991	UTC	43-26	Johnson City, Tenn.
1992	ETSU	27-24	Chattanooga, Tenn.
1993	ETSU	21-0	Johnson City, Tenn.
1994	ETSU	30-13	Chattanooga, Tenn.
1995	ETSU	38-9	Johnson City, Tenn.
1996	ETSU	28-24	Chattanooga, Tenn.
1997	UTC	17-14	Johnson City, Tenn.
1998	UTC	10-7	Chattanooga, Tenn.
1999	ETSU	28-14	Johnson City, Tenn.
2000	ETSU	24-22	Chattanooga, Tenn.
2001	ETSU	32-10	Johnson City, Tenn.
2002	UTC	27-10	Chattanooga, Tenn.
2003	ETSU	68-7	Johnson City, Tenn.
2016	UTC	37-7	Johnson City, Tenn.
2017	UTC	10-3	Chattanooga, Tenn.
2018	ETSU	17-14	Johnson City, Tenn.

Wofford 14, Chattanooga 11

At UTC: UTC leads 8-6

At WOF: WOF leads 8-3

Rusty Wright vs. WOF: 0-0

Josh Conklin vs. UTC: 1-0

Last UTC win: 20-17 in 2015

Last WOF win: 21-10 in 2018

Longest UTC streak: 5 (1927-98)

Longest WOF streak: 3, four times

Last 10 meetings: WOF leads 6-4

Current streak: WOF has won three

Largest UTC win: 38-7 in 1927

Largest WOF win: 55-0 in 2006

Year	Winner	Score	Site
1927	UTC	38-7	Chattanooga, Tenn.
1968	UTC	35-14	Spartanburg, S.C.
1969	UTC	28-23	Chattanooga, Tenn.
1997	UTC	20-17	Chattanooga, Tenn.
1998	UTC	31-3	Spartanburg, S.C.
1999	WOF	41-34	Chattanooga, Tenn.
2000	WOF	41-33	Spartanburg, S.C.
2001	UTC	29-26	Chattanooga, Tenn.
2002	WOF	27-21 (OT)	Spartanburg, S.C.
2003	WOF	42-14	Chattanooga, Tenn.
2004	WOF	56-21	Spartanburg, S.C.
2005	UTC	25-13	Chattanooga, Tenn.
2006	WOF	55-0	Spartanburg, S.C.
2007	WOF	42-16	Chattanooga, Tenn.
2008	WOF	56-7	Spartanburg, S.C.
2009	UTC	38-9	Chattanooga, Tenn.
2010	WOF	45-14	Spartanburg, S.C.
2011	WOF	28-27	Chattanooga, Tenn.
2012	WOF	16-13 (OT)	Spartanburg, S.C.
2013	UTC	20-10	Chattanooga, Tenn.
2014	UTC	31-13	Chattanooga, Tenn.
2015	UTC	20-17	Spartanburg, S.C.
2016	WOF	36-28	Chattanooga, Tenn.
2017	WOF	24-21 (2OT)	Spartanburg, S.C.
2018	WOF	21-10	Chattanooga, Tenn.

Furman 29, Chattanooga 19

At FUR: FUR leads 13-11

At UTC: FUR leads 16-8

Clay Hendrix vs. UTC: 2-0

Rusty Wright vs. FUR: 0-0

Last FUR win: 16-10 in 2018

Last UTC win: 21-14 in 2016

Longest FUR streak: 15 (1995-09)



CHATTANOOGA QUARTERBACK NICK TIANO

Longest UTC streak: 5 (1928-68; 2012-16)

Last 10 meetings: UTC leads 6-4

Current streak: FUR has won two

Largest FUR win: 63-21 in 2003

Largest UTC win: 34-0 in 1957

Year	Winner	Score	Site
1928	UTC	15-0	Greenville, S.C.
1929	UTC	20-7	Chattanooga, Tenn.
1957	UTC	34-0	Greenville, S.C.
1959	UTC	20-7	Chattanooga, Tenn.
1968	UTC	31-14	Chattanooga, Tenn.
1970	FUR	18-16	Greenville, S.C.
1977	FUR	17-7	Chattanooga, Tenn.
1978	UTC	13-9	Greenville, S.C.
1979	UTC	45-14	Greenville, S.C.
1980	FUR	42-28	Chattanooga, Tenn.
1981	UTC	31-28	Greenville, S.C.
1982	UTC	16-13	Chattanooga, Tenn.
1983	FUR	28-14	Greenville, S.C.
1984	UTC	14-7	Chattanooga, Tenn.
1985	FUR	28-0	Greenville, S.C.
1986	FUR	21-10	Chattanooga, Tenn.
1987	UTC	16-14	Greenville, S.C.
1988	FUR	10-7	Chattanooga, Tenn.
1989	FUR	27-17	Greenville, S.C.
1990	FUR	38-21	Chattanooga, Tenn.
1991	FUR	24-21	Greenville, S.C.
1992	FUR	35-7	Chattanooga, Tenn.
1993	UTC	45-42	Chattanooga, Tenn.
1994	UTC	34-20	Greenville, S.C.
1995	FUR	23-21	Chattanooga, Tenn.
1996	FUR	42-21	Greenville, S.C.
1997	FUR	43-21	Chattanooga, Tenn.
1998	FUR	31-28	Greenville, S.C.
1999	FUR	40-35	Chattanooga, Tenn.
2000	FUR	45-44 (OT)	Greenville, S.C.
2001	FUR	42-10	Chattanooga, Tenn.
2002	FUR	35-7	Greenville, S.C.
2003	FUR	63-21	Chattanooga, Tenn.

2004	FUR	51-31	Greenville, S.C.
2005	FUR	56-35	Chattanooga, Tenn.
2006	FUR	28-22 (OT)	Greenville, S.C.
2007	FUR	28-22	Chattanooga, Tenn.
2008	FUR	35-10	Greenville, S.C.
2009	FUR	38-20	Chattanooga, Tenn.
2010	UTC	36-28	Greenville, S.C.
2011	FUR	14-7	Chattanooga, Tenn.
2012	UTC	31-10	Greenville, S.C.
2013	UTC	31-9	Chattanooga, Tenn.
2014	UTC	45-19	Greenville, S.C.
2015	UTC	31-3	Chattanooga, Tenn.
2016	UTC	21-14	Greenville, S.C.
2017	FUR	41-17	Chattanooga, Tenn.
2018	FUR	16-10	Greenville, S.C.

Chattanooga 30, Samford 11, 3 ties

At SAM: UTC leads 9-5

At UTC: UTC leads 22-5-2

At neutral sites: Series tied 0-0-1

Chris Hatcher vs. UTC: 2-5 (2-1 GSU, 0-4 SAM)

Rusty Wright vs. SAM: 0-0

Last SAM win: 17-14 (OT) in 2013

Last UTC win: 27-20 in 2018

Longest SAM streak: 2, three times

Longest UTC streak: 8 (1964-01)

Last 10 meetings: UTC leads 9-1

Current streak: UTC has won five

Largest SAM win: 63-0 in 1906

Largest UTC win: 56-0 in 1910

Year	Winner	Score	Site
1906	SAM	63-0	Birmingham, Ala.
1907	SAM	21-7	Chattanooga, Tenn.
1907	UTC	29-0	Chattanooga, Tenn.
1909	Tie	0-0	Chattanooga, Tenn.
1910	UTC	56-0	Chattanooga, Tenn.
1914	UTC	14-0	Chattanooga, Tenn.
1921	UTC	26-3	Chattanooga, Tenn.
1923	Tie	0-0	Chattanooga, Tenn.



CHATTANOOGA

CHATTANOOGA VS. 2019 OPPONENTS

1924	SAM	28-0	Chattanooga, Tenn.
1925	SAM	3-0	Birmingham, Ala.
1926	UTC	23-0	Chattanooga, Tenn.
1928	UTC	14-0	Birmingham, Ala.
1929	UTC	20-14	Chattanooga, Tenn.
1930	UTC	13-9	Chattanooga, Tenn.
1931	UTC	14-0	Chattanooga, Tenn.
1932	UTC	19-0	Birmingham, Ala.
1936	UTC	6-0	Chattanooga, Tenn.
1937	SAM	6-0	Birmingham, Ala.
1938	UTC	13-6	Chattanooga, Tenn.
1939	SAM	33-14	Birmingham, Ala.
1940	UTC	28-0	Chattanooga, Tenn.
1941	Tie	7-7	Anniston, Ala.
1945	UTC	47-7	Chattanooga, Tenn.
1962	SAM	22-12	Chattanooga, Tenn.
1964	UTC	28-13	Chattanooga, Tenn.
1965	UTC	25-10	Chattanooga, Tenn.
1967	UTC	28-0	Birmingham, Ala.
1968	UTC	40-7	Chattanooga, Tenn.
1998	UTC	23-13	Chattanooga, Tenn.
1999	UTC	29-27	Birmingham, Ala.
2000	UTC	23-6	Chattanooga, Tenn.
2001	UTC	28-14	Birmingham, Ala.
2003	SAM	31-23	Chattanooga, Tenn.
2008	SAM	30-7	Chattanooga, Tenn.
2009	UTC	14-7	Birmingham, Ala.
2010	UTC	48-14	Chattanooga, Tenn.
2011	UTC	24-9	Birmingham, Ala.
2012	UTC	20-13	Chattanooga, Tenn.
2013	SAM	17-14 (OT)	Birmingham, Ala.
2014	UTC	38-24	Chattanooga, Tenn.
2015	UTC	31-21	Birmingham, Ala.
2016	UTC	41-21	Chattanooga, Tenn.
2017	UTC	23-21	Birmingham, Ala.
2018	UTC	27-20	Chattanooga, Tenn.

1999	UTC	30-27 (OT)	Chattanooga, Tenn.
2000	UTC	20-13	Charleston, S.C.
2001	CIT	20-17 (2OT)	Chattanooga, Tenn.
2002	UTC	34-31	Charleston, S.C.
2003	UTC	29-20	Chattanooga, Tenn.
2004	CIT	44-24	Charleston, S.C.
2005	UTC	31-21	Chattanooga, Tenn.
2006	CIT	24-21	Charleston, S.C.
2007	CIT	41-16	Chattanooga, Tenn.
2008	CIT	24-21	Charleston, S.C.
2009	UTC	31-28	Chattanooga, Tenn.
2010	UTC	28-10	Charleston, S.C.
2011	CIT	28-27	Chattanooga, Tenn.
2012	UTC	28-10	Charleston, S.C.
2013	UTC	28-24	Chattanooga, Tenn.
2014	UTC	34-14	Charleston, S.C.
2015	UTC	31-23	Chattanooga, Tenn.
2016	CIT	22-14	Charleston, S.C.
2017	CIT	20-14	Chattanooga, Tenn.
2018	UTC	29-28 (OT)	Charleston, S.C.

1980	UTC	55-10	Lexington, Va.
1983	UTC	23-6	Chattanooga, Tenn.
1984	UTC	35-0	Lexington, Va.
1985	UTC	54-7	Chattanooga, Tenn.
1987	UTC	31-0	Lexington, Va.
1989	Tie	14-14	Chattanooga, Tenn.
1991	UTC	50-14	Chattanooga, Tenn.
1992	VMI	37-34 (OT)	Lexington, Va.
1993	VMI	35-29 (OT)	Lexington, Va.
1994	UTC	49-14	Chattanooga, Tenn.
1995	VMI	17-12	Lexington, Va.
1996	VMI	28-14	Chattanooga, Tenn.
1997	UTC	27-24	Lexington, Va.
1998	UTC	45-7	Chattanooga, Tenn.
1999	UTC	27-0	Lexington, Va.
2000	UTC	27-14	Chattanooga, Tenn.
2001	VMI	19-16	Lexington, Va.
2002	VMI	35-31	Chattanooga, Tenn.
2014	UTC	55-7	Chattanooga, Tenn.
2015	UTC	33-27	Lexington, Va.
2016	UTC	30-12	Chattanooga, Tenn.
2017	UTC	63-7	Lexington, Va.
2018	UTC	34-27	Chattanooga, Tenn.

Chattanooga 17, VMI 7, 1 tie

At UTC: UTC leads 9-3-1

At VMI: UTC leads 8-4

Rusty Wright vs. VMI: 0-0

Scott Wachenheim vs. UTC: 0-4

Last UTC win: 34-27 in 2018

Last VMI win: 35-31 in 2002

Longest UTC streak: 5 (1980-87; 2014-18)

Longest VMI streak: 2 (1992-93; 1995-96; 2001-02)

Last 10 meetings: UTC leads 8-2

Current streak: UTC has won five

Largest UTC win: 63-7 in 2017

Largest VMI win: 17-0 in 1972

Year	Winner	Score	Site
1971	UTC	31-8	Lexington, Va.
1972	VMI	17-0	Chattanooga, Tenn.

Chattanooga 31, The Citadel 19, 2 ties

At CIT: UTC leads 13-12-1

At UTC: UTC leads 18-7-1

Brent Thompson vs. UTC: 2-1

Rusty Wright vs. CIT: 0-0

Last CIT win: 20-14 in 2017

Last UTC win: 29-28 (OT) in 2018

Longest CIT streak: 3, three times

Longest UTC streak: 5 (1982-87)

Last 10 meetings: UTC leads 7-3

Current streak: UTC has won one

Largest CIT win: 41-16 in 2007

Largest UTC win: 42-7 in 1986

Year	Winner	Score	Site
1926	UTC	6-3	Charleston, S.C.
1927	UTC	31-6	Chattanooga, Tenn.
1930	Tie	7-7	Charleston, S.C.
1936	UTC	13-0	Charleston, S.C.
1968	UTC	31-9	Chattanooga, Tenn.
1969	UTC	10-5	Charleston, S.C.
1970	UTC	29-28	Chattanooga, Tenn.
1971	CIT	52-35	Charleston, S.C.
1972	CIT	12-0	Chattanooga, Tenn.
1973	CIT	28-20	Charleston, S.C.
1975	UTC	24-6	Chattanooga, Tenn.
1976	CIT	14-10	Charleston, S.C.
1977	UTC	21-14	Chattanooga, Tenn.
1979	UTC	28-7	Chattanooga, Tenn.
1980	CIT	29-13	Charleston, S.C.
1981	Tie	28-28	Chattanooga, Tenn.
1982	UTC	24-7	Charleston, S.C.
1983	UTC	30-9	Chattanooga, Tenn.
1985	UTC	34-17	Chattanooga, Tenn.
1986	UTC	42-7	Charleston, S.C.
1987	UTC	22-19	Chattanooga, Tenn.
1988	CIT	23-17	Charleston, S.C.
1989	UTC	17-9	Chattanooga, Tenn.
1990	UTC	7-6	Charleston, S.C.
1991	UTC	33-26	Chattanooga, Tenn.
1992	CIT	33-13	Charleston, S.C.
1993	CIT	41-27	Chattanooga, Tenn.
1994	CIT	42-26	Charleston, S.C.
1995	UTC	29-24	Chattanooga, Tenn.
1996	CIT	16-13	Charleston, S.C.
1997	CIT	7-3	Chattanooga, Tenn.
1998	UTC	13-10	Charleston, S.C.



CHATTANOOGA DEFENSIVE BACK JERRELL LAWSON

#SoConFB



CHATTANOOGA YEAR-BY-YEAR

Year	Overall	SoCon	Place	Coach
1929	4 1 3			C.B. Johnson
1904	2 3 0			Walter Hullihen
1905	6 1 0			Walter Hullihen
1906	3 3 0			Arthur Reiber
1907	0 6 0			Sam McAllester
1908	4 4 0			Jones Beene
1909	2 3 1			W.A. Roddick
1910	5 2 1			Leslie Stauffer
1911	3 2 0			Leslie Stauffer
1912	4 4 0			Leslie Stauffer
1913	4 3 0			Leslie Stauffer
1914	5 4 0			Mike Balentine
1915	5 2 2			John Spiel
1916	3 5 0			John Spiel
1917-18	No team			
1919	3 5 1			Silas Williams
1920	3 4 1			Silas Williams
1921	4 6 0			Silas Williams
1922	6 2 1			Bill McAllester
1923	3 4 2			Bill McAllester
1924	1 7 1			Bill McAllester
1925	4 4 0			Frank Thomas
1926	6 2 2			Frank Thomas
1927	8 1 0			Frank Thomas
1928	8 2 0			Frank Thomas
1929	8 2 0			Red Drew
1930	5 3 2			Red Drew
1931	9 2 0			Scrappy Moore
1932	3 6 0			Scrappy Moore
1933	2 2 2			Scrappy Moore
1934	3 3 2			Scrappy Moore
1935	4 3 1			Scrappy Moore
1936	5 2 1			Scrappy Moore
1937	4 3 2			Scrappy Moore
1938	4 5 0			Scrappy Moore
1939	5 2 1			Scrappy Moore
1940	7 1 1			Scrappy Moore
1941	7 1 1			Scrappy Moore
1942	7 4 0			Scrappy Moore
1943-44	No team			
1945	5 3 0			Scrappy Moore
1946	5 5 0			Scrappy Moore
1947	4 6 0			Scrappy Moore
1948	4 5 0			Scrappy Moore
1949	5 4 0			Scrappy Moore
1950	1 9 0			Scrappy Moore
1951	6 5 0			Scrappy Moore
1952	7 3 0			Scrappy Moore
1953	3 7 0			Scrappy Moore
1954	6 4 0			Scrappy Moore
1955	5 4 1			Scrappy Moore
1956	5 4 0			Scrappy Moore
1957	4 5 1			Scrappy Moore
1958	5 5 0			Scrappy Moore
1959	3 7 0			Scrappy Moore
1960	5 5 0			Scrappy Moore
1961	4 6 0			Scrappy Moore
1962	5 5 0			Scrappy Moore
1963	4 6 0			Scrappy Moore
1964	7 3 0			Scrappy Moore
1965	5 4 1			Scrappy Moore
1966	5 5 0			Scrappy Moore
1967	7 3 0			Scrappy Moore
1968	9 1 0			Harold Wilkes
1969	4 6 0			Harold Wilkes
1970	3 8 0			Harold Wilkes
1971	2 9 0			Harold Wilkes
1972	2 9 0			Harold Wilkes
1973	4 7 0			Joe Morrison
1974	4 7 0			Joe Morrison
1975	5 5 1			Joe Morrison
1976	6 4 1			Joe Morrison
1977	9 1 1	4 1 0	t-1st	Joe Morrison
1978	7 3 1	4 1 0	t-1st	Joe Morrison
1979	9 2 0	5 1 0	1st	Joe Morrison
1980	8 3 0	5 2 0	2nd	Bill Oliver
1981	7 3 1	3 2 1	t-4th	Bill Oliver
1982	7 4 0	5 1 0	2nd	Bill Oliver
1983	7 4 0	5 2 0	3rd	Bill Oliver
1984	6 5 0	5 1 0	1st	Buddy Nix
1985	6 5 0	5 2 0	3rd	Buddy Nix
1986	4 7 0	2 4 0	6th	Buddy Nix

Year	Overall	SoCon	Place	Coach
1987	6 5 0	4 3 0	t-3rd	Buddy Nix
1988	4 7 0	3 3 0	5th	Buddy Nix
1989	3 7 1	2 4 1	t-5th	Buddy Nix
1990	6 5 0	4 2 0	3rd	Buddy Nix
1991	7 4 0	4 3 0	t-4th	Buddy Nix
1992	2 9 0	0 7 0	8th	Buddy Nix
1993	4 7 0	2 6 0	8th	Tommy West
1994	3 8 0	2 6 0	t-7th	Buddy Green
1995	4 7 0	2 6 0	t-7th	Buddy Green
1996	3 8 0	2 6 0	t-6th	Buddy Green
1997	7 4 0	4 4 0	t-5th	Buddy Green
1998	5 6 0	4 4 0	4th	Buddy Green
1999	5 6 0	3 5 0	6th	Buddy Green
2000	5 6 0	3 5 0	6th	Donnie Kirkpatrick
2001	3 8 0	1 7 0	t-8th	Donnie Kirkpatrick
2002	2 10 0	2 6 0	t-7th	Donnie Kirkpatrick
2003	3 9 0	3 5 0	t-6th	Rodney Allison
2004	2 9 0	2 5 0	t-5th	Rodney Allison
2005	6 5 0	3 4 0	t-5th	Rodney Allison
2006	3 8 0	2 5 0	t-5th	Rodney Allison
2007	2 9 0	2 5 0	7th	Rodney Allison
2008	1 11 0	0 8 0	9th	Rodney Allison
2009	6 5 0	4 4 0	4th	Russ Huesman
2010	6 5 0	5 3 0	3rd	Russ Huesman
2011	5 6 0	3 5 0	6th	Russ Huesman
2012	6 5 0	5 3 0	t-4th	Russ Huesman
2013	8 4 0	6 2 0	t-1st	Russ Huesman
2014	10 4 0	7 0 0	1st	Russ Huesman
2015	9 4 0	6 1 0	t-1st	Russ Huesman
2016	9 4 0	6 2 0	t-2nd	Russ Huesman
2017	3 8 0	3 5 0	t-6th	Tom Arth
2018	6 5 0	4 4 0	t-5th	Tom Arth
Total	538-532-34	146-155-2		

ALL-TIME UTC COACHES

Coach	Seasons	Years	W	L	T	Pct.
Walter Hullihen	1904-05	2	8	4	0	.667
Arthur Reiber	1906	1	3	3	0	.500
Sam McAllester	1907	1	0	6	0	.000
Jones Beene	1908	1	4	4	0	.500
W.A. Roddick	1909	1	2	3	1	.417
Leslie Stauffer	1910-13	4	16	11	1	.589
Mike Balentine	1914	1	5	4	0	.556
John Spiel	1915-16	2	8	7	2	.529
Silas Williams	1919-21	3	10	15	2	.407
Bill McAllester	1922-23	3	10	13	4	.444
Frank Thomas	1925-28	5	29	9	2	.750
Red Drew	1929-30	2	13	5	2	.700
Scrappy Moore	1931-67	35	170	149	13	.531
Harold Wilkes	1968-72	5	20	33	0	.377
Joe Morrison	1973-79	7	44	29	4	.597
Bill Oliver	1980-83	4	29	14	1	.670
Buddy Nix	1984-92	9	44	54	1	.445
Tommy West	1993	1	4	7	0	.364
Buddy Green	1994-99	6	27	39	0	.409
Donnie Kirkpatrick	2000-02	3	10	24	0	.294
Rodney Allison	2003-08	6	17	51	0	.250
Russ Huesman	2009-16	8	59	37	0	.615
Tom Arth	2017-18	2	9	13	0	.409
Rusty Wright	2019-present					First season



FINLEY STADIUM (20,668)



SCOTT WACHENHEIM HEAD COACH



Alma mater (year):..... Air Force (1984)
Hometown:Woodland Hills, Calif.
Career record (years):..... 6-38 (4)
School record (years):..... Same
SoCon record (years):..... 2-29 (4)
FCS Playoff appearances:..... 0

WACHENHEIM'S YEAR-BY-YEAR RECORD

Year	School	SoCon	Overall
2015	VMI	1-6 (8th)	2-9
2016	VMI	1-7 (t-8th)	3-8
2017	VMI	0-8 (9th)	0-11
2018	VMI	0-8 (9th)	1-10
Career (4)		2-29 (.065)	6-38 (.136)

2019 COACHING STAFF

Tom Clark.....Defensive coordinator/assistant head coach
 Billy Cosh.....Wide receivers
 Anthony Davis II.....Running backs
 Kyle Jolly.....Offensive line
 Pat Kuntz.....Defensive line
 Chris Moore.....Tight ends
 Marshall Roberts.....Secondary
 Mike Saint Germain.....Outside linebackers
 Kendrick Scott.....Cornerbacks
 Brian Sheppard.....Offensive coordinator/quarterbacks

2019 ROSTER

No.	Name	Pos.	Ht.	Wt.	Cl.	Hometown/Previous school	No.	Name	Pos.	Ht.	Wt.	Cl.	Hometown/Previous school
1	Korey Bridy	RB	6-0	204	So.	Chesterfield, Va./Monacan	47	Grant Clemons	K	6-2	199	Sr.	Daleville, Va./Lord Botetourt (Georgia Military)
1	Kaleb Tucker	DB	6-1	177	Sr.	Hampton, Va./Kecoughtan	48	Cade White	OLB	6-2	195	Fr.	Crestwood, Ky./South Oldham
2	Reece Udinski	QB	6-4	224	Jr.	North Wales, Pa./North Penn	49	Ernie Campbell	TE	6-2	220	Fr.	Richmond, Va./Freeman
3	Noah Delaney-Manuel	OLB	6-5	234	Jr.	Fredericksburg, Va./Chancellor	50	Tristan Mann	OL	6-6	245	Fr.	North Chesterfield, Va./Monacan
4	Seth Morgan	QB	6-3	175	Fr.	Pittsburgh, Pa./Mount Lebanon	51	Jaylon Haney	DL	6-2	250	Fr.	Dandridge, Tenn./Jefferson County
4	A.J. Smith	DB	6-2	204	Jr.	Virginia Beach, Va./Cox	52	Eric Weaver	DL	6-3	300	R-Fr.	Fort Meade, Md./Meade
5	Elliott Brewster	LB	6-2	220	R-Jr.	Dublin, Va./Pulaski	53	Malachi Mills	OL	6-4	255	Fr.	Richmond, Va./Douglas Freeman
5	Rohan Martin	WR	5-10	181	Sr.	Stafford, Va./Colonial Forge	54	Ayden Jilson	OL	6-5	307	R-Fr.	Fredericksburg, Va./Colonial Forge
6	Chance Newman	QB	6-2	205	So.	Daphne, Ala./Daphne	56	Warren Dabney	DL	6-1	303	So.	Cumberland, Va./Fuqua School
7	Javeon Lara	WR	6-2	188	Sr.	Schulenburg, Tex./Schulenburg	57	Jameson Sofield	DL	6-1	200	Fr.	Alexandria, Va./Bishop Ireton
8	Imani Bey	OLB	6-3	220	Jr.	Upper Marlboro, Md./Bishop McNamara	58	Shane Strand	OL	6-3	205	Fr.	Arlington, Va./Yorktown
9	Tyren Cloyd	LB	6-3	205	Jr.	Richmond, Va./Benedictine	59	Avery Sites	DE	6-2	220	Fr.	Culpeper, Va./Eastern View
11	Michael Jackson	WR	6-2	184	So.	Henrico, Va./JR Tucker	60	Declan Franklin	DL	6-1	255	Fr.	Woodstock, Ga./Central
11	Riuq Trotman	DB	5-10	165	R-Sr.	Virginia Beach, Va./Landstown	62	Jalen Moore	OL	6-3	293	R-Fr.	Axton, Va./Tunstall Senior
12	DJ Dennis	DB	5-11	187	R-Fr.	Stafford, Va./Colonial Forge	63	Sawaar Canady	OL	6-5	314	R-Jr.	Newport News, Va./Heritage
12	Nick McCarthy	QB	6-4	190	Fr.	Broomfield, Colo./Legacy	65	Nick Hartnett	OL	6-3	295	R-Fr.	Springfield, Va./West Springfield
13	Najee Lawrence	WR	6-1	200	R-Jr.	Henrico, Va./Glen Allen	66	Jacob Peace	OL	6-6	325	R-Fr.	Berryville, Va./Clark County
14	Jakob Herres	WR	6-4	211	So.	Easton, Pa./Easton Area	70	Josh Andre	OL	6-5	303	R-Jr.	Warrenton, Va./Fauquier
15	Kendrick Jackson	WR	5-8	170	R-Jr.	Roswell, Ga./Roswell	71	Aaron Gallagher	OL	6-3	277	R-Jr.	Mechanicsville, Va./Hanover
16	Christopher Owens	WR	6-0	183	R-So.	Southern Pines, N.C./Pinecrest	72	Shane Strand	OL	6-5	285	R-So.	Fredericksburg, Va./Colonial Forge
17	Josh Sarratt	DB	5-11	175	Fr.	Stafford, Va./Colonial Forge	74	Marshall Gill	OL	6-4	270	So.	West Point, Va./West Point
19	Sal Mancuso	QB	5-9	165	R-So.	Manhasset, N.Y./Manhasset	75	Critt Johnson	OL	6-7	284	R-Jr.	Virginia Beach, Va./Bishop Sullivan
20	Chima Kpaduwa	RB	5-10	196	R-So.	Hamilton, Va./Woodgrove	77	Michael Tomaso	DL	6-3	285	R-So.	Fairhope, Ala./Fairhope
21	Brett Howell	LB	6-1	212	So.	Fairhope, Ala./Fairhope	78	Riley Bowling	OL	6-5	275	R-So.	Virginia Beach, Va./Kellam
22	Will Bunton	RB	6-2	201	Jr.	Camden, N.C./Camden	79	Brad Davis	OL	6-4	303	Jr.	Victoria, Va./Fuqua School
23	Tyain Smith	DB	6-2	226	R-Jr.	Chesapeake, Va./Indian River	80	Tyrell Holley	WR	6-0	175	Fr.	Gatesville, N.C./Gatesville
24	Tim Smith	DB	6-3	185	R-Fr.	Fort Mill, S.C./Nation Ford	80	Kolbe Jorgenson	WR	5-10	167	Fr.	King William, Va./King William
25	Aljareek Malry	DB	6-0	173	Fr.	Lanham, Md./Duval	81	Ty Wesleyak	TE	6-3	246	Fr.	Hawley, Pa./Wallenpaupack Area
26	Carter Johnson	OLB	6-3	223	So.	Huntsville, Ala./Huntsville	82	Max Brimigion	WR	6-1	176	Fr.	Weddington, N.C./Weddington
27	Tamar Teagle	DB	5-11	170	Fr.	Middletown, Del./Middletown	83	Leroy Thomas	WR	5-11	180	Fr.	Roanoke, Va./Patrick Henry
28	Marquan Jones	DB	5-9	178	Fr.	Charlottesville, Va./Albemarle	84	Kyser Samuel	WR	5-9	165	Fr.	Columbia, S.C./Gray Collegiate Academy
29	Alladin Elroumy	DB	6-2	185	Fr.	Bedford, Va./Liberty	85	AJ Prudhum	WR	6-1	164	R-Fr.	Warrenton, Va./Fauquier
30	Robert Soderholm	LS	6-1	216	So.	Stafford, Va./Mountain View	86	Jon Tobin	TE	6-4	220	R-Fr.	Forest, Va./Jefferson Forest
30	Xavier Frederick	DB	5-9	167	Fr.	Silver Spring, Md./Blair	87	Colby Rider	TE	6-3	258	Jr.	Barren Springs, Va./Fort Chiswell
31	Connor Riddle	LB/LS	6-1	212	R-Jr.	Stafford, Va./Colonial Forge	88	Tice Toomey	WR	6-4	205	Fr.	Glen Allen, Va./Glen Allen
32	Devin Carper	LB	5-7	202	R-Jr.	Bedford, Va./Liberty	89	Jack Caussin	WR	6-3	200	Fr.	Springfield, Va./West Springfield
33	Tre Akande	DB	6-1	180	Fr.	Richmond, Va./Benedictine	90	Ryan Clark	DL	6-6	238	Sr.	Alcoa, Tenn./Alcoa
34	Bryant Walker	DB	6-0	197	R-Fr.	Williamsburg, Va./Warhill	91	Noah Peerman	OLB	6-3	210	Fr.	Naruna, Va./William Campbell
35	Ethan Caselberry	OLB	6-4	201	So.	Sparkman, Ala./Sparkman	92	Chuck Weatherman	DL	6-5	251	Jr.	Staunton, Va./Buffalo Gap
36	Alex Ramsey	RB	6-0	225	R-Jr.	Salem, Va./Salem	93	Trey Rice	K	5-7	146	Fr.	Daleville, Va./Lord Botetourt
37	Daniel Cox	WR	5-10	167	Fr.	Roanoke, Va./Patrick Henry	94	Jordan Ward	DL	6-1	249	Jr.	Ashburn, Va./Briar Woods
38	Steven Doldy	DB	5-10	165	Fr.	Pennington, N.J./Hopewell Valley Central	95	Aaron Vardell	K	5-9	175	Fr.	Midlothian, Va./Midlothian
39	Charlie Garbett	LB	6-1	195	Fr.	Richmond, Va./Benedictine	96	Josh Davis	K			Fr.	Roanoke, Va./Northside
40	Khalif Finger	OLB	5-10	185	Fr.	Richmond, Va./Henrico	97	Jarrold Richmond	DL	6-3	250	R-Sr.	Bluefield, Va./Graham
41	Liam Kauthen	LB	6-1	236	R-Fr.	Fredericksburg, Va./Colonial Forge	98	Reed King	K/P	5-9	168	Sr.	Yorktown, Va./Grafton
42	Jonathan Baker	TE	6-0	220	R-Jr.	Evington, Va./Rustburg	99	Camden Murphy	K/P	6-0	175	R-Fr.	Leonardtown, Md./St. Mary's Ryken
43	Noah Cady	K/P	5-11	155	Fr.	Richmond, Va./Hermitage							
44	Austin Barrette	LB	5-11	215	R-Jr.	Mission Viejo, Calif./Montana State							
45	Stone Snyder	LB	6-3	225	Fr.	Richmond, Va./Monacan							
46	Chancellor Johnson	RB	6-0	180	Fr.	Fayetteville, N.C./Jack Britt							

#SoConFB



VMI QUARTERBACK REECE UDINSKI

VMI KEYDETS

Basic information

Location: Lexington, Va.
 Founded: 1839
 Enrollment: 1,685
 Nickname: Keydets
 Colors: Red, White and Yellow
 Superintendent: Gen. J.H. Binford Peay III
 Director of athletics: Dr. Dave Diles
 Stadium: Foster Stadium
 Capacity: 10,000

Media relations

Football contact: Wade Branner
 Email: brannerwh@vmi.edu
 Office: 540-464-7515
 Cell: 540-319-1271
 Press box phone: 540-464-7834
 Website: VMIKeydets.com

Team information

2018 record: 1-10
 SoCon record: 0-8 (9th)
 Home: 1-4
 Away: 0-6
 Lettermen returning/lost: 56/23
 Off. starters returning/lost: 8/3
 Def. starters returning/lost: 8/3
 Specialists returning/lost: 3/0
 Basic offense: Air raid
 Basic defense: 3-4



Wade Branner
Football SID

SoCon titles (7)

1951, 1957, 1959, 1960, 1962, 1974, 1977

FCS Playoff appearances (0)

2019 SCHEDULE

Aug. 31 (6:30 p.m.)
at Marshall
(Stadium)



Oct. 12 (1:30 p.m.)
Samford*
(Nexstar/ESPN3 or +)



Sept. 7 (1:30 p.m.)
Mars Hill
(Nexstar/ESPN3 or +)



Oct. 19 (TBA)
at Mercer*
(ESPN3 or +)



Sept. 14 (7:30 p.m.)
at ETSU*
(ESPN3 or +)



Nov. 2 (1:30 p.m.)
Western Carolina*
(ESPN3 or +)



Sept. 21 (1:30 p.m.)
Robert Morris
(ESPN3 or +)



Nov. 9 (1:30 p.m.)
at Furman*
(ESPN3 or +)



Sept. 28 (1:30 p.m.)
Wofford*
(ESPN3 or +)



Nov. 16 (12 p.m.)
at Army West Point
(CBS Sports Network)



Oct. 5 (2 p.m.)
at The Citadel*
(Nexstar/ESPN3 or +)




Nov. 23 (1:30 p.m.)
Chattanooga*
(Nexstar/ESPN3 or +)



* Southern Conference game



**VMI WIDE RECEIVER
JAVEON LARA**



2018 INDIVIDUAL STATISTICS

2018 TEAM STATISTICS

TEAM STATISTICS VMI OPP
SCORING 257 530
Points Per Game 23.4 48.2
FIRST DOWNS 247 280
Rushing 58 140
Passing 148 124
Penalty 41 16
RUSHING YARDAGE 641 2919
Yards gained rushing 1058 3108
Yards lost rushing 417 189
Rushing Attempts 312 528
Average Per Rush 2.1 5.5
Average Per Game 58.3 265.4
TDs Rushing 11 41
PASSING YARDAGE 3411 2687
Comp-Att-Int 332-585-19 194-309-8
Average Per Pass 5.8 8.7
Average Per Catch 10.3 13.9
Average Per Game 310.1 244.3
TDs Passing 23 24
TOTAL OFFENSE 4052 5606
Total Plays 897 837
Average Per Play 4.5 6.7
Average Per Game 368.4 509.6
KICK RETURNS: #-Yards 38-717 20-374
PUNT RETURNS: #-Yards 10-117 33-422
INT RETURNS: #-Yards 8-199 19-297
KICK RETURN AVERAGE 18.9 18.7
PUNT RETURN AVERAGE 11.7 12.8
INT RETURN AVERAGE 24.9 15.6
FUMBLES-LOST 15-7 8-4
PENALTIES-Yards 55-392 84-841
Average Per Game 35.6 76.5
PUNTS-Yards 62-2375 43-1779
Average Per Punt 38.3 41.4
Net punt average 28.7 35.7
TIME OF POSSESSION/Game 26:20 33:40
3RD-DOWN Conversions 62/186 75/153
3rd-Down Pct 33% 49%
4TH-DOWN Conversions 21/45 9/16
4th-Down Pct 47% 56%
SACKS BY-Yards 15-92 50-324
MISC YARDS 2 0
TOUCHDOWNS SCORED 36 71
FIELD GOALS-ATTEMPTS 4-7 11-16
ON-SIDE KICKS 1-2 1-1
RED-ZONE SCORES (28-39) 72% (54-61) 89%
RED-ZONE TOUCHDOWNS (24-39) 62% (44-61) 72%
PAT-ATTEMPTS (23-29) 79% (69-70) 99%
ATTENDANCE 20556 74334
Games/Avg Per Game 5/4111 6/12389

SCORE BY QUARTERS
1st 2nd 3rd 4th Total
VMI 58 84 47 68 257
OPP 146 163 152 69 530

RUSHING GP Att Gain Loss Net Avg TD Long Avg/G
Quan Myers 11 118 377 41 336 2.8 9 22 30.5
Alex Ramsey 10 66 317 1 316 4.8 0 19 31.6
Korey Bridy 10 25 110 10 100 4.0 1 18 10.0
Chima Kpaduwa 5 5 44 0 44 8.8 0 20 8.8
Reed King 10 2 34 0 34 17.0 0 18 3.4
Chance Newman 4 14 37 19 18 1.3 0 10 4.5
Mason Dermott 6 1 1 0 1 1.0 0 1 0.2
Javeon Lara 10 1 0 0 0 0.0 0 0 0.0
TEAM 5 1 0 2 -2 -2.0 0 0 -0.4
Jake Paladino 8 1 0 7 -7 -7.0 0 0 -0.9
Tommy Smith 11 1 0 16 -16 -16.0 0 0 -1.5
Reece Udinski 11 77 138 321 -183 -2.4 1 17 -16.6
Total..... 11 312 1058 417 641 2.1 11 22 58.3
Opponents..... 11 528 3108 189 2919 5.5 41 71 265.4

PASSING GP Effic Cmp-Att-Int Pct Yards TD Long Avg/G
Reece Udinski 11 113.30 301-523-16 57.6 3066 20 72 278.7
Chance Newman 4 106.79 19-42-1 45.2 253 2 67 63.2
Austin Coulling 3 115.72 11-16-1 68.8 74 1 12 24.7
Jake Paladino 8 -100.00 0-2-1 0.0 0 0 0 0.0
Reed King 10 251.20 1-1-0 100.0 18 0 18 1.8
TEAM 5 0.00 0-1-0 0.0 0 0 0 0.0
Total..... 11 112.21 332-585-19 56.8 3411 23 72 310.1
Opponents..... 11 156.28 194-309-8 62.8 2687 24 69 244.3

RECEIVING G No. Yds Avg TD Lg Avg/G
Kris Thornton 11 87 998 11.5 4 67 90.7
Javeon Lara 10 53 814 15.4 7 72 81.4
Rohan Martin 8 30 252 8.4 1 34 31.5
Quan Myers 11 29 140 4.8 1 34 12.7
Jakob Herres 9 27 429 15.9 5 32 47.7
Devone Humphrey 11 27 221 8.2 3 26 20.1
Alex Ramsey 10 18 64 3.6 1 17 6.4
Mason Dermott 6 14 109 7.8 0 25 18.2
Michael Jackson 6 10 78 7.8 0 13 13.0
Colby Rider 11 10 72 7.2 0 13 6.5
Korey Bridy 10 8 56 7.0 0 22 5.6
Kendrick Jackson 9 5 53 10.6 0 19 5.9
Isaiah Parker 10 5 25 5.0 0 6 2.5
Matt Blaser 2 4 34 8.5 1 12 17.0
Ryan Clark 10 2 44 22.0 0 26 4.4
Jake Paladino 8 2 24 12.0 0 20 3.0
Chima Kpaduwa 5 1 -2 -2.0 0 0 -0.4
Total..... 11 332 3411 10.3 23 72 310.1
Opponents..... 11 194 2687 13.9 24 69 244.3

PUNT RETURNS No. Yards Avg TD Long
Rohan Martin 7 111 15.9 0 35
Isaiah Parker 3 6 2.0 0 4
Total..... 10 117 11.7 0 35
Opponents..... 33 422 12.8 3 74

INTERCEPTIONS No. Yards Avg TD Long
Collin Loftis 3 76 25.3 0 54
Elliott Brewster 1 47 47.0 0 47
Tyren Cloyd 1 29 29.0 1 29
Kaleb Tucker 1 32 32.0 0 32
Will Bunton 1 0 0.0 0 0
Devin Carper 1 15 15.0 1 15
Total..... 8 199 24.9 2 54
Opponents..... 19 297 15.6 3 5

KICK RETURNS No. Yards Avg TD Long
Korey Bridy 17 298 17.5 0 27
Mason Dermott 16 365 22.8 0 49
Rohan Martin 3 49 16.3 0 20
Connor Riddle 1 5 5.0 0 5
Uzoma Kpaduwa 1 0 0.0 0 0
Total..... 38 717 18.9 0 49
Opponents..... 20 374 18.7 0 69

TACKLES GP Solo Ast Total TFL/Yds Sacks/Yds
Elliott Brewster 11 41 49 90 5.5-12 0.5-1
A.J. Smith 11 55 35 90 2.0-11 1.0-9
Ethan Caselberry 11 43 38 81 2.5-9 0.5-4
Uzoma Kpaduwa 11 46 31 77 4.5-22 2.0-11
Brett Howell 11 28 32 60 7.0-24 1.0-5
Tyren Cloyd 10 16 25 41 2.5-7.
Zach Baker 11 18 21 39 6.5-17 2.5-8
Jarrod Richmond 11 17 22 39 4.0-18 1.0-9
Collin Loftis 11 26 13 39 0.5-0

ALL PURPOSE GP Rush Rcv PR KR IR Total Avg/G
Kris Thornton 11 0 998 0 0 0 998 90.7
Javeon Lara 10 0 814 0 0 0 814 81.4
Quan Myers 11 336 140 0 0 0 476 43.3
Mason Dermott 6 1 109 0 365 0 475 79.2
Korey Bridy 10 100 56 0 298 0 454 45.4
Total..... 11 641 3411 117 717 199 5085 462.3
Opponents..... 11 2919 2687 422 374 297 6699 609.0

FIELD GOALS Made-Att Pct 01-19 20-29 30-39 40-49 50-99 Long Blkd
Reed King 2-4 50.0 0-0 2-2 0-1 0-1 0-0 28 0
Grant Clemons 2-3 66.7 0-0 0-0 1-2 1-1 0-0 40 0

Devin Carper 10 20 18 38 2.0-3
Total..... 11 465 402 867 52-185 15-92
Opponents..... 11 465 283 748 98.0-428 50-324

SCORING TD FGs Kick Rush Rcv Pass DXP Saf Pts
Quan Myers 10 0-0 0-0 0-0 0 0-0 0 0 60
Javeon Lara 7 0-0 0-0 0-0 0 0-0 0 0 42
Jakob Herres 5 0-0 0-0 0-0 1 0-0 0 0 32
Kris Thornton 4 0-0 0-0 0-0 0 0-0 0 0 24
Devone Humphrey 3 0-0 0-0 0-0 0 0-0 0 0 18
Reed King 0 2-4 11-12 0-0 0 0-0 0 0 17
Grant Clemons 0 2-3 10-15 0-0 0 0-0 0 0 16
Reece Udinski 1 0-0 0-0 1-1 0 1-6 0 0 8
Rohan Martin 1 0-0 0-0 0-0 0 0-0 0 0 6
Korey Bridy 1 0-0 0-0 0-0 0 0-0 0 0 6
Tyren Cloyd 1 0-0 0-0 0-0 0 0-0 0 0 6
Alex Ramsey 1 0-0 0-0 0-0 0 0-0 0 0 6
Matt Blaser 1 0-0 0-0 0-0 0 0-0 0 0 6
Devin Carper 1 0-0 0-0 0-0 0 0-0 0 0 6
Chuck Weatherman 0 0-0 0-0 0-0 0 0-0 0 1 2
Tommy Smith 0 0-0 2-2 0-0 0 0-0 0 0 2
Total..... 36 4-7 23-29 1-1 1 1-6 0 1 257
Opponents..... 71 11-16 69-70 0-1 0 0-0 0 1 530

TOTAL OFFENSE GP Plays Rush Pass Total Avg/G
Reece Udinski 11 600 -183 3066 2883 262.1
Quan Myers 11 118 336 0 336 30.5
Alex Ramsey 10 66 316 0 316 31.6
Chance Newman 4 56 18 253 271 67.8
Korey Bridy 10 25 100 0 100 10.0
Austin Coulling 3 16 0 74 74 24.7
Reed King 10 3 34 18 52 5.2
Chima Kpaduwa 5 5 44 0 44 8.8
Mason Dermott 6 1 1 0 1 0.2
TEAM 5 2 -2 0 -2 -0.4
Jake Paladino 8 3 -7 0 -7 -0.9
Tommy Smith 11 1 -16 0 -16 -1.5
Total..... 11 897 641 3411 4052 368.4
Opponents..... 11 837 2919 2687 5606 509.6

PUNTING No. Yds Avg Long TB FC I20 Blkd
Reed King 51 2048 40.2 65 4 0 8 2
Tommy Smith 5 220 44.0 57 1 0 1 0
TEAM 3 0 0.0 0 0 0 0 1
Reece Udinski 3 107 35.7 43 2 1 0 0
Total..... 62 2375 38.3 65 7 1 9 3
Opponents..... 43 1779 41.4 58 5 15 18 0

KICKOFFS No. Yds Avg TB OB Retn Net YdLn
Tommy Smith 48 2395 49.9 12 3
Reed King 2 103 51.5 0 0
DJ Dennis 1 -30 -30.0 0 0
Total..... 51 2468 48.4 12 3 374 35.2 29
Opponents..... 91 4922 54.1 24 4 717 39.6 25

#SoConFB



2018 RESULTS (1-10, 0-8 SOCON; 9TH)

Date	Opponent	W/L	Score	Attendance
Sept. 1	at Toledo	L	3-66	24,136
Sept. 8	*at Wofford	L	14-59	4,957
Sept. 14	*ETSU	L	24-27	2,764
Sept. 22	*at Western Carolina	L	50-52	12,759
Sept. 29	*MERCER	L	38-48	3,251
Oct. 13	*at Samford	L	22-73	4,163
Oct. 20	*THE CITADEL	L	32-34	7,002
Oct. 27	*at Chattanooga	L	27-34	8,201
Nov. 3	TUSCULUM	W	20-11	3,617
Nov. 10	*FURMAN	L	13-49	3,922
Nov. 17	at Old Dominion	L	14-77	20,118

* Southern Conference game

2018 TEAM GAME-BY-GAME

Date	Opponent	Rushing				Receiving				Passing				Kick returns				Punt returns				Total off		
		No.	Yds	TD	Lg	No.	Yds	TD	Lg	Cmp	Att	Int	Yds	TD	Lg	No	Yds	TD	Lg	No	Yds		TD	Lg
Sept. 1	at Toledo	30	48	0	11	29	174	0	38	29	49	2	174	0	38	3	27	0	13	1	4	0	4	222
Sept. 8	at Wofford	21	64	0	20	31	250	2	30	31	53	1	250	2	30	3	50	0	23	0	0	0	0	314
Sept. 14	ETSU	23	-28	1	11	27	305	1	31	27	61	5	305	1	31	1	18	0	18	0	0	0	0	277
Sept. 22	at Western Carolina	36	56	3	22	43	491	4	41	43	73	1	491	4	41	5	113	0	31	1	27	0	27	547
Sept. 29	MERCER	31	55	2	12	37	434	3	59	37	70	2	434	3	59	6	162	0	49	3	35	0	21	489
Oct. 13	at Samford	35	81	1	18	26	310	2	72	26	44	2	310	2	72	6	98	0	20	0	0	0	0	391
Oct. 20	THE CITADEL	18	55	0	19	49	447	5	65	49	65	2	447	5	65	3	50	0	27	1	12	0	12	502
Oct. 27	at Chattanooga	24	-16	1	6	29	332	2	34	29	52	1	332	2	34	4	79	0	25	2	35	0	35	316
Nov. 3	TUSCULUM	45	173	2	18	17	172	1	32	17	32	1	172	1	32	1	2	0	2	1	2	0	2	345
Nov. 10	FURMAN	23	81	0	18	26	280	2	60	26	44	0	280	2	60	3	67	0	25	0	0	0	0	361
Nov. 17	at Old Dominion	26	72	1	16	18	216	1	67	18	42	2	216	1	67	3	51	0	20	1	2	0	2	288
	Totals	312	641	11	22	332	3411	23	72	332	585	19	3411	23	72	38	717	0	49	10	117	0	35	4052
	Opponent	528	2919	41	71	194	2687	24	69	194	309	8	2687	24	69	20	374	0	69	33	422	3	74	5606

Games played: 11
 Avg per rush: 2.1
 Avg per catch: 10.3
 Pass efficiency: 112.21
 Kick ret avg: 18.9
 Punt ret avg: 11.7
 All purpose avg/game: 462.3
 Total offense avg/gm: 368.4

Date	Opponent	Tackles				Sacks		Fumble		Pass defense			Blkd Kick	PAT attempts				Saf	Pts				
		Solo	Asst	Total	TFL-Yds	No-Yds	FF	FR-Yds	Int-Yds	QBH	Brk	Att-Mad		Run	Rcv	Saf							
Sept. 1	at Toledo	41	46	87	6.0-22	2.0-12	0	0-0	0-0	1	2	0	0-0	0	0	0	0	0	0	0	0	3	
Sept. 8	at Wofford	44	32	76	2.0-4	0.0-0	0	0-0	0-0	0	0	0	2-2	0	0	0	0	0	0	0	0	14	
Sept. 14	ETSU	35	42	77	4.0-6	0.0-0	1	1-0	3-69	0	4	0	3-3	0	0	0	0	0	0	0	0	24	
Sept. 22	at Western Carolina	43	40	83	4.0-10	1.0-5	0	0-0	2-22	2	1	0	5-5	0	0	0	0	0	0	0	0	50	
Sept. 29	MERCER	40	28	68	6.0-27	3.0-15	0	0-0	0-0	1	2	0	3-2	1	1	1	1	1	1	1	1	38	
Oct. 13	at Samford	48	32	80	5.0-11	1.0-3	0	0-0	1-47	5	2	0	2-1	0	0	0	0	0	0	0	0	22	
Oct. 20	THE CITADEL	43	42	85	4.0-13	0.0-0	1	1-0	1-32	1	2	0	3-2	0	0	0	0	0	0	0	0	32	
Oct. 27	at Chattanooga	48	12	60	5.0-29	1.0-16	0	0-0	1-29	3	6	0	4-3	0	0	0	0	0	0	0	0	27	
Nov. 3	TUSCULUM	44	36	80	8.0-42	5.0-36	1	1-0	0-0	5	6	1	3-2	0	0	0	0	0	0	0	0	20	
Nov. 10	FURMAN	33	56	89	3.0-5	0.0-0	0	1-0	0-0	0	3	0	2-1	0	0	0	0	0	0	0	0	13	
Nov. 17	at Old Dominion	46	36	82	5.0-16	2.0-5	0	0-0	0-0	2	2	0	2-2	0	0	0	0	0	0	0	0	14	
	Totals	465	402	867	52.0-185	15.0-92	3	4-0	8-199	20	30	1	29-23	1	1	1	1	1	1	1	1	257	
	Opponent	465	283	748	98.0-428	50.0-324	12	7-10	19-297	40	71	5	70-69	0	0	0	0	0	0	0	0	1	530

Date	Opponent	Punting								Field goals				Kickoffs				
		No	Yds	Avg	Long	Blkd	TB	FC	50+	120	Att-Made	Lg	Blkd	No	Yds	Avg	TB	OB
Sept. 1	at Toledo	10	392	39.2	65	1	0	0	2	1	1-1	28	0	2	128	64.0	1	0
Sept. 8	at Wofford	9	359	39.9	64	1	1	0	3	4	1-0	0	0	4	84	21.0	0	0
Sept. 14	ETSU	5	219	43.8	51	0	1	0	1	0	2-1	21	0	5	275	55.0	0	0
Sept. 22	at Western Carolina	3	146	48.7	51	0	0	0	2	1	1-1	36	0	8	451	56.4	5	1
Sept. 29	MERCER	5	220	44.0	57	0	1	0	1	1	0-0	0	0	6	262	43.7	2	0
Oct. 13	at Samford	5	163	32.6	54	0	0	0	1	1	1-1	40	0	5	291	58.2	2	0
Oct. 20	THE CITADEL	5	105	21.0	41	1	0	0	0	1	0-0	0	0	6	216	36.0	1	1
Oct. 27	at Chattanooga	4	165	41.2	48	0	2	0	0	0	0-0	0	0	5	230	46.0	1	0
Nov. 3	TUSCULUM	5	205	41.0	56	0	1	0	1	0	1-0	0	0	5	307	61.4	0	1
Nov. 10	FURMAN	5	177	35.4	43	0	1	0	0	0	0-0	0	0	3	140	46.7	0	0
Nov. 17	at Old Dominion	6	224	37.3	49	0	0	1	0	0	0-0	0	0	2	84	42.0	0	0
	Totals	62	2375	38.3	65	3	7	1	11	9	7-4	40	0	51	2468	48.4	12	3
	Opponent	43	1779	41.4	58	0	5	15	8	18	16-11	48	1	91	4922	54.1	24	4



VMI VS. 2019 OPPONENTS

Marshall 14, VMI 5
At MU: MU leads 7-4
At VMI: MU leads 7-1
Doc Holliday vs. VMI: 0-0
Scott Wachenheim vs. MU: 0-0
Last MU win: 45-20 in 1996
Last VMI win: 20-16 in 1981
Longest MU streak: 14 (1982-96)
Longest VMI streak: 5 (1959-81)
Last 10 meetings: MU leads 10-0
Current streak: MU has won 14
Largest MU win: 61-0 in 1991
Largest VMI win: 46-0 in 1959

Year	Winner	Score	Site
1959	VMI	46-0	Huntington, W.Va.
1961	VMI	33-6	Huntington, W.Va.
1979	VMI	13-3	Huntington, W.Va.
1980	VMI	17-3	Lexington, Va.
1981	VMI	20-16	Huntington, W.Va.
1982	MU	22-20	Lexington, Va.
1983	MU	56-7	Huntington, W.Va.
1985	MU	21-16	Huntington, W.Va.
1986	MU	16-9	Lexington, Va.
1987	MU	42-7	Huntington, W.Va.
1988	MU	24-20	Lexington, Va.
1989	MU	40-10	Huntington, W.Va.
1990	MU	52-7	Lexington, Va.
1991	MU	61-0	Huntington, W.Va.
1992	MU	34-16	Lexington, Va.
1993	MU	51-0	Huntington, W.Va.
1994	MU	49-7	Lexington, Va.
1995	MU	56-21	Huntington, W.Va.
1996	MU	45-20	Lexington, Va.

Mars Hill 0, VMI 0
 First meeting
Tim Clifton vs. VMI: 0-0
Scott Wachenheim vs. MHU: 0-0

ETSU 15, VMI 9
At ETSU: ETSU leads 9-2
At VMI: VMI leads 7-6
Randy Sanders vs. VMI: 1-0
Scott Wachenheim vs. ETSU: 1-2
Last ETSU win: 27-24 in 2018
Last VMI win: 37-7 in 2016
Longest ETSU streak: 7 (1996-02)
Longest VMI streak: 4 (1979-85)
Last 10 meetings: ETSU leads 9-1
Current streak: ETSU has won two
Largest ETSU win: 38-0 in 1996
Largest VMI win: 37-7 in 2016

Year	Winner	Score	Site
1979	VMI	24-14	Lexington, Va.
1982	VMI	21-3	Johnson City, Tenn.
1983	VMI	24-12	Lexington, Va.
1985	VMI	23-19	Lexington, Va.
1986	ETSU	31-20	Johnson City, Tenn.
1987	VMI	20-13	Lexington, Va.
1988	ETSU	26-10	Johnson City, Tenn.
1989	ETSU	17-16	Lexington, Va.
1990	VMI	21-20	Johnson City, Tenn.
1991	VMI	35-20	Lexington, Va.
1992	ETSU	18-16	Johnson City, Tenn.
1993	ETSU	10-7	Lexington, Va.
1994	ETSU	31-21	Johnson City, Tenn.
1995	VMI	37-23	Lexington, Va.
1996	ETSU	38-0	Johnson City, Tenn.
1997	ETSU	17-7	Lexington, Va.
1998	ETSU	44-8	Johnson City, Tenn.
1999	ETSU	26-17	Lexington, Va.
2000	ETSU	38-3	Johnson City, Tenn.
2001	ETSU	34-23	Lexington, Va.
2002	ETSU	35-21	Johnson City, Tenn.



VMI DEFENSIVE BACK A.J. SMITH

2016	VMI	37-7	Lexington, Va.
2017	ETSU	24-6	Johnson City, Tenn.
2018	ETSU	27-24	Lexington, Va.

Robert Morris 2, VMI 2
At RMU: Series tied 1-1
At VMI: Series tied 1-1
Bernard Clark Jr. vs. VMI: 0-0
Scott Wachenheim vs. RMU: 0-1
Last RMU win: 23-0 in 2017
Last VMI win: 14-13 in 2009
Longest RMU streak: 2 (2013-17)
Longest VMI streak: 2 (2007-09)
Last 10 meetings: Series tied 2-2
Current streak: RMU has won two
Largest RMU win: 23-0 in 2017
Largest VMI win: 40-13 in 2007

Year	Winner	Score	Site
2007	VMI	40-13	Moon Township, Pa.
2009	VMI	14-13	Lexington, Va.
2013	RMU	37-31 (OT)	Lexington, Va.
2017	RMU	23-0	Moon Township, Pa.

Wofford 12, VMI 10
At VMI: VMI leads 10-4
At WOF: WOF leads 8-0
Scott Wachenheim vs. WOF: 0-4
Josh Conklin vs. VMI: 1-0
Last VMI win: 27-16 in 2002
Last WOF win: 59-14 in 2018
Longest VMI streak: 9 (1924-92)
Longest WOF streak: 7 (2004-18)
Last 10 meetings: WOF leads 9-1
Current streak: WOF has won seven

Largest VMI win: 37-0 in 1927
Largest WOF win: 55-10 in 1999; 59-14 in 2001, 2018

Year	Winner	Score	Site
1924	VMI	33-0	Lexington, Va.
1925	VMI	9-0	Lexington, Va.
1926	VMI	20-0	Lexington, Va.
1927	VMI	37-0	Lexington, Va.
1936	VMI	19-0	Lexington, Va.
1951	VMI	29-6	Lexington, Va.
1987	VMI	27-11	Lexington, Va.
1988	VMI	18-17	Lexington, Va.
1992	VMI	44-13	Lexington, Va.
1997	WOF	23-13	Spartanburg, S.C.
1998	WOF	42-20	Lexington, Va.
1999	WOF	55-10	Spartanburg, S.C.
2000	WOF	45-28	Lexington, Va.
2001	WOF	59-14	Spartanburg, S.C.
2002	VMI	27-16	Lexington, Va.
2004	WOF	19-18	Lexington, Va.
2005	WOF	38-23	Spartanburg, S.C.
2014	WOF	38-3	Spartanburg, S.C.
2015	WOF	41-20	Lexington, Va.
2016	WOF	17-0	Spartanburg, S.C.
2017	WOF	45-14	Lexington, Va.
2018	WOF	59-14	Spartanburg, S.C.

The Citadel 42, VMI 30, 2 ties
At CIT: CIT leads 25-10
At VMI: VMI leads 16-12-2
At neutral sites: CIT leads 5-4
Brent Thompson vs. VMI: 3-0
Scott Wachenheim vs. CIT: 0-4
Last CIT win: 34-32 in 2018
Last VMI win: 23-21 in 2002



VMI VS. 2019 OPPONENTS

Longest CIT streak: 12 (2003-18)
Longest VMI streak: 7, 1950-57
Last 10 meetings: CIT leads 10-0
Current streak: CIT has won 12
Largest CIT win: 50-0 in 1992
Largest VMI win: 42-0 in 1954

Year	Winner	Score	Site
1920	VMI	35-0	Lynchburg, Va.
1929	VMI	13-7	Lexington, Va.
1930	CIT	7-6	Charleston, S.C.
1931	Tie	13-13	Lexington, Va.
1932	CIT	12-6	Charleston, S.C.
1937	VMI	27-0	Lexington, Va.
1946	VMI	26-7	Lexington, Va.
1947	CIT	7-6	Charleston, S.C.
1948	VMI	34-6	Lexington, Va.
1949	CIT	19-14	Charleston, S.C.
1950	VMI	13-7	Lexington, Va.
1951	VMI	13-7	Charleston, S.C.
1952	VMI	20-19	Lexington, Va.
1953	VMI	14-0	Charleston, S.C.
1954	VMI	42-0	Lexington, Va.
1955	VMI	14-0	Charleston, S.C.
1957	VMI	33-7	Lexington, Va.
1958	CIT	14-6	Charleston, S.C.
1959	VMI	32-8	Lexington, Va.
1960	VMI	20-6	Charleston, S.C.
1961	CIT	14-8	Lexington, Va.
1962	VMI	16-7	Charleston, S.C.
1963	VMI	33-8	Lexington, Va.
1964	CIT	17-0	Charleston, S.C.
1965	VMI	21-7	Lexington, Va.
1966	CIT	30-14	Charleston, S.C.
1967	VMI	22-11	Lexington, Va.
1968	CIT	13-8	Charleston, S.C.
1969	CIT	28-2	Lexington, Va.
1970	CIT	56-9	Charleston, S.C.
1971	CIT	25-24	Lexington, Va.
1972	CIT	42-3	Charleston, S.C.
1973	VMI	23-6	Lexington, Va.
1974	VMI	20-9	Charleston, S.C.
1975	CIT	6-3	Lexington, Va.
1976	VMI	30-14	Charleston, S.C.
1977	VMI	19-3	Lexington, Va.
1978	CIT	14-3	Charleston, S.C.
1979	CIT	37-6	Lexington, Va.
1980	CIT	28-0	Charleston, S.C.
1981	VMI	14-0	Norfolk, Va.
1982	CIT	21-7	Charleston, S.C.
1983	CIT	27-6	Norfolk, Va.
1984	CIT	27-24	Charleston, S.C.
1985	Tie	14-14	Lexington, Va.
1986	VMI	47-30	Charleston, S.C.
1987	VMI	7-3	Charleston, S.C.
1988	CIT	31-20	Norfolk, Va.
1989	VMI	20-10	Norfolk, Va.
1990	CIT	23-3	Charleston, S.C.
1991	CIT	17-14	Norfolk, Va.
1992	CIT	50-0	Charleston, S.C.
1993	CIT	34-33	Charleston, S.C.
1994	CIT	58-14	Norfolk, Va.
1995	VMI	34-7	Charleston, S.C.
1996	VMI	34-27 (OT)	Lexington, Va.
1997	CIT	28-6	Charleston, S.C.
1998	CIT	36-10	Lexington, Va.
1999	CIT	7-6	Charleston, S.C.
2000	VMI	41-21	Lexington, Va.
2001	CIT	49-7	Charleston, S.C.
2002	VMI	23-21	Charlotte, N.C.
2003	CIT	27-23	Charlotte, N.C.
2005	CIT	22-14	Lexington, Va.
2006	CIT	48-21	Charleston, S.C.
2007	CIT	70-28	Lexington, Va.
2011	CIT	41-14	Charleston, S.C.

2012	CIT	27-24	Lexington, Va.
2013	CIT	31-10	Charleston, S.C.
2014	CIT	45-25	Lexington, Va.
2015	CIT	35-14	Charleston, S.C.
2016	CIT	30-20	Lexington, Va.
2017	CIT	21-3	Charleston, S.C.
2018	CIT	34-32	Lexington, Va.

Samford 6, VMI 0

At SAM: SAM leads 2-0
At VMI: SAM leads 4-0
Chris Hatcher vs. VMI: 4-0
Scott Wachenheim vs. SAM: 0-4
Last SAM win: 73-22 in 2018
Last VMI win: N/A
Longest SAM streak: 6 (2001-18)
Longest VMI streak: N/A
Last 10 meetings: SAM leads 6-0
Current streak: SAM has won six
Largest SAM win: 73-22 in 2018
Largest VMI win: N/A

Year	Winner	Score	Site
2001	SAM	46-28	Lexington, Va.
2014	SAM	63-21	Lexington, Va.
2015	SAM	49-13	Lexington, Va.
2016	SAM	55-21	Birmingham, Ala.
2017	SAM	26-7	Lexington, Va.
2018	SAM	73-22	Birmingham, Ala.

Mercer 4, VMI 1

At MER: Series tied 1-1
At VMI: MER leads 3-0
Bobby Lamb vs. VMI: 5-1 (1-0 FUR, 4-1 MER)
Scott Wachenheim vs. MER: 1-3

Last MER win: 48-38 in 2018
Last VMI win: 28-21 in 2015
Longest MER streak: 3 (2016-18)
Longest VMI streak: 1 (2015)
Last 10 meetings: MER leads 4-1
Current streak: MER has won three
Largest MER win: 49-14 in 2017
Largest VMI win: 28-21 in 2015

Year	Winner	Score	Site
2014	MER	27-24	Lexington, Va.
2015	VMI	28-21	Macon, Ga.
2016	MER	33-30 (OT)	Lexington, Va.
2017	MER	49-14	Macon, Ga.
2018	MER	48-38	Lexington, Va.

Western Carolina 22, VMI 3

At WCU: WCU leads 9-3
At WCU: WCU leads 13-0
Scott Wachenheim vs. WCU: 0-4
Mark Speir vs. VMI: 5-0
Last VMI win: 27-25 in 1991
Last WCU win: 52-50 in 2018
Longest VMI streak: 1 (1981, 1988, 1991)
Longest WCU streak: 16 (1992-18)
Last 10 meetings: WCU leads 10-0
Current streak: WCU has won 16
Largest VMI win: 21-14 in 1981
Largest WCU win: 40-2 in 1999

Year	Winner	Score	Site
1978	WCU	41-12	Lexington, Va.
1980	WCU	16-14	Cullowhee, N.C.
1981	VMI	21-14	Lexington, Va.
1984	WCU	22-16	Lexington, Va.



VMI DEFENSIVE LINEMAN JARROD RICHMOND



VMI VS. 2019 OPPONENTS

1985	WCU	35-30	Cullowhee, N.C.
1986	WCU	34-0	Cullowhee, N.C.
1988	VMI	24-20	Lexington, Va.
1990	WCU	28-20	Cullowhee, N.C.
1991	VMI	27-25	Lexington, Va.
1992	WCU	28-25	Cullowhee, N.C.
1993	WCU	38-14	Cullowhee, N.C.
1994	WCU	33-7	Lexington, Va.
1995	WCU	31-14	Cullowhee, N.C.
1996	WCU	28-14	Lexington, Va.
1997	WCU	24-0	Cullowhee, N.C.
1998	WCU	39-17	Lexington, Va.
1999	WCU	40-2	Cullowhee, N.C.
2000	WCU	41-31	Lexington, Va.
2001	WCU	44-17	Cullowhee, N.C.
2002	WCU	35-23	Lexington, Va.
2014	WCU	42-27	Cullowhee, N.C.
2015	WCU	24-20	Lexington, Va.
2016	WCU	32-29	Cullowhee, N.C.
2017	WCU	26-7	Lexington, Va.
2018	WCU	52-50	Cullowhee, N.C.

Furman 27, VMI 9

At FUR: FUR leads 15-3

At VMI: FUR leads 12-6

Clay Hendrix vs. VMI: 2-0

Scott Wachenheim vs. FUR: 0-4

Last FUR win: 49-13 in 2018

Last VMI win: 31-15 in 2014

Longest FUR streak: 21 (1980-02)

Longest VMI streak: 5 (1974-79)

Last 10 meetings: FUR leads 9-1

Current streak: FUR has won four

Largest FUR win: 58-0 in 1999; 65-7 in 2001

Largest VMI win: 31-7 in 1972

Year	Winner	Score	Site
1946	VMI	26-7	Greenville, S.C.
1970	VMI	13-0	Lexington, Va.
1971	FUR	14-0	Greenville, S.C.
1972	VMI	31-7	Lexington, Va.
1973	FUR	19-13	Greenville, S.C.
1974	VMI	7-0	Lexington, Va.
1975	VMI	13-10	Greenville, S.C.
1976	VMI	17-3	Lexington, Va.
1977	VMI	31-28	Greenville, S.C.
1979	VMI	21-20	Lexington, Va.
1980	FUR	21-16	Greenville, S.C.
1981	FUR	33-21	Lexington, Va.
1982	FUR	38-3	Greenville, S.C.
1983	FUR	49-0	Lexington, Va.
1986	FUR	34-3	Lexington, Va.
1987	FUR	38-0	Greenville, S.C.
1988	FUR	31-13	Greenville, S.C.
1989	FUR	30-6	Lexington, Va.
1990	FUR	51-22	Greenville, S.C.
1991	FUR	46-28	Lexington, Va.
1992	FUR	41-13	Greenville, S.C.
1993	FUR	24-0	Greenville, S.C.
1994	FUR	28-11	Lexington, Va.
1995	FUR	55-24	Greenville, S.C.
1996	FUR	31-14	Lexington, Va.
1997	FUR	35-14	Greenville, S.C.
1998	FUR	51-14	Lexington, Va.
1999	FUR	58-0	Greenville, S.C.
2000	FUR	35-21	Lexington, Va.
2001	FUR	65-7	Greenville, S.C.
2002	FUR	55-28	Lexington, Va.
2014	VMI	31-15	Lexington, Va.
2015	FUR	24-21	Greenville, S.C.
2016	FUR	24-10	Lexington, Va.
2017	FUR	42-10	Greenville, S.C.
2018	FUR	49-13	Lexington, Va.

Army West Point 14, VMI 1

At ARMY: ARMY leads 14-1

At VMI: N/A

Jeff Monken vs. VMI: 0-0

Scott Wachenheim vs. ARMY: 0-0

Last ARMY win: 29-7 in 2010

Last VMI win: 14-7 in 1981

Longest ARMY streak: 9 (1917-77)

Longest VMI streak: 1 (1981)

Last 10 meetings: ARMY leads 9-1

Current streak: FUR has won four

Largest ARMY win: 62-7 in 2006

Largest VMI win: 14-7 in 1981

Year	Winner	Score	Site
1917	ARMY	34-0	West Point, N.Y.
1933	ARMY	32-0	West Point, N.Y.
1937	ARMY	20-7	West Point, N.Y.
1941	ARMY	27-20	West Point, N.Y.
1949	ARMY	40-14	West Point, N.Y.
1952	ARMY	42-14	West Point, N.Y.
1956	ARMY	32-12	West Point, N.Y.
1965	ARMY	21-7	West Point, N.Y.
1977	ARMY	27-14	West Point, N.Y.
1981	VMI	14-7	West Point, N.Y.
1990	ARMY	41-17	West Point, N.Y.
1993	ARMY	31-9	West Point, N.Y.
2006	ARMY	62-7	West Point, N.Y.
2009	ARMY	22-17	West Point, N.Y.
2010	ARMY	29-7	West Point, N.Y.

Chattanooga 17, VMI 7, 1 tie

At UTC: UTC leads 9-3-1

At VMI: UTC leads 8-4

Rusty Wright vs. VMI: 0-0

Scott Wachenheim vs. UTC: 0-4

Last UTC win: 34-27 in 2018

Last VMI win: 35-31 in 2002

Longest UTC streak: 5 (1980-87; 2014-18)

Longest VMI streak: 2 (1992-93; 1995-96; 2001-02)

Last 10 meetings: UTC leads 8-2

Current streak: UTC has won five

Largest UTC win: 63-7 in 2017

Largest VMI win: 17-0 in 1972

Year	Winner	Score	Site
1971	UTC	31-8	Lexington, Va.
1972	VMI	17-0	Chattanooga, Tenn.
1980	UTC	55-10	Lexington, Va.
1983	UTC	23-6	Chattanooga, Tenn.
1984	UTC	35-0	Lexington, Va.
1985	UTC	54-7	Chattanooga, Tenn.
1987	UTC	31-0	Lexington, Va.
1989	Tie	14-14	Chattanooga, Tenn.
1991	UTC	50-14	Chattanooga, Tenn.
1992	VMI	37-34 (OT)	Lexington, Va.
1993	VMI	35-29 (OT)	Lexington, Va.
1994	UTC	49-14	Chattanooga, Tenn.
1995	VMI	17-12	Lexington, Va.
1996	VMI	28-14	Chattanooga, Tenn.
1997	UTC	27-24	Lexington, Va.
1998	UTC	45-7	Chattanooga, Tenn.
1999	UTC	27-0	Lexington, Va.
2000	UTC	27-14	Chattanooga, Tenn.
2001	VMI	19-16	Lexington, Va.
2002	VMI	35-31	Chattanooga, Tenn.
2014	UTC	55-7	Chattanooga, Tenn.
2015	UTC	33-27	Lexington, Va.
2016	UTC	30-12	Chattanooga, Tenn.
2017	UTC	63-7	Lexington, Va.
2018	UTC	34-27	Chattanooga, Tenn.



VMI WIDE RECEIVER ROHAN MARTIN

#SoConFB



VMI YEAR-BY-YEAR

Year	Overall	SoCon	Place	Coach
1891	3 0 1			Walter Taylor
1892	4 0 1			No coach
1893	3 1 0			No coach
1894	6 0 0			No coach
1895	5 1 0			G.W. Bryant
1896	3 4 0			G.W. Bryant
1897	3 2 0			R.N. Groner
1898	4 2 0			S.A. Boyle
1899	1 0 0			S.A. Boyle
1900	4 1 2			Sam Walker
1901	4 3 0			Sam Walker
1902	3 3 1			Sam Walker
1903	2 1 0			W.W. Roper
1904	3 5 0			W.W. Roper
1905	2 5 1			I.B. Johnson
1906	4 4 0			I.B. Johnson
1907	5 3 0			C.S. Roller Jr.
1908	3 2 0			C.S. Roller Jr.
1909	4 3 0			W.C. Gloth
1910	3 3 1			W.C. Gloth
1911	7 1 0			Alpha Brummage
1912	7 1 0			Alpha Brummage
1913	7 1 2			Henry G. Poaque
1914	4 4 0			Frank H. Gorton
1915	6 2 1			Frank H. Gorton
1916	4 5 0			Frank H. Gorton
1917	4 4 1			Earl C. Abell
1918	1 3 0			Earl C. Abell/Mose Goodman
1919	6 2 0			Red Fleming
1920	9 0 0			Blandy Clarkson
1921	3 5 1			Blandy Clarkson
1922	7 2 0			Blandy Clarkson
1923	9 1 0			Blandy Clarkson
1924	6 3 1	2 3 1	13th	Blandy Clarkson
1925	6 4 0	2 4 0	17th	Blandy Clarkson
1926	5 5 0	2 4 0	t-15th	Blandy Clarkson
1927	6 4 0	2 4 0	t-17th	W.C. Raftery
1928	5 3 2	2 3 1	t-14th	W.C. Raftery
1929	8 2 0	4 2 0	t-7th	W.C. Raftery
1930	3 6 0	0 5 0	23rd	W.C. Raftery
1931	3 6 1	2 4 0	t-17th	W.C. Raftery
1932	2 8 0	1 4 0	t-18th	W.C. Raftery
1933	2 7 1	2 1 1	4th	W.C. Raftery
1934	1 8 0	0 5 0	10th	W.C. Raftery
1935	2 7 1	0 3 1	10th	W.C. Raftery
1936	6 4 0	4 2 0	4th	W.C. Raftery
1937	5 5 0	4 2 0	5th	Allison T. Hubert
1938	6 1 4	4 0 3	3rd	Allison T. Hubert
1939	6 3 1	3 1 1	t-4th	Allison T. Hubert
1940	7 2 1	3 2 1	7th	Allison T. Hubert
1941	4 6 0	4 2 0	t-5th	Allison T. Hubert
1942	3 5 1	2 4 1	t-10th	Allison T. Hubert
1943	2 6 0	2 3 0	t-7th	Allison T. Hubert
1944	1 8 0	1 5 0	8th	Allison T. Hubert
1945	5 4 0	3 2 0	t-5th	Allison T. Hubert
1946	4 5 1	2 3 1	8th	Allison T. Hubert
1947	3 5 1	2 3 1	11th	A.W. Morton
1948	6 3 0	5 1 0	3rd	A.W. Morton
1949	3 5 1	3 2 1	6th	Thomas N. Nugent
1950	6 4 0	5 1 0	3rd	Thomas N. Nugent
1951	7 3 0	5 0 0	t-1st	Thomas N. Nugent
1952	3 6 1	2 3 1	9th	Thomas N. Nugent
1953	5 5 0	3 3 0	t-5th	John McKenna
1954	4 6 0	4 3 1	5th	John McKenna
1955	1 9 0	1 6 0	9th	John McKenna
1956	3 6 1	2 3 1	6th	John McKenna
1957	9 0 1	6 0 0	1st	John McKenna
1958	6 2 2	2 2 1	4th	John McKenna
1959	8 1 1	5 0 1	1st	John McKenna
1960	7 2 1	4 1 0	1st	John McKenna
1961	6 4 0	4 2 0	3rd	John McKenna
1962	6 4 0	6 0 0	1st	John McKenna
1963	3 5 2	3 1 2	3rd	John McKenna
1964	1 9 0	1 4 0	t-8th	John McKenna
1965	3 7 0	3 2 0	4th	John McKenna
1966	2 8 0	1 4 0	t-8th	Vito Ragazzo
1967	6 4 0	2 3 0	t-5th	Vito Ragazzo
1968	1 9 0	1 3 0	t-5th	Vito Ragazzo
1969	0 10 0	0 4 0	t-6th	Vito Ragazzo
1970	1 10 0	1 4 0	7th	Vito Ragazzo
1971	1 10 0	1 4 0	6th	Bob Thalman
1972	2 9 0	1 5 0	6th	Bob Thalman

Year	Overall	SoCon	Place	Coach
1973	3 8 0	2 4 0	6th	Bob Thalman
1974	7 4 0	5 1 0	1st	Bob Thalman
1975	3 8 0	2 4 0	t-6th	Bob Thalman
1976	5 5 0	2 3 0	5th	Bob Thalman
1977	7 4 0	4 1 0	t-1st	Bob Thalman
1978	3 8 0	1 4 0	5th	Bob Thalman
1979	6 4 1	4 1 0	2nd	Bob Thalman
1980	3 7 1	1 4 1	6th	Bob Thalman
1981	6 3 1	3 1 1	2nd	Bob Thalman
1982	5 6 0	2 3 0	6th	Bob Thalman
1983	2 9 0	1 5 0	6th	Bob Thalman
1984	1 9 0	1 4 0	8th	Bob Thalman
1985	3 7 1	1 4 1	7th	Eddie Williamson
1986	1 10 0	1 5 0	7th	Eddie Williamson
1987	4 7 0	2 4 0	t-5th	Eddie Williamson
1988	2 9 0	1 5 0	6th	Eddie Williamson
1989	2 8 1	1 4 1	t-6th	Jim Shuck
1990	4 7 0	1 5 0	7th	Jim Shuck
1991	4 7 0	2 5 0	t-6th	Jim Shuck
1992	3 8 0	1 6 0	7th	Jim Shuck
1993	1 10 0	1 7 0	9th	Jim Shuck
1994	1 10 0	1 7 0	9th	Bill Stewart
1995	4 7 0	3 5 0	6th	Bill Stewart
1996	3 8 0	2 6 0	t-6th	Bill Stewart
1997	0 11 0	0 8 0	9th	Ted Cain
1998	1 10 0	0 8 0	9th	Ted Cain/Donny White
1999	1 10 0	0 8 0	9th	Cal McCombs
2000	2 9 0	1 7 0	t-8th	Cal McCombs
2001	1 10 0	1 7 0	t-8th	Cal McCombs
2002	6 6 0	3 5 0	t-5th	Cal McCombs
2003	6 6 0			Cal McCombs
2004	0 11 0			Cal McCombs
2005	3 8 0			Cal McCombs
2006	1 10 0			Jim Reid
2007	2 9 0			Jim Reid
2008	4 7 0			Sparky Woods
2009	2 9 0			Sparky Woods
2010	3 8 0			Sparky Woods
2011	2 9 0			Sparky Woods
2012	2 9 0			Sparky Woods
2013	2 10 0			Sparky Woods
2014	2 10 0	1 6 0	t-7th	Sparky Woods
2015	2 9 0	1 6 0	8th	Scott Wachenheim
2016	3 8 0	1 7 0	t-8th	Scott Wachenheim
2017	0 11 0	0 8 0	9th	Scott Wachenheim
2018	1 10 0	0 8 0	9th	Scott Wachenheim
Total	473-705-42	177-308-24		

ALL-TIME VMI COACHES

Coach	Seasons	Years	W	L	T	Pct.
Walter Taylor	1891	1	3	0	1	.875
G.W. Bryant	1895-96	2	8	5	0	.615
R.N. Groner	1897	1	3	2	0	.600
S.A. Boyle	1898-99	2	5	2	0	.714
Sam Walker	1900-02	3	11	7	3	.595
W.W. Roper	1903-04	2	5	6	0	.455
I.B. Johnson	1905-06	2	6	9	1	.406
C.S. Roller Jr.	1907-08	2	8	5	0	.615
W.C. Gloth	1909-10	2	7	6	1	.538
Alpha Brummage	1911-12	2	14	2	0	.875
Henry G. Poaque	1913	1	7	1	2	.800
Frank H. Gorton	1914-16	3	14	11	1	.558
Earl C. Abell	1917	1	4	4	1	.500
Abell/Mose Goodman	1918	1	1	3	0	.250
Red Fleming	1919	1	6	2	0	.750
Blandy Clarkson	1920-26	7	45	20	2	.687
W.C. Raftery	1927-36	10	38	55	5	.413
Allison T. Hubert	1937-46	10	43	45	8	.490
A.W. Morton	1947-48	2	9	8	1	.528
Thomas N. Nugent	1949-52	4	19	18	2	.513
John McKenna	1953-65	13	62	60	8	.508
Vito Ragazzo	1966-70	5	10	41	0	.196
Bob Thalman	1971-84	14	54	94	3	.368
Eddie Williamson	1985-88	4	10	33	1	.239
Jim Shuck	1989-93	4	14	40	1	.264
Bill Stewart	1994-96	3	8	25	0	.242
Ted Cain	1997-98	2	1	20	0	.048
Donny White*	1998	1	0	1	0	.000
Cal McCombs	1999-05	7	19	60	0	.241
Jim Reid	2006-07	2	3	19	0	.136
Sparky Woods	2008-14	7	17	62	0	.215
Scott Wachenheim	2015-present	4	6	38	0	.136

* Interim coach for final game of 1998



FOSTER STADIUM (10,000)



WESTERN CAROLINA

MARK SPEIR HEAD COACH

Alma mater (year): Clemson (1990)
Hometown: Kannapolis, N.C.
Career record (years): 29-51 (7)
School record (years): Same
SoCon record (years): 18-38 (7)
FCS Playoff appearances: 0



SPEIR'S YEAR-BY-YEAR RECORD

Year	School	SoCon	Overall
2012	Western Carolina	0-8 (9th)	1-10
2013	Western Carolina	1-7 (t-8th)	2-10
2014	Western Carolina	5-2 (t-2nd)	7-5
2015	Western Carolina	5-2 (3rd)	7-4
2016	Western Carolina	1-7 (t-8th)	2-9
2017	Western Carolina	5-3 (4th)	7-5
2018	Western Carolina	1-7 (8th)	3-8
Career (7)		18-38 (.321)	29-51 (.363)

2019 COACHING STAFF

John Holt Associate head coach/co-offensive coordinator/offensive line
Tyler Carlton Co-offensive coordinator/wide receivers
John Wiley Defensive coordinator/inside linebackers
Mark Rhea Recruiting coordinator/outside linebackers
Tripp Weaver Defensive passing game coordinator/secondary
Arketa Banks Running backs/tight ends
Phillip Ely Quarterbacks
Keith Henry Special teams coordinator/nickelbacks
Reuben Wright Defensive line
Deane Cheatham Defensive assistant

2019 ROSTER

No.	Name	Pos.	Ht.	Wt.	Cl.	Hometown/Previous school	No.	Name	Pos.	Ht.	Wt.	Cl.	Hometown/Previous school
2	Nate Mullen	WR	5-9	185	R-Sr.	Harrisburg, N.C./Charlotte	50	Alex McConnell	OL	6-4	265	R-Fr.	Boone, N.C./Watagua
3	D.J. Thorpe	WR	6-3	185	R-So.	Nashville, Tenn./Cane Ridge	51	Matthew Bair	OL	6-3	285	R-Jr.	Anderson, S.C./T.L. Hanna
4	Kenny Benton	WR	5-9	180	Jr.	Columbia, S.C./Blythewood	52	Grady Thomas	OL	6-5	285	Jr.	Spartanburg, S.C./Spartanburg
4	A.J. Rogers	DB	6-0	175	So.	Duncan, S.C./Byrnes	55	Gabe Braswell	LB	5-11	190	Fr.	Kinston, N.C./Arendell-Parrott Academy
5	Connell Young	DB	6-0	205	Sr.	Greensboro, N.C./Dudley	56	Jacob Depouli	LB	6-0	205	Fr.	Southern Pines, N.C./Pinecrest
6	Jabril Muhammad	RB	5-11	165	Fr.	St. Petersburg, Fla./Clearwater Aca. International	57	Alan Harris	LB	6-2	225	R-So.	Atlanta, Ga./Mt. Vernon Presbyterian
6	Daquan Patten	WR	5-6	185	R-Jr.	Columbia, S.C./Blythewood	58	Smith Darrius Smith	LB	5-11	210	So.	Robersonville, N.C./South Creek
7	Joey Curry	QB	6-0	205	R-Fr.	Murphy, N.C./Murphy	59	John Esposito	LB	5-10	200	R-Jr.	Staten Island, N.Y./Buffalo State
7	Charles Gadie	DB	5-9	170	R-Fr.	Douglasville, Ga./Douglas County	60	Joaquin Layno	DL	5-10	265	Fr.	Cherokee, N.C./Cherokee
8	Syheam McQueen	RB	6-0	185	Fr.	Laurinburg, N.C./Scotland County	61	Dawson Johnson	OL	6-2	265	R-So.	Taylorsville, N.C./Alexander Central
8	Devin Olawumi, Jr.	LB	6-0	195	So.	Atlanta, Ga./Westlake	62	Michael Harper	OL	6-4	285	R-So.	Wilkesboro, N.C./Fork Union Military Academy
9	Keshawn Abel	WR	6-4	185	R-Fr.	Charlotte, N.C./Mallard Creek	63	Peyton Tully	OL	6-2	270	Fr.	Waxhaw, N.C./Cuthbertson
9	John Brannon, III	DB	6-2	190	Sr.	Charlotte, N.C./South Mecklenburg	65	Isaiah Helms	OL	6-3	315	Fr.	Lenoir, N.C./West Caldwell
10	Malik Richardson	QB	6-4	200	Fr.	Sumter, S.C./Lakewood	67	Jibril Dandy	DL	6-2	325	Gr.	Wilmington, N.C./Tuskegee
10	Angel Rivera	LB	6-2	220	R-Fr.	Charlotte, N.C./Mallard Creek	68	Torrión Stevenson	DL	6-1	315	R-Fr.	Branchville, S.C./Branchville
11	Jaylin Young	WR	6-0	165	Fr.	Miami, Fla./Miami Central	69	Dillon Luther	OL	6-3	300	Fr.	Ashville, N.C./Erwin
12	Tyrie Adams	QB	6-2	180	R-Sr.	St. Petersburg, Fla./Dixie M. Hollins	70	Trent Jones	OL	6-3	280	Fr.	Jacksonville, N.C./Jacksonville
13	D.J. Atkins	RB	5-9	160	R-Fr.	Hogansville, Ga./Callaway	72	Blake Whitmore	OL	6-2	285	Fr.	Raleigh, N.C./Millbrook
13	Ronald Kent, Jr.	DB	5-10	160	So.	Harrisburg, Pa./Harrisburg	73	Nick Campbell	OL	6-1	265	R-So.	Basselton, Ga./Mill Creek
14	Mahari Stribling	WR	6-3	180	R-Fr.	Loganville, Ky./Grayson	74	Tyler Smith	OL	6-8	320	R-Fr.	Laurinburg, N.C./Scotland County
14	Quintin Thames	DB	5-11	170	R-So.	Grayson, Ga./Grayson	75	Zach Hayes	OL	6-3	300	Fr.	Jonesboro, Ga./Jonesboro
15	Will Jones	QB	6-4	220	R-So.	Greensboro, N.C./Page	76	Jacob Combs	OL	6-4	280	Fr.	North Wilkesboro, N.C./North Wilkes
16	Bubba Williamson	QB	6-2	185	R-Fr.	Kershaw, S.C./North Central	78	Garrett Bowman	OL	6-4	265	R-Fr.	Arab, Ala./Arab
17	Reggie Jones	DB	5-11	175	Jr.	Sharpsburg, Ga./East Coweta	79	Bailey Byrum	OL	6-7	330	R-Jr.	Sweetwater, Tenn./Sweetwater
17	Tucker Woolum	WR	5-10	160	R-So.	Pineville, Ky./Pineville	80	Kasimir Absolu	WR	5-10	160	Fr.	Jacksonville, Fla./Mandarin
18	Jaylon McMillon	DB	6-0	175	Fr.	Clemmons, N.C./West Forsyth	81	Kendall Alford	WR	5-10	175	Fr.	Marietta, Ga./Walton
19	Devarius Cortner	DB	6-1	190	Sr.	Nashville, Tenn./East Nashville Magnet	82	Caleb Woodard	TE	6-0	230	R-Jr.	Bryson City, N.C./Swain County
20	Anthony Badgett	DB	5-9	170	R-Fr.	Greensboro, N.C./Southeast Guilford	83	Kevin Thompson	LS	5-10	210	Fr.	Rock Hill, S.C./Northwestern
20	Donnavan Spencer	RB	5-10	190	R-Jr.	Charlotte, N.C./Vance	84	Owen Cosenke	TE	6-3	240	Jr.	Aldie, Va./John Champe
21	Haki Bradley	RB	5-10	210	R-Jr.	Raleigh, N.C./Catawba	85	Luke Britt	TE	6-6	215	R-Fr.	Calypso, N.C./North Duplin
22	JerMichael White	DB	6-1	185	R-Sr.	Johnson City, Tenn./Science Hill	86	Clayton Bardall	TE	6-3	225	R-Fr.	Cumming, Ga./North Forsyth
24	Shamon Elliott	DB	6-0	190	Sr.	Fayetteville, N.C./Terry Sanford	87	Dray Starr	WR	5-10	170	R-Fr.	McDonough, Ga./Henry County
25	Dejon DeCruz	LB	6-1	230	Fr.	Durham, N.C./Riverside	88	Tyler Mitchell	WR	5-7	175	Sr.	Shelby, N.C./Thomas Jefferson Academy
26	Brandon Bawn	DB	6-1	195	Sr.	Macon, Ga./Georgia Military College	89	Richard McCollum	K	5-9	160	R-Fr.	Sanford, N.C./Southern Lee
27	Trevor Childers	LB	6-1	215	Jr.	Lincolnton, N.C./East Lincoln	90	Tre' Jolly	DL	6-2	230	Fr.	Shelby, N.C./Shelby
28	Jaheim Mullen	WR	6-0	185	Fr.	Gastonia, N.C./Hunter Huss	91	Trevon Poole	DL	6-2	270	R-Fr.	Cincinnati, Ohio/Winton Woods
29	Jaylon Pauling	LB	6-3	225	So.	Raleigh, N.C./Louisburg College/Millbrook	92	Darius Bell	DL	6-2	220	Fr.	Gilbert, S.C./Gilbert
30	Michael Murphy	DB	6-2	200	R-Jr.	Spartanburg, S.C./Spartanburg	93	Roman Johnson	DL	6-3	245	Fr.	Greensboro, N.C./Southern Guilford
31	Jalin Virgo	DB	6-0	165	Fr.	High Point, N.C./Southwest Guilford	94	Aidan Alston	DL	6-2	235	Fr.	Southern Pines, N.C./Pinecrest
32	Chris Campbell	LB	6-1	235	R-Fr.	Vanceboro, N.C./West Craven	95	Elijah Hall	DL	6-0	255	R-So.	Kannapolis, N.C./A.L. Brown
33	Curtis Roach	LB	6-1	200	R-So.	Cumming, Ga./South Forsyth	96	K.J. Milner	DL	6-4	260	So.	Hinesville, Ga./Bradwell Institute
34	Ezekiel Jennette	DL	5-11	235	R-So.	Durham, N.C./NC State	98	Adam Henderson	DL	6-4	295	So.	Greenville, S.C./Berea
35	Dorian Davis	DB	6-0	180	Fr.	Shelby, N.C./Shelby	98	Christian Harris	DL	6-3	245	Fr.	Raleigh, N.C./Baylor School (Chattanooga, Tenn.)
36	Christian Yarbrough	LB	6-0	200	R-Jr.	Indian Trail, N.C./Metrolina Christian Academy	99	Ricky Palao	DL	6-2	270	Jr.	Hoover, Ala./Hoover
37	Ty Harris	LB	6-1	245	Jr.	Dacula, Ga./Dacula		Graham Brinker	RB	5-9	175	Fr.	Jacksonville, N.C./Jacksonville
38	Jarquavius Wortham	LB	6-1	225	Sr.	LaGrange, Ga./Georgia Military College		Cameron Brown	LB	6-2	210	Jr.	Tallahassee, Fla./Florida State University School
39	Julian Pletz	K	5-10	180	R-Fr.	Liberty Township, Ohio/Edgewood		Mason Burchette	RB	5-11	200	R-Fr.	Thomasville, N.C./East Davidson
40	Will Horton	K	5-10	165	Jr.	Acworth, Ga./North Cobb		Brandon Dickerson	K/P	5-11	190	Fr.	Fort Mill, S.C./Indian Land
41	Cinsere Allison	DB	6-0	185	R-Fr.	Kannapolis, N.C./A.L. Brown		Jamaud Geter	DB	5-9	165	Fr.	Shelby, N.C./Crest
42	Jontavious Shotwell	DB	5-11	175	R-Fr.	Hoschtan, Ga./Mill Creek		Brandon Hendricks	WR	5-10	160	R-So.	Mocksville, N.C./Davie
43	Luke Hoggard	LB	6-0	225	R-So.	Edenton, N.C./North Carolina		Kaleb Johnson	WR	5-10	195	R-So.	Greensboro, N.C./Southeast Guilford
44	Charles McDonough	LS	6-0	200	R-Jr.	Kernersville, N.C./East Forsyth		Micah Nelson	DB	6-3	195	Fr.	Murphy, N.C./Murphy
45	Caleb Ferguson	RB	5-11	195	R-So.	Waynesville, N.C./Tuscola		Tristan Sens	WR	6-1	180	Fr.	Holly Springs, N.C./Holly Springs
46	Austin Phillips	TE	6-1	235	Sr.	Banner Elk, N.C./Avery County		Jess Smith	WR	5-9	175	R-So.	Seneca, S.C./Seneca
47	Joel Poinsette	K	6-0	165	R-So.	Greenville, S.C./St. Joseph's Catholic							
48	Chester Geffard	LB	6-4	225	Fr.	Ocoee, Fla./Ocoee							
49	Jacob Enns	K/P	6-0	165	R-So.	Tampa, Fla./Samford							

#SoConFB



WESTERN CAROLINA QUARTERBACK TYRIE ADAMS

WESTERN CAROLINA CATAMOUNTS

Basic information

Location: Cullowhee, N.C.
 Founded: 1889
 Enrollment: 11,028
 Nickname: Catamounts
 Colors: Purple and Gold
 Chancellor: Dr. Kelli R. Brown
 Director of athletics: Randy Eaton
 Stadium: E.J. Whitmire Stadium
 Capacity: 13,742

Media relations

Football contact: Daniel Hooker
 Email: dhooker@email.wcu.edu
 Office: 828-227-2339
 Cell: 828-508-2494
 Press box phone: 828-227-2116
 Website: CatamountSports.com

Team information

2018 record: 3-8
 SoCon record: 1-7 (8th)
 Home: 2-3
 Away: 1-5
 Lettermen returning/lost: 36/18
 Off. starters returning/lost: 6/5
 Def. starters returning/lost: 7/5
 Specialists returning/lost: 2/1
 Basic offense: Spread/read option
 Basic defense: 3-4



Daniel Hooker
Football SID

SoCon titles (0)

FCS Playoff appearances (1)
 1983

2019 SCHEDULE

Aug. 31 (6 p.m.)
Mercer*
 (Nexstar/ESPN3 or +)



Oct. 19 (1:30 p.m.)
at Wofford*
 (Nexstar/ESPN3 or +)



Sept. 7 (12:30 p.m.)
at NC State
 (ACC RSN)



Oct. 26 (3:30 p.m.)
Furman*
 (ESPN3 or +)



Sept. 14 (3:30 p.m.)
North Greenville
 (ESPN3 or +)



Nov. 2 (1:30 p.m.)
at VMI*
 (ESPN3 or +)



Sept. 28 (4 p.m.)
at Chattanooga*
 (ESPN3 or +)



Nov. 9 (3:30 p.m.)
ETSU*
 (Nexstar/ESPN3 or +)



Oct. 5 (3:30 p.m.)
Gardner-Webb
 (ESPN3 or +)



Nov. 16 (2 p.m.)
Samford*
 (ESPN3 or +)



Oct. 12 (2 p.m.)
at The Citadel*
 (ESPN3 or +)



Nov. 23 (TBA)
at Alabama
 (TBD)



* Southern Conference game



WESTERN CAROLINA WIDE RECEIVER NATE MULLEN

CATAMOUNTS



2018 RESULTS (3-8, 1-7 SOCON; 8TH)

Date	Opponent	W/L	Score	Attendance
Sept. 01	NEWBERRY	W	33-26	12,111
Sept. 14	at Gardner-Webb	W	28-10	2,257
Sept. 22	*VMI	W	52-50	12,759
Sept. 29	*at Furman	L	38-44	7,201
Oct. 06	*at Samford	L	28-66	3,178
Oct. 13	*CHATTANOOGA	L	6-26	7,362
Oct. 20	*at Mercer	L	46-59	8,230
Oct. 27	*at ETSU	L (3OT)	43-45	7,121
Nov. 03	*THE CITADEL	L	24-38	10,499
Nov. 10	*WOFFORD	L	23-38	10,169
Nov. 17	at North Carolina	L	26-49	41,151

* Southern Conference game

2018 TEAM GAME-BY-GAME

Date	Opponent	Rushing				Receiving				Passing				Kick returns				Punt returns				Total off	
		No.	Yds	TD	Lg	No.	Yds	TD	Lg	Cmp	Att	Int	Yds	TD	Lg	No	Yds	TD	Lg	No	Yds		TD
Sept. 1	NEWBERRY	44	211	3	17	18	271	1	51	18	27-0	271	1	51	1	17	0	17	2	34	0	32	482
Sept. 14	at Gardner-Webb	46	325	1	46	16	150	3	33	16	28-0	150	3	33	1	11	0	11	1	1	0	1	475
Sept. 22	VMI	49	324	3	31	21	229	3	32	21	33-2	229	3	32	1	28	0	28	3	15	0	9	553
Sept. 29	at Furman	43	131	0	12	27	446	5	58	27	40-0	446	5	58	3	52	0	21	1	7	0	7	577
Oct. 6	at Samford	34	144	2	49	26	218	2	26	26	45-2	218	2	26	4	84	0	27	1	4	0	0	362
Oct. 13	CHATTANOOGA	35	82	0	20	9	156	0	37	9	19-1	156	0	37	1	13	0	13	1	37	0	37	238
Oct. 20	at Mercer	45	309	2	37	34	401	4	58	34	50-1	401	4	58	3	43	0	21	1	1	0	1	710
Oct. 27	at ETSU	47	266	2	48	20	229	4	29	20	29-0	229	4	29	4	60	0	26	1	1	0	1	495
Nov. 3	THE CITADEL	34	186	2	75	12	184	0	48	12	21-1	184	0	48	2	38	0	22	3	24	0	17	370
Nov. 10	WOFFORD	35	185	2	32	23	229	0	38	23	37-1	229	0	38	3	44	0	17	0	0	0	0	414
Nov. 17	at North Carolina	34	133	2	25	19	300	0	64	19	36-0	300	0	64	0	0	0	0	0	0	0	0	433
	Totals	446	2296	19	75	225	2813	22	64	225	365-8	2813	22	64	23	390	0	28	14	124	0	37	5109
	Opponent	487	2514	32	62	224	2877	24	68	224	350-12	2877	24	68	40	962	2	97	20	257	1	41	5391

Games played: 11
 Avg per rush: 5.1
 Avg per catch: 12.5
 Pass efficiency: 141.89
 Kick ret avg: 17.0
 Punt ret avg: 8.9
 All purpose avg/game: 529.0
 Total offense avg/gm: 464.5

Date	Opponent	Tackles			TFL-Yds	Sacks No-Yds	Fumble		Pass defense			Blkd Kick	PAT attempts			Saf	Pts
		Solo	Ast	Total			FF	FR-Yds	Int-Yds	QBH	Brk		Att-Mad	Run	Rcv		
Sept. 1	NEWBERRY	41	46	87	8.0-29	5.0-24	0	0-0	0-0	1	4	1	4-3	0	0	0	33
Sept. 14	at Gardner-Webb	46	16	62	11.0-49	5.0-31	0	0-0	2-23	5	5	0	4-4	0	0	0	28
Sept. 22	VMI	62	30	92	12.0-67	6.0-59	0	0-0	1-46	7	9	0	7-7	0	0	0	52
Sept. 29	at Furman	39	28	67	3.0-3	0.0-0	1	1-0	1-9	2	1	1	5-5	0	0	0	38
Oct. 6	at Samford	57	40	97	5.0-30	2.0-25	2	2-0	3-21	5	4	0	4-4	0	0	0	28
Oct. 13	CHATTANOOGA	40	34	74	5.0-14	1.0-2	1	1-0	0-0	1	3	0	0-0	0	0	0	6
Oct. 20	at Mercer	29	36	65	1.0-3	0.0-0	0	1-0	0-0	0	2	0	4-4	0	0	0	46
Oct. 27	at ETSU	52	30	82	6.0-33	3.0-29	1	0-0	3-15	5	3	0	4-4	0	0	0	43
Nov. 3	THE CITADEL	35	66	101	2.0-8	0.0-0	3	2-48	0-0	0	0	0	3-3	0	0	0	24
Nov. 10	WOFFORD	37	38	75	6.0-20	1.0-6	2	0-0	0-0	3	0	1	2-2	0	0	0	23
Nov. 17	at North Carolina	51	42	93	3.0-7	0.0-0	1	1-0	2-82	0	2	0	2-2	0	0	0	26
	Totals	489	406	895	62.0-263	23.0-176	11	8-48	12-196	29	33	3	39-38	0	0	0	347
	Opponent	424	404	828	71.0-256	26.0-144	14	13-69	8-97	37	41	4	54-52	2	0	1	451

Date	Opponent	Punting								Field goals			Kickoffs					
		No	Yds	Avg	Long	Blkd	TB	FC	50+	I20	Att-Made	Lg	Blkd	No	Yds	Avg	TB	OB
Sept. 1	NEWBERRY	4	149	37.2	43	0	1	2	0	1	2-2	42	0	7	418	59.7	0	0
Sept. 14	at Gardner-Webb	5	182	36.4	46	0	2	0	0	1	2-0	0	1	4	240	60.0	1	0
Sept. 22	VMI	4	162	40.5	58	0	0	2	2	1	1-1	37	0	9	513	57.0	0	1
Sept. 29	at Furman	4	110	27.5	40	1	0	2	0	3	1-1	29	0	6	334	55.7	0	1
Oct. 6	at Samford	10	433	43.3	49	0	1	4	0	3	0-0	0	0	5	253	50.6	1	0
Oct. 13	CHATTANOOGA	4	160	40.0	50	0	0	1	1	2	2-2	47	0	4	256	64.0	2	0
Oct. 20	at Mercer	2	96	48.0	52	0	0	1	1	1	3-2	43	0	7	410	58.6	2	0
Oct. 27	at ETSU	4	158	39.5	55	0	0	2	1	4	2-1	36	0	6	358	59.7	2	0
Nov. 3	THE CITADEL	4	89	22.2	49	2	0	0	0	0	2-1	24	0	5	314	62.8	4	0
Nov. 10	WOFFORD	3	129	43.0	51	0	0	3	1	0	4-3	43	0	6	384	64.0	2	0
Nov. 17	at North Carolina	3	127	42.3	49	0	0	0	0	1	4-4	45	0	7	430	61.4	1	0
	Totals	47	1795	38.2	58	3	4	16	6	17	23-17	47	1	66	3910	59.2	15	2
	Opponent	40	1697	42.4	63	1	3	19	10	14	15-13	42	0	78	4571	58.6	37	2

SOCONSPORTS.COM



WESTERN CAROLINA

WESTERN CAROLINA VS. 2019 OPPONENTS

Mercer 3, Western Carolina 2

At MER: MER leads 2-1

At WCU: Series tied 1-1

Bobby Lamb vs. WCU: 11-3 (8-1 FUR, 3-2 MER)

Mark Speir vs. MER: 2-3

Last MER win: 59-46 in 2018

Last WCU win: 24-21 in 2015

Longest MER streak: 3 (2016-18)

Longest WCU streak: 2 (2014-15)

Last 10 meetings: MER leads 3-2

Current streak: MER has won three

Largest MER win: 38-24 in 2016

Largest WCU win: 35-21 in 2014

Year	Winner	Score	Site
2014	WCU	35-21	Macon, Ga.
2015	WCU	24-21	Cullowhee, N.C.
2016	MER	38-24	Macon, Ga.
2017	MER	35-33	Cullowhee, N.C.
2018	MER	59-46	Macon, Ga.

NC State 6, Western Carolina 0

At NCSU: NCSU leads 6-0

At WCU: N/A

Dave Doeren vs. WCU: 0-0

Mark Speir vs. NCSU: 0-0

Last NCSU win: 48-7 in 2010

Last WCU win: N/A

Longest NCSU streak: 6 (1986-2010)

Longest WCU streak: N/A

Last 10 meetings: NCSU leads 6-0

Current streak: NCSU has won six

Largest NCSU win: 67-0 in 1990

Largest WCU win: N/A

Year	Winner	Score	Site
1986	NCSU	31-18	Raleigh, N.C.
1988	NCSU	45-6	Raleigh, N.C.
1990	NCSU	67-0	Raleigh, N.C.
1994	NCSU	38-13	Raleigh, N.C.
2003	NCSU	59-20	Raleigh, N.C.
2010	NCSU	48-7	Raleigh, N.C.

North Greenville 0, Western Carolina 0

First meeting

Jeff Farrington vs. WCU: 0-0

Mark Speir vs. NGU: 0-0

Chattanooga 28, Western Carolina 17

At UTC: UTC leads 15-6

At WCU: UTC leads 13-11

Rusty Wright vs. WCU: 0-0

Mark Speir vs. UTC: 1-6

Last UTC win: 26-6 in 2018

Last WCU win: 45-7 in 2017

Longest UTC streak: 8 (2009-16)

Longest WCU streak: 4 (1991-94)

Last 10 meetings: UTC leads 9-1

Current streak: UTC has won one

Largest UTC win: 51-0 in 2014

Largest WCU win: 53-15 in 1994; 45-7 in 2017

Year	Winner	Score	Site
1973	WCU	14-0	Cullowhee, N.C.
1975	UTC	27-6	Chattanooga, Tenn.
1976	UTC	28-14	Cullowhee, N.C.
1977	UTC	21-10	Cullowhee, N.C.
1978	WCU	31-21	Chattanooga, Tenn.
1979	UTC	42-35	Cullowhee, N.C.
1980	UTC	39-14	Chattanooga, Tenn.
1981	WCU	24-10	Cullowhee, N.C.
1982	WCU	20-0	Cullowhee, N.C.
1983	WCU	25-15	Cullowhee, N.C.
1984	UTC	10-6	Chattanooga, Tenn.
1985	UTC	23-3	Cullowhee, N.C.
1986	UTC	34-7	Chattanooga, Tenn.
1987	UTC	13-11	Cullowhee, N.C.
1988	UTC	19-14	Chattanooga, Tenn.
1989	WCU	26-20	Cullowhee, N.C.
1990	UTC	23-21	Chattanooga, Tenn.
1991	WCU	27-24	Cullowhee, N.C.
1992	WCU	44-13	Chattanooga, Tenn.
1993	WCU	41-10	Chattanooga, Tenn.
1994	WCU	53-15	Cullowhee, N.C.
1995	UTC	35-14	Chattanooga, Tenn.
1996	UTC	20-6	Cullowhee, N.C.



WESTERN CAROLINA LINEBACKER MICHAEL MURPHY

1997	UTC	24-21	Chattanooga, Tenn.
1998	WCU	24-21	Cullowhee, N.C.
1999	UTC	56-28	Chattanooga, Tenn.
2000	WCU	41-36	Cullowhee, N.C.
2001	WCU	21-3	Chattanooga, Tenn.
2002	WCU	45-28	Cullowhee, N.C.
2003	UTC	38-0	Chattanooga, Tenn.
2004	UTC	27-24	Cullowhee, N.C.
2005	WCU	38-20	Chattanooga, Tenn.
2006	UTC	20-17 (OT)	Cullowhee, N.C.
2007	UTC	39-21	Chattanooga, Tenn.
2008	WCU	27-7	Cullowhee, N.C.
2009	UTC	24-20	Chattanooga, Tenn.
2010	UTC	27-21	Cullowhee, N.C.
2011	UTC	51-7	Chattanooga, Tenn.
2012	UTC	45-24	Cullowhee, N.C.
2013	UTC	42-21	Chattanooga, Tenn.
2014	UTC	51-0	Cullowhee, N.C.
2015	UTC	41-13	Chattanooga, Tenn.
2016	UTC	38-25	Cullowhee, N.C.
2017	WCU	45-7	Chattanooga, Tenn.
2018	UTC	26-6	Cullowhee, N.C.

Western Carolina 6, Gardner-Webb 3

At GWU: WCU leads 3-1

At WCU: WCU leads 3-2

Carroll McCray vs. WCU: 0-3

Mark Speir vs. GWU: 3-0

Last GWU win: 27-20 in 2009

Last WCU win: 28-10 in 2018

Longest GWU streak: 2 (2004-09)

Longest WCU streak: 4 (2010-18)

Last 10 meetings: WCU leads 6-3

Current streak: WCU has won four

Largest GWU win: 23-7 in 1932

Largest WCU win: 43-7 in 1983

Year	Winner	Score	Site
1932	GWU	23-7	Cullowhee, N.C.
1983	WCU	43-7	Cullowhee, N.C.

2003	WCU	39-16	Cullowhee, N.C.
2004	GWU	26-20	Boiling Springs, N.C.
2009	GWU	27-20	Cullowhee, N.C.
2010	WCU	28-14	Boiling Springs, N.C.
2016	WCU	44-14	Cullowhee, N.C.
2017	WCU	42-27	Boiling Springs, N.C.
2018	WCU	28-10	Boiling Springs, N.C.

The Citadel 25, Western Carolina 17, 1 tie

At CIT: CIT leads 13-7

At WCU: CIT leads 12-10

At neutral sites: Tied 0-0-1

Brent Thompson vs. WCU: 2-1

Mark Speir vs. CIT: 2-5

Last CIT win: 38-24 in 2018

Last WCU win: 31-19 in 2017

Longest CIT streak: 5 (2004-08)

Longest WCU streak: 3, three times

Last 10 meetings: CIT leads 6-4

Current streak: CIT has won one

Largest CIT win: 38-13 in 1991

Largest WCU win: 44-17 in 1983

Year	Winner	Score	Site
1972	WCU	10-0	Charleston, S.C.
1977	CIT	20-0	Charleston, S.C.
1978	WCU	38-24	Cullowhee, N.C.
1979	CIT	21-19	Charleston, S.C.
1980	CIT	28-21	Cullowhee, N.C.
1981	CIT	12-3	Charleston, S.C.
1982	CIT	24-20	Cullowhee, N.C.
1983	WCU	44-17	Charleston, S.C.
1984	CIT	34-33	Cullowhee, N.C.
1985	CIT	10-3	Charleston, S.C.
1986	WCU	27-12	Cullowhee, N.C.
1987	CIT	38-24	Charleston, S.C.
1988	CIT	27-21	Cullowhee, N.C.
1989	Tie	22-22	Columbia, S.C.
1990	CIT	28-10	Cullowhee, N.C.
1991	CIT	38-13	Charleston, S.C.

WESTERN CAROLINA VS. 2019 OPPONENTS

1992	CIT	36-31	Cullowhee, N.C.
1993	WCU	38-18	Cullowhee, N.C.
1994	WCU	42-38	Charleston, S.C.
1995	WCU	31-14	Cullowhee, N.C.
1996	CIT	28-14	Charleston, S.C.
1997	WCU	45-25	Cullowhee, N.C.
1998	WCU	14-8	Charleston, S.C.
1999	WCU	24-17	Cullowhee, N.C.
2000	CIT	17-10	Charleston, S.C.
2001	WCU	28-25	Cullowhee, N.C.
2002	WCU	37-34	Charleston, S.C.
2003	WCU	28-21	Cullowhee, N.C.
2004	CIT	17-0	Charleston, S.C.
2005	CIT	17-7	Cullowhee, N.C.
2006	CIT	30-27 (OT)	Charleston, S.C.
2007	CIT	37-31	Cullowhee, N.C.
2008	CIT	34-14	Charleston, S.C.
2009	WCU	14-10	Cullowhee, N.C.
2010	WCU	24-13	Charleston, S.C.
2011	CIT	35-7	Cullowhee, N.C.
2012	CIT	45-31	Charleston, S.C.
2013	CIT	28-21	Cullowhee, N.C.
2014	WCU	29-15	Cullowhee, N.C.
2015	CIT	28-10	Charleston, S.C.
2016	CIT	37-14	Cullowhee, N.C.
2017	WCU	31-19	Charleston, S.C.
2018	CIT	38-24	Cullowhee, N.C.

Wofford 27, Western Carolina 14

At WCU: WCU leads 11-10

At WOF: WOF leads 15-4

At neutral sites: WOF leads 1-0

Mark Speir vs. WOF: 2-5

Josh Conklin vs. WCU: 1-0

Last WCU win: 24-17 in 2015

Last WOF win: 38-23 in 2018

Longest WCU streak: 8 (1977-96)

Longest WOF streak: 8 (2006-13)

Last 10 meetings: WOF leads 8-2

Current streak: WOF has won three

Largest WCU win: 41-6 in 1977; 56-21 in 1979

Largest WOF Win: 39-7 in 1956; 38-6 in 2003

Year	Winner	Score	Site
1952	WOF	20-13	Spartanburg, S.C.
1953	WOF	7-6	Cullowhee, N.C.
1955	WOF	21-7	Spartanburg, S.C.
1956	WOF	39-7	Spartanburg, S.C.
1957	WOF	28-7	Spartanburg, S.C.
1958	WOF	29-15	Asheville, N.C.
1970	WOF	29-22	Spartanburg, S.C.
1971	WCU	31-13	Cullowhee, N.C.
1974	WCU	21-9	Spartanburg, S.C.
1975	WOF	23-14	Cullowhee, N.C.
1976	WOF	10-6	Spartanburg, S.C.
1977	WCU	41-6	Cullowhee, N.C.
1978	WCU	26-11	Spartanburg, S.C.
1979	WCU	56-21	Cullowhee, N.C.
1981	WCU	37-30	Spartanburg, S.C.
1982	WCU	36-17	Cullowhee, N.C.
1983	WCU	37-20	Cullowhee, N.C.
1984	WCU	31-0	Cullowhee, N.C.
1996	WCU	24-6	Cullowhee, N.C.
1997	WOF	17-7	Cullowhee, N.C.
1998	WOF	17-10	Spartanburg, S.C.
1999	WOF	35-21	Cullowhee, N.C.
2000	WOF	40-31	Spartanburg, S.C.
2001	WCU	31-28	Cullowhee, N.C.
2002	WOF	31-24	Spartanburg, S.C.
2003	WOF	38-6	Cullowhee, N.C.
2004	WOF	15-12	Spartanburg, S.C.
2005	WCU	24-0	Cullowhee, N.C.
2006	WOF	35-7	Spartanburg, S.C.
2007	WOF	47-44	Cullowhee, N.C.
2008	WOF	42-14	Spartanburg, S.C.
2009	WOF	35-26	Cullowhee, N.C.
2010	WOF	45-14	Spartanburg, S.C.
2011	WOF	42-24	Cullowhee, N.C.
2012	WOF	49-20	Spartanburg, S.C.
2013	WOF	21-17	Cullowhee, N.C.
2014	WCU	26-14	Cullowhee, N.C.
2015	WCU	24-17	Spartanburg, S.C.
2016	WOF	31-19	Cullowhee, N.C.
2017	WOF	35-28 (OT)	Spartanburg, S.C.

2018	WOF	38-23	Cullowhee, N.C.
------	-----	-------	-----------------

Furman 32, Western Carolina 12, 2 ties

At FUR: FUR leads 17-6-1

At WCU: FUR leads 15-6-1

Clay Hendrix vs. WCU: 2-0

Mark Speir vs. FUR: 2-5

Last FUR win: 44-38 in 2018

Last WCU win: 48-10 in 2015

Longest FUR streak: 8 (2006-13)

Longest WCU streak: 3 (1992-94)

Last 10 meetings: FUR leads 8-2

Current streak: FUR has won three

Largest FUR win: 34-0 in 1975

Largest WCU win: 48-10 in 2015

Year	Winner	Score	Site
1971	FUR	21-14	Greenville, S.C.
1972	WCU	20-15	Cullowhee, N.C.
1975	FUR	34-0	Greenville, S.C.
1977	Tie	24-24	Greenville, S.C.
1978	FUR	24-7	Cullowhee, N.C.
1979	FUR	23-14	Greenville, S.C.
1980	FUR	28-14	Cullowhee, N.C.
1981	FUR	31-27	Cullowhee, N.C.
1982	FUR	12-6	Greenville, S.C.
1983	Tie	17-17	Cullowhee, N.C.
1983*	WCU	14-7	Greenville, S.C.
1984	WCU	20-19	Greenville, S.C.
1985	FUR	31-27	Cullowhee, N.C.
1986	WCU	19-13	Greenville, S.C.
1987	WCU	20-14	Cullowhee, N.C.
1988	FUR	31-0	Greenville, S.C.
1989	FUR	17-3	Cullowhee, N.C.
1990	FUR	42-9	Greenville, S.C.
1991	FUR	42-14	Cullowhee, N.C.
1992	WCU	29-27	Greenville, S.C.
1993	WCU	23-20	Cullowhee, N.C.
1994	WCU	35-24	Greenville, S.C.
1995	FUR	31-21	Cullowhee, N.C.
1996	FUR	45-30	Greenville, S.C.
1997	WCU	17-16	Cullowhee, N.C.

1998	FUR	31-7	Greenville, S.C.
1999	FUR	27-19	Cullowhee, N.C.
2000	FUR	38-14	Greenville, S.C.
2001	FUR	31-13	Cullowhee, N.C.
2002	FUR	24-23	Greenville, S.C.
2003	FUR	19-13	Cullowhee, N.C.
2004	FUR	31-10	Greenville, S.C.
2005	WCU	41-21	Cullowhee, N.C.
2006	FUR	42-7	Greenville, S.C.
2007	FUR	52-21	Cullowhee, N.C.
2008	FUR	28-21	Greenville, S.C.
2009	FUR	33-14	Cullowhee, N.C.
2010	FUR	31-17	Greenville, S.C.
2011	FUR	47-21	Cullowhee, N.C.
2012	FUR	45-24	Greenville, S.C.
2013	FUR	32-20	Cullowhee, N.C.
2014	WCU	35-17	Greenville, S.C.
2015	WCU	48-10	Cullowhee, N.C.
2016	FUR	49-21	Greenville, S.C.
2017	FUR	28-6	Cullowhee, N.C.
2018	FUR	44-38	Greenville, S.C.

*NCAA Playoffs

Western Carolina 22, VMI 3

At VMI: WCU leads 9-3

At WCU: WCU leads 13-0

Scott Wachenheim vs. WCU: 0-4

Mark Speir vs. VMI: 5-0

Last VMI win: 27-25 in 1991

Last WCU win: 52-50 in 2018

Longest VMI streak: 1 (1981, 1988, 1991)

Longest WCU streak: 16 (1992-18)

Last 10 meetings: WCU leads 10-0

Current streak: WCU has won 16

Largest VMI win: 21-14 in 1981

Largest WCU win: 40-2 in 1999

Year	Winner	Score	Site
1978	WCU	41-12	Lexington, Va.
1980	WCU	16-14	Cullowhee, N.C.
1981	VMI	21-14	Lexington, Va.
1984	WCU	22-16	Lexington, Va.



WESTERN CAROLINA RUNNING BACK CONNELL YOUNG



WESTERN CAROLINA

WESTERN CAROLINA VS. 2019 OPPONENTS

1985	WCU	35-30	Cullowhee, N.C.
1986	WCU	34-0	Cullowhee, N.C.
1988	VMI	24-20	Lexington, Va.
1990	WCU	28-20	Cullowhee, N.C.
1991	VMI	27-25	Lexington, Va.
1992	WCU	28-25	Cullowhee, N.C.
1993	WCU	38-14	Cullowhee, N.C.
1994	WCU	33-7	Lexington, Va.
1995	WCU	31-14	Cullowhee, N.C.
1996	WCU	28-14	Lexington, Va.
1997	WCU	24-0	Cullowhee, N.C.
1998	WCU	39-17	Lexington, Va.
1999	WCU	40-2	Cullowhee, N.C.
2000	WCU	41-31	Lexington, Va.
2001	WCU	44-17	Cullowhee, N.C.
2002	WCU	35-23	Lexington, Va.
2014	WCU	42-27	Cullowhee, N.C.
2015	WCU	24-20	Lexington, Va.
2016	WCU	32-29	Cullowhee, N.C.
2017	WCU	26-7	Lexington, Va.
2018	WCU	52-50	Cullowhee, N.C.

Western Carolina 24, ETSU 23, 1 tie

At ETSU: WCU leads 12-11-1

At WCU: WCU leads 12-11

At neutral sites: ETSU leads 1-0

Randy Sanders vs. WCU: 1-0

Mark Speir vs. ETSU: 1-2

Last ETSU win: 45-43 (3OT) in 2018

Last WCU win: 49-10 in 2017

Longest ETSU streak: 6 (1932-37)

Longest WCU streak: 7 (1982-88)

Last 10 meetings: Series tied 5-5

Current streak: ETSU has won one

Largest ETSU win: 49-10 in 1996

Largest WCU win: 49-10 in 2017

Year	Winner	Score	Site
1932	ETSU	26-0	Cullowhee, N.C.
1933	ETSU	26-0	Johnson City, Tenn.
1934	ETSU	6-2	Cullowhee, N.C.
1935	ETSU	13-0	Johnson City, Tenn.
1936	ETSU	2-0	Johnson City, Tenn.
1937	ETSU	12-0	Johnson City, Tenn.
1948	WCU	32-12	Cullowhee, N.C.
1949	WCU	14-0	Johnson City, Tenn.
1950	WCU	13-6	Cullowhee, N.C.
1951	WCU	7-6	Johnson City, Tenn.
1952	ETSU	13-7	Cullowhee, N.C.
1953	ETSU	33-7	Johnson City, Tenn.
1954	ETSU	21-14	Cullowhee, N.C.
1955	Tie	7-7	Johnson City, Tenn.
1956	ETSU	7-6	Cullowhee, N.C.
1957	ETSU	7-6	Johnson City, Tenn.
1975	ETSU	29-8	Cullowhee, N.C.
1976	WCU	14-0	Johnson City, Tenn.
1977	WCU	35-0	Cullowhee, N.C.
1978	WCU	21-14	Johnson City, Tenn.
1979	WCU	13-9	Cullowhee, N.C.
1980	WCU	20-17	Johnson City, Tenn.
1981	ETSU	34-23	Cullowhee, N.C.
1982	WCU	27-25	Johnson City, Tenn.
1983	WCU	17-16	Cullowhee, N.C.
1984	WCU	31-17	Johnson City, Tenn.
1985	WCU	13-3	Cullowhee, N.C.
1986	WCU	43-16	Cullowhee, N.C.
1987	WCU	37-20	Johnson City, Tenn.
1988	WCU	33-23	Cullowhee, N.C.
1989	ETSU	30-11	Johnson City, Tenn.
1990	WCU	21-17	Cullowhee, N.C.
1991	WCU	29-15	Johnson City, Tenn.
1992	ETSU	41-12	Cullowhee, N.C.
1993	WCU	25-24	Johnson City, Tenn.
1994	ETSU	34-31	Cullowhee, N.C.
1995	ETSU	36-10	Johnson City, Tenn.
1996	ETSU	49-10	Cullowhee, N.C.
1997	ETSU	28-18	Johnson City, Tenn.
1998	WCU	31-24 (OT)	Cullowhee, N.C.
1999	ETSU	38-10	Johnson City, Tenn.
2000	WCU	39-27	Cullowhee, N.C.
2001	WCU	20-6	Johnson City, Tenn.
2002	ETSU	27-7	Cullowhee, N.C.
2003	WCU	28-21	Johnson City, Tenn.
2016	ETSU	34-31	Bristol, Tenn.

2017	WCU	49-10	Cullowhee, N.C.
2018	ETSU	45-43 (3OT)	Johnson City, Tenn.

Samford 13, Western Carolina 3

At SAM: SAM leads 8-1

At WCU: SAM leads 5-2

Chris Hatcher vs. WCU: 5-1 (3-0 GSU, 2-2 SAM)

Mark Speir vs. SAM: 2-5

Last SAM win: 66-28 in 2018

Last WCU win: 38-34 in 2017

Longest SAM streak: 11 (1991-14)

Longest WCU streak: 1 (1969; 2015; 2017)

Last 10 meetings: SAM leads 8-2

Current streak: SAM has won one

Largest SAM win: 62-23 in 2013

Largest WCU win: 47-13 in 1969

Year	Winner	Score	Site
1969	WCU	47-13	Birmingham, Ala.
1991	SAM	16-3	Cullowhee, N.C.
1992	SAM	30-6	Birmingham, Ala.
1997	SAM	19-0	Birmingham, Ala.
1999	SAM	35-32 (OT)	Cullowhee, N.C.
2008	SAM	21-6	Cullowhee, N.C.
2009	SAM	16-3	Birmingham, Ala.
2010	SAM	38-7	Cullowhee, N.C.
2011	SAM	52-24	Birmingham, Ala.
2012	SAM	25-21	Cullowhee, N.C.
2013	SAM	62-23	Birmingham, Ala.
2014	SAM	34-20	Birmingham, Ala.
2015	WCU	56-36	Cullowhee, N.C.
2016	SAM	30-17	Birmingham, Ala.
2017	WCU	38-34	Cullowhee, N.C.
2018	SAM	66-28	Birmingham, Ala.

Alabama 4, Western Carolina 0

At UA: UA leads 4-0

Nick Saban vs. WCU: 4-0 (1-0 LSU, 3-0 UA)

Mark Speir vs. UA: 0-2

Last UA win: 48-14 in 2014

Longest UA streak: 4 (2004-14)

Last 10 meetings: UA leads 4-0

Current streak: UA has won four

Largest UA win: 52-0 in 2004

Year	Winner	Score	Site
2004	UA	52-0	Tuscaloosa, Ala.
2007	UA	52-6	Tuscaloosa, Ala.
2012	UA	49-0	Tuscaloosa, Ala.
2014	UA	48-14	Tuscaloosa, Ala.



WESTERN CAROLINA TIGHT END OWEN COSENKE

CATAMOUNTS



WESTERN CAROLINA YEAR-BY-YEAR

Year	Overall	SoCon	Place	Coach
1931	4 4 0			C.C. Poindexter
1932	2 9 0			C.C. Poindexter
1933	1 6 2			C.C. Poindexter
1934	3 7 0			C.C. Poindexter
1935	1 10 0			Ralph James
1936	2 7 0			Ralph James
1937	1 6 2			Ralph James
1938	0 7 1			Ralph James
1939	1 6 1			James Whatley
1940	2 4 0			James Whatley
1941	3 5 0			James Whatley
1942-44	No team			
1945	1 3 0			Marion McDonald
1946	6 3 1			Tom Young
1947	3 5 1			Tom Young
1948	7 3 0			Tom Young
1949	8 3 0			Tom Young
1950	3 6 0			Tom Young
1951	3 6 0			Tom Young
1952	2 8 0			Tom Young
1953	1 9 0			Tom Young
1954	4 5 1			Tom Young
1955	2 7 1			Tom Young
1956	1 9 0			Tom Young
1957	2 5 1			Tom Young
1958	1 8 1			Tom Young
1959	7 2 1			Tom Young
1960	6 5 0			Tom Young
1961	4 6 0			Tom Young
1962	3 5 1			Tom Young
1963	2 6 1			Tom Young
1964	5 4 0			Tom Young
1965	7 2 0			Tom Young
1966	5 5 0			Tom Young
1967	4 5 1			Tom Young
1968	4 5 0			Tom Young
1969	9 1 0			Tom Young
1970	6 3 0			Tom Young
1971	4 6 0			Tom Young
1972	7 2 1			Tom Young
1973	6 3 1			Tom Young
1974	9 2 0			Tom Young
1975	3 7 0			Tom Young
1976	6 4 0			Tom Young
1977	6 4 1	2 2 0	5th	Tom Young
1978	6 5 0	4 2 0	t-3rd	Tom Young
1979	6 5 0	2 4 0	7th	Tom Young
1980	3 7 1	2 4 0	5th	Tom Young
1981	4 7 0	3 4 0	6th	Tom Young
1982	6 5 0	4 2 0	3rd	Tom Young
1983	11 3 1	5 0 0	2nd	Tom Young
1984	8 3 0	5 2 0	2nd	Tom Young
1985	4 6 1	2 4 1	t-5th	Tom Young
1986	6 5 0	5 2 0	2nd	Tom Young
1987	4 7 0	2 4 0	t-5th	Tom Young
1988	2 9 0	1 6 0	t-7th	Tom Young
1989	3 7 1	2 4 0	t-5th	Tom Young
1990	3 8 0	2 5 0	6th	Tom Young
1991	2 9 0	2 5 0	t-6th	Tom Young
1992	7 4 0	5 2 0	t-2nd	Tom Young
1993	6 5 0	5 3 0	3rd	Tom Young
1994	6 5 0	5 3 0	t-3rd	Tom Young
1995	3 7 0	2 6 0	t-7th	Tom Young
1996	4 7 0	1 7 0	9th	Tom Young
1997	3 8 0	3 5 0	7th	Tom Young
1998	6 5 0	5 3 0	3rd	Tom Young
1999	3 8 0	2 6 0	7th	Tom Young
2000	4 7 0	3 5 0	7th	Tom Young
2001	7 4 0	5 3 0	4th	Tom Young
2002	5 6 0	3 5 0	t-5th	Tom Young
2003	5 7 0	3 5 0	t-6th	Tom Young
2004	4 7 0	2 5 0	t-5th	Tom Young
2005	5 4 0	4 3 0	4th	Tom Young

Year	Overall	SoCon	Place	Coach
2006	2 9 0	0 7 0	8th	Kent Briggs
2007	1 10 0	0 7 0	8th	Kent Briggs
2008	3 9 0	1 7 0	8th	Dennis Wagner
2009	2 9 0	1 7 0	9th	Dennis Wagner
2010	2 9 0	1 7 0	t-8th	Dennis Wagner
2011	1 10 0	0 8 0	9th	Dennis Wagner
2012	1 10 0	0 8 0	9th	Mark Speir
2013	2 10 0	1 7 0	t-8th	Mark Speir
2014	7 5 0	5 2 0	t-2nd	Mark Speir
2015	7 4 0	5 2 0	3rd	Mark Speir
2016	2 9 0	1 7 0	t-8th	Mark Speir
2017	7 5 0	5 3 0	4th	Mark Speir
2018	3 8 0	1 7 0	8th	Mark Speir
Total	342-505-23	112-190-1		

ALL-TIME VMI COACHES

Coach	Seasons	Years	W	L	T	Pct.
C.C. Poindexter	1931-34	4	10	26	2	.289
Ralph James	1935-38	4	4	30	3	.149
James Whatley	1939-41	3	6	15	1	.295
Marion McDonald	1945	1	1	3	0	.250
Tom Young	1946-55	10	39	55	4	.418
Dan Robinson	1956-68	13	51	67	6	.435
Bob Waters	1969-88	20	116	94	6	.551
Dale Strahm	1989	1	3	7	1	.318
Steve Hodgkin	1990-96	7	31	45	0	.408
Bill Bleil	1997-01	5	23	32	0	.418
Kent Briggs	2002-07	6	22	43	0	.338
Dennis Wagner	2008-11	4	8	37	0	.178
Mark Speir	2012-present	7	29	51	0	.363



WESTERN CAROLINA DEFENSIVE BACK JERMICHAEL WHITE



E.J. WHITMIRE STADIUM (13,742)

SOCONSPORTS.COM



WOFFORD

JOSH CONKLIN HEAD COACH



Alma mater (year):.....Dakota State (2003)
Hometown: Gillette, Wyo.
Career record (years):.....9-4 (1)
School record (years):..... Same
SoCon record (years):.....6-2 (1)
FCS Playoff appearances:..... 1

CONKLIN'S YEAR-BY-YEAR RECORD

Year	School	SoCon	Overall
2018	Wofford	6-2 (t-1st)	9-4
Career (1)		6-2 (.750)	9-4 (.692)

2019 COACHING STAFF

Wade Lang Offensive coordinator/quarterbacks
 Sam Siefkes Defensive coordinator/inside linebackers
 Freddie Brown Wide receivers
 B.J. Connolly Tight ends
 Rob Greene Defensive backs
 Trey Johnson Offensive line
 Trey McCray Outside linebackers/special teams
 Dane Romero Running backs
 Allen Smith Defensive line
 Bryan Whitehead Assistant defensive backs

2019 ROSTER

No.	Name	Pos.	Ht.	Wt.	Cl.	Hometown/Previous school	No.	Name	Pos.	Ht.	Wt.	Cl.	Hometown/Previous school
2	T.J. Luther	WR	6-1	185	So.	Arcadia, Fla./Port Charlotte	46	John Beckley	LB	6-0	215	Jr.	Atlanta, Ga./Riverwood International
3	D'mauriae Van Cleave	RB	5-7	160	So.	Danville, Ky./Danville	47	Ryan Titus	LB	6-1	215	Jr.	Mooresville, N.C./Davidson Day
4	Keyvaun Cobb	DB	5-11	178	Fr.	Black Mountain, N.C./Christ School	48	Tanner Barnes	DL	6-3	215	R-Fr.	Simpsonville, S.C./Hillcrest
4	Miller Mosley	QB	5-11	190	Jr.	Mobile, Ala./St. Paul's Episcopal	49	Walker Gliarmis	K/P	5-8	170	R-Fr.	Wilson, N.C./Fike
5	Robbie Armstrong	DL	6-0	230	Sr.	Dacula, Ga./Archer	50	Andrew Duckworth	LB	6-0	230	So.	Afton, Tenn./Greenville
5	Jimmy Weirick	QB	5-11	185	R-Fr.	Pickerington, Ohio/Pickerington North	52	Thad Mangum	DL	6-2	290	Sr.	Piedmont, S.C./Christ Church
6	RJ Khayo	WR	5-9	160	Fr.	Cincinnati, Ohio/Archbishop Moeller	53	Jackson Pell	OL	6-4	295	Fr.	Summerville, S.C./Ashley Ridge
8	Zy Abercrombie	LB	6-0	195	R-Fr.	Greenwood, S.C./Emerald	54	Jeremy Michaux	OL	6-6	300	Fr.	St. Augustine, Fla./St. Augustine
8	Joe Newman	QB	5-11	185	Sr.	Riverdale, Ga./Charles Drew	55	Chad Gardner	OL	6-2	290	So.	Boiling Springs, S.C./Boiling Springs
9	Mikel Horton	DL	6-1	290	Sr.	Lexington, Ky./Bryan Station	56	James Wells	LB	6-0	210	Fr.	Chapin, S.C./Chapin
9	KeiAndre Sanders	WR	5-8	155	Fr.	Birmingham, Ala./Shades Valley	57	Max Graham	OL	6-1	270	R-Fr.	Myrtle Beach, S.C./Myrtle Beach
10	Ulysses Strawter	S	5-10	185	Jr.	Chattanooga, Tenn./Baylor	58	Blake Jeresaty	OL	6-2	290	Jr.	Charleston, S.C./Bishop England
11	Blake Morgan	HB	5-9	190	Sr.	St. John's, Fla./Creekside	59	Cameron Helgeth	LB	6-2	235	Fr.	Palmetto, Ga./Trinity Christian
11	Miles Richardson	DB	5-10	180	Fr.	Atlanta, Ga./Chapel Hill	60	Collin Springer	LS	5-11	205	R-Fr.	Leesville, S.C./Newberry
12	Darron Paschal	CB	5-10	190	Jr.	Atlanta, Ga./Westlake	61	Austin Lufkin	DL	6-3	280	Jr.	Clifton, Maine/Brewer
12	Malik Stanback	WR	6-1	175	Fr.	Rockingham, N.C./Richmond	62	Al Hogan	OL	6-4	290	So.	Fayetteville, Ga./Landmark Christian
13	Mason Alstatt	S	6-0	205	Sr.	Lexington, Ky./Lafayette	63	Josh Scruggs	LS	6-0	250	So.	Leesville, S.C./Batesburg-Leesville
14	Isaiah Walker	S	6-0	190	R-Fr.	Jacksonville, Fla./Fleming Island	64	Tayvian Gass	OL	6-5	310	Fr.	Sumter, S.C./Sumter
15	Calvin Jackson III	WR	5-11	195	Fr.	Chattanooga, Tenn./Red Bank	65	Forrest Alvarez	LS	6-0	185	Fr.	Lexington, S.C./Lexington
16	Cagan Campbell	CB	5-10	163	R-Fr.	Tuscaloosa, Ala./Hillcrest	65	Ronnie Brooks	OL	6-4	305	Jr.	Washington, D.C./Maret School
17	Dre Yarbough	QB	5-8	165	R-Fr.	Greenwood, S.C./Greenwood	66	Michael Ralph	OL	6-4	285	Sr.	Loveland, Ohio/Loveland
18	Peyton Derrick	CB	6-2	195	So.	Conway, S.C./Conway	67	Paxton Cottrell	OL	6-2	275	R-Fr.	Aynor, S.C./Aynor
18	Peyton Derrick	QB	6-2	195	So.	Conway, S.C./Conway	68	Zak Kurz	OL	6-5	280	So.	West Chester, Ohio/St. Xavier
18	Dimitri Redwood	S	6-2	200	Sr.	North Ridgeville, Ohio/Midview	69	Liam Ronan	OL	6-3	290	Sr.	Lexington, S.C./Lexington
19	Jacquez Allen	RB	5-9	181	Fr.	Prattville, Ala./Prattville	70	Josh Burger	OL	6-4	290	Jr.	Aurora, Ohio/Aurora
20	Donavan Anderson	DB	5-11	180	Jr.	Boiling Springs, S.C./Boiling Springs	71	Anthony Craig	OL	6-4	278	So.	Norfolk, Va./Norview
21	Tahir Annoor	CB	5-11	180	Fr.	Nashville, Tenn./Brentwood Academy	72	Jysaiah Cromer	OL	6-4	260	Fr.	Spartanburg, S.C./Broome
21	Nathan Walker	FB	6-0	225	So.	Ridgeville, S.C./Cross	73	Zach Epting	OL	6-2	290	Jr.	Greenville, S.C./Christ Church
22	Omar Johnson	S	6-0	195	So.	Goose Creek, S.C./Stratford HS	74	Nick Russo	OL	6-2	290	R-Fr.	Chester, N.J./St. Joseph Regional
23	Landon Parker	WR	6-2	200	R-Fr.	Concord, N.C./Mt. Pleasant	75	Justus Basinger	OL	6-4	305	Sr.	Longwood, Fla./Lake Brantley
24	Jack Scroggs	LB	6-0	230	Fr.	Buford, Ga./Buford	77	Elliott Campbell	OL	6-6	290	So.	Lugoff, S.C./Lugoff-Elgin
25	John Harrington Jr.	CB	6-1	175	Fr.	Katy, Texas/Seven Lakes	78	Quashon Greenlee	OL	6-2	270	R-Fr.	Anderson, S.C./T.L. Hanna
25	Andy Riazzi	FB	6-1	210	Jr.	Dayton, Ohio/Bishop Fenwick	79	Ben Carnazzo	DL	6-0	300	Fr.	Newnan, Ga./The Heritage School
26	Jay Hazel	CB	6-0	185	Fr.	Beaufort, S.C./Whale Branch	80	Dorian Lindsey	WR	6-0	195	Sr.	Greer, S.C./Greer
27	George Gbese	CB	5-8	180	Sr.	Murfreesboro, Tenn./Oakland	81	Corey Cooper	WR	5-11	190	So.	New Bern, N.C./Havelock
28	Ryan Lovelace	RB	5-9	200	Jr.	Sugar Hill, Ga./North Gwinnett	82	Jason Hill	WR	5-11	185	Sr.	Spartanburg, S.C./Boiling Springs
29	Jamari Broussard	RB	5-11	204	R-Fr.	Jacksonville, Fla./Atlantic Coast	84	Jim Welsh	WR	6-1	180	Jr.	Winston-Salem, N.C./Woodberry Forest
30	Kent Phelps	RB	5-11	185	Jr.	Hagerhill, Ky./Paintsville	85	Josh Lifson	TE	6-3	228	R-Fr.	Anchorage, Ky./Kentucky Country Day
30	Jackson Zehr	S	6-1	170	Fr.	Summerville, S.C./Cane Bay	86	Garrison Moore	TE	6-5	245	Jr.	Columbia, S.C./Ben Lippen
31	T.J. Neal	LB	6-1	215	So.	Nashville, Tenn./Hillsboro	87	Brater Gerber	WR	6-3	205	So.	Chapel Hill, N.C./East Chapel Hill
32	Evan Suggs	FB	6-0	200	Jr.	Boone, N.C./Watauga	88	Zack Smith	TE	6-4	260	R-Fr.	Ararat, Va./Mt. Airy
33	Brandon Brown	LB	6-1	230	Jr.	Summerville, S.C./Ashley Ridge	89	Nick Karas	TE	6-4	225	Fr.	Waxhaw, N.C./Cuthbertson
34	Luke Carter	K/P	6-1	205	Sr.	Florence, S.C./Wilson	90	Jacob Drag	DL	6-4	254	Fr.	Chapin, S.C./Chapin
35	Irvin Mulligan	RB	5-10	207	Fr.	Beaufort, S.C./Whale Branch	91	James Garnett	DL	5-11	267	R-Fr.	Augusta, Ga./Augusta Prep
35	Jaxen Rogers	S	5-11	190	R-Fr.	Mt. Pleasant, S.C./Wando	92	Eric Mizell	DL	6-2	265	Fr.	Alabaster, Ala./Thompson
36	Rett Russell	LB	6-3	190	R-Fr.	Acworth, Ga./Allatoona	93	Josh Contee	DL	6-2	330	Jr.	Elkridge, Md./Our Lady of Good Counsel
37	Logan Barnes	LB	6-1	205	Fr.	Dawsonville, Ga./Dawson County	94	Ben Mitchum	DL	5-11	315	Fr.	St. George, S.C./Summerville
38	Dawson Henis	K/P	6-0	175	So.	Lexington, S.C./River Bluff	95	Corey Prince	DL	6-0	280	So.	Ft. Lauderdale, Fla./Chaminade-Madonna
39	Nyle Grove	CB	5-8	178	So.	Evans, Ga./Augusta Christian	97	Javonte Turrentine	DL	6-1	290	Fr.	Conway, S.C./Loris
41	Jireh Wilson	LB	6-1	220	Sr.	Calhoun, Ga./Calhoun	98	Elijah Ball	DL	6-3	285	R-Fr.	Rome, Ga./Darlington School
42	DT Wilson	LB	6-1	225	Sr.	Hartsville, S.C./Hartsville	99	Michael Mason	DL	6-3	230	Fr.	Effingham, S.C./South Florence
43	Shaun Moore	LB	6-1	227	Jr.	Columbia, S.C./Spring Valley		Ronnie Brooks	OL	6-4	305	Jr.	Washington, D.C./Maret School
44	Coltin Hallman	K/P	6-0	178	Fr.	West Columbia, S.C./River Bluff		Kent Phelps	RB	5-11	185	Jr.	Hagerhill, Ky./Paintsville
45	Joe Beckett	LB	6-2	235	Jr.	Lexington, S.C./White Knoll							

#SoConFB



WOFFORD LINEBACKER JIREH WILSON

WOFFORD TERRIERS

Basic information

Location: Spartanburg, S.C.
 Founded: 1854
 Enrollment: 1,650
 Nickname: Terriers
 Colors: Old Gold and Black
 President: Dr. Nayef H. Samhat
 Director of athletics: Richard Johnson
 Stadium: Gibbs Stadium
 Capacity: 13,000

Media relations

Football contact: Brent Williamson
 Email: williamsondb@wofford.edu
 Office: 864-597-4093
 Cell: 864-809-8900
 Press box phone: 864-597-4487
 Website: WoffordTerriers.com

Team information

2018 record: 9-4
 SoCon record: 6-2 (t-1st)
 Home: 6-0
 Away: 3-4
 Lettermen returning/lost: 47/18
 Off. starters returning/lost: 9/2
 Def. starters returning/lost: 5/6
 Specialists returning/lost: 2/1
 Basic offense Triple option
 Basic defense Multiple 50



Brent Williamson
Football SID

SoCon titles (6)

2003, 2007, 2010, 2012, 2017, 2018

FCS Playoff appearances (9)

2003, 2007, 2008, 2010, 2011, 2012, 2016, 2017, 2018

2019 SCHEDULE

Aug. 31 (6 p.m.)
at South Carolina State
 (TBD)



Oct. 26 (1:30 p.m.)
Chattanooga*
 (Nexstar/ESPN3 or +)



Sept. 14 (6 p.m.)
Samford*
 (Nexstar/ESPN3 or +)



Nov. 2 (TBA)
at Clemson
 (TBD)



Sept. 21 (6 p.m.)
Gardner-Webb
 (ESPN3 or +)



Nov. 9 (TBA)
at Mercer*
 (ESPN3 or +)



Sept. 28 (1:30 p.m.)
at VMI*
 (ESPN3 or +)



Nov. 16 (1:30 p.m.)
Furman*
 (Nexstar/ESPN3 or +)



Oct. 5 (3:30 p.m.)
at ETSU*
 (ESPN3 or +)



Nov. 23 (12 p.m.)
at The Citadel*
 (ESPN3 or +)



Oct. 19 (1:30 p.m.)
Western Carolina*
 (Nexstar/ESPN3 or +)



**WOFFORD QUARTERBACK
 JOE NEWMAN**

* Southern Conference game

TERRIERS



2018 RESULTS (9-4, 6-2 SOCON; T-1ST)

Date	Opponent	W/L	Score	Attendance
Sept. 1	*THE CITADEL	W	28-21	8,930
Sept. 8	*VMI	W	59-14	4,957
Sept. 15	at Wyoming	L	14-17	20,293
Sept. 29	at Gardner-Webb	W	45-14	2,850
Oct. 6	*at Chattanooga	W	21-10	8,010
Oct. 13	*at Furman	L	14-34	7,006
Oct. 20	*ETSU	W	30-17	6,745
Oct. 27	*MERCER	W	42-21	6,374
Nov. 3	*at Samford	L	20-35	5,821
Nov. 10	*at Western Carolina	W	38-23	10,169
Nov. 17	PRESBYTERIAN	W	45-21	5,674
Nov. 24	ELON	W	19-7	2,157
Dec. 1	at Kennesaw State	L	10-13	3,515

* Southern Conference game % NCAA Division I FCS Playoffs

2018 TEAM GAME-BY-GAME

Date	Opponent	Rushing				Receiving				Passing				Kick returns				Punt returns				Total off		
		No.	Yds	TD	Lg	No.	Yds	TD	Lg	Cmp	Att	Int	Yds	TD	Lg	No	Yds	TD	Lg	No	Yds		TD	Lg
Sept. 1	THE CITADEL	44	340	4	70	4	26	0	17	4	9	2	26	0	17	3	61	0	24	3	3	0	4	366
Sept. 8	VMI	52	450	5	63	15	221	2	45	15	17	0	221	2	45	2	-17	0	1	3	45	0	17	671
Sept. 15	at Wyoming	49	221	2	44	9	73	0	16	9	15	2	73	0	16	0	0	0	0	1	0	0	0	294
Sept. 29	at Gardner-Webb	57	490	4	54	7	153	2	49	7	12	0	153	2	49	1	53	0	53	1	5	0	5	643
Oct. 6	at Chattanooga	65	442	3	66	8	69	0	13	8	9	0	69	0	13	2	36	0	19	1	-2	0	0	511
Oct. 13	at Furman	42	241	1	43	12	105	1	16	12	19	0	105	1	16	2	59	0	38	2	12	0	11	346
Oct. 20	ETSU	50	295	4	44	7	32	0	11	7	15	1	32	0	11	1	17	0	17	1	0	0	0	327
Oct. 27	MERCER	54	359	4	48	9	199	2	71	9	16	2	199	2	71	1	9	0	9	1	0	0	0	558
Nov. 3	at Samford	54	207	1	19	10	171	1	35	10	22	0	171	1	35	2	28	0	18	0	0	0	0	378
Nov. 10	at Western Carolina	51	259	4	38	9	144	1	45	9	15	0	144	1	45	2	30	0	20	0	0	0	0	403
Nov. 17	PRESBYTERIAN	42	329	5	67	10	127	1	40	10	17	2	127	1	40	3	57	0	32	2	-7	0	1	456
Nov. 24	ELON	59	344	1	56	4	20	0	8	4	8	0	20	0	8	1	16	0	16	0	0	0	0	364
Dec. 1	at Kennesaw State	44	74	0	20	10	162	1	57	10	17	1	162	1	57	2	44	0	29	2	6	0	7	236
Totals	Opponent	663	4051	38	70	114	1502	11	71	238	394	13	2607	18	73	22	393	0	53	17	62	0	17	5553

Games played: 13
 Avg per rush: 6.1
 Avg per catch: 13.2
 Pass efficiency: 134.28

Kick ret avg: 17.9
 Punt ret avg: 3.6
 All purpose avg/game: 480.4
 Total offense avg/gm: 427.2

Date	Opponent	Tackles				Sacks	Fumble		Pass defense			Blkd Kick	PAT attempts			Pts		
		Solo	Asst	Total	TFL-Yds		No	Yds	Int-Yds	QBH	Brk		Att-Mad	Run	Rcv		Saf	
Sept. 1	THE CITADEL	49	20	69	4.0-17	0.0-0	0	0-0	0-0	0	6	0	4-4	0	0	0	0	28
Sept. 8	VMI	45	14	59	7.0-35	3.0-24	0	0-0	1-45	0	4	1	8-8	0	0	0	0	59
Sept. 15	at Wyoming	34	28	62	5.0-34	3.0-31	0	0-0	1-15	1	3	0	2-2	0	0	0	0	14
Sept. 29	at Gardner-Webb	33	22	55	7.0-37	4.0-28	0	0-0	1-15	2	2	0	6-6	0	0	0	0	45
Oct. 6	at Chattanooga	29	14	43	3.0-13	1.0-10	2	0-0	1-10	1	3	0	3-3	0	0	0	0	21
Oct. 13	at Furman	40	22	62	5.0-14	0.0-0	0	0-0	1-4	0	0	0	2-2	0	0	0	0	14
Oct. 20	ETSU	36	18	54	6.0-28	4.0-20	1	1-0	2-2	0	2	0	4-3	0	0	0	0	30
Oct. 27	MERCER	31	28	59	4.0-21	3.0-18	2	1-14	1-20	0	3	0	6-6	0	0	0	0	42
Nov. 3	at Samford	38	14	52	3.0-18	1.0-11	0	0-0	1-0	4	3	0	2-2	0	0	0	0	20
Nov. 10	at Western Carolina	38	26	64	3.0-6	0.0-0	1	1-0	1-66	4	4	0	5-5	0	0	0	0	38
Nov. 17	PRESBYTERIAN	46	16	62	8.0-27	1.0-11	0	0-0	1-33	0	1	0	6-6	0	0	0	0	45
Nov. 24	ELON	39	20	59	7.0-16	0.0-0	1	1-0	1-24	0	3	0	1-1	0	0	0	0	19
Dec. 1	at Kennesaw State	50	2	52	8.0-20	2.0-9	1	1-0	1-3	2	1	0	1-1	0	0	0	0	10
Totals	Opponent	508	244	752	70.0-286	22.0-162	8	5-14	13-237	14	35	1	50-49	0	0	0	0	385

Date	Opponent	Punting							Field goals				Kickoffs					
		No	Yds	Avg	Long	Blkd	TB	FC	50+	120	Att-Made	Lg	Blkd	No	Yds	Avg	TB	OB
Sept. 1	THE CITADEL	6	233	38.8	46	0	0	1	0	1	0-0	0	0	5	293	58.6	2	0
Sept. 8	VMI	2	80	40.0	43	0	1	1	0	0	2-1	38	0	9	468	52.0	3	0
Sept. 15	at Wyoming	6	296	49.3	56	0	3	0	3	2	0-0	0	0	3	195	65.0	3	0
Sept. 29	at Gardner-Webb	1	43	43.0	43	0	0	0	0	0	1-1	21	0	7	436	62.3	3	0
Oct. 6	at Chattanooga	3	136	45.3	49	0	1	1	0	1	2-0	0	0	4	229	57.2	2	0
Oct. 13	at Furman	3	132	44.0	48	0	0	1	0	1	0-0	0	0	3	192	64.0	2	0
Oct. 20	ETSU	4	150	37.5	53	0	0	2	1	3	1-1	20	0	6	360	60.0	1	0
Oct. 27	MERCER	1	34	34.0	34	0	0	1	0	1	0-0	0	0	7	304	43.4	0	0
Nov. 3	at Samford	6	273	45.5	54	0	0	2	1	2	2-2	34	0	5	300	60.0	3	0
Nov. 10	at Western Carolina	6	233	38.8	63	1	0	3	1	3	1-1	42	0	7	427	61.0	3	0
Nov. 17	PRESBYTERIAN	1	54	54.0	54	0	0	0	1	1	1-1	23	0	8	489	61.1	5	0
Nov. 24	ELON	2	99	49.5	52	0	0	0	1	1	5-4	33	0	6	282	47.0	0	0
Dec. 1	at Kennesaw State	7	257	36.7	48	0	0	4	0	2	1-1	45	0	3	186	62.0	1	0
Totals	Opponent	48	2020	42.1	63	1	5	16	8	18	16-12	45	0	73	4161	57.0	28	0



WOFFORD

WOFFORD VS. 2019 OPPONENTS

Wofford 6, South Carolina State 2

At SCSU: WOF leads 3-1
At WOF: WOF leads 3-1
Oliver "Buddy" Pough vs. WOF: 0-4
Josh Conklin vs. SCSU: 0-0
Last SCSU win: 14-6 in 1976
Last WOF win: 28-21 in 2006
Longest SCSU streak: 2 (1975-76)
Longest WOF streak: 5 (1977-2006)
Last 10 meetings: WOF leads 6-2
Current streak: WOF has won five
Largest SCSU win: 23-9 in 1975
Largest WOF win: 35-13 in 2003

Year	Winner	Score	Site
1974	WOF	20-0	Spartanburg, S.C.
1975	SCSU	23-9	Orangeburg, S.C.
1976	SCSU	14-6	Spartanburg, S.C.
1977	WOF	39-21	Orangeburg, S.C.
2002	WOF	7-6	Orangeburg, S.C.
2003	WOF	35-13	Spartanburg, S.C.
2004	WOF	24-22	Orangeburg, S.C.
2006	WOF	28-21	Spartanburg, S.C.

Samford 11, Wofford 5

At SAM: SAM leads 6-3
At WOF: SAM leads 5-2
Chris Hatcher vs. WOF: 5-1 (2-1 GSU, 4-0 SAM)
Josh Conklin vs. SAM: 0-1
Last SAM win: 35-20 in 2018
Last WOF win: 24-20 in 2014
Longest SAM streak: 4 (1961-96; 2015-18)
Longest WOF streak: 2 (2010-11)
Last 10 meetings: SAM leads 7-3
Current streak: SAM has won four
Largest SAM win: 30-14 in 1972
Largest WOF win: 28-7 in 2008

Year	Winner	Score	Site
1949	WOF	27-13	Spartanburg, S.C.
1961	SAM	16-13	Spartanburg, S.C.
1962	SAM	34-28	Birmingham, Ala.
1972	SAM	30-14	Birmingham, Ala.
1996	SAM	20-14 (OT)	Birmingham, Ala.
2008	WOF	28-7	Birmingham, Ala.
2009	SAM	27-24	Spartanburg, S.C.
2010	WOF	10-3	Birmingham, Ala.
2011	WOF	38-23	Spartanburg, S.C.
2012	SAM	24-17 (2OT)	Birmingham, Ala.
2013	SAM	34-27	Spartanburg, S.C.
2014	WOF	24-20	Birmingham, Ala.
2015	SAM	37-27	Spartanburg, S.C.
2016	SAM	28-26	Birmingham, Ala.
2017	SAM	24-21	Spartanburg, S.C.
2018	SAM	35-20	Birmingham, Ala.

Wofford 19, Gardner-Webb 8

At GWU: WOF leads 8-5
At WOF: WOF leads 11-3
Carroll McCray vs. WOF: 2-3
Josh Conklin vs. GWU: 1-0
Last GWU win: 43-36 in 2014
Last WOF win: 45-14 in 2018
Longest GWU streak: 2 (2013-14)
Longest WOF streak: 6 (1994-2012)
Last 10 meetings: WOF leads 8-2
Current streak: WOF has won three
Largest GWU win: 36-3 in 1987
Largest WOF win: 61-26 in 1979; 52-17 in 2007

Year	Winner	Score	Site
1972	WOF	24-7	Spartanburg, S.C.
1973	GWU	35-20	Boiling Springs, N.C.
1974	WOF	14-9	Boiling Springs, N.C.
1975	WOF	30-26	Spartanburg, S.C.
1976	GWU	21-12	Spartanburg, S.C.
1977	WOF	7-6	Boiling Springs, N.C.
1978	GWU	31-24	Spartanburg, S.C.
1979	WOF	61-26	Boiling Springs, N.C.
1980	WOF	49-35	Spartanburg, S.C.
1981	WOF	45-21	Boiling Springs, N.C.
1982	WOF	31-29	Spartanburg, S.C.
1983	GWU	28-7	Boiling Springs, N.C.
1984	WOF	42-19	Spartanburg, S.C.
1985	GWU	28-14	Boiling Springs, N.C.
1986	WOF	32-30	Spartanburg, S.C.

1987	GWU	36-3	Boiling Springs, N.C.
1994	WOF	20-14	Spartanburg, S.C.
2004	WOF	49-17	Spartanburg, S.C.
2005	WOF	56-42	Boiling Springs, N.C.
2006	WOF	34-17	Boiling Springs, N.C.
2007	WOF	52-17	Spartanburg, S.C.
2012	WOF	34-7	Boiling Springs, N.C.
2013	GWU	3-0	Spartanburg, S.C.
2014	GWU	43-36	Boiling Springs, N.C.
2015	WOF	16-0	Spartanburg, S.C.
2017	WOF	27-24	Spartanburg, S.C.
2018	WOF	45-14	Boiling Springs, N.C.

Wofford 12, VMI 10

At VMI: VMI leads 10-4
At WOF: WOF leads 8-0
Scott Wachenheim vs. WOF: 0-4
Josh Conklin vs. VMI: 1-0
Last VMI win: 27-16 in 2002
Last WOF win: 59-14 in 2018
Longest VMI streak: 9 (1924-92)
Longest WOF streak: 7 (2004-18)
Last 10 meetings: WOF leads 9-1
Current streak: WOF has won seven
Largest VMI win: 37-0 in 1927
Largest WOF win: 55-10 in 1999; 59-14 in 2001, 2018

Year	Winner	Score	Site
1924	VMI	33-0	Lexington, Va.
1925	VMI	9-0	Lexington, Va.
1926	VMI	20-0	Lexington, Va.
1927	VMI	37-0	Lexington, Va.
1936	VMI	19-0	Lexington, Va.
1951	VMI	29-6	Lexington, Va.
1987	VMI	27-11	Lexington, Va.
1988	VMI	18-17	Lexington, Va.
1992	VMI	44-13	Lexington, Va.
1997	WOF	23-13	Spartanburg, S.C.
1998	WOF	42-20	Lexington, Va.
1999	WOF	55-10	Spartanburg, S.C.
2000	WOF	45-28	Lexington, Va.
2001	WOF	59-14	Spartanburg, S.C.
2002	VMI	27-16	Lexington, Va.
2004	WOF	19-18	Lexington, Va.
2005	WOF	38-23	Spartanburg, S.C.
2014	WOF	38-3	Spartanburg, S.C.
2015	WOF	41-20	Lexington, Va.
2016	WOF	17-0	Spartanburg, S.C.
2017	WOF	45-14	Lexington, Va.
2018	WOF	59-14	Spartanburg, S.C.

Wofford 14, ETSU 13

At ETSU: Series tied 7-7
At WOF: WOF leads 7-6
Randy Sanders vs. WOF: 0-1
Josh Conklin vs. ETSU: 1-0
Last ETSU win: 45-24 in 1998
Last WOF win: 30-17 in 2018
Longest ETSU streak: 5 (1962-66)
Longest WOF streak: 8 (1999-18)
Last 10 meetings: WOF leads 8-2
Current streak: WOF has won eight
Largest ETSU win: 52-3 in 1986
Largest WOF win: 31-0 in 2016

Year	Winner	Score	Site
1957	WOF	18-13	Johnson City, Tenn.
1958	ETSU	24-20	Spartanburg, S.C.
1959	ETSU	18-8	Johnson City, Tenn.
1960	WOF	21-13	Spartanburg, S.C.
1961	WOF	33-26	Spartanburg, S.C.
1962	ETSU	29-4	Johnson City, Tenn.
1963	ETSU	32-20	Spartanburg, S.C.
1964	ETSU	14-0	Johnson City, Tenn.
1965	ETSU	20-6	Spartanburg, S.C.
1966	ETSU	42-6	Johnson City, Tenn.
1980	WOF	16-9	Johnson City, Tenn.
1981	ETSU	34-8	Spartanburg, S.C.
1982	WOF	34-20	Johnson City, Tenn.
1986	ETSU	52-3	Johnson City, Tenn.
1987	ETSU	10-6	Spartanburg, S.C.
1988	ETSU	21-7	Johnson City, Tenn.
1990	WOF	64-46	Johnson City, Tenn.
1997	ETSU	31-28	Spartanburg, S.C.
1998	ETSU	45-24	Johnson City, Tenn.

1999	WOF	38-14	Spartanburg, S.C.
2000	WOF	35-31	Johnson City, Tenn.
2001	WOF	24-3	Spartanburg, S.C.
2002	WOF	39-10	Johnson City, Tenn.
2003	WOF	28-14	Spartanburg, S.C.
2016	WOF	31-0	Spartanburg, S.C.
2017	WOF	31-24	Johnson City, Tenn.
2018	WOF	30-17	Spartanburg, S.C.

Wofford 27, Western Carolina 14

At WCU: WOF leads 11-10
At WOF: WOF leads 15-4
At neutral sites: WOF leads 1-0
Mark Speir vs. WOF: 2-5
Josh Conklin vs. WCU: 1-0
Last WCU win: 24-17 in 2015
Last WOF win: 38-23 in 2018
Longest WCU streak: 8 (1977-96)
Longest WOF streak: 8 (2006-13)
Last 10 meetings: WOF leads 8-2
Current streak: WOF has won three
Largest WCU win: 41-6 in 1977; 56-21 in 1979
Largest WOF Win: 39-7 in 1956; 38-6 in 2003

Year	Winner	Score	Site
1952	WOF	20-13	Spartanburg, S.C.
1953	WOF	7-6	Cullowhee, N.C.
1955	WOF	21-7	Spartanburg, S.C.
1956	WOF	39-7	Spartanburg, S.C.
1957	WOF	28-7	Spartanburg, S.C.
1958	WOF	29-15	Asheville, N.C.
1970	WOF	29-22	Spartanburg, S.C.
1971	WCU	31-13	Cullowhee, N.C.
1974	WCU	21-9	Spartanburg, S.C.
1975	WOF	23-14	Cullowhee, N.C.
1976	WOF	10-6	Spartanburg, S.C.
1977	WCU	41-6	Cullowhee, N.C.
1978	WCU	26-11	Spartanburg, S.C.
1979	WCU	56-21	Cullowhee, N.C.
1981	WCU	37-30	Spartanburg, S.C.
1982	WCU	36-17	Cullowhee, N.C.
1983	WCU	37-20	Cullowhee, N.C.
1984	WCU	31-0	Cullowhee, N.C.
1996	WCU	24-6	Cullowhee, N.C.
1997	WOF	17-7	Cullowhee, N.C.
1998	WOF	17-10	Spartanburg, S.C.
1999	WOF	35-21	Cullowhee, N.C.
2000	WOF	40-31	Spartanburg, S.C.
2001	WCU	31-28	Cullowhee, N.C.
2002	WOF	31-24	Spartanburg, S.C.
2003	WOF	38-6	Cullowhee, N.C.
2004	WOF	15-12	Spartanburg, S.C.
2005	WCU	24-0	Cullowhee, N.C.
2006	WOF	35-7	Spartanburg, S.C.
2007	WOF	47-44	Cullowhee, N.C.
2008	WOF	42-14	Spartanburg, S.C.
2009	WOF	35-26	Cullowhee, N.C.
2010	WOF	45-14	Spartanburg, S.C.
2011	WOF	42-24	Cullowhee, N.C.
2012	WOF	49-20	Spartanburg, S.C.
2013	WOF	21-17	Cullowhee, N.C.
2014	WCU	26-14	Cullowhee, N.C.
2015	WCU	24-17	Spartanburg, S.C.
2016	WOF	31-19	Cullowhee, N.C.
2017	WOF	35-28 (OT)	Spartanburg, S.C.
2018	WOF	38-23	Cullowhee, N.C.

Wofford 14, Chattanooga 11

At UTC: UTC leads 8-6
At WOF: WOF leads 8-3
Rusty Wright vs. WOF: 0-0
Josh Conklin vs. UTC: 1-0
Last UTC win: 20-17 in 2015
Last WOF win: 21-10 in 2018
Longest UTC streak: 5 (1927-98)
Longest WOF streak: 3, four times
Last 10 meetings: WOF leads 6-4
Current streak: WOF has won three
Largest UTC win: 38-7 in 1927
Largest WOF win: 55-0 in 2006

Year	Winner	Score	Site
1927	UTC	38-7	Chattanooga, Tenn.
1968	UTC	35-14	Spartanburg, S.C.
1969	UTC	28-23	Chattanooga, Tenn.

#SoConFB



WOFFORD VS. 2019 OPPONENTS



WOFFORD OFFENSIVE LINEMAN JUSTUS BASINGER

1997	UTC	20-17	Chattanooga, Tenn.
1998	UTC	31-3	Spartanburg, S.C.
1999	WOF	41-34	Chattanooga, Tenn.
2000	WOF	41-33	Spartanburg, S.C.
2001	UTC	29-26	Chattanooga, Tenn.
2002	WOF	27-21 (OT)	Spartanburg, S.C.
2003	WOF	42-14	Chattanooga, Tenn.
2004	WOF	56-21	Spartanburg, S.C.
2005	UTC	25-13	Chattanooga, Tenn.
2006	WOF	55-0	Spartanburg, S.C.
2007	WOF	42-16	Chattanooga, Tenn.
2008	WOF	56-7	Spartanburg, S.C.
2009	UTC	38-9	Chattanooga, Tenn.
2010	WOF	45-14	Spartanburg, S.C.
2011	WOF	28-27	Chattanooga, Tenn.
2012	WOF	16-13 (OT)	Spartanburg, S.C.
2013	UTC	20-10	Chattanooga, Tenn.
2014	UTC	31-13	Chattanooga, Tenn.
2015	UTC	20-17	Spartanburg, S.C.
2016	WOF	36-28	Chattanooga, Tenn.
2017	WOF	24-21 (2OT)	Spartanburg, S.C.
2018	WOF	21-10	Chattanooga, Tenn.

Clemson 12, Wofford 3

At CU: CU leads 8-0
At WOF: CU leads 4-3
Dabo Swinney vs. WOF: 2-0
Josh Conklin vs. CU: 0-0
Last CU win: 49-10 in 2015
Last WOF win: 14-13 in 1933
Longest CU streak: 5 (1940-2015)
Longest WOF streak: 2 (1925-26)
Last 10 meetings: CU leads 8-2
Current streak: CU has won five
Largest CU win: 49-10 in 2015
Largest WOF win: 13-0 in 1925

Year	Winner	Score	Site
1896	CU	16-0	Spartanburg, S.C.
1900	CU	21-0	Spartanburg, S.C.

1917	CU	27-16	Spartanburg, S.C.
1920	CU	13-7	Clemson, S.C.
1925	WOF	13-0	Spartanburg, S.C.
1926	WOF	3-0	Spartanburg, S.C.
1927	CU	6-0	Clemson, S.C.
1929	CU	30-0	Spartanburg, S.C.
1930	CU	32-0	Clemson, S.C.
1933	WOF	14-13	Spartanburg, S.C.
1940	CU	26-0	Clemson, S.C.
1981	CU	45-10	Clemson, S.C.
2001	CU	38-14	Clemson, S.C.
2011	CU	35-27	Clemson, S.C.
2015	CU	49-10	Clemson, S.C.

Mercer 6, Wofford 5

At MER: MER leads 4-2
At WOF: WOF leads 3-2
Bobby Lamb vs. WOF: 5-9 (5-4 FUR, 0-5 MER)
Josh Conklin vs. MER: 1-0
Last MER win: 20-14 in 1941
Last WOF win: 42-21 in 2018
Longest MER streak: 6 (1915-41)
Longest WOF streak: 5 (2014-18)
Last 10 meetings: Series tied 5-5
Current streak: WOF has won five
Largest MER win: 25-7 in 1931
Largest WOF win: 34-6 in 2014

Year	Winner	Score	Site
1915	MER	13-6	Macon, Ga.
1924	MER	16-0	Macon, Ga.
1931	MER	25-7	Spartanburg, S.C.
1938	MER	14-0	Macon, Ga.
1939	MER	12-0	Spartanburg, S.C.
1941	MER	20-14	Macon, Ga.
2014	WOF	34-6	Spartanburg, S.C.
2015	WOF	34-33 (OT)	Macon, Ga.
2016	WOF	31-21	Spartanburg, S.C.
2017	WOF	28-27	Macon, Ga.
2018	WOF	42-21	Spartanburg, S.C.

Furman 54, Wofford 32, 7 ties
At FUR: FUR leads 34-11-5
At WOF: WOF leads 21-20-2
Clay Hendrix vs. WOF: 1-2
Josh Conklin vs. FUR: 0-1
Last FUR win: 34-14 in 2018
Last WOF win: 28-10 in 2017
Longest FUR streak: 19 (1917-47)
Longest WOF streak: 6 (1968-71)
Last 10 meetings: WOF leads 6-4
Current streak: FUR has won one
Largest FUR win: 69-0 in 1920
Largest WOF win: 44-0 in 1895

Year	Winner	Score	Site
1889	WOF	5-1	Spartanburg, S.C.
1889	WOF	2-1	Greenville, S.C.
1890	FUR	12-0	Spartanburg, S.C.
1890	FUR	28-2	Spartanburg, S.C.
1893	FUR	18-4	Greenville, S.C.
1895	WOF	44-0	Spartanburg, S.C.
1896	WOF	6-0	Spartanburg, S.C.
1900	Tie	0-0	Spartanburg, S.C.
1900	WOF	6-5	Greenville, S.C.
1901	FUR	17-0	Greenville, S.C.
1914	FUR	19-12	Greenville, S.C.
1915	FUR	25-0	Greenville, S.C.
1916	WOF	9-7	Spartanburg, S.C.
1917	FUR	18-3	Greenville, S.C.
1918	FUR	7-0	Spartanburg, S.C.
1919	FUR	7-6	Greenville, S.C.
1920	FUR	69-0	Spartanburg, S.C.
1921	FUR	62-0	Greenville, S.C.
1922	FUR	41-0	Spartanburg, S.C.
1928	FUR	26-0	Greenville, S.C.
1929	FUR	25-6	Spartanburg, S.C.
1930	FUR	14-0	Spartanburg, S.C.
1931	FUR	20-0	Greenville, S.C.
1932	FUR	24-0	Spartanburg, S.C.
1933	FUR	38-0	Greenville, S.C.
1934	FUR	13-0	Spartanburg, S.C.
1935	FUR	29-0	Greenville, S.C.
1936	FUR	31-0	Spartanburg, S.C.
1937	FUR	58-0	Greenville, S.C.
1941	FUR	40-19	Greenville, S.C.
1946	FUR	31-0	Greenville, S.C.
1947	FUR	20-6	Spartanburg, S.C.
1948	Tie	7-7	Greenville, S.C.
1950	Tie	13-13	Greenville, S.C.
1951	WOF	14-12	Spartanburg, S.C.
1952	FUR	29-21	Greenville, S.C.
1953	FUR	7-6	Spartanburg, S.C.
1954	WOF	19-0	Greenville, S.C.
1955	WOF	27-6	Spartanburg, S.C.
1956	WOF	18-6	Greenville, S.C.
1957	WOF	13-12	Spartanburg, S.C.
1958	FUR	40-39	Greenville, S.C.
1959	WOF	6-3	Spartanburg, S.C.
1960	FUR	41-26	Greenville, S.C.
1961	FUR	12-7	Spartanburg, S.C.
1962	FUR	34-21	Greenville, S.C.
1963	FUR	21-19	Spartanburg, S.C.
1964	WOF	21-14	Greenville, S.C.
1965	WOF	35-13	Spartanburg, S.C.
1966	Tie	15-15	Greenville, S.C.
1967	FUR	21-20	Spartanburg, S.C.
1968	WOF	13-7	Spartanburg, S.C.
1968	WOF	21-7	Greenville, S.C.
1969	WOF	49-7	Spartanburg, S.C.
1969	WOF	31-21	Greenville, S.C.
1970	WOF	28-13	Greenville, S.C.
1971	WOF	27-0	Spartanburg, S.C.
1972	FUR	24-7	Greenville, S.C.
1973	FUR	21-19	Spartanburg, S.C.
1974	FUR	21-20	Greenville, S.C.
1975	Tie	14-14	Spartanburg, S.C.
1976	FUR	56-14	Greenville, S.C.
1977	WOF	13-7	Spartanburg, S.C.
1978	FUR	36-12	Greenville, S.C.
1979	WOF	27-17	Spartanburg, S.C.
1980	Tie	14-14	Greenville, S.C.
1989	FUR	42-7	Greenville, S.C.
1993	Tie	14-14	Greenville, S.C.



WOFFORD

WOFFORD VS. 2019 OPPONENTS

1995	FUR	38-0	Greenville, S.C.
1996	FUR	33-3	Greenville, S.C.
1997	FUR	28-7	Greenville, S.C.
1998	WOF	40-20	Spartanburg, S.C.
1999	FUR	30-3	Greenville, S.C.
2000	FUR	27-18	Spartanburg, S.C.
2001	FUR	45-14	Greenville, S.C.
2002	FUR	23-21	Spartanburg, S.C.
2003	WOF	7-6	Greenville, S.C.
2004	FUR	31-24	Spartanburg, S.C.
2005	FUR	34-21	Greenville, S.C.
2006	FUR	35-21	Spartanburg, S.C.
2007	WOF	45-20	Greenville, S.C.
2008	WOF	35-10	Spartanburg, S.C.
2009	FUR	58-21	Greenville, S.C.
2010	WOF	38-17	Spartanburg, S.C.
2011	FUR	26-21	Greenville, S.C.
2012	WOF	20-17	Spartanburg, S.C.
2013	FUR	27-14	Greenville, S.C.
2014	FUR	31-14	Greenville, S.C.
2015	WOF	38-28	Spartanburg, S.C.
2016	WOF	34-27	Greenville, S.C.
2017	WOF	24-23	Spartanburg, S.C.
2017*	WOF	28-10	Spartanburg, S.C.
2018	FUR	34-14	Greenville, S.C.

* NCAA Playoffs

The Citadel 42, Wofford 29, 1 tie

At CIT: CIT leads 28-13-1

At WOF: WOF leads 16-11

At neutral sites: CIT leads 3-0

Brent Thompson vs. WOF: 1-3

Josh Conklin vs. CIT: 1-0

Last CIT win: 24-21 in 2016

Last WOF win: 28-21 in 2018

Longest CIT streak: 15 (1959-90)

Longest WOF streak: 16 (1999-14)

Last 10 meetings: WOF leads 8-2

Current streak: WOF has won three			
Largest CIT win: 41-0 in 1936			
Largest WOF win: 43-14 in 2011			
Year	Winner	Score	Site
1916	CIT	37-0	Charleston, S.C.
1919	WOF	12-0	Spartanburg, S.C.
1920	CIT	19-0	Charleston, S.C.
1921	CIT	28-0	Charleston, S.C.
1923	CIT	9-0	Spartanburg, S.C.
1924	CIT	19-0	Charleston, S.C.
1926	CIT	6-0	Spartanburg, S.C.
1927	Tie	6-6	Charleston, S.C.
1928	WOF	9-7	Spartanburg, S.C.
1929	CIT	7-0	Spartanburg, S.C.
1930	CIT	7-6	Spartanburg, S.C.
1931	CIT	28-7	Charleston, S.C.
1932	CIT	13-0	Spartanburg, S.C.
1933	CIT	14-0	Charleston, S.C.
1934	CIT	18-7	Spartanburg, S.C.
1935	CIT	20-7	Charleston, S.C.
1936	CIT	41-0	Augusta, S.C.
1937	CIT	38-0	Spartanburg, S.C.
1938	CIT	27-0	Charleston, S.C.
1939	CIT	21-2	Wilmington, S.C.
1940	CIT	7-3	Orangeburg, S.C.
1941	CIT	42-7	Charleston, S.C.
1949	WOF	21-7	Spartanburg, S.C.
1954	CIT	14-13	Spartanburg, S.C.
1955	WOF	27-7	Spartanburg, S.C.
1956	WOF	23-19	Spartanburg, S.C.
1957	WOF	34-0	Spartanburg, S.C.
1958	WOF	18-6	Spartanburg, S.C.
1959	CIT	40-8	Spartanburg, S.C.
1967	CIT	17-7	Charleston, S.C.
1975	CIT	16-7	Charleston, S.C.
1977	CIT	7-0	Charleston, S.C.
1978	CIT	35-17	Charleston, S.C.
1979	CIT	49-30	Charleston, S.C.

1980	CIT	35-3	Charleston, S.C.
1981	CIT	24-14	Charleston, S.C.
1982	CIT	21-14	Charleston, S.C.
1984	CIT	23-16	Charleston, S.C.
1985	CIT	42-28	Charleston, S.C.
1986	CIT	20-6	Charleston, S.C.
1987	CIT	38-0	Charleston, S.C.
1989	CIT	42-21	Charleston, S.C.
1990	CIT	48-14	Charleston, S.C.
1991	WOF	15-12	Charleston, S.C.
1992	CIT	30-13	Charleston, S.C.
1993	WOF	20-6	Charleston, S.C.
1994	CIT	31-3	Charleston, S.C.
1995	CIT	27-10	Charleston, S.C.
1996	WOF	26-21	Charleston, S.C.
1997	CIT	7-3	Charleston, S.C.
1998	CIT	20-14	Spartanburg, S.C.
1999	WOF	47-16	Charleston, S.C.
2000	WOF	31-10	Spartanburg, S.C.
2001	WOF	13-0	Charleston, S.C.
2002	WOF	27-14	Spartanburg, S.C.
2003	WOF	42-16	Charleston, S.C.
2004	WOF	38-17	Spartanburg, S.C.
2005	WOF	28-10	Charleston, S.C.
2006	WOF	28-20	Spartanburg, S.C.
2007	WOF	28-7	Charleston, S.C.
2008	WOF	33-28	Spartanburg, S.C.
2009	WOF	43-17	Charleston, S.C.
2010	WOF	35-0	Spartanburg, S.C.
2011	WOF	43-14	Charleston, S.C.
2012	WOF	24-21	Spartanburg, S.C.
2013	WOF	21-10	Charleston, S.C.
2014	WOF	17-13	Spartanburg, S.C.
2015	CIT	39-12	Charleston, S.C.
2016	CIT	24-21 (OT)	Spartanburg, S.C.
2016*	WOF	17-3	Charleston, S.C.
2017	WOF	20-16	Charleston, S.C.
2018	WOF	28-21	Spartanburg, S.C.

* NCAA Playoffs

#SoConFB



WOFFORD DEFENSIVE LINEMAN THAD MANGUM

TERRIERS



WOFFORD YEAR-BY-YEAR

Year	Overall	SoCon	Place	Coach
1889	2 0 0			Edwin Kerrison
1890	0 2 0			
1891-92	No team			
1893	0 1 0			
1894	0 1 0			
1895	3 1 0			William Wertebaker
1896	2 2 0			
1897-99	No team			
1900	1 2 1			
1901	2 3 0			J. Norman Walker
1902-13	No team			
1914	1 6 1			Curtis McCoy
1915	3 5 0			Harvey Hester
1916	2 6 0			Leslie Moser
1917	5 4 0			Leslie Moser
1918	0 3 0			Bernard Peters
1919	3 2 1			J.P. (Rip) Major
1920	0 8 1			John F. Gorsuch
1921	2 7 0			John R. Kilroy
1922	2 7 0			J.P. (Rip) Major
1923	6 3 0			J.P. (Rip) Major
1924	3 7 0			J.P. (Rip) Major
1925	3 7 0			J.P. (Rip) Major
1926	2 8 0			J.P. (Rip) Major
1927	2 4 3			Tommy Scaffie
1928	7 2 1			Tommy Scaffie
1929	3 6 0			Tommy Scaffie
1930	2 9 0			Tommy Scaffie
1931	4 5 0			Tommy Scaffie
1932	3 6 1			Tommy Scaffie
1933	3 6 0			Tommy Scaffie
1934	4 4 1			Jules Carson
1935	4 4 1			Jules Carson
1936	1 7 1			Jules Carson
1937	2 7 0			Jules Carson
1938	0 8 1			Jules Carson
1939	1 5 3			Jules Carson
1940	3 4 2			Jules Carson
1941	4 6 0			Jules Carson
1942	2 5 0			Ted Petosky
1943-45	No team			
1946	1 8 0			Ted Petosky
1947	6 5 0			Phil Dickens
1948	4 0 5			Phil Dickens
1949	11 1 0			Phil Dickens
1950	7 2 1			Phil Dickens
1951	6 3 1			Phil Dickens
1952	6 5 0			Phil Dickens
1953	6 4 1			Conley Snidow
1954	8 2 0			Conley Snidow
1955	7 4 0			Conley Snidow
1956	7 3 0			Conley Snidow
1957	8 2 0			Conley Snidow
1958	3 7 0			Conley Snidow
1959	5 5 0			Conley Snidow
1960	5 3 0			Conley Snidow
1961	5 4 2			Conley Snidow
1962	2 8 0			Conley Snidow
1963	4 6 0			Conley Snidow
1964	6 4 0			Conley Snidow
1965	5 4 0			Conley Snidow
1966	6 3 1			Conley Snidow
1967	4 6 0			Jim Brakefield
1968	4 7 0			Jim Brakefield
1969	9 2 0			Jim Brakefield
1970	11 1 0			Jim Brakefield
1971	6 4 0			Jack Peterson
1972	6 4 0			Jack Peterson
1973	4 6 1			Jack Peterson
1974	7 4 0			Steve Satterfield
1975	7 3 1			Steve Satterfield
1976	4 7 0			Steve Satterfield
1977	7 3 1			Buddy Sasser

Year	Overall	SoCon	Place	Coach
1978	3 8 0			Buddy Sasser
1979	5 5 0			Buddy Sasser
1980	7 2 2			Buddy Sasser
1981	6 5 0			Buddy Sasser
1982	8 3 0			Buddy Sasser
1983	6 5 0			Bill Parker
1984	2 9 0			Bill Parker
1985	3 8 0			Rick Gilstrap
1986	4 6 1			Rick Gilstrap
1987	1 10 0			Rick Gilstrap
1988	5 5 0			Mike Ayers
1989	6 5 0			Mike Ayers
1990	9 3 0			Mike Ayers
1991	9 3 0			Mike Ayers
1992	6 5 0			Mike Ayers
1993	7 3 1			Mike Ayers
1994	5 6 0			Mike Ayers
1995	4 7 0			Mike Ayers
1996	6 5 0			Mike Ayers
1997	3 7 0	2 6 0	8th	Mike Ayers
1998	4 7 0	3 5 0	7th	Mike Ayers
1999	6 5 0	5 3 0	4th	Mike Ayers
2000	7 4 0	5 3 0	4th	Mike Ayers
2001	4 7 0	3 5 0	6th	Mike Ayers
2002	9 3 0	6 2 0	t-2nd	Mike Ayers
2003	12 2 0	8 0 0	1st	Mike Ayers
2004	8 3 0	4 3 0	t-3rd	Mike Ayers
2005	6 5 0	3 4 0	t-5th	Mike Ayers
2006	7 4 0	5 2 0	3rd	Mike Ayers
2007	9 4 0	5 2 0	t-1st	Mike Ayers
2008	9 3 0	7 1 0	2nd	Mike Ayers
2009	3 8 0	2 6 0	t-7th	Mike Ayers
2010	10 3 0	7 1 0	t-1st	Mike Ayers
2011	8 4 0	6 2 0	t-2nd	Mike Ayers
2012	9 4 0	6 2 0	t-1st	Mike Ayers
2013	5 6 0	4 4 0	t-4th	Mike Ayers
2014	6 5 0	4 3 0	4th	Mike Ayers
2015	5 6 0	3 4 0	t-4th	Mike Ayers
2016	10 4 0	6 2 0	t-2nd	Mike Ayers
2017	10 3 0	7 1 0	1st	Mike Ayers
2018	9 4 0	6 2 0	t-1st	Josh Conklin
Total	535-507-36	107-63-0		

ALL-TIME VMI COACHES

Coach	Seasons	Years	W	L	T	Pct.
Edwin Kerrison	1889	1	2	0	0	1.00
William Wertebaker	1895	1	3	1	0	.750
J. Norman Walker	1901	1	2	3	0	.400
Curtis McCoy	1914	1	1	6	1	.188
Harvey Hester	1915	1	3	5	0	.375
Leslie Moser	1916-17	2	7	10	0	.412
Bernard Peters	1918	1	0	3	0	.000
J.P. (Rip) Major	1919, 1922-26	6	19	34	1	.361
John F. Gorsuch	1920	1	0	8	1	.056
John R. Gilroy	1921	1	2	7	0	.222
Tommy Scaffie	1927-33	7	24	38	5	.396
Jules Carson	1934-41	8	19	45	9	.322
Ted Petosky	1942, 1946	2	3	13	0	.188
Phil Dickens	1947-52	6	40	16	7	.690
Conley Snidow	1953-66	14	77	59	4	.564
Jim Brakefield	1967-70	4	28	16	0	.636
Jack Peterson	1971-73	3	16	14	1	.532
Steve Satterfield	1974-76	3	18	14	1	.529
Buddy Sasser	1977-82	6	36	26	3	.577
Bill Parker	1983-84	2	8	14	0	.364
Rick Gilstrap	1985-87	3	8	24	1	.258
Mike Ayers	1988-17	30	207	139	1	.598
Josh Conklin	2018-present	1	9	4	0	.692



GIBBS STADIUM (13,000)


2018 SOUTHERN CONFERENCE STANDINGS

C/S	Team	CONFERENCE							OVERALL						
		W-L	Pct.	PF	PA	Home	Road	Streak	W-L	Pct.	PF	PA	Home	Road	Streak
12/13	Wofford	6-2	.750	252	175	4-0	2-2	W1	9-4	.692	385	247	6-0	3-4	L1
21/22	ETSU	6-2	.750	209	217	3-1	3-1	L1	8-4	.667	312	317	5-1	3-3	L2
--/RV	Furman	6-2	.750	258	189	3-1	3-1	W4	6-4	.600	272	282	3-1	3-3	W4
--/RV	Samford	5-3	.625	321	221	3-1	2-2	W1	6-5	.545	423	290	4-1	2-4	W1
	Chattanooga	4-4	.500	159	148	2-2	2-2	L2	6-5	.545	236	231	3-2	3-3	L3
	Mercer	4-4	.500	250	253	1-3	3-1	L1	5-6	.455	337	357	2-3	3-3	L1
	The Citadel	4-4	.500	241	225	1-3	3-1	W2	5-6	.455	328	333	2-3	3-3	W1
	Western Carolina	1-7	.125	260	366	1-3	0-4	L7	3-8	.273	347	451	2-3	1-5	L8
	VMI	0-8	.000	220	376	0-4	0-4	L8	1-10	.091	257	530	1-4	0-6	L2

C - FCS Coaches Poll; S - STATS FCS Poll



2018 NCAA Division I Football Championship Final Bracket



All games are available on STREAMING LIVE

*Home Team
All times are Eastern time. Information subject to change.
© 2018 National Collegiate Athletic Association. No commercial use without the NCAA's written permission.
The NCAA opposes all forms of sports wagering.



ETSU offensive lineman Matt Pyke won the SoCon's Jacobs Blocking Award and was a consensus All-American, earning first-team honors from the AFCA, Associated Press and STATS.



Furman quarterback Harris Roberts helped the Paladins to a share of the SoCon regular-season title for the first time since 2013.

2018 YEAR IN REVIEW



FCS COACHES POLL

School (first-place votes)	Record	Points	Previous
1. North Dakota State (26)	15-0	650	1
2. Eastern Washington	12-3	623	3
3. South Dakota State	10-3	590	5
4. Kennesaw State	11-2	558	2
5. Maine	10-4	521	14
6. Weber State	10-3	502	4
7. Colgate	10-2	492	7
8. UC Davis	10-3	468	10
9. Princeton	10-0	432	8
10. James Madison	9-4	405	6
11. North Carolina A&T	10-2	388	11
12. Wofford	9-4	364	12
13. Jacksonville State	9-4	347	9
14. Nicholls	9-4	328	13
15. Dartmouth	9-1	275	15
16. Southeast Missouri State	9-4	235	20
17. Montana State	8-5	193	24
18. Stony Brook	7-5	161	16
19. Elon	6-5	153	17
20. San Diego	9-3	133	18
21. ETSU	8-4	128	21
22. Towson	7-5	92	19
23. Delaware	7-5	89	23
24. Duquesne	9-4	83	NR
25. Indiana State	7-4	77	22

Others receiving votes: Northern Iowa, 73; Alcorn State, 30; UIW, 21; Monmouth (N.J.), 17; Illinois State, 9; Lamar, 9; Rhode Island, 3; Idaho State, 1.


STATS FCS POLL

School (first-place votes)	Record	Points	Previous
1. North Dakota State (156)	15-0	3900	1
2. Eastern Washington	12-3	3741	4
3. South Dakota State	10-3	3563	5
4. Maine	10-4	3299	12
5. Kennesaw State	11-2	3224	2
6. Weber State	10-3	3096	3
7. UC Davis	10-3	2939	7
8. Colgate	10-2	2836	9
9. James Madison	9-4	2532	6
10. Jacksonville State	9-4	2360	8
11. Princeton	10-0	2189	10
12. North Carolina A&T	10-2	2136	11
13. Wofford	9-4	2135	13
14. Nicholls	9-4	1951	14
15. Southeast Missouri State	9-4	1587	20
16. Stony Brook	7-5	1163	15
17. Montana State	8-5	1157	23
18. Dartmouth	9-1	981	18
19. Elon	6-5	909	17
20. Towson	7-5	803	16
21. Duquesne	9-4	699	NR
22. ETSU	8-4	686	22
23. UNI	7-6	676	NR
24. Delaware	7-5	670	21
25. San Diego	9-3	635	19

Others receiving votes: Indiana State, 239; UIW, 187; Alcorn State, 147; Lamar, 133; **Furman, 43**; Monmouth, 25; Idaho State, 15; Illinois State, 14; McNeese, 14; Eastern Kentucky, 5; **Samford, 4**; Montana, 2; Rhode Island, 2; Stetson, 2; Southern University, 1.



In his first year at the helm, Wofford coach Josh Conklin guided the Terriers to the FCS playoffs and spots in the final rankings.



Senior QB Austin Herink and first-year coach Randy Sanders led ETSU to spots in the final polls and to its first FCS playoff berth since 1996.

COACHES ALL-SOCON

Offensive Player of the Year

Devlin Hodges, R-Sr., QB, Samford

Defensive Player of the Year

Isaiah Mack, Sr., DL, Chattanooga

Freshman of the Year

Quay Holmes, RB, ETSU

Jacobs Blocking Award

Matt Pyke, R-Sr., OL, ETSU

Coach of the Year

Randy Sanders, ETSU

First Team Offense

QB Devlin Hodges, Samford
 RB Quay Holmes, ETSU
 RB Andre Stoddard, Wofford
 OL Tyler Davis, The Citadel
 OL Matt Pyke, ETSU
 OL Bo Layton, Furman
 OL Zach Weeks, Western Carolina
 OL Justus Basinger, Wofford
 TE Owen Cosenke, Western Carolina
 WR Kelvin McKnight, Samford
 WR Bryce Nunnally, Chattanooga

First Team Defense

DL Nasir Player, ETSU
 DL Ahmad Gooden, Samford
 DL Isaiah Mack, Chattanooga
 DL Miles Brown, Wofford
 LB Noah Dawkins, The Citadel
 LB Jared Folks, ETSU
 LB Dylan Weigel, ETSU
 DB Aron Spann III, The Citadel
 DB Tyree Robinson, ETSU
 DB Brandon Dowdell, Chattanooga
 DB Kareem Orr, Chattanooga

First Team Special Teams

PK Grayson Atkins, Furman
 P Matthew Campbell, The Citadel
 RS Dejuan Bell, Furman

Second Team Offense

QB Tyrie Adams, Western Carolina
 RB Tee Mitchell, Mercer
 RB Lennox McAfee, Wofford
 OL Andy Godwin, Furman
 OL Austin Sanders, Mercer
 OL Antwan Johnson, Samford
 OL Noah Ramsey, Chattanooga
 OL Cole Strange, Chattanooga
 TE Evan Wick, ETSU
 WR Marquise Irvin, Mercer
 WR Chris Shelling, Samford

Second Team Defense

DL Joseph Randolph II, The Citadel
 DL Tremond Ferrell, ETSU
 DL Jaylan Reid, Furman
 DL Derek Mahaffey, Chattanooga
 DL Thad Mangum, Wofford
 LB Adrian Hope, Furman
 LB LeMarkus Bailey, Mercer
 LB Aaron Harris, Samford
 LB Marshall Cooper, Chattanooga
 DB Jeremy Lewis, ETSU
 DB Aaquil Annoor, Furman
 DB Marvin Tillman, Western Carolina
 DB JoJo Tillery, Wofford

Second Team Special Teams

PK JJ Jerman, ETSU
 P Luke Carter, Wofford
 RS Rohan Martin, VMI

All-Freshman Offense

Haden Haas, The Citadel
 Clay Harris, The Citadel
 Quay Holmes, ETSU
 Jacob Saylor, ETSU
 Tremond Shorts, ETSU
 Corey Watkins, Furman
 David Durden, Mercer
 Robert Riddle, Mercer
 DeMarcus Ware, Samford
 Marshall Gill, VMI
 Jakob Herres, VMI

All-Freshman Defense

Chris Beverly, The Citadel
 Mason Kinsey, The Citadel
 Adrian Hope, Furman
 Nathan East, Samford
 Nelson Jordan, Samford
 Jordan Montgomery, Samford
 Devonsha Maxwell, Chattanooga
 Ethan Caselberry, VMI
 Brett Howell, VMI
 Colin Loftis, VMI
 Ronald Kent Jr., Western Carolina

All-Freshman Special Teams

Matthew Campbell, The Citadel
 Quay Holmes, ETSU
 Dejuan Bell, Furman
 Mitchell Fineran, Samford

MEDIA ALL-SOCON

Selected by the Southern Conference Sports Media Association (SCSMA)

Roy M. "Legs" Hawley

Offensive Player of the Year

Devlin Hodges, R-Sr., QB, Samford

Defensive Player of the Year

Isaiah Mack, Sr., DL, Chattanooga

Freshman of the Year

Quay Holmes, RB, ETSU

Wallace Wade Coach of the Year

Randy Sanders, ETSU

First Team Offense

QB Devlin Hodges, Samford
 RB Quay Holmes, ETSU
 RB Andre Stoddard, Wofford
 OL Tyler Davis, The Citadel
 OL Matt Pyke, ETSU
 OL Austin Sanders, Mercer
 OL Zach Weeks, Western Carolina
 OL Michael Ralph, Wofford
 OL Justus Basinger, Wofford
 TE Owen Cosenke, Western Carolina
 WR Kelvin McKnight, Samford
 WR Bryce Nunnally, Chattanooga

First Team Defense

DL Joseph Randolph II, The Citadel
 DL Nasir Player, ETSU
 DL Ahmad Gooden, Samford
 DL Isaiah Mack, Chattanooga
 DL Miles Brown, Wofford
 LB Dylan Weigel, ETSU
 LB Adrian Hope, Furman
 LB Mitchell Chancey, Western Carolina
 DB Jeremy Lewis, ETSU
 DB Tyree Robinson, ETSU
 DB Kareem Orr, Chattanooga
 DB Marvin Tillman, Western Carolina
 DB George Gbese, Wofford

First Team Special Teams

PK Grayson Atkins, Furman
 P Matthew Campbell, The Citadel
 RS Dejuan Bell, Furman

Second Team Offense

QB Tyrie Adams, Western Carolina
 RB Tee Mitchell, Mercer
 RB Tyrell Price, Chattanooga
 OL Bo Layton, Furman
 OL Antwan Johnson, Samford
 OL Nick Nixon, Samford
 OL Blake Jersaty, Wofford
 OL Josh Burger, Wofford
 TE Evan Wick, ETSU
 WR Marquise Irvin, Mercer
 WR Kris Thornton, VMI

Second Team Defense

DL Tremond Ferrell, ETSU
 DL Jaylan Reid, Furman
 DL Derek Mahaffey, Chattanooga
 DL Solomon Clark, Western Carolina
 LB Noah Dawkins, The Citadel
 LB Jared Folks, ETSU
 LB Marshall Cooper, Chattanooga
 DB Aron Spann III, The Citadel
 DB Aaquil Annoor, Furman
 DB Malique Fleming, Mercer
 DB Brandon Dowdell, Chattanooga
 DB A.J. Smith, VMI

Second Team Special Teams

PK JJ Jerman, ETSU
 P Luke Carter, Wofford
 RS Quay Holmes, ETSU



A consensus All-American in 2018, Chattanooga defensive lineman Isaiah Mack was named the SoCon Defensive Player of the Year by both the league's coaches and media.

#SoConFB

HONORS AND AWARDS

SoCon Players of the Week

- Sept. 3**
O – Bryce Nunnally, UTC
D – Noah Dawkins, CIT
S – Mitchell Fineran, SAM
- Sept. 10**
O – Bryce Nunnally, UTC
D – Aaron Harris, SAM
S – Mitchell Fineran, SAM
- Sept. 17**
O – Robert Riddle, MER
D – Jared Folks, ETSU
S – Cole Fisher, MER
- Sept. 24**
O – Reece Udinski, VMI
D – Marshall Cooper, UTC
S – Rod Johnson, CIT
- Oct. 1**
O – Tyrre Adams, WCU
D – Nasir Player, ETSU
S – Dejuan Bell, FUR
- Oct. 8**
O – Devlin Hodges, SAM
D – Tre'Shun Floyd, SAM
S – Mitchell Fineran, SAM
- Oct. 15**
O – Harris Roberts, FUR
D – Tyree Robinson, ETSU
S – JJ Jerman, ETSU
- Oct. 22**
O – Tyrre Adams, WCU
D – Ahmad Gooden, SAM
S – Grayson Atkins, FUR
- Oct. 29**
O – Tyrre Adams, WCU
D – Donovan Perryman, FUR
S – Grayson Atkins, FUR
- Nov. 5**
O – Devlin Hodges, SAM
D – Artevious Smith, ETSU
S – Grayson Atkins, FUR
- Nov. 12**
O – Brandon Rainey, CIT
D – Aron Spann III, CIT
S – Stephen Houzah, MER
- Nov. 19**
O – Devlin Hodges, SAM
D – Adrian Hope, FUR
S – Will Horton, WCU

SoCon Players of the Month

- September**
O – Tyrre Adams, WCU
D – Jared Folks, ETSU
- October**
O – Devlin Hodges, SAM
D – Tyree Robinson, ETSU
- November**
O – Devlin Hodges, SAM
D – Adrian Hope, FUR

Academic All-Southern Conference

- | | |
|----------------------|-------------|
| Aaron Brawley | The Citadel |
| Sean-Thomas Faulkner | The Citadel |
| Jacob Godek | The Citadel |
| Patrick Keefe | The Citadel |
| Brandon Rainey | The Citadel |
| Gage Russell | The Citadel |
| Dante Smith | The Citadel |
| Raleigh Webb | The Citadel |
| Denzel Wright | The Citadel |
| Chris Bouyer | ETSU |
| Eddie Gajardo | ETSU |
| Austin Gatewood | ETSU |
| Austin Herink | ETSU |
| Haddon Hill | ETSU |
| JJ Jerman | ETSU |
| Kobe Kelley | ETSU |
| Greg McCloud | ETSU |
| Cameron Parker | ETSU |
| Matt Thompson | ETSU |
| Dylan Weigel | ETSU |
| Grayson Atkins | Furman |
| Reed Kroeber | Furman |
| Bo Layton | Furman |
| Jack Owen | Furman |
| Harris Roberts | Furman |
| Wade Smith | Furman |
| Guysen Bohler | Mercer |
| Michael Cannon | Mercer |
| Thomas Craighead | Mercer |
| Coleman Fisher | Mercer |
| John Flath | Mercer |
| Charles Frost | Mercer |
| Brandon Gurley | Mercer |
| John Iorillo | Mercer |
| Barron King | Mercer |
| Dorian Kithcart | Mercer |
| Connor Krieger | Mercer |
| Arterrious Mitchell | Mercer |
| Steven Nixon | Mercer |
| Sidney Otiwu | Mercer |
| Andrew Pettit | Mercer |
| John Raines | Mercer |
| Matthew Shiel | Mercer |
| Carl Westfall | Mercer |
| Austin Wysor | Mercer |
| Nicholas Barton | Samford |
| Nathan East | Samford |
| Matthew Pittarelli | Samford |
| John Staton | Samford |

- | | |
|------------------|------------------|
| Jordan Weaver | Samford |
| Colin Brewer | Chattanooga |
| Marshall Cooper | Chattanooga |
| Rashun Freeman | Chattanooga |
| Jerrell Lawson | Chattanooga |
| Jared Nash | Chattanooga |
| Bryce Nunnally | Chattanooga |
| Hawk Schrider | Chattanooga |
| Jonathan Stovall | Chattanooga |
| Cole Strange | Chattanooga |
| Alex Trotter | Chattanooga |
| Zach Baker | VMI |
| Brad Davis | VMI |
| Reed King | VMI |
| Jake Paladino | VMI |
| Colby Rider | VMI |
| A.J. Smith | VMI |
| Jordan Ward | VMI |
| Kenny Benton | Western Carolina |
| Ian Berryman | Western Carolina |
| Nathan Dalton | Western Carolina |
| Alan Harris | Western Carolina |
| Corey Holloway | Western Carolina |
| Will Jones | Western Carolina |
| Kaleb Spry | Western Carolina |
| Grady Thomas | Western Carolina |
| Zach Weeks | Western Carolina |
| John Beckley | Wofford |
| Blake Jeresaty | Wofford |
| Garrison Moore | Wofford |
| Michael Ralph | Wofford |
| Andy Riazzi | Wofford |
| Weston Rountree | Wofford |
| Ryan Titus | Wofford |
| Brandon Zamary | Wofford |

Consensus All-Americans (AFCA, Associated Press, STATS)

- Matt Pyke, ETSU, R-Sr., OL
Devlin Hodges, SAM, R-Sr., QB
Kelvin McKnight, SAM, Sr., WR
Isaiah Mack, UTC, R-Sr., DL

AFCA All-America

- First team**
QB – Devlin Hodges, R-Sr., SAM
OL – Matt Pyke, R-Sr., ETSU
WR – Kelvin McKnight, Sr., SAM
DL – Isaiah Mack, R-Sr., UTC
- Second team**
DL – Nasir Player, R-Jr., ETSU

Associated Press All-America

- First team**
OL – Matt Pyke, R-Sr., ETSU
DL – Ahmad Gooden, R-Sr., SAM
DL – Isaiah Mack, R-Sr., UTC
- Second team**
QB – Devlin Hodges, R-Sr., SAM
WR – Kelvin McKnight, Sr., SAM
K – Grayson Atkins, So., FUR
LB – Adrian Hope, R-Fr., FUR
DB – Tyree Robinson, So., ETSU
- Third team**
OL – Justus Basinger, So., WOF
TE – Owen Cosenke, So., WCU

Athlon Sports All-America

- QB – Devlin Hodges, R-Sr., SAM
OL – Matt Pyke, R-Sr., ETSU
DL – Isaiah Mack, R-Sr., UTC

FCS ADA Academic All-Star Team

- Harris Roberts, R-Sr., QB, FUR
Ian Berryman, R-Sr., P, WCU
Zach Weeks, R-Sr., OL, WCU
Blake Jeresaty, R-So., OL, WOF

FCS ADA All-America

- QB – Devlin Hodges, Samford

FCS ADA Offensive Player of the Year

- Devlin Hodges, R-Sr., QB, Samford

Fred Mitchell Outstanding

Place-Kicker Award

Finalist

- JJ Jerman, Sr., ETSU

Google Cloud CoSIDA Academic All-Region

District 3

- WR – Bryce Nunnally, So., UTC
DB – Rashun Freeman, R-So., UTC
DL – Zach Baker, Sr., VMI
DB – AJ Smith, So., VMI

District 4

- OL – Blake Jeresaty, R-So., WOF

Google Cloud CoSIDA Academic All-America

Second team

- DB – AJ Smith, So., VMI

HERO Sports Freshman All-America

First team

- OL – Haden Haas, CIT
LB – Adrian Hope, FUR
DB – Ronald Kent Jr., WCU
AP – Quay Holmes, ETSU
P – Matthew Campbell, CIT

Honorable mention

- TE – Jakob Herres, VMI
OL – Tremond Shorts, ETSU
DL – Devonsha Maxwell, UTC
DL – Nelson Jordan, SAM
LB – Brett Howell, VMI
DB – Chris Beverly, CIT
DB – Colin Loftis, VMI
AP – David Durden, MER

HERO Sports Sophomore All-America

First team

- WR – Bryce Nunnally, Chattanooga
TE – Owen Cosenke, Western Carolina
DB – Tyree Robinson, ETSU

Honorable mention

- RB – Tyrre Devezin, Mercer
WR – Kris Thornton, VMI
OL – Josh Burger, Wofford
OL – Blake Jeresaty, Wofford
LB – Ty Harris, Western Carolina
PK – Grayson Atkins, Furman

HERO Sports All-America

First team

- QB – Devlin Hodges, R-Sr., SAM
WR – Kelvin McKnight, Sr., SAM
OL – Matt Pyke, R-Sr., ETSU
DL – Isaiah Mack, R-Sr., UTC
DL – Ahmad Gooden, R-Sr., SAM

Second team

- DB – Marvin Tillman, Sr., WCU
- Third team**
RB – Andre Stoddard, Sr., WOF
ATH – Tyrre Adams, R-Jr., WCU
LB – Adrian Hope, R-Fr., FUR
LB – Dylan Weigel, R-Sr., ETSU
PK – JJ Jerman, Sr., ETSU

Phil Steele Magazine All-America

First team

- DL – Isaiah Mack, R-Sr., UTC
- Second team**
QB – Devlin Hodges, R-Sr., SAM
FB – Andre Stoddard, Sr., WOF
WR – Kelvin McKnight, Sr., SAM
OL – Matt Pyke, R-Sr., ETSU
DL – Ahmad Gooden, R-Sr., SAM
DL – Nasir Player, R-Jr., ETSU
DB – Tyree Robinson, So., ETSU

Third team

- DL – Miles Brown, Sr., WOF
K – Grayson Atkins, So., FUR
- Fourth team**
LB – Adrian Hope, R-Fr., FUR

Phil Steele Magazine Freshman All-America

First team

- QB – Quay Holmes, ETSU
OL – Tremond Shorts, ETSU
DL – Nelson Jordan, SAM
DL – Devonsha Maxwell, UTC
LB – Adrian Hope, FUR
DB – Ronald Kent Jr., WCU
P – Matthew Campbell, CIT

Second team

- OL – Haden Haas, CIT
OL – Marshall Gill, VMI
DL – Mason Kinsey, CIT

Third team

- WR – David Durden, MER
OL – Bo McKinney, FUR
LB – Ethan Casselberry, VMI
LB – Brett Howell, VMI
DB – Chris Beverly, CIT
DB – Collin Loftis, VMI

Defensive Freshman of the Year

- Adrian Hope, LB, Furman

Special Teams Freshman of the Year

- Matthew Campbell, P, The Citadel

STATS Walter Payton Award Finalists (finish)

- QB – Devlin Hodges, R-Sr., SAM (1st)
QB – Tyrre Adams, R-Jr., WCU (t-19th)
WR – Kelvin McKnight, Sr., SAM (24th)

STATS Buck Buchanan Award Finalists (finish)

- DL – Isaiah Mack, R-Sr., UTC (17th)
DL – Ahmad Gooden, R-Sr., SAM (22nd)
DE – Nasir Player, R-Jr., ETSU (t-24th)

STATS Jerry Rice Award watch list Finalists (finish)

- RB – Quay Holmes, ETSU (3rd)
LB – Adrian Hope, Furman (4th)

STATS Eddie Robinson Award Finalist (finish)

- Randy Sanders, ETSU (t-9th)

STATS Doris Robinson Scholar-Athlete Award Finalist

- RB – Alex Trotter, Sr., Chattanooga

STATS All-America First team

- QB – Devlin Hodges, R-Sr., SAM
OL – Matt Pyke, R-Sr., ETSU
DL – Isaiah Mack, R-Sr., UTC
- Second team**
FB – Andre Stoddard, Sr., WOF
DL – Ahmad Gooden, R-Sr., SAM
DB – Tyree Robinson, So., ETSU
AP – Tyrre Adams, R-Jr., WCU
- Third team**
WR – Kelvin McKnight, Sr., SAM
DL – Miles Brown, Sr., WOF
DL – Nasir Player, R-Jr., ETSU
LS – Patrick Keefe, Sr., CIT

NFF William V. Campbell Trophy Semifinalists

- LeMarkus Bailey, Sr., LB, MER
Alex Trotter, Sr., RB, UTC
Zach Weeks, R-Sr., OL, WCU

Walter Camp FCS All-America

- QB – Devlin Hodges, R-Sr., SAM
WR – Kelvin McKnight, Sr., SAM
DL – Isaiah Mack, R-Sr., UTC

SPIRAL Tropical Bowl

- Matt Pyke, R-Sr., OL, ETSU
Marquise Irvin, Sr., WR, MER

FCS Bowl

- Matt Pyke, R-Sr., OL, ETSU
Cole Fisher, Sr., K, MER
Matt Shiel, Gr., P, MER

National Football Foundation (NFF) Hampshire Honor Society

- Jordan Black, The Citadel
Russell Hubbs, The Citadel
Shawn McCord, The Citadel
Harris Roberts, Furman
Wade Smith, Furman
LeMarkus Bailey, Mercer
Brad Earnest, Mercer
Cole Fisher, Mercer
Brandon Gurlet, Mercer
David May, Mercer
Tee Mitchell, Mercer
Matt Shiel, Mercer
Austin Wysor, Mercer
Alex Trotter, Chattanooga
Ian Berryman, Western Carolina
Nathan Dalton, Western Carolina
Corey Holloway, Western Carolina
Kaleb Spry, Western Carolina
Zach Weeks, Western Carolina
Weston Rountree, Wofford
Brandon Zamary, Wofford

FCS Athletics Directors Association Academic Progress Rate Award

- | | |
|------------------|-------------------|
| Western Carolina | Highest APR |
| Wofford | Highest APR |
| Mercer | Most Improved APR |

2018 INDIVIDUAL STATISTICS

#SoConFB

RUSHING		Team	Cl	G	Att	Yds	Avg	TD	Long	Yds/G
1.	Tyrie Adams	WCU	JR	11	194	1006	5.2	10	48	91.5
2.	Tyray Devezin	MER	SO	11	164	949	5.8	8	45	86.3
3.	Quay Holmes	ETSU	FR	12	205	928	4.5	13	34	77.3
4.	Tee Mitchell	MER	SR	9	126	685	5.4	6	62	76.1
5.	Andre Stoddard	WOF	SR	12	156	913	5.9	11	54	76.1
6.	Lorenzo Ward	CIT	JR	10	179	722	4.0	7	43	72.2
	Devin Wynn	FUR	SO	10	113	722	6.4	6	50	72.2
8.	Lennox McAfee	WOF	SR	13	120	854	7.1	8	62	65.7
9.	Tyrell Price	UTC	JR	11	190	697	3.7	9	40	63.4
10.	Connell Young	WCU	JR	9	106	529	5.0	2	31	58.8

PASSING AVG/GAME		Team	Cl	G	Comp	Att	Int	Pct.	Yards	TD	Avg/G
1.	Devlin Hodges	SAM	SR	11	550	388	16	70.5	4283	32	389.4
2.	Reece Udinski	VMI	SO	11	523	301	16	57.6	3066	20	278.7
3.	Nick Tiano	UTC	JR	11	378	233	6	61.6	2699	15	245.4
4.	Tyrie Adams	WCU	JR	11	300	188	6	62.7	2417	16	219.7
5.	Austin Herink	ETSU	SR	11	264	156	8	59.1	1825	6	165.9
6.	Harris Roberts	FUR	SR	8	109	75	2	68.8	1092	11	136.5
7.	Joe Newman	WOF	JR	13	145	88	7	60.7	1070	8	82.3
8.	Miller Mosley	WOF	SO	13	36	18	3	50.0	343	2	26.4
9.	Jason Hill	WOF	JR	13	2	2	0	100.0	51	1	3.9
10.	Reed King	VMI	JR	10	1	1	0	100.0	18	0	1.8

TOTAL OFFENSE		Team	Cl	G	Rush	Pass	Plays	Total	Yds/G
1.	Devlin Hodges	SAM	SR	11	313	4283	640	4596	417.8
2.	Tyrie Adams	WCU	JR	11	1006	2417	494	3423	311.2
3.	Nick Tiano	UTC	JR	11	239	2699	463	2938	267.1
4.	Reece Udinski	VMI	SO	11	-183	3066	600	2883	262.1
5.	Austin Herink	ETSU	SR	11	174	1825	338	1999	181.7
6.	Harris Roberts	FUR	SR	8	147	1092	158	1239	154.9
7.	Joe Newman	WOF	JR	13	533	1070	275	1603	123.3
8.	Tyray Devezin	MER	SO	11	949	0	164	949	86.3
9.	Quay Holmes	ETSU	FR	12	928	0	205	928	77.3
10.	Tee Mitchell	MER	SR	9	685	0	126	685	76.1

RECEPTIONS/GAME		Team	Cl	G	Rec.	Yards	TD	Long	Avg/C	Rec/G
1.	Kelvin McKnight	SAM	SR	11	100	1453	9	73	14.5	9.09
2.	Kris Thornton	VMI	SO	11	87	998	4	67	11.5	7.91
3.	Bryce Nunnally	UTC	SO	11	79	1237	7	89	15.7	7.18
4.	Chris Shelling	SAM	JR	11	63	688	9	35	10.9	5.73
5.	Javeon Lara	VMI	JR	10	53	814	7	72	15.4	5.30
6.	Nate Mullen	WCU	JR	11	55	600	2	37	10.9	5.00
7.	Marquise Irvin	MER	SR	11	54	814	5	42	15.1	4.91
8.	Wil Young	UTC	SR	11	46	524	4	63	11.4	4.18
9.	Tyrell Price	UTC	JR	11	42	278	1	30	6.6	3.82
10.	Joseph Parker	UTC	SR	11	40	437	2	46	10.9	3.64

RECEIVE YDS/GAME		Team	Cl	G	Rec.	Yards	TD	Long	Avg/C	Yds/G
1.	Kelvin McKnight	SAM	SR	11	100	1453	9	73	14.5	132.1
2.	Bryce Nunnally	UTC	SO	11	79	1237	7	89	15.7	112.5
3.	Kris Thornton	VMI	SO	11	87	998	4	67	11.5	90.7
4.	Javeon Lara	VMI	JR	10	53	814	7	72	15.4	81.4
5.	Marquise Irvin	MER	SR	11	54	814	5	42	15.1	74.0
6.	Chris Shelling	SAM	JR	11	63	688	9	35	10.9	62.5
7.	Jordan Mathis	WCU	SR	11	38	602	1	58	15.8	54.7
8.	Nate Mullen	WCU	JR	11	55	600	2	37	10.9	54.5
9.	Daquan Patten	WCU	SO	11	39	567	5	51	14.5	51.5
10.	Jakob Herres	VMI	FR	9	27	429	5	32	15.9	47.7

ALL PURPOSE		Team	Cl	G	Rush	Rcv	PR	KR	Yards	Yds/G
1.	Kelvin McKnight	SAM	SR	11	0	1453	188	0	1641	149.2
2.	Quay Holmes	ETSU	FR	12	928	279	0	273	1480	123.3
3.	Bryce Nunnally	UTC	SO	11	-7	1237	0	0	1230	111.8
4.	Jacob Saylor	ETSU	FR	11	615	219	0	371	1205	109.5
5.	Connell Young	WCU	JR	9	529	334	0	0	863	95.9
6.	Tyray Devezin	MER	SO	11	949	97	0	0	1046	95.1
7.	Devin Wynn	FUR	SO	10	722	130	0	74	926	92.6
8.	Tyrie Adams	WCU	JR	11	1006	10	0	0	1016	92.4
9.	Kris Thornton	VMI	SO	11	0	998	0	0	998	90.7
10.	Tee Mitchell	MER	SR	9	685	126	0	-2	809	89.9

PASS EFFICIENCY		Team	Cl	G	Comp	Att	Int	Pct.	Yards	TD	Eff.
1.	Devlin Hodges	SAM	SR	11	550	388	16	70.5	4283	32	149.3
2.	Tyrie Adams	WCU	JR	11	300	188	6	62.7	2417	16	143.9
3.	Nick Tiano	UTC	JR	11	378	233	6	61.6	2699	15	131.5
4.	Austin Herink	ETSU	SR	11	264	156	8	59.1	1825	6	118.6
5.	Reece Udinski	VMI	SO	11	523	301	16	57.6	3066	20	113.3

PUNT RETURN AVG		Team	Cl	G	No.	Yards	TD	Long	Avg.
1.	Daquan Patten	WCU	SO	11	14	124	0	37	8.9
2.	Kelvin McKnight	SAM	SR	11	25	188	0	38	7.5
3.	Lane Botkin	CIT	FR	11	15	73	0	22	4.9



Samford quarterback Devlin Hodges led the FCS in completion percentage (70.5), completions per game (35.27), passing yards (4,283), points responsible for per game (21.8) and total offense (417.8) in 2018.

KICK RETURN AVG		Team	Cl	G	No.	Yards	TD	Long	Avg.
1.	Dejuan Bell	FUR	FR	10	19	489	1	97	25.7
2.	Jacob Saylor	ETSU	FR	11	17	371	0	32	21.8
3.	Korey Bridy	VMI	FR	10	17	298	0	27	17.5

PUNTING		Team	Cl	G	No.	Yards	Long	Avg.
1.	Matthew Campbell	CIT	FR	11	51	2264	68	44.4
2.	Luke Carter	WOF	JR	13	44	1917	63	43.6
3.	Matt Shiel	MER	SR	11	52	2265	60	43.6
4.	Grayson Atkins	FUR	SO	10	47	2011	81	42.8
5.	Ian Berryman	WCU	SR	10	38	1574	58	41.4
6.	Reed King	VMI	JR	10	51	2048	65	40.2
7.	Marion Watson	ETSU	SR	12	58	2292	55	39.5
8.	Colin Brewer	UTC	JR	11	46	1793	54	39.0
9.	Bradley Porcellato	SAM	FR	9	23	838	46	36.4

SCORING		Team	Cl	G	TD	FG	XPT	2XP	Pts	Pts/G
1.	Mitchell Fineran	SAM	FR	11	0	50	13	0	89	8.1
2.	Will Horton	WCU	SO	11	0	36	17	0	87	7.9
3.	Quay Holmes	ETSU	FR	12	15	0	0	0	90	7.5
	JJ Jerman	ETSU	SR	12	0	33	19	0	90	7.5
5.	Cole Fisher	MER	SR	11	0	40	12	0	76	6.9
6.	Jacob Godek	CIT	JR	11	0	41	11	0	74	6.7
7.	Luke Carter	WOF	JR	13	0	48	12	0	84	6.5
8.	Grayson Atkins	FUR	SO	10	0	29	11	0	62	6.2
9.	Victor Ulmo	UTC	SO	11	0	25	13	0	64	5.8
10.	Andre Stoddard	WOF	SR	12	11	0	0	0	66	5.5

SCORING (TDs)		Team	Cl	G	TD	Rush	Pass	Ret.	PAT	Pts	Pts/G
1.	Quay Holmes	ETSU	FR	12	15	13	2	0	0	90	7.5
2.	Andre Stoddard	WOF	SR	12	11	11	0	0	0	66	5.5
3.	Quan Myers	VMI	JR	11	10	9	1	0	0	60	5.5
	Tyrie Adams	WCU	JR	11	10	10	0	0	0	60	5.5
	Tyrell Price	UTC	JR	11	10	9	1	0	0	60	5.5
6.	DeMarcus Ware	SAM	FR	10	9	7	2	0	0	54	5.4
7.	Kelvin McKnight	SAM	SR	11	9	0	9	0	0	54	4.9
	Chris Shelling	SAM	JR	11	9	0	9	0	0	54	4.9
	Tyray Devezin	MER	SO	11	9	8	1	0	0	54	4.9
10.	Tee Mitchell	MER	SR	9	7	6	1	0	0	42	4.7

2018 TEAM STATISTICS



OPPONENT 1ST DOWNS	G	Rush	Pass	Pen	Total
1. Furman	10	82	109	14	205
The Citadel	11	75	113	17	205
3. Wofford	13	74	120	23	217
4. Chattanooga	11	98	104	22	224
5. Samford	11	96	102	28	226
6. ETSU	12	98	119	26	243
7. Mercer	11	120	121	19	260
8. Western Carolina	11	131	124	21	276
9. VMI	11	140	124	16	280

3RD-DOWN CONVERSIONS	G	Conv.	Att.	Pct.
1. Samford	11	70	150	46.7
2. The Citadel	11	76	181	42.0
3. Furman	10	55	134	41.0
4. Western Carolina	11	62	153	40.5
5. Chattanooga	11	59	150	39.3
6. Wofford	13	61	156	39.1
7. ETSU	12	61	166	36.7
8. Mercer	11	47	130	36.2
9. VMI	11	62	186	33.3

OPP 3RD-DN CONVERT	G	Conv.	Att.	Pct.
1. Wofford	13	57	172	33.1
2. The Citadel	11	44	125	35.2
3. Samford	11	62	162	38.3
4. Furman	10	51	131	38.9
5. Chattanooga	11	64	163	39.3
6. ETSU	12	69	169	40.8
7. Western Carolina	11	67	149	45.0
8. Mercer	11	76	164	46.3
9. VMI	11	75	153	49.0

4TH-DOWN CONVERSIONS	G	Conv.	Att.	Pct.
1. Mercer	11	8	10	80.0
2. Furman	10	9	13	69.2
3. Western Carolina	11	11	17	64.7
4. ETSU	12	10	16	62.5
5. The Citadel	11	23	38	60.5
6. Samford	11	14	25	56.0
7. Wofford	13	9	19	47.4
8. VMI	11	21	45	46.7
9. Chattanooga	11	7	16	43.8

OPP 4TH-DN CONVERT	G	Conv.	Att.	Pct.
1. The Citadel	11	6	14	42.9
2. ETSU	12	9	20	45.0
3. Furman	10	11	24	45.8
4. Wofford	13	14	28	50.0
5. Samford	11	10	20	50.0
6. Chattanooga	11	15	27	55.6
7. VMI	11	9	16	56.2
8. Western Carolina	11	13	22	59.1
9. Mercer	11	19	32	59.4

SACKS BY	G	No.	Yards
1. The Citadel	11	33	203
2. ETSU	12	32	220
3. Chattanooga	11	30	170
4. Furman	10	27	108
5. Western Carolina	11	23	176
6. Wofford	13	22	162
7. Samford	11	18	101
8. VMI	11	15	92
9. Mercer	11	12	87

SACKS AGAINST	G	No.	Yards
1. Wofford	13	9	61
The Citadel	11	9	51
3. Chattanooga	11	17	128
Samford	11	17	93
5. Furman	10	20	115
6. Mercer	11	24	158
7. Western Carolina	11	26	144
8. ETSU	12	30	156
9. VMI	11	50	324

PENALTIES	G	No.	Yards	Avg/G
1. VMI	11	55	392	35.6
2. Furman	10	49	447	44.7
3. Wofford	13	65	615	47.3
4. Mercer	11	66	570	51.8
5. Chattanooga	11	70	614	55.8
6. Western Carolina	11	72	632	57.5
7. ETSU	12	71	690	57.5
8. Samford	11	67	638	58.0
9. The Citadel	11	64	678	61.6

OPPONENT PENALTIES	G	No.	Yards	Avg/G
1. VMI	11	84	841	76.5
2. Western Carolina	11	71	713	64.8
3. Mercer	11	73	701	63.7
4. Chattanooga	11	70	674	61.3
5. Samford	11	72	608	55.3
6. The Citadel	11	59	566	51.5
7. Furman	10	51	457	45.7
8. ETSU	12	58	395	32.9
9. Wofford	13	49	414	31.8

FIELD GOALS	G	Made	Att	Pct.
1. Furman	10	54	11	.846
The Citadel	11	11	13	.846
3. ETSU	12	19	23	.826
4. Samford	11	13	17	.765
5. Mercer	11	12	16	.750
Wofford	13	12	16	.750
7. Western Carolina	11	17	23	.739
8. Chattanooga	11	13	21	.619
9. VMI	11	4	7	.571

PAT KICKING	G	Made	Att	Pct.
1. Samford	11	54	54	1.000
The Citadel	11	41	41	1.000
Mercer	11	41	41	1.000
ETSU	12	33	33	1.000
5. Wofford	13	49	50	.980
6. Western Carolina	11	38	39	.974
7. Chattanooga	11	25	27	.926
8. Furman	10	29	34	.853
9. VMI	11	23	29	.793

TIME OF POSSESSION	G	Poss. Time	Avg/G
1. Wofford	13	432:07	33:14
2. The Citadel	11	363:17	33:01
3. Furman	10	324:57	32:29
4. ETSU	12	366:33	30:32
5. Chattanooga	11	335:27	30:29
6. Samford	11	306:53	27:53
7. Western Carolina	11	304:11	27:39
8. Mercer	11	302:21	27:29
9. VMI	11	289:39	26:19

RED ZONE OFFENSE	G	RedZone	Pct.	TDs	R/P	FG-Att	F/I/D/O
1. Mercer	11	35-38	92.1	25	15/10	10-13	0/0/0/0
2. Samford	11	53-59	89.8	43	20/23	10-11	2/0/2/1
3. ETSU	12	44-49	89.8	29	22/7	15-18	1/0/0/1
4. The Citadel	11	29-33	87.9	21	19/2	8-9	0/0/3/0
5. Furman	10	28-32	87.5	23	15/8	5-6	1/0/0/2
6. Chattanooga	11	30-36	83.3	19	9/10	11-14	0/1/2/0
7. Wofford	13	39-48	81.2	28	26/2	11-14	2/2/2/0
8. Western Carolina	11	40-50	80.0	27	14/13	13-16	4/0/3/0
9. VMI	11	28-39	71.8	24	11/13	4-6	0/1/6/2

RED ZONE DEFENSE	G	RedZone	Pct.	TDs	R/P	FG-Att	F/I/D/O
1. Chattanooga	11	26-39	66.7	18	11/7	8-12	2/1/4/2
2. Mercer	11	35-47	74.5	29	13/16	6-10	2/1/3/2
3. Wofford	13	26-34	76.5	22	10/12	4-5	0/2/4/1
4. Furman	10	26-32	81.2	20	9/11	6-6	2/0/3/1
5. Western Carolina	11	42-50	84.0	32	25/7	10-11	1/1/5/0
6. The Citadel	11	35-41	85.4	24	14/10	11-12	0/1/2/2
7. VMI	11	54-61	88.5	44	34/10	10-14	0/0/2/1
8. ETSU	12	43-48	89.6	30	23/7	13-16	1/0/1/0
9. Samford	11	32-35	91.4	24	15/9	8-9	0/1/1/0

ON-SIDE KICK SUCCESS	G	OnSide	Percent
1. ETSU	12	1-1	100.0
2. VMI	11	1-2	50.0
3. Samford	11	1-3	33.3
4. The Citadel	11	0-1	0.0
Western Carolina	11	0-1	0.0
Chattanooga	11	0-1	0.0
Wofford	13	0-0	0.0
Furman	10	0-0	0.0
Mercer	11	0-0	0.0

ON-SIDE KICK ALLOWED	G	OnSide	Percent
1. Mercer	11	0-3	0.0
Furman	10	0-2	0.0
ETSU	12	0-1	0.0
The Citadel	11	0-0	0.0
Samford	11	0-0	0.0
6. Western Carolina	11	1-2	50.0
7. VMI	11	1-1	100.0
Chattanooga	11	1-1	100.0
Wofford	13	1-1	100.0



2018 INDIVIDUAL SUPERLATIVES

Points scored

- 24 Lorenzo Ward (The Citadel) vs SAMFORD (Nov. 10)
- 18 Tyrie Adams (Western Carolina) vs NEWBERRY (Sept. 01)
- 18 Quan Myers (VMI) at Western Carolina (Sept. 22)
- 18 Tee Mitchell (Mercer) at VMI (Sept. 29)
- 18 Quay Holmes (ETSU) vs GARDNER-WEBB (Oct. 06)
- 18 Chris Shelling (Samford) vs VMI (Oct. 13)
- 18 JeMar Lincoln (Furman) at The Citadel (Oct. 27)
- 18 Quay Holmes (ETSU) at Mercer (Nov. 03)
- 18 Devin Wynn (Furman) at VMI (Nov. 10)
- 18 Devlin Hodges (Samford) at ETSU (Nov. 17)

Touchdowns

- 4 Lorenzo Ward (The Citadel) vs SAMFORD (Nov. 10)
- 3 Tyrie Adams (Western Carolina) vs NEWBERRY (Sept. 01)
- 3 Quan Myers (VMI) at Western Carolina (Sept. 22)
- 3 Tee Mitchell (Mercer) at VMI (Sept. 29)
- 3 Quay Holmes (ETSU) vs GARDNER-WEBB (Oct. 06)
- 3 Chris Shelling (Samford) vs VMI (Oct. 13)
- 3 JeMar Lincoln (Furman) at The Citadel (Oct. 27)
- 3 Quay Holmes (ETSU) at Mercer (Nov. 03)
- 3 Devin Wynn (Furman) at VMI (Nov. 10)
- 3 Devlin Hodges (Samford) at ETSU (Nov. 17)

TD responsibility

- 7 Devlin Hodges (Samford) vs WESTERN CAROLINA (Oct. 06) [1r,6p]
- 7 Devlin Hodges (Samford) vs VMI (Oct. 13) [1r,6p]

Points scored kicking

- 14 JJ Jerman (ETSU) at The Citadel (Oct. 13) [4fg,2pat]
- 14 Will Horton (Western Carolina) at North Carolina (Nov. 17) [4fg,2pat]

Total offense yards

- 586 Devlin Hodges (Samford) vs WESTERN CAROLINA (Oct. 06) [24r,562p]
- 545 Tyrie Adams (Western Carolina) at Mercer (Oct. 20) [185r,360p]

Total offense plays

- 80 Reece Udinski (VMI) at Western Carolina (Sept. 22) [8r,72p]
- 79 Devlin Hodges (Samford) at The Citadel (Nov. 10) [10r,69p]

Total offense yards/play (min. 5 plays)

- 15.4 Grant Drakeford (The Citadel) at Mercer (Sept. 22) [9-139]
- 15.4 Miller Mosley (Wofford) vs VMI (Sept. 08) [5-77]

Rushing yards

- 217 Brandon Rainey (The Citadel) vs SAMFORD (Nov. 10)
- 200 Andre Stoddard (Wofford) at Gardner-Webb (Sept. 29)

Rushing attempts

- 35 Lorenzo Ward (The Citadel) at Towson (Sept. 29)
- 31 Brandon Rainey (The Citadel) at Western Carolina (Nov. 03)

Yards per rush (min. 5 attempts)

- 15.4 Grant Drakeford (The Citadel) at Mercer (Sept. 22) [9-139]
- 15.2 D'mauria Van Cleave (Wofford) vs PRESBYTERIAN (Nov. 17) [6-91]

Rushing TDs

- 4 Lorenzo Ward (The Citadel) vs SAMFORD (Nov. 10)
- 3 Tyrie Adams (Western Carolina) vs NEWBERRY (Sept. 01)
- 3 Quan Myers (VMI) at Western Carolina (Sept. 22)
- 3 Tee Mitchell (Mercer) at VMI (Sept. 29)
- 3 Quay Holmes (ETSU) vs GARDNER-WEBB (Oct. 06)
- 3 JeMar Lincoln (Furman) at The Citadel (Oct. 27)
- 3 Devin Wynn (Furman) at VMI (Nov. 10)
- 3 Devlin Hodges (Samford) at ETSU (Nov. 17)

Longest rush

- 75 Donnavan Spencer (Western Carolina) vs THE CITADEL (Nov. 03)
- 71 Jordan Black (The Citadel) at VMI (Oct. 20)

Passing yards

- 562 Devlin Hodges (Samford) vs WESTERN CAROLINA (Oct. 06)
- 491 Reece Udinski (VMI) at Western Carolina (Sept. 22)

Passing attempts

- 72 Reece Udinski (VMI) at Western Carolina (Sept. 22)
- 70 Reece Udinski (VMI) vs MERCER (Sept. 29)

Passing TDs

- 6 Devlin Hodges (Samford) vs WESTERN CAROLINA (Oct. 06)
- 6 Devlin Hodges (Samford) vs VMI (Oct. 13)

Longest pass

- 91 Jordan Black (The Citadel) vs FURMAN (Oct. 27)
- 89 Nick Tiano (Chattanooga) vs TENNESSEE TECH (Aug. 30)

Passes completed

- 49 Reece Udinski (VMI) vs THE CITADEL (Oct. 20)
- 44 Devlin Hodges (Samford) at Chattanooga (Sept. 22)
- 44 Devlin Hodges (Samford) vs WESTERN CAROLINA (Oct. 06)

Had intercepted

- 4 Devlin Hodges (Samford) at Florida State (Sept. 08)
- 4 Reece Udinski (VMI) vs ETSU (Sept. 14)

Pass completion percentage (min. 5 completions)

- 88.9 Joe Newman (Wofford) vs VMI (Sept. 08) [8-9]
- 88.9 Joe Newman (Wofford) at Chattanooga (Oct. 06) [8-9]

Pass yards/attempt (min. 5 attempts)

- 16.7 Jordan Black (The Citadel) at Mercer (Sept. 22) [10-167]
- 16.0 Brandon Rainey (The Citadel) vs CHARLESTON SO. (Nov. 29) [5-80]

Pass yards/catch

- 33.4 Jordan Black (The Citadel) at Mercer (Sept. 22) [5-167]
- 26.7 Brandon Rainey (The Citadel) vs CHARLESTON SO. (Nov. 29) [3-80]

Receiving yards

- 268 Bryce Nunnally (Chattanooga) at The Citadel (Sept. 08)
- 215 Kelvin McKnight (Samford) at Florida State (Sept. 08)

Receptions

- 14 Kelvin McKnight (Samford) at Florida State (Sept. 08)
- 13 Wil Young (Chattanooga) at ETSU (Sept. 29)

Yards per catch (min. 3 catches)

- 40.7 David Durden (Mercer) at Yale (Oct. 13) [3-122]
- 35.3 Donnavan Spencer (Western Carolina) at North Carolina (Nov. 17) [3-106]

Receiving TDs

- 3 Chris Shelling (Samford) vs VMI (Oct. 13)
- 2 Kelvin McKnight (Samford) vs SHORTER (Aug. 30)
- 2 Bryce Nunnally (Chattanooga) at The Citadel (Sept. 08)
- 2 Kelvin McKnight (Samford) at Florida State (Sept. 08)
- 2 Wil Young (Chattanooga) at UT Martin (Sept. 15)
- 2 Javeon Lara (VMI) at Western Carolina (Sept. 22)
- 2 Daquan Patten (Western Carolina) at Furman (Sept. 29)
- 2 Owen Cosenke (Western Carolina) at Furman (Sept. 29)
- 2 David Durden (Mercer) at Yale (Oct. 13)
- 2 Javeon Lara (VMI) at Samford (Oct. 13)
- 2 Kelvin McKnight (Samford) vs VMI (Oct. 13)
- 2 Joseph Parker (Chattanooga) at Western Carolina (Oct. 13)
- 2 Kris Thornton (VMI) vs THE CITADEL (Oct. 20)
- 2 Owen Cosenke (Western Carolina) at ETSU (Oct. 27)
- 2 TJ Luther (Wofford) vs MERCER (Oct. 27)
- 2 Jake Walker (Furman) at VMI (Nov. 10)
- 2 Javeon Lara (VMI) vs FURMAN (Nov. 10)
- 2 Jake Walker (Furman) at Mercer (Nov. 17)
- 2 Ryan DeLuca (Furman) at Mercer (Nov. 17)

Longest reception

- 91 Raleigh Webb (The Citadel) vs FURMAN (Oct. 27)
- 89 Bryce Nunnally (Chattanooga) vs TENNESSEE TECH (Aug. 30)

#SoConFB

2018 INDIVIDUAL SUPERLATIVES



Field goal attempts	
5	Luke Carter (Wofford) vs ELON (Nov. 24)
4	Cole Fisher (Mercer) at Samford (Sept. 15)
4	Cole Fisher (Mercer) at VMI (Sept. 29)
4	JJ Jerman (ETSU) at The Citadel (Oct. 13)
4	Grayson Atkins (Furman) vs SAMFORD (Oct. 20)
4	Will Horton (Western Carolina) vs WOFFORD (Nov. 10)
4	Will Horton (Western Carolina) at North Carolina (Nov. 17)
Field goals made	
4	JJ Jerman (ETSU) at The Citadel (Oct. 13)
4	Grayson Atkins (Furman) vs SAMFORD (Oct. 20)
4	Will Horton (Western Carolina) at North Carolina (Nov. 17)
4	Luke Carter (Wofford) vs ELON (Nov. 24)
Longest field goal	
53	Grayson Atkins (Furman) vs SAMFORD (Oct. 20)
50	Grayson Atkins (Furman) vs CHATTANOOGA (Nov. 03)
Field goal percentage	
100.0	JJ Jerman (ETSU) at The Citadel (Oct. 13) [4-4]
100.0	Grayson Atkins (Furman) vs SAMFORD (Oct. 20) [4-4]
100.0	Will Horton (Western Carolina) at North Carolina (Nov. 17) [4-4]
PAT kicks attempted	
9	Mitchell Fineran (Samford) vs WESTERN CAROLINA (Oct. 06)
9	Mitchell Fineran (Samford) vs VMI (Oct. 13)
PAT kicks made	
9	Mitchell Fineran (Samford) vs WESTERN CAROLINA (Oct. 06)
9	Mitchell Fineran (Samford) vs VMI (Oct. 13)
PAT kicks percentage	
100.0	Mitchell Fineran (Samford) vs WESTERN CAROLINA (Oct. 06) [9-9]
100.0	Mitchell Fineran (Samford) vs VMI (Oct. 13) [9-9]
Punts	
10	Ian Berryman (Western Carolina) at Samford (Oct. 06)
9	Matt Shiel (Mercer) at Memphis (Sept. 01)
9	Reed King (VMI) at Toledo (Sept. 01)
9	Matt Shiel (Mercer) at Chattanooga (Nov. 10)
Yards punted	
433	Ian Berryman (Western Carolina) at Samford (Oct. 06) [10-433]
392	Reed King (VMI) at Toledo (Sept. 01) [9-392]
Longest punt	
81	Grayson Atkins (Furman) at The Citadel (Oct. 27)
68	Matthew Campbell (The Citadel) at Alabama (Nov. 17)
Punting average	
53.7	Matt Shiel (Mercer) vs ETSU (Nov. 03) [3-161]
50.9	Grayson Atkins (Furman) at The Citadel (Oct. 27) [7-356]
Punt returns	
5	Lane Botkin (The Citadel) vs FURMAN (Oct. 27)
4	Kelvin McKnight (Samford) vs WESTERN CAROLINA (Oct. 06)
Punt return yards	
69	Quan Harrison (ETSU) at VMI (Sept. 14)
51	Tucker Cannon (Mercer) at VMI (Sept. 29)
Longest punt return	
69	Quan Harrison (ETSU) at VMI (Sept. 14)
51	Tucker Cannon (Mercer) at VMI (Sept. 29)
Punt return TDs	
1	Quan Harrison (ETSU) at VMI (Sept. 14)
1	Dante Smith (The Citadel) at Western Carolina (Nov. 03)
1	Dante Smith (The Citadel) vs CHARLESTON SOUTHERN (Nov. 29)
Punt return average	
34.5	Quan Harrison (ETSU) at VMI (Sept. 14) [2-69]
17.0	Daquan Patten (Western Carolina) vs NEWBERRY (Sept. 01) [2-34]

Kick returns	
7	Dejuan Bell (Furman) at Elon (Sept. 08)
6	Mason Dermott (VMI) vs MERCER (Sept. 29)
Kick return yards	
177	Stephen Houzah (Mercer) at Chattanooga (Nov. 10)
162	Mason Dermott (VMI) vs MERCER (Sept. 29)
Kick return average	
59.0	Stephen Houzah (Mercer) at Chattanooga (Nov. 10) [3-177]
48.7	Dejuan Bell (Furman) vs WESTERN CAROLINA (Sept. 29) [3-146]
Longest kick return	
97	Dejuan Bell (Furman) vs WESTERN CAROLINA (Sept. 29)
95	David Durden (Mercer) vs WESTERN CAROLINA (Oct. 20)
Kick return TDs	
1	Rod Johnson (The Citadel) at Mercer (Sept. 22)
1	Dejuan Bell (Furman) vs WESTERN CAROLINA (Sept. 29)
1	David Durden (Mercer) vs WESTERN CAROLINA (Oct. 20)
1	Raleigh Webb (The Citadel) vs CHARLESTON SOUTHERN (Nov. 29)
Combined PR/KR yards	
177	Stephen Houzah (Mercer) at Chattanooga (Nov. 10) [0pr-177kr]
162	Mason Dermott (VMI) vs MERCER (Sept. 29) [0pr-162kr]
Interceptions	
2	Noah Dawkins (The Citadel) at Wofford (Sept. 01)
2	JerMichael White (Western Carolina) at Gardner-Webb (Sept. 14)
2	Collin Loftis (VMI) at Western Carolina (Sept. 22)
2	BJ Bohler (Mercer) at VMI (Sept. 29)
2	Tyree Robinson (ETSU) at The Citadel (Oct. 13)
2	Artevious Smith (ETSU) at Mercer (Nov. 03)
2	Jay Howard (The Citadel) vs CHARLESTON SOUTHERN (Nov. 29)
Interception return yards	
70	Michael Murphy (Western Carolina) at North Carolina (Nov. 17)
66	George Gbese (Wofford) at Western Carolina (Nov. 10)
Interception return average	
29.5	Tyree Robinson (ETSU) at The Citadel (Oct. 13) [2-59]
23.5	Noah Dawkins (The Citadel) at Wofford (Sept. 01) [2-47]
Longest interception return	
70	Michael Murphy (Western Carolina) at North Carolina (Nov. 17)
66	George Gbese (Wofford) at Western Carolina (Nov. 10)
Interception return TDs	
1	Jerrell Lawson (Chattanooga) vs TENNESSEE TECH (Aug. 30)
1	Noah Dawkins (The Citadel) at Wofford (Sept. 01)
1	Dimitri Redwood (Wofford) vs VMI (Sept. 08)
1	Devin Carper (VMI) vs ETSU (Sept. 14)
1	Michael Murphy (Western Carolina) vs VMI (Sept. 22)
1	Tyree Robinson (ETSU) at The Citadel (Oct. 13)
1	Tyren Cloyd (VMI) at Chattanooga (Oct. 27)
1	Titus Tucker (ETSU) at Jacksonville State (Nov. 24)
All-purpose yards	
268	Bryce Nunnally (Chattanooga) at The Citadel (Sept. 08)
245	Kelvin McKnight (Samford) at Florida State (Sept. 08)
Tackles	
19.0	Mitchell Chancey (Western Carolina) vs THE CITADEL (Nov. 03) [5-14]
17.0	Michael Bean (Chattanooga) vs WOFFORD (Oct. 06) [11-6]
Sacks	
4.0	Solomon Clark (Western Carolina) vs VMI (Sept. 22) [4-0]
3.5	Jared Folks (ETSU) at VMI (Sept. 14) [3-1]
Tackles for loss	
5.5	Solomon Clark (Western Carolina) vs VMI (Sept. 22) [5-1]
5.0	Ahmad Gooden (Samford) vs WOFFORD (Nov. 03) [5-0]

2018 TEAM SUPERLATIVES

#SoConFB

Points	
73	Samford vs VMI (Oct. 13)
66	Samford vs SHORTER (Aug. 30)
66	Samford vs WESTERN CAROLINA (Oct. 06)
Points scored kicking	
14	ETSU at The Citadel (Oct. 13) [4fg,2pat]
14	Western Carolina at North Carolina (Nov. 17) [4fg,2pat]
Touchdowns	
10	Samford vs VMI (Oct. 13)
9	Samford vs SHORTER (Aug. 30)
9	Samford vs WESTERN CAROLINA (Oct. 06)
Total offense yards	
773	Samford vs VMI (Oct. 13) [289r,484p]
736	Samford vs WESTERN CAROLINA (Oct. 06) [174r,562p]
Total offense plays	
109	VMI at Western Carolina (Sept. 22) [36r,73p]
101	VMI vs MERCER (Sept. 29) [31r,70p]
Total offense yards/play	
9.7	Wofford vs VMI (Sept. 08) [69-671]
9.7	Mercer vs WESTERN CAROLINA (Oct. 20) [59-572]
Rushing yards	
490	Wofford at Gardner-Webb (Sept. 29)
450	Wofford vs VMI (Sept. 08)
Rushing attempts	
71	The Citadel at Towson (Sept. 29)
71	The Citadel at Western Carolina (Nov. 03)
Yards per rush	
8.7	Mercer vs WESTERN CAROLINA (Oct. 20) [32-278]
8.7	Wofford vs VMI (Sept. 08) [52-450]
Rushing TDs	
6	ETSU vs GARDNER-WEBB (Oct. 06)
5	Mercer vs JACKSONVILLE (Sept. 08)
5	Wofford vs VMI (Sept. 08)
5	The Citadel vs SAMFORD (Nov. 10)
5	Furman at VMI (Nov. 10)
5	Samford at ETSU (Nov. 17)
5	Wofford vs PRESBYTERIAN (Nov. 17)
Longest rush	
75	Western Carolina vs THE CITADEL (Nov. 03)
71	The Citadel at VMI (Oct. 20)
Passing yards	
562	Samford vs WESTERN CAROLINA (Oct. 06)
491	VMI at Western Carolina (Sept. 22)
Passing attempts	
73	VMI at Western Carolina (Sept. 22)
70	VMI vs MERCER (Sept. 29)
Passing TDs	
7	Samford vs VMI (Oct. 13)
6	Samford vs SHORTER (Aug. 30)
6	Samford vs WESTERN CAROLINA (Oct. 06)
Longest pass	
91	The Citadel vs FURMAN (Oct. 27)
89	Chattanooga vs TENNESSEE TECH (Aug. 30)
Passes completed	
49	VMI vs THE CITADEL (Oct. 20)
44	Samford at Chattanooga (Sept. 22)
44	Samford vs WESTERN CAROLINA (Oct. 06)
Had intercepted	
5	VMI vs ETSU (Sept. 14)
4	Samford at Florida State (Sept. 08)
Pass completion percentage	
88.9	Wofford at Chattanooga (Oct. 06) [8-9]
88.2	Wofford vs VMI (Sept. 08) [15-17]
Passing yards/attempt	
16.7	The Citadel at Mercer (Sept. 22) [10-167]
14.4	Furman at VMI (Nov. 10) [21-302]
Yards per catch	
33.4	The Citadel at Mercer (Sept. 22) [5-167]
27.5	The Citadel vs CHARLESTON SO. (Nov. 29) [4-110]
Field goal attempts	
5	Chattanooga vs MERCER (Nov. 10)
5	Wofford vs ELON (Nov. 24)
Field goals made	
4	ETSU at The Citadel (Oct. 13)
4	Furman vs SAMFORD (Oct. 20)
4	Western Carolina at North Carolina (Nov. 17)
4	Wofford vs ELON (Nov. 24)

Longest field goal	
53	Furman vs SAMFORD (Oct. 20)
50	Furman vs CHATTANOOGA (Nov. 03)
Field goal percentage	
100.0	ETSU at The Citadel (Oct. 13) [4-4]
100.0	Furman vs SAMFORD (Oct. 20) [4-4]
100.0	Western Carolina at North Carolina (Nov. 17) [4-4]
PAT kicks attempted	
10	Samford vs VMI (Oct. 13)
9	Samford vs SHORTER (Aug. 30)
9	Samford vs WESTERN CAROLINA (Oct. 06)
PAT kicks made	
10	Samford vs VMI (Oct. 13)
9	Samford vs SHORTER (Aug. 30)
9	Samford vs WESTERN CAROLINA (Oct. 06)
PAT kicks percentage	
100.0	Samford vs VMI (Oct. 13) [10-10]
100.0	Samford vs SHORTER (Aug. 30) [9-9]
100.0	Samford vs WESTERN CAROLINA (Oct. 06) [9-9]
2-point PAT attempts	
3	ETSU vs WESTERN CAROLINA (Oct. 27)
2	VMI at Western Carolina (Sept. 22)
2	VMI vs MERCER (Sept. 29)
2	VMI vs THE CITADEL (Oct. 20)
2	Western Carolina at ETSU (Oct. 27)
2-point PATs made	
2	VMI vs MERCER (Sept. 29)
2	ETSU vs WESTERN CAROLINA (Oct. 27)
Punts	
10	VMI at Toledo (Sept. 01)
10	Western Carolina at Samford (Oct. 06)
10	Mercer at Chattanooga (Nov. 10)
Longest punt	
81	Furman at The Citadel (Oct. 27)
68	The Citadel at Alabama (Nov. 17)
Yards punted	
433	Western Carolina at Samford (Oct. 06) [10-433]
392	VMI at Toledo (Sept. 01) [10-392]
Punting average	
53.7	Mercer vs ETSU (Nov. 03) [3-161]
50.9	Furman at The Citadel (Oct. 27) [7-356]
Punt returns	
7	The Citadel vs CHARLESTON SOUTHERN (Nov. 29)
5	Samford vs WESTERN CAROLINA (Oct. 06)
5	The Citadel vs FURMAN (Oct. 27)
Punt return yards	
69	ETSU at VMI (Sept. 14)
50	Samford vs SHORTER (Aug. 30)
Punt return average	
34.5	ETSU at VMI (Sept. 14) [2-69]
17.5	VMI at Chattanooga (Oct. 27) [2-35]
Punt return TDs	
1	ETSU at VMI (Sept. 14)
1	The Citadel at Western Carolina (Nov. 03)
1	The Citadel vs CHARLESTON SOUTHERN (Nov. 29)
Longest punt return	
69	ETSU at VMI (Sept. 14)
51	Mercer at VMI (Sept. 29)
Kick returns	
7	Furman at Elon (Sept. 08)
6	VMI vs MERCER (Sept. 29)
6	The Citadel vs ETSU (Oct. 13)
6	VMI at Samford (Oct. 13)
Kick return yards	
177	Mercer at Chattanooga (Nov. 10)
171	Mercer vs WESTERN CAROLINA (Oct. 20)
Kick return average	
59.0	Mercer at Chattanooga (Nov. 10) [3-177]
40.0	Furman vs WESTERN CAROLINA (Sept. 29) [4-160]
Longest kick return	
97	Furman vs WESTERN CAROLINA (Sept. 29)
95	Mercer vs WESTERN CAROLINA (Oct. 20)
Kick return TDs	
1	The Citadel at Mercer (Sept. 22)
1	Furman vs WESTERN CAROLINA (Sept. 29)
1	Mercer vs WESTERN CAROLINA (Oct. 20)
1	The Citadel vs CHARLESTON SOUTHERN (Nov. 29)

Interceptions	
5	ETSU at VMI (Sept. 14)
3	Samford vs SHORTER (Aug. 30)
3	VMI vs ETSU (Sept. 14)
3	Chattanooga vs SAMFORD (Sept. 22)
3	Western Carolina at Samford (Oct. 06)
3	Western Carolina at ETSU (Oct. 27)
Interception return yds	
82	Western Carolina at North Carolina (Nov. 17)
75	Chattanooga vs SAMFORD (Sept. 22)
Interception return average	
41.0	Western Carolina at North Carolina (Nov. 17) [2-82]
30.0	ETSU at Jacksonville State (Nov. 24) [2-60]
Longest interception return	
70	Western Carolina at North Carolina (Nov. 17)
66	Wofford at Western Carolina (Nov. 10)
Interception return TDs	
1	Chattanooga vs TENNESSEE TECH (Aug. 30)
1	The Citadel at Wofford (Sept. 01)
1	Wofford vs VMI (Sept. 08)
1	VMI vs ETSU (Sept. 14)
1	Western Carolina vs VMI (Sept. 22)
1	ETSU at The Citadel (Oct. 13)
1	VMI at Chattanooga (Oct. 27)
1	ETSU at Jacksonville State (Nov. 24)
Fumbles lost	
3	ETSU vs MARS HILL (Sept. 01)
3	Chattanooga at ETSU (Sept. 29)
3	Western Carolina at Samford (Oct. 06)
Fumbles recovered	
3	ETSU vs CHATTANOOGA (Sept. 29)
3	Samford vs WESTERN CAROLINA (Oct. 06)
Sacked by opponent	
8	VMI vs ETSU (Sept. 14)
7	VMI at Chattanooga (Oct. 27)
7	Western Carolina vs THE CITADEL (Nov. 03)
QB sacks	
8	ETSU at VMI (Sept. 14)
7	Chattanooga vs VMI (Oct. 27)
7	The Citadel at Western Carolina (Nov. 03)
Turnovers committed	
6	VMI vs ETSU (Sept. 14)
5	Samford at Florida State (Sept. 08)
5	Samford vs WESTERN CAROLINA (Oct. 06)
5	Western Carolina at Samford (Oct. 06)
Turnovers caused	
6	ETSU at VMI (Sept. 14)
5	Western Carolina at Samford (Oct. 06)
5	Samford vs WESTERN CAROLINA (Oct. 06)
Kicks blocked	
2	The Citadel at VMI (Oct. 20)
2	The Citadel at Western Carolina (Nov. 03)
First downs	
37	Samford vs WESTERN CAROLINA (Oct. 06)
35	Western Carolina at Mercer (Oct. 20)
1st downs rushing	
21	Wofford at Gardner-Webb (Sept. 29)
20	Wofford at Chattanooga (Oct. 06)
1st downs passing	
25	Samford at Chattanooga (Sept. 22)
24	Samford vs WESTERN CAROLINA (Oct. 06)
1st downs by penalty	
8	VMI vs ETSU (Sept. 14)
7	VMI at Chattanooga (Oct. 27)
Penalties	
13	ETSU at VMI (Sept. 14)
12	Western Carolina vs VMI (Sept. 22)
Penalties yards	
142	ETSU at VMI (Sept. 14)
131	The Citadel vs CHARLESTON SOUTHERN (Nov. 29)

ALL-TIME SOCON RECORDS



Winning percentage

Team (years in SoCon)	W	L	T	Pct.
Duke (24)	99	23	5	.7992
Alabama (11)	60	14	3	.7987
West Virginia (17)	56	13	3	.7986
Tennessee (11)	50	13	6	.736
East Carolina (13)	43	18	1	.702
Appalachian State (42)	204	87	5	.698
Vanderbilt (11)	42	17	5	.6953
Georgia Southern (21)	114	50	0	.6951
Tulane (11)	43	21	4	.662
North Carolina (31)	96	53	15	.631
Wofford (22)	107	63	0	.629
Georgia Tech (11)	41	23	10	.622
Wake Forest (17)	65	40	5	.614
Florida (11)	33	22	7	.589
Georgia (11)	38	26	4	.588
Furman (80)	271	213	11	.559
Samford (11)	48	38	0	.558
Clemson (31)	67	53	6	.556
William & Mary (40)	113	95	11	.541
Maryland (29)	64	58	9	.523
Marshall (21)	69	63	2	.522
Virginia Tech (41)	108	112	22	.492
Chattanooga (42)	146	155	2	.485
Richmond (37)	102	118	10	.465
Kentucky (11)	26	31	7	.461
LSU (11)	21	25	3	.459
Washington & Lee (32)	54	70	11	.441
South Carolina (31)	67	84	10	.431
George Washington (23)	53	73	4	.423
The Citadel (80)	211	296	5	.417
Mercer (5)	15	23	0	.395
ETSU (29)	78	126	0	.382
Elon (11)	32	52	0	.381
North Carolina State (31)	63	108	14	.378
VMI (85)	182	309	23	.376
Western Carolina (42)	113	193	1	.370
Virginia (14)	24	46	10	.363
Auburn (11)	20	40	7	.351
Mississippi State (11)	15	35	3	.311
Mississippi (11)	12	37	2	.255
Davidson (50)	51	174	8	.236
University of the South (9)	9	37	1	.202

Most victories

Team (years in SoCon)	W	L	T	Pct.
Furman (80)	271	213	11	.559
The Citadel (80)	211	296	5	.417
Appalachian State (42)	204	87	5	.698
VMI (85)	182	309	23	.376
Chattanooga (42)	146	155	2	.485
Georgia Southern (21)	114	50	0	.695
William & Mary (40)	113	95	11	.541
Western Carolina (42)	113	193	1	.370
Virginia Tech (41)	108	112	22	.492
Wofford (22)	107	63	0	.629
Richmond (37)	102	118	10	.465
Duke (24)	99	23	5	.799
North Carolina (31)	96	53	15	.631
ETSU (29)	78	126	0	.382
Marshall (21)	69	63	2	.522
Clemson (31)	67	53	6	.556
South Carolina (31)	67	84	10	.431
Wake Forest (17)	65	40	5	.614
Maryland (29)	64	58	9	.523
North Carolina State (31)	63	108	14	.378
Alabama (11)	60	14	3	.799
West Virginia (17)	56	13	3	.799
Washington & Lee (32)	54	70	11	.441
George Washington (23)	53	73	4	.423
Davidson (50)	51	174	8	.236
Tennessee (11)	50	13	6	.736
Samford (11)	48	38	0	.558
East Carolina (13)	43	18	1	.702
Tulane (11)	43	21	4	.662
Vanderbilt (11)	42	17	5	.695
Georgia Tech (11)	41	23	10	.622
Georgia (11)	38	26	4	.588
Florida (11)	33	22	7	.589
Elon (11)	32	52	0	.381
Kentucky (11)	26	31	7	.461
Virginia (14)	24	46	10	.363
LSU (11)	21	25	3	.459
Auburn (11)	20	40	7	.351
Mercer (5)	15	23	0	.395
Mississippi State (11)	15	35	3	.311
Mississippi (11)	12	37	2	.255
University of the South (9)	9	37	1	.202



Tennessee's General Robert Neyland (right) guided the Volunteers to a 41-2-5 record and one SoCon title from 1926-32.



Legendary coach Paul "Bear" Bryant (center) began his coaching career in 1945 at then-SoCon member Maryland, guiding the Terrapins to a 6-2-1 overall mark.

Most victories (overall)

Rk Coach, school (seasons)

Rk	Coach, school (seasons)	Wins
1.	Jerry Moore, Appalachian State (1989-12)	215
2.	Wallace Wade, Alabama (1923-30); Duke (1931-41, 46-50)	171 (61 UA/110 DU)
3.	Mike Ayers, ETSU (1985-87); Wofford (1997-17)	161 (11 ETSU/150 WOF)
4.	Bobby Lamb, Furman (2002-10); Mercer (2014-present)	94 (67 FUR/27 MER)
5.	D.C. Walker, Wake Forest (1937-50)	77
6.	Frank Howard, Clemson (1940-52)	69
	Dick Sheridan, Furman (1978-85)	69
8.	H.C. Byrd, Maryland (1921-34)	68
9.	Jimmy Satterfield, Furman (1986-93)	66
	Bob Waters, Western Carolina (1977-88)	66

Average wins per season (min. three seasons)

Rk Coach, school (seasons)

Rk	Coach, school (seasons)	Avg.	Wins	Seasons
1.	Paul Johnson, Georgia Southern (1997-01)	12.4	62	5
2.	Jim Donnan, Marshall (1990-95)	10.7	64	6
3.	Jeff Monken, Georgia Southern (2010-13)	9.5	38	4
4.	Jerry Moore, Appalachian State (1989-12)	8.9	215	24
5.	Mike Sewak, Georgia Southern (2002-05)	8.8	35	4
6.	Dick Sheridan, Furman (1978-85)	8.6	69	8
7.	Joe Morrison, Chattanooga (1977-79)	8.3	25	3
	Tim Stowers, Georgia Southern (1993-95)	8.3	25	3
9.	George Chaump, Marshall (1986-89)	8.3	33	4
	Jimmy Satterfield, Furman (1986-93)	8.3	66	8

Winning percentage (min. three seasons)


Rk Coach, school (seasons)

Rk	Coach, school (seasons)	Pct.	Record
1.	Robert Neyland, Tennessee (1926-32)	93.4	61-2-5
2.	Paul Johnson, Georgia Southern (1997-01)	86.1	62-10
3.	Jim Tatum, Maryland (1947-52)	79.7	46-11-2
4.	Joe Morrison, Chattanooga (1977-79)	78.8	25-6-2
5.	Carl Voyles, William & Mary (1939-42)	78.2	29-7-3
6.	Wallace Wade, Alabama (1923-30); Duke (1931-41, 46-50)	76.5	171-49-10 (61-13-3 UA/110-36-7 DU)
7.	Jim Donnan, Marshall (1990-95)	75.3	64-21
8.	Dick Sheridan, Furman (1978-85)	74.5	69-23-2
9.	Pat Dye, East Carolina (1974-76)	72.7	24-9
10.	Jeff Monken, Georgia Southern (2010-13)	71.7	38-16


Most seasons

Rk Coach, school (seasons)


Rk	Coach, school (seasons)	Seasons
1.	Wallace Wade, Alabama (1923-30); Duke (1931-41, 46-50)	24 (8 UA/16 DU)
	Jerry Moore, Appalachian State (1989-12)	24
	Mike Ayers, ETSU (1985-87); Wofford (1997-17)	24 (3 ETSU/21 WOF)
4.	Ed Merrick, Richmond (1951-65)	15
	Bob King, Furman (1958-72)	15
6.	H.C. Byrd, Maryland (1921-34)	14
	D.C. Walker, Wake Forest (1937-50)	14
	Bob Thalman, VMI (1971-84)	14
	Bobby Lamb, Furman (2002-10); Mercer (2014-present)	14 (9 FUR/5 MER)
10.	Frank Howard, Clemson (1940-52)	13
	William Dole, Davidson (1952-64)	13
	John McKenna, VMI (1953-65)	13



Jerry Moore's 215 wins in 24 seasons at Appalachian State are the most of any SoCon head coach.



Wallace Wade won 171 games while at Alabama (61) and Duke (110) and later became the SoCon's first commissioner.



Mike Ayers retired after the 2017 season third all-time on the SoCon wins chart with 161 over 24 seasons at ETSU and Wofford.

NFL DRAFT PICKS



Year	Rd.	Sel.	Team	Name	Pos.	School	Year	Rd.	Sel.	Team	Name	Pos.	School
1936	6	54	New York Giants	Gus Durner	T	Duke	1944	13	129	Chicago Cardinals	Bob Longacre	B	William & Mary
1937	2	13	Brooklyn Dodgers	Ace Parker	TB	Duke	1944	14	142	Boston Yanks	John Maskas	G	Virginia Tech
1937	6	51	Philadelphia Eagles	Bill Guckeyson	B	Maryland	1944	15	146	Philadelphia Eagles	Dom Fusci	T	South Carolina
1937	6	54	New York Giants	Jim Farley	G	VMI	1944	15	150	Chicago Bears	Bill Milner	LB	Duke
1937	7	63	Chicago Cardinals	Herm Dickerson	B	Virginia Tech	1944	17	168	Philadelphia Eagles	Jackie Freeman	B	William & Mary
1937	10	96	Washington Redskins	Mac Cara	E	North Carolina State	1944	17	171	Washington Redskins	Tom Davis	B	Duke
1938	5	36	Detroit Lions	Andy Bershak	E	North Carolina	1944	18	181	Green Bay Packers	Hugh Cox	B	North Carolina
1938	6	45	Chicago Cardinals	Joe Brunansky	T	Duke	1944	19	197	Boston Yanks	Art Faircloth	B	North Carolina State
1938	8	64	Pittsburgh Pirates	Tom Burnette	B	North Carolina	1944	21	219	Boston Yanks	Bill Furman	T	Washington & Lee
1938	12	103	Brooklyn Dodgers	Lou Mark	C	North Carolina State	1944	23	236	Green Bay Packers	John Perry	B	Duke
1938	12	108	New York Giants	Elmore Hackney	B	Duke	1944	24	242	Chicago Cardinals	Bob Nanni	T	Duke
1938	12	109	Washington Redskins	Hank Bartos	G	North Carolina	1944	24	248	Washington Redskins	Ed Bauer	G	South Carolina
1939	5	37	Detroit Lions	Steve Maronic	T	North Carolina	1944	24	252	Boston Yanks	Courtney Lawlor	B	Richmond
1939	5	40	New York Giants	Don Willis	B	Clemson	1944	26	269	Green Bay Packers	Ray Jordan	B	North Carolina
1939	6	49	Green Bay Packers	Larry Craig	QB	South Carolina	1944	30	308	Chicago Cardinals	Lloyd Ott	C	North Carolina State
1939	8	65	Brooklyn Dodgers	Dan Hill	C	Duke	1945	1	10	New York Giants	Elmer Barbour	BB	Wake Forest
1939	12	104	Philadelphia Eagles	Jack Kraynick	B	North Carolina	1945	10	93	Chicago Bears	Billy Poe	B	Clemson
1939	12	108	Washington Redskins	Robert O'Mara	B	Duke	1945	13	121	Chicago Cardinals	Buddy Luper	B	Duke
1939	13	111	Chicago Cardinals	Andy Sabodos	G	The Citadel	1945	13	123	Boston Yanks	George McDonald	T	South Carolina
1939	14	121	Pittsburgh Pirates	Ed Clary	B	South Carolina	1945	15	144	Chicago Cardinals	Gordon Carver	B	Duke
1939	14	130	New York Giants	George Watson	B	North Carolina	1945	15	146	Boston Yanks	Chan Highsmith	C	North Carolina
1939	15	135	Brooklyn Dodgers	Lou Trunzo	G	Wake Forest	1945	16	156	Boston Yanks	Skimp Harrison	E	South Carolina
1939	15	138	Washington Redskins	Eric Tipton	B	Duke	1945	16	160	Washington Redskins	Dom Fusci	T	South Carolina
1939	16	142	Chicago Cardinals	Gus Goins	E	Clemson	1945	17	167	Chicago Cardinals	Ben Cittadino	E	Duke
1940	1	4	Brooklyn Dodgers	Banks McFadden	HB	Clemson	1945	17	172	Chicago Bears	Nick Sacrinty	QB	Wake Forest
1940	1	2	Philadelphia Eagles	George McAfee	HB	Duke	1945	18	177	Chicago Cardinals	Ralph Strayhorn	G	North Carolina
1940	2	11	Chicago Cardinals	George Stirweiss	B	North Carolina	1945	18	185	New York Giants	Bill Byrd	C	Maryland
1940	3	19	Brooklyn Dodgers	Rhoten Shetley	B	Furman	1945	22	220	Chicago Cardinals	Fred Grant	B	Wake Forest
1940	4	29	Brooklyn Dodgers	Bill Bailey	OE	Duke	1945	24	246	Cleveland Rams	Stan Nowak	E	South Carolina
1940	7	54	Brooklyn Dodgers	Ty Coon	G	North Carolina State	1945	25	256	Boston Yanks	Bill Iancelli	E	William & Mary
1940	7	55	Cleveland Rams	Bob Nowaskey	DE	George Washington	1945	26	271	Chicago Bears	Lu Gambino	FB	Maryland
1940	9	73	Pittsburgh Steelers	Dick Boisseau	T	Washington & Lee	1945	27	277	Pittsburgh Steelers	Glen Stough	T	Duke
1940	10	82	Pittsburgh Steelers	Paul Shu	B	VMI	1945	27	279	Cleveland Rams	Russ Perry	B	Wake Forest
1940	12	108	Washington Redskins	Allen Johnson	G	Duke	1945	29	302	Washington Redskins	Frank Irwin	T	Duke
1940	13	120	New York Giants	Joe Payne	G	Clemson	1945	29	304	Chicago Bears	Nick Forkovitch	FB	William & Mary
1940	16	148	Washington Redskins	Bolo Perdue	DE	Duke	1946	2	13	Pittsburgh Steelers	George Clark	B	Duke
1940	17	153	Pittsburgh Steelers	Mike Sullivan	E	North Carolina State	1946	2	15	New York Giants	Elmer Jones	G	Wake Forest
1940	18	166	Detroit Lions	Frank Ribar	B	Duke	1946	3	20	New York Giants	Hosea Rodgers	FB	North Carolina
1940	18	161	Chicago Cardinals	Shad Bryant	B	Clemson	1946	4	29	Chicago Bears	Ernie Knotts	G	Duke
1940	19	178	Washington Redskins	Charles Slagle	B	North Carolina	1946	5	38	Detroit Lions	Dave Harris	E	Wake Forest
1940	20	181	Chicago Cardinals	Rupert Pate	G	Wake Forest	1946	6	43	Pittsburgh Steelers	Marion Woods	G	Clemson
1941	1	11	Philadelphia Eagles	Art Jones	B	Richmond	1946	10	88	Philadelphia Eagles	Al Vandeweghe	E	William & Mary
1941	4	27	Pittsburgh Steelers	Jim Ringgold	B	Wake Forest	1946	11	93	Pittsburgh Steelers	Doc Holloway	G	William & Mary
1941	7	55	Detroit Lions	John Jett	E	Wake Forest	1946	12	105	New York Giants	Al Bush	T	Duke
1941	8	64	Cleveland Rams	Tony Gallovich	WB	Wake Forest	1946	14	147	Detroit Lions	Kelley Mote	OE	Duke
1941	9	75	Detroit Lions	Jasper Davis	B	Duke	1946	15	136	Green Bay Packers	Jim Hough	G	Clemson
1941	10	84	Cleveland Rams	John Pendergast	C	Wake Forest	1946	15	138	Detroit Lions	Pat Thrash	E	South Carolina
1941	10	88	Chicago Bears	Jim Lalanne	B	North Carolina	1946	16	144	Chicago Bears	Ted Hazelwood	T	North Carolina
1941	12	102	Pittsburgh Steelers	Paul Severin	E	North Carolina	1946	16	148	Philadelphia Eagles	Buddy Hubbard	B	William & Mary
1941	16	142	Pittsburgh Steelers	Wes McAfee	HB	Duke	1946	18	161	Chicago Cardinals	Frank Irwin	T	Duke
1941	16	143	Chicago Cardinals	Gates Kimball	T	North Carolina	1946	18	163	Pittsburgh Steelers	Charles (Buck) Garrison	G	Wake Forest
1941	18	162	Pittsburgh Steelers	Bill Cornwell	T	Furman	1946	19	171	Chicago Cardinals	Pride Ratterree	G	Wake Forest
1941	19	179	Chicago Bears	Alex Winterson	T	Duke	1946	20	188	Philadelphia Eagles	Dave Butcher	B	William & Mary
1942	1	4	Chicago Cardinals	Steve Lach	FB	Duke	1946	21	200	Los Angeles Rams	Cliff Lewis	DB	Duke
1942	5	35	Detroit Lions	Joe Blalock	E	Clemson	1946	23	213	Pittsburgh Steelers	Bill Leitheiser	G	Duke
1942	6	49	Green Bay Packers	Joe Krivonak	G	South Carolina	1946	24	222	Boston Yanks	Mike Karmazin	G	Duke
1942	7	58	New York Giants	Tommy Prothro	B	Duke	1946	28	262	Boston Yanks	Don Gleasner	E	Maryland
1942	9	76	Washington Redskins	Frank Swiger	B	Duke	1946	28	264	Chicago Bears	Howard Weldon	G	North Carolina
1942	11	95	Detroit Lions	John Polanski	FB	Wake Forest	1946	29	275	New York Giants	Steve Lucas	E	Duke
1942	13	114	Chicago Cardinals	Charley Givler	G	Wake Forest	1946	29	276	Green Bay Packers	Francis Saunders	T	Clemson
1942	13	118	New York Giants	Bob Barnett	C	Duke	1946	30	281	Chicago Cardinals	Jim LaRue	B	Duke
1942	14	129	Green Bay Packers	Bill Applegate	G	South Carolina	1946	30	285	New York Giants	Bill Voris	B	North Carolina
1942	18	164	Chicago Cardinals	Carl Suntheimer	C	North Carolina	1947	7	49	Pittsburgh Steelers	Bryant Meeks	C	South Carolina
1942	19	176	Washington Redskins	Charlie Timmons	B	Clemson	1947	7	50	Chicago Cardinals	Howard Turner	B	North Carolina State
1942	20	181	Pittsburgh Steelers	Frank Kapriva	FB	Wake Forest	1947	8	57	Boston Yanks	Bill Chipley	E	Washington & Lee
1942	22	197	Brooklyn Dodgers	Walt Fedora	FB	George Washington	1947	9	66	Detroit Lions	Kale Alexander	T	South Carolina
1943	1	2	Philadelphia Eagles	Joe Muha	FB	VMI	1947	9	71	Philadelphia Eagles	Bob Leonetti	G	Wake Forest
1943	3	21	New York Giants	Dewey Proctor	B	Furman	1947	10	78	Pittsburgh Steelers	Paul Gibson	E	North Carolina State
1943	4	26	Detroit Lions	Ralph Hamer	B	Furman	1947	10	80	Philadelphia Eagles	Ulysses Cornogg	T	Wake Forest
1943	6	43	Brooklyn Dodgers	Harvey Johnson	T	William & Mary	1947	10	79	Washington Redskins	Ernie Williamson	T	North Carolina
1943	6	47	Philadelphia Eagles	Lou Sossamon	C	South Carolina	1947	12	98	Pittsburgh Steelers	Jack Fitch	B	North Carolina
1943	7	51	Detroit Lions	Paul Sizemore	E	Furman	1947	12	99	Washington Redskins	Ulysses S. Savage	E	Richmond
1943	9	73	Chicago Cardinals	Moffatt Storer	B	Duke	1947	13	108	Washington Redskins	Bob Steckroth	E	William & Mary
1943	11	96	New York Giants	Glenn Knox	E	William & Mary	1947	13	115	Chicago Bears	Emil Fritz	G	Maryland
1943	13	117	Philadelphia Eagles	Pete Boltrek	T	North Carolina State	1947	14	117	Boston Yanks	Leo Long	B	Duke
1943	14	124	Chicago Cardinals	Buster Ramsey	G	William & Mary	1947	15	131	Chicago Cardinals	Buddy Mulligan	B	Duke
1943	16	141	Detroit Lions	Marv Bass	T	William & Mary	1947	16	138	Pittsburgh Steelers	Ralph Jenkins	C	Clemson
1943	17	159	Chicago Bears	Pat Preston	G	Wake Forest	1947	18	159	Washington Redskins	Tom Nichols	B	Richmond
1943	20	189	Chicago Bears	Marion Butler	B	Clemson	1947	18	164	New York Giants	Dick Brinkley	B	Wake Forest
1943	21	196	New York Giants	Tank Marshall	G	North Carolina	1947	18	165	Chicago Bears	Walt Pupa	B	North Carolina
1943	22	206	New York Giants	John Korczowski	B	William & Mary	1947	19	168	Washington Redskins	Harry Dowda	DB	Wake Forest
1943	23	214	Brooklyn Dodgers	W.J. Gibson	E	North Carolina State	1947	22	200	Philadelphia Eagles	George Blomquist	E	North Carolina State
1943	32	298	Green Bay Packers	Ken Roskie	FB	South Carolina	1947	25	228	Washington Redskins	Hal Mullins	T	Duke
1944	3	25	Pittsburgh Steelers	Bob Gantt	E	Duke	1947	27	248	Washington Redskins	Otis Sacrinty	B	Wake Forest
1944	5	41	Chicago Cardinals	George Owen	G	Wake Forest	1947	28	258	Pittsburgh Steelers	Ralph Sazio	T	William & Mary
1944	7	65	Boston Yanks	Mike Andrews	E	North Carolina State	1947	28	262	Green Bay Packers	Baxter Jerrell	T	North Carolina
1944	8	66	Chicago Cardinals	Red Cochran	QB	Wake Forest	1947	28	263	Los Angeles Rams	Jim Hunnicutt	G	South Carolina
1944	8	75	Cleveland Rams	Stan Stascia	B	South Carolina	1947	29	274	New York Giants	Claude Harrison	B	South Carolina
1944	10	92	New York Giants	Ernie Beamer	E	Duke	1947	31	291	Los Angeles Rams	James Atwell	B	South Carolina
1944	10	95	Chicago Bears	Bill Starford	QB	Wake Forest	1948	3	16	Washington Redskins	Tommy Thompson	LB	William & Mary
1944	12	114	New York Giants	Tommy Mont	C	Maryland	1948	3	23	Chicago Cardinals	Bill Smith	T	North Carolina



NFL DRAFT PICKS

#SoConFB

Year	Rd.	Sel.	Team	Name	Pos.	School	Year	Rd.	Sel.	Team	Name	Pos.	School
1948	5	32	Chicago Bears	Knox Ramsey	G	William & Mary	1951	28	337	Los Angeles Rams	Sterling Wingo	B	Virginia Tech
1948	8	65	Chicago Cardinals	Jim Camp	B	North Carolina	1951	29	346	Philadelphia Eagles	Roscoe Hansen	E	North Carolina
1948	9	74	Chicago Bears	Malachi Mills	T	VMI	1951	30	360	Chicago Bears	Charley Butler	E	George Washington
1948	9	75	New York Giants	Ed Royston	G	Wake Forest	1952	1	6	Pittsburgh Steelers	Ed Modzelewski	FB	Maryland
1948	10	76	New York Giants	Stan Magdziak	B	William & Mary	1952	2	19	Washington Redskins	Andy Davis	DB	George Washington
1948	11	92	Chicago Bears	Jim McDowell	G	William & Mary	1952	3	30	Pittsburgh Steelers	Steve Wadiak	B	South Carolina
1948	18	165	Chicago Cardinals	Harry Caughron	T	William & Mary	1952	4	39	Cleveland Browns	Elmer Costa	G	North Carolina State
1948	20	180	Los Angeles Rams	Jim Rees	T	North Carolina State	1952	5	59	New York Giants	Bob Patton	T	Clemson
1948	20	184	Pittsburgh Steelers	Fred Folger	B	Duke	1952	6	62	New York Giants	Dave Cianelli	C	Maryland
1948	21	188	Washington Redskins	Bryan Bell	B	Washington & Lee	1952	6	67	Washington Redskins	Ed Kensler	G	Maryland
1948	21	189	Boston Yanks	Jim Lukens	E	Washington & Lee	1952	7	75	Chicago Cardinals	Harry Jabbusch	C	South Carolina
1948	23	208	Washington Redskins	Lou Hoitsma	E	William & Mary	1952	11	128	Chicago Bears	Bill Miller	B	Wake Forest
1948	23	212	Chicago Bears	Jim Duncan	E	Wake Forest	1952	13	148	Green Bay Packers	Billy Hair	B	Clemson
1948	23	214	Pittsburgh Steelers	Dike Norman	C	Washington & Lee	1952	13	156	Cleveland Browns	Tom Cosgrove	C	Maryland
1948	24	225	Chicago Cardinals	Dick Wedel	G	Wake Forest	1952	14	160	Chicago Cardinals	Tom Tofaute	C	North Carolina State
1948	27	246	New York Giants	Tom Salisbury	T	Clemson	1952	14	169	Los Angeles Rams	Joe Moss	T	Maryland
1948	27	252	Philadelphia Eagles	Bill Stanton	DE	North Carolina State	1952	15	179	New York Giants	Paul Bischoff	E	West Virginia
1948	26	237	Detroit Lions	Phil Alexander	T	South Carolina	1952	16	186	Pittsburgh Steelers	Pete Ladygo	G	Maryland
1948	26	243	Philadelphia Eagles	Lou Creekmur	T	William & Mary	1952	17	199	Washington Redskins	Gil Bocetti	B	Washington & Lee
1948	28	263	Chicago Bears	Fred Hardison	E	Duke	1952	19	219	Chicago Cardinals	Ed Listopad	G	Wake Forest
1948	30	279	Boston Yanks	Harry Bonk	B	Maryland	1952	19	221	Philadelphia Eagles	Talbott Trammell	E	Washington & Lee
1949	1	6	Pittsburgh Steelers	Bobby Gage	B	Clemson	1952	19	226	Detroit Lions	Blaine Earon	DE	Duke
1949	1	7	Los Angeles Rams	Bobby Thomason	QB	VMI	1952	20	241	Los Angeles Rams	Ed Weber	B	William & Mary
1949	7	71	Philadelphia Eagles	Frank Gillespie	G	Clemson	1952	22	259	Washington Redskins	Jim O'Rourke	B	North Carolina State
1949	2	14	New York Giants	Al DeRogatis	DT	Duke	1952	23	272	Chicago Bears	Paul Nestor	T	Maryland
1949	3	28	Washington Redskins	Len Szafaryn	T	North Carolina	1952	23	275	New York Giants	Bob Bickel	B	Duke
1949	3	31	Chicago Bears	Red O'Quinn	DB	Wake Forest	1952	24	278	New York Giants	Bob Ward	G	Maryland
1949	5	44	New York Bulldogs	Mike Boyda	LB	Washington & Lee	1952	24	279	Green Bay Packers	John Schuetzner	E	South Carolina
1949	5	50	Chicago Cardinals	Tom Wham	E	Furman	1952	26	304	Chicago Cardinals	Charley Fry	T	Maryland
1949	6	60	Chicago Cardinals	Bernie Hanula	T	Wake Forest	1952	27	324	Cleveland Browns	Bill Maletzky	G	Maryland
1949	8	73	New York Bulldogs	Mike Rubish	E	North Carolina	1952	28	332	Chicago Bears	Karney Scioscia	B	Maryland
1949	8	78	Washington Redskins	Bob Kennedy	B	North Carolina	1952	30	354	Pittsburgh Steelers	Ed Kissell	DB	Wake Forest
1949	10	92	Detroit Lions	Bill Davis	G	Duke	1952	30	356	Chicago Bears	Bob Shemonski	B	Maryland
1949	14	138	Washington Redskins	Pat Haggerty	E	William & Mary	1953	1	3	Washington Redskins	Jack Scarbath	QB	Maryland
1949	16	153	New York Bulldogs	Jack Bruce	B	William & Mary	1953	2	16	Washington Redskins	Dick Modzelewski	DT	Maryland
1949	19	189	Chicago Bears	Bob Mitten	G	North Carolina	1953	4	43	Pittsburgh Steelers	Lloyd Colterayhn	E	Maryland
1949	20	192	Detroit Lions	Joe Romano	T	North Carolina	1953	4	42	Chicago Bears	Joe Koch	B	Wake Forest
1949	20	197	Los Angeles Rams	Lloyd Eisenberg	T	Duke	1953	4	47	San Francisco 49ers	Ed Fullerton	DB	Maryland
1949	21	208	Washington Redskins	Tommy Hughes	B	Duke	1953	5	54	Pittsburgh Steelers	Bob Gaona	T	Wake Forest
1949	21	209	Chicago Bears	Jim Duncan	E	Duke	1953	5	55	Chicago Bears	Stan Jones	G	Maryland
1949	22	213	New York Bulldogs	Jim Lail	B	Wake Forest	1953	6	67	Pittsburgh Steelers	Tom Barton	G	Clemson
1949	22	215	New York Giants	Tom Fetzter	B	Wake Forest	1953	6	71	Chicago Cardinals	Tom Higgins	T	North Carolina
1949	23	230	Chicago Cardinals	Bob Cox	E	North Carolina	1953	7	78	Pittsburgh Steelers	John Alderton	DE	Maryland
1949	25	249	Chicago Bears	Stan Marczyk	T	North Carolina	1953	8	89	Washington Redskins	Lew Weidensaul	E	Maryland
1950	2	16	New York Yanks	Art Weiner	E	North Carolina	1953	8	90	Chicago Bears	John Kreamcheck	DT	William & Mary
1950	3	34	Pittsburgh Steelers	George Hughes	T	William & Mary	1953	8	97	Los Angeles Rams	Bob Morgan	DT	Maryland
1950	5	60	Pittsburgh Steelers	Louis Allen	OT	Duke	1953	10	122	Detroit Lions	Dreher Gaskin	E	Clemson
1950	6	69	Green Bay Packers	Jack Cloud	LB	William & Mary	1953	11	124	Washington Redskins	Alex Webster	HB	North Carolina State
1950	9	108	Green Bay Packers	Roger Wilson	E	South Carolina	1953	12	137	Washington Redskins	Buzz Nutter	C	Virginia Tech
1950	9	113	Chicago Cardinals	Vito Ragazzo	E	William & Mary	1953	12	138	Chicago Bears	Jim Lawrence	T	Duke
1950	9	117	Cleveland Browns	Jim Duncan	DE	Wake Forest	1953	12	141	San Francisco 49ers	Carson Leach	G	Duke
1950	10	130	Cleveland Browns	Frank O'Pella	B	William & Mary	1953	12	146	Detroit Lions	Larry Spencer	B	Wake Forest
1950	16	201	Washington Redskins	Charlie Justice	B	North Carolina	1953	13	151	Green Bay Packers	Bob Orders	C	West Virginia
1950	16	203	Chicago Cardinals	Harry Bierman	E	Furman	1953	13	158	Detroit Lions	Bob Thomas	E	Washington & Lee
1950	16	206	Chicago Bears	Ed Bradley	G	Wake Forest	1953	14	159	Baltimore Colts	Frank Continetti	G	George Washington
1950	17	217	Chicago Cardinals	Tom Palmer	DT	Wake Forest	1953	16	190	Philadelphia Eagles	Bud Wallace	B	North Carolina
1950	18	230	Pittsburgh Steelers	Kenneth Powell	E	North Carolina	1953	17	206	Detroit Lions	Ray Green	T	Duke
1950	20	252	Detroit Lions	Fred Davis	E	Maryland	1953	18	210	Chicago Bears	Jim Shirley	B	Clemson
1950	22	282	Pittsburgh Steelers	Stan Burak	B	George Washington	1953	18	211	Pittsburgh Steelers	Carl Holben	T	Duke
1950	22	284	Chicago Bears	Jim Byler	G	North Carolina State	1953	18	218	Detroit Lions	Ed Mioduszewski	QB	William & Mary
1950	24	304	Detroit Lions	Jim McDowell	G	William & Mary	1953	19	220	Washington Redskins	Tom Flyzik	T	George Washington
1950	25	325	Cleveland Browns	Jim Brasher	C	Maryland	1953	19	221	Chicago Cardinals	Tom Donahue	C	Wake Forest
1950	26	331	Washington Redskins	Earl Roth	B	Maryland	1953	20	233	Washington Redskins	Bill Link	G	Wake Forest
1950	29	367	New York Bulldogs	Ed Jasonek	B	Furman	1953	21	246	Pittsburgh Steelers	Don Earley	G	South Carolina
1950	29	378	Philadelphia Eagles	Wes Curtier	T	Richmond	1953	21	251	Philadelphia Eagles	Hal Brooks	T	Washington & Lee
1951	2	21	Washington Redskins	Jim Staton	DT	Wake Forest	1953	22	259	Pittsburgh Steelers	Ed O'Connor	T	Maryland
1951	2	23	Chicago Bears	Bill George	LB	Wake Forest	1953	22	264	Cleveland Browns	Byrd Looper	B	Duke
1951	2	25	New York Giants	Ray Krouse	DT	Maryland	1953	24	290	Detroit Lions	Truett Grant	T	Duke
1951	3	27	Green Bay Packers	Fred Cone	FB	Clemson	1953	25	292	Washington Redskins	Art Hurd	G	Maryland
1951	4	46	New York Yanks	Elmer Wingate	DE	Maryland	1953	25	295	Chicago Bears	Clyde Pickard	G	Wake Forest
1951	6	64	San Francisco 49ers	Bishop Strickland	FB	South Carolina	1953	29	341	Chicago Cardinals	Earl Wrightenberry	T	Clemson
1951	6	66	Chicago Cardinals	Ed Jasonek	B	Furman	1953	29	343	Chicago Bears	Jack Lewis	E	Wake Forest
1951	7	81	Pittsburgh Steelers	Ray Mathews	B	Clemson	1953	29	347	New York Giants	Bob Griffis	G	Furman
1951	7	82	Cleveland Browns	Irv Holdash	C	North Carolina	1953	30	354	Chicago Bears	Bill Brehany	QB	VMI
1951	7	86	Cleveland Browns	Walt Michaels	LB	Washington & Lee	1953	30	355	Pittsburgh Steelers	Lou Tepe	C	Duke
1951	8	87	Washington Redskins	Billy Cox	DB	Duke	1954	3	35	San Francisco 49ers	Steve Korcheck	C	George Washington
1951	9	101	Washington Redskins	Jack Rowden	C	Maryland	1954	3	37	Detroit Lions	Bill Bowman	FB	William & Mary
1951	9	108	Chicago Bears	Bill Gregus	B	Wake Forest	1954	4	40	Green Bay Packers	Tommy Allman	B	West Virginia
1951	10	123	Cleveland Browns	Chet Giurla	G	Maryland	1954	5	54	Chicago Bears	Bob Griffis	G	Furman
1951	11	129	Pittsburgh Steelers	Joe McCutcheon	C	Washington & Lee	1954	5	61	Detroit Lions	George Parozzo	T	William & Mary
1951	11	131	New York Yanks	Wyndie Wyndham	B	Clemson	1954	6	68	Washington Redskins	Bill McHenry	C	Washington & Lee
1951	12	146	New York Giants	Bob Hudson	E	Clemson	1954	8	89	New York Giants	Ralph Starkey	T	West Virginia
1951	15	173	San Francisco 49ers	Dave Sparks	G	South Carolina	1954	8	92	Washington Redskins	Bill Marker	E	West Virginia
1951	16	195	Cleveland Browns	Ed Pasky	B	South Carolina	1954	12	140	Washington Redskins	Ben Dunkerley	T	West Virginia
1951	17	201	Pittsburgh Steelers	Ted Gehlmann	T	William & Mary	1954	15	178	Los Angeles Rams	Ed Elliott	B	Richmond
1951	19	224	Philadelphia Eagles	Jack Bove	T	West Virginia	1954	19	218	Chicago Cardinals	Jerry Sazio	T	William & Mary
1951	20	240	Chicago Bears	Larry Smith	C	South Carolina	1954	21	250	Los Angeles Rams	Jerry Cooper	T	West Virginia
1951	22	262	Pittsburgh Steelers	Dick Hendley	B	Clemson	1954	22	258	Chicago Bears	Charlie Sumner	DB	William & Mary
1951	24	282	Washington Redskins	Tom Powers	B	Duke	1954	24	282	Chicago Bears	Bill Jarrett	B	West Virginia
1951	25	300	Los Angeles Rams	Jackie Calvert	T	Clemson	1954	24	286	Los Angeles Rams	Ed Brookman	T	West Virginia
1951	26	308	Detroit Lions	Frank Kazmierski	C	West Virginia	1954	25	300	Cleveland Browns	Tom Hughes	T	Virginia Tech


NFL DRAFT PICKS




Year	Rd.	Sel.	Team	Name	Pos.	School	Year	Rd.	Sel.	Team	Name	Pos.	School
1954	27	324	Cleveland Browns	Johnny Mapp	B	VMI	1959	13	150	San Francisco 49ers	Bill Lopasky	G	West Virginia
1954	28	326	Chicago Cardinals	Tom Koller	B	William & Mary	1959	14	165	Los Angeles Rams	Pete Davidson	T	The Citadel
1954	29	345	Philadelphia Eagles	Jack Stone	B	West Virginia	1959	17	193	Green Bay Packers	Tom Secules	B	William & Mary
1954	29	348	Cleveland Browns	Troy Carter	B	VMI	1959	21	244	Washington Redskins	Mel Reight	B	West Virginia
1955	5	51	Baltimore Colts	George Preas	T	Virginia Tech	1959	21	245	Detroit Lions	Buddy Davis	B	Richmond
1955	5	57	Philadelphia Eagles	Gene Lamone	G	West Virginia	1959	22	255	Chicago Cardinals	Glenn Shamblyn	B	West Virginia
1955	7	76	Washington Redskins	Erik Christensen	E	Richmond	1959	22	260	Chicago Bears	Lennie Rubal	B	William & Mary
1955	7	82	San Francisco 49ers	Johnny Dean	B	Virginia Tech	1959	26	302	Philadelphia Eagles	Jim Burks	T	Virginia Tech
1955	7	83	Chicago Bears	Bruce Sturgess	B	William & Mary	1959	27	323	New York Giants	Joe Biscaha	E	Richmond
1955	11	128	New York Giants	Bill Hillen	E	West Virginia	1960	2	21	Washington Redskins	Sam Horner	HB	VMI
1955	13	154	San Francisco 49ers	Richie Gaskell	E	George Washington	1960	8	86	Los Angeles Rams	Carroll Dale	WR	Virginia Tech
1955	18	211	Los Angeles Rams	Clyde Sweeney	T	West Virginia	1960	14	163	Cleveland Browns	Bill Dumbauld	T	West Virginia
1955	21	242	Chicago Cardinals	Howie Wright	B	Virginia Tech	1960	14	164	Philadelphia Eagles	Ray Peterson	B	West Virginia
1955	22	255	Washington Redskins	Joe Boland	B	George Washington	1960	15	169	Los Angeles Rams	Harry Rakowski	C	The Citadel
1955	23	268	Washington Redskins	Chuck Donaldson	C	West Virginia	1960	16	186	Pittsburgh Steelers	Dave Ames	B	Richmond
1955	27	315	Baltimore Colts	Jim Locke	T	Virginia Tech	1960	17	194	Chicago Cardinals	Joe Davis	T	The Citadel
1955	28	332	New York Giants	Al Crow	DT	William & Mary	1961	3	42	Philadelphia Eagles	Don Oakes	T	Virginia Tech
1955	30	351	Washington Redskins	Tom Petty	E	Virginia Tech	1961	6	77	Baltimore Colts	Don Kern	HB	VMI
1956	1	6	Los Angeles Rams	Joe Marconi	FB	West Virginia	1961	12	157	Washington Redskins	Bob Coolbaugh	E	Richmond
1956	2	15	San Francisco 49ers	Bruce Bosley	C	West Virginia	1961	12	160	Chicago Bears	Howard Dyer	QB	VMI
1956	3	30	New York Giants	Sam Huff	LB	West Virginia	1961	16	214	Los Angeles Rams	Mike Zeno	G	Virginia Tech
1956	3	36	Washington Redskins	Fred Wyant	QB	West Virginia	1961	16	221	New York Giants	Bernie Vishneski	T	Virginia Tech
1956	4	40	San Francisco 49ers	Frank Pajaczkowski	B	Richmond	1962	6	78	San Francisco 49ers	Bill Winter	T	West Virginia
1956	4	49	Cleveland Browns	Bobby Moss	B	West Virginia	1962	11	148	San Francisco 49ers	Larry Jepson	C	Furman
1956	6	62	Detroit Lions	Bob Lusk	C	William & Mary	1962	14	191	Baltimore Colts	Stinson Jones	B	VMI
1956	7	76	Pittsburgh Steelers	Dick Gaspari	C	George Washington	1962	15	205	Baltimore Colts	Joe Monti	G	Furman
1956	11	122	Detroit Lions	Lou Wacker	B	Richmond	1962	15	210	Green Bay Packers	Roger Holdinsky	B	West Virginia
1956	11	133	Cleveland Browns	Bill Underdonk	T	West Virginia	1962	18	247	Baltimore Colts	Mel Rideout	QB	Richmond
1956	14	169	Cleveland Browns	Charlie Sidwell	B	William & Mary	1963	5	61	Baltimore Colts	Bill Ventura	T	Richmond
1956	19	218	Detroit Lions	Dale Vaughn	B	VMI	1963	7	95	Green Bay Packers	Olin Hill	T	Furman
1956	22	260	Green Bay Packers	Jonny Popson	B	Furman	1963	8	102	Philadelphia Eagles	Tom Woodeshick	RB	West Virginia
1957	8	95	Detroit Lions	Dave Liddick	DT	George Washington	1963	12	165	Chicago Bears	Dick Drummond	B	George Washington
1957	13	147	Los Angeles Rams	Bob Wolfenden	B	Virginia Tech	1963	13	181	New York Giants	Jim Moss	B	West Virginia
1957	13	153	Washington Redskins	Claude Austin	B	George Washington	1963	15	210	Green Bay Packers	Gene Breen	LB	Virginia Tech
1957	15	180	Chicago Bears	Tony Hosek	E	West Virginia	1963	18	250	New York Giants	Bill Pashe	DB	George Washington
1957	16	191	Detroit Lions	Hillmer Olson	C	Virginia Tech	1963	19	257	Baltimore Colts	Steve Berzansky	B	West Virginia
1957	18	213	Washington Redskins	Ed Sakach	G	George Washington	1964	5	66	Pittsburgh Steelers	T.W. Alley	T	William & Mary
1957	21	250	Chicago Cardinals	Joe Kopnisky	E	West Virginia	1964	6	76	Detroit Lions	John Hilton	TE	Richmond
1957	22	264	Chicago Bears	Tom Dalzell	T	Virginia Tech	1964	7	86	Philadelphia Eagles	Pete Goimarac	C	West Virginia
1957	24	285	Washington Redskins	Bob Jennings	C	Furman	1964	10	131	Los Angeles Rams	Ron Smith	QB	Richmond
1957	24	286	Chicago Cardinals	Ron Klim	C	West Virginia	1964	10	134	Detroit Lions	Glenn Holton	HB	West Virginia
1957	29	341	Cleveland Browns	Bill Trozzo	T	West Virginia	1964	11	150	Pittsburgh Steelers	Robert Soleau	LB	William & Mary
1957	30	358	Detroit Lions	Mike Shill	T	Furman	1964	12	156	Philadelphia Eagles	John Sapinsky	T	William & Mary
1958	1	7	Chicago Bears	Chuck Howley	LB	West Virginia	1964	13	177	St. Louis Cardinals	Jake Adams	E	Virginia Tech
1958	2	16	Washington Redskins	Mike Sommer	HB	George Washington	1965	3	29	San Francisco 49ers	Bob Schweickert	QB	Virginia Tech
1958	2	20	Pittsburgh Steelers	Larry Krutko	FB	West Virginia	1965	6	75	Dallas Cowboys	Sonny Utz	FB	Virginia Tech
1958	3	35	Baltimore Colts	Joe Nicely	G	West Virginia	1965	15	198	San Francisco 49ers	Joe Pabian	T	West Virginia
1958	8	89	Chicago Bears	Ed Rutsch	T	George Washington	1966	1	3	Pittsburgh Steelers	Dick Leftridge	FB	West Virginia
1958	10	121	Detroit Lions	Elliot Schaubach	T	William & Mary	1966	6	86	Dallas Cowboys	Bob Dunlevy	E	West Virginia
1958	11	130	Baltimore Colts	Bobby Jordan	B	VMI	1966	15	225	Detroit Lions	Bill Sullivan	DE	West Virginia
1958	13	148	Philadelphia Eagles	Mickey Trimarki	QB	West Virginia	1967	3	63	Chicago Bears	Garry Lyle	DB	George Washington
1958	17	197	Chicago Bears	Dick Eaton	C	Richmond	1967	10	254	St. Louis Cardinals	Lavern Barrs	DB	Furman
1958	17	198	Washington Redskins	Fred Wilt	T	Richmond	1968	3	58	Denver Broncos	Garrett Ford	RB	West Virginia
1958	19	221	Chicago Bears	Bill Chancey	E	West Virginia	1968	5	117	Washington Redskins	Mike Bragg	P	Richmond
1958	24	281	Chicago Bears	Russ Moon	T	Virginia Tech	1968	10	258	Philadelphia Eagles	John Mallory	DB	West Virginia
1959	3	32	Chicago Bears	Pete Johnson	DB	VMI	1968	13	336	Buffalo Bills	Dan Darragh	QB	William & Mary
1959	4	42	Detroit Lions	Art Brandriff	B	VMI	1968	14	366	Philadelphia Eagles	Dan Williamson	LB	West Virginia
1959	6	65	Washington Redskins	Jim McFalls	T	VMI	1968	14	373	Dallas Cowboys	Ron Williams*	DB	West Virginia
1959	6	67	Detroit Lions	Dick Guesman	DT	West Virginia	1968	16	412	Denver Broncos	Adin Brown	LB	William & Mary
1959	13	146	Chicago Cardinals	Pat Lamberti	E	Richmond	1969	16	415	Baltimore Colts	Jim McMillan	RB	The Citadel



North Carolina's Charlie Justice was drafted by the Washington Redskins in 1950. In 1961, he was inducted into the College Football Hall of Fame.




Maryland's Dick Modzelewski was a second-round pick of the Washington Redskins in 1953. He was elected to the College Football Hall of Fame in 1993.




The New York Giants drafted West Virginia's Sam Huff in the third round in 1956. Huff went on to become a five-time Pro Bowler during his Hall of Fame career.

NFL DRAFT PICKS



Appalachian State's Dino Hackett was a second-round pick by the Kansas City Chiefs in 1986. The linebacker went 35th overall.



Chattanooga's Terrell Owens was picked in the third round of the 1996 draft by the San Francisco 49ers to start his Pro Football Hall of Fame career.



Samford defensive back Jaquiski Tartt was drafted in the second round by the San Francisco 49ers in 2015.

#SoConFB

Year	Rd.	Sel.	Team	Name	Pos.	School	Year	Rd.	Sel.	Team	Name	Pos.	School
1969	17	417	Buffalo Bills	Wayne Lineberry	LB	East Carolina	1992	6	141	Indianapolis Colts	Shoun Habersham	WR	Chattanooga
1969	17	425	Denver Broncos	Buster O'Brien	QB	Richmond	1992	7	178	Seattle Seahawks	Mike Frier	DT	Appalachian State
1970	1	12	Atlanta Falcons	John Small	LB	The Citadel	1992	8	207	Seattle Seahawks	Muhammad Shamsid-Deen	RB	Chattanooga
1970	1	15	San Diego Chargers	Walker Gillette	WR	Richmond	1992	11	299	Dallas Cowboys	Pumpy Tudors	P	Chattanooga
1970	7	161	Buffalo Bills	Wayne Fowler	T	Richmond	1993	3	67	Atlanta Falcons	Harold Alexander	P	Appalachian State
1970	7	174	Baltimore Colts	Gordon Slade	QB	Davidson	1993	6	162	Pittsburgh Steelers	Willie Williams	DB	Western Carolina
1970	17	416	Chicago Bears	Joe Brunson	WR	Furman	1993	8	198	New England Patriots	Troy Brown	WR	Marshall
1971	3	61	St. Louis Cardinals	Jim Livesay	DT	Richmond	1994	6	179	Minnesota Vikings	Andrew Jordan	TE	Western Carolina
1971	11	280	Los Angeles Rams	Charlie Richards	QB	Richmond	1995	5	170	Green Bay Packers	Travis Jervey	RB	The Citadel
1971	14	364	Baltimore Colts	Mike Mikolayunas	WR	Davidson	1996	3	71	Tampa Bay Buccaneers	Donnie Abraham	CB	ETSU
1971	15	383	Oakland Raiders	Andy Giles	DE	William & Mary	1996	3	87	Buffalo Bills	Matt Stevens	DB	Appalachian State
1972	9	223	Atlanta Falcons	Ray Easterling	DB	Richmond	1996	3	89	San Francisco 49ers	Terrell Owens	WR	Chattanooga
1972	14	358	Oakland Raiders	Dennis Cambal	TE	William & Mary	1996	6	195	New England Patriots	Mario Orien	RB	Chattanooga
1972	15	389	Miami Dolphins	Bill Davis	DT	William & Mary	1997	3	65	Dallas Cowboys	Dexter Coakley	LB	Appalachian State
1973	11	272	New York Jets	David Knight	WR	William & Mary	1997	5	155	Philadelphia Eagles	Luther Broughton	TE	Furman
1973	16	391	Houston Oilers	Tom Dameron	WR	East Carolina	2000	4	108	San Francisco 49ers	John Keith	DB	Furman
1973	17	438	Dallas Cowboys	Les Strayhorn	RB	East Carolina	2000	5	159	Jacksonville Jaguars	Kiwaukee Thomas	DB	Georgia Southern
1974	1	12	Green Bay Packers	Barty Smith	RB	Richmond	2000	7	208	Kansas City Chiefs	Des Kitchings	WR	Furman
1974	4	80	New York Giants	Carl Summerell	QB	East Carolina	2001	7	235	Jacksonville Jaguars	Richmond Flowers	WR	Chattanooga
1974	4	95	Buffalo Bills	Carlester Crumpler	RB	East Carolina	2001	7	243	Kansas City Chiefs	Terrell Sands	DT	Chattanooga
1974	15	369	Oakland Raiders	Pat Kelly	LB	Richmond	2001	7	215	Atlanta Falcons	Cory Hall	DB	Appalachian State
1974	16	405	Kansas City Chiefs	Barry Beers	G	William & Mary	2002	6	199	Chicago Bears	Adrian Peterson	RB	Georgia Southern
1975	9	210	New York Giants	Mike Mahoney	WR	Richmond	2003	6	179	Jacksonville Jaguars	David Young	SS	Georgia Southern
1975	9	232	Oakland Raiders	Harry Knight	QB	Richmond	2005	7	222	Washington Redskins	Nehemiah Broughton	RB	The Citadel
1975	12	298	Philadelphia Eagles	Dick Pawlewicz	RB	William & Mary	2006	5	148	Green Bay Packers	Ingle Martin	QB	Furman
1976	9	244	New York Jets	Ronnie Moore	WR	VMI	2007	7	251	Jacksonville Jaguars	Chad Nkang	LB	Elon
1976	16	447	Detroit Lions	Craig McCurdy	LB	William & Mary	2008	2	58	Tampa Bay Buccaneers	Dexter Jackson	WR	Appalachian State
1977	6	166	Detroit Lions	Reggie Pinkney	DB	East Carolina	2008	5	146	Detroit Lions	Jerome Felton	RB	Furman
1977	8	206	Green Bay Packers	David Whitehurst	QB	Furman	2008	6	177	Cincinnati Bengals	Cory Lynch	SS	Appalachian State
1977	11	304	Baltimore Colts	Brian Ruff	LB	The Citadel	2009	5	138	Atlanta Falcons	William Middleton	CB	Furman
1978	4	103	Cleveland Browns	Pete Pullara	G	Chattanooga	2010	3	88	Arizona Cardinals	Andre Roberts	WR	The Citadel
1980	10	257	Atlanta Falcons	Walt Bellamy	DB	VMI	2010	3	89	Carolina Panthers	Armani Edwards	WR	Appalachian State
1980	10	259	Buffalo Bills	Greg Cater	P	Chattanooga	2011	4	128	Pittsburgh Steelers	Cortez Allen	DB	The Citadel
1981	9	226	St. Louis Cardinals	Stump Mitchell	RB	The Citadel	2011	5	137	Cleveland Browns	Buster Skrine	DB	Chattanooga
1982	5	125	St. Louis Cardinals	Earl Ferrell	RB	ETSU	2011	5	156	Seattle Seahawks	Mark LeGree	DB	Appalachian State
1982	10	259	St. Louis Cardinals	Eddie McGill	TE	Western Carolina	2011	5	163	San Francisco 49ers	Daniel Kilgore	OL	Appalachian State
1982	11	286	Minnesota Vikings	Curtis Rouse	G	Chattanooga	2011	6	186	Green Bay Packers	D.J. Smith	LB	Appalachian State
1983	7	186	Minnesota Vikings	Carl Lee	DB	Marshall	2012	2	33	St. Louis Rams	Brian Quick	WR	Appalachian State
1984	3	65	Cincinnati Bengals	Stanford Jennings	RB	Furman	2012	5	162	New Orleans Saints	Corey White	S	Samford
1984	6	151	New England Patriots	Ernest Gibson	DB	Furman	2012	7	243	Green Bay Packers	B.J. Coleman	QB	Chattanooga
1984	9	236	Buffalo Bills	Leroy Howell	LB	Appalachian State	2013	3	80	Dallas Cowboys	J.J. Wilcox	DB	Georgia Southern
1984	12	311	New York Giants	Lawrence Green	DE	Chattanooga	2013	5	165	Detroit Lions	Sam Martin	P	Appalachian State
1985	10	271	St. Louis Cardinals	Dinky Williams	RB	Furman	2013	7	210	Jacksonville Jaguars	Demetrius McCray	DB	Appalachian State
1985	11	305	Seattle Seahawks	Louis Cooper	LB	Western Carolina	2013	7	223	Pittsburgh Steelers	Nicholas Williams	DT	Samford
1986	2	35	Kansas City Chiefs	Dino Hackett	LB	Appalachian State	2013	7	238	Baltimore Ravens	Aaron Mellette	WR	Elon
1986	4	90	Kansas City Chiefs	Chas Fox	WR	Furman	2014	3	96	Minnesota Vikings	Jerick McKinnon	RB	Georgia Southern
1986	9	233	Philadelphia Eagles	Clyde Simmons	DE	Western Carolina	2014	4	137	New York Jets	Dakota Dozier	OL	Furman
1987	9	246	Tampa Bay Buccaneers	Greg Davis	P	The Citadel	2014	7	252	Cincinnati Bengals	Lavelle Westbrook	DB	Georgia Southern
1988	5	135	Buffalo Bills	Kirk Roach	K	Western Carolina	2015	2	46	San Francisco 49ers	Jaquiski Tartt	S	Samford
1988	7	188	Cleveland Browns	Thane Gash	DB	ETSU	2015	5	148	New Orleans Saints	Davis Tull	DE	Chattanooga
1988	10	265	New York Giants	Steve Wilkes	DB	Appalachian State	2016	2	62	Carolina Panthers	James Bradberry	DB	Samford
1989	4	101	Seattle Seahawks	Travis McNeal	TE	Chattanooga	2017	6	217	Tennessee Titans	Corey Levin	OL	Chattanooga
1989	4	112	San Francisco 49ers	Michael Barber	WR	Marshall	2018	7	243	New England Patriots	Keion Crossen	DB	Western Carolina
1989	6	144	Pittsburgh Steelers	Mark Stock	WR	VMI							
1989	6	164	Buffalo Bills	Sean Doctor	RB	Marshall							
1989	12	313	Atlanta Falcons	Tony Bowick	NT	Chattanooga							
1990	5	124	Kansas City Chiefs	Derrick Graham	T	Appalachian State							
1990	7	193	San Diego Chargers	Keith Collins	DB	Appalachian State							
1991	4	108	Dallas Cowboys	Tony Hill	DE	Chattanooga							
1991	12	331	Miami Dolphins	Joe Brunson	DT	Chattanooga							
1992	5	122	Seattle Seahawks	Gary Dandridge	DB	Appalachian State							

* played basketball, not football, for West Virginia

NCAA STATISTICAL CHAMPIONS (INDIVIDUAL)

Rushing yards per game

189.0, Louis Ivory (FUR), 2001

Passing efficiency

170.9, Bobby Lamb (FUR), 1985
181.3, Michael Payton (MAR), 1991
172.4, Chris Forcier (FUR), 2011

Passing completions per game

31.45, Scott Riddle (Elon), 2007
31.25, Devlin Hodges (Samford), 2016
28.92, Devlin Hodges (Samford), 2017
35.27, Devlin Hodges (Samford), 2018

Passing yards

4,283, Devlin Hodges (Samford), 2018

Passing yards per game

347.00, Scott Riddle (Elon), 2007
389.36, Devlin Hodges (Samford), 2018

Pass completion percentage

68.5, Jacob Huesman (UTC), 2014
69.4, Devlin Hodges (SAM), 2015
70.5, Devlin Hodges (SAM), 2018

Yards per pass attempt

10.56, P.J. Blazejewski, Furman, 2017

Receptions

78, Mike Barber (MAR), 1987
113, Aaron Mellette (Elon), 2011

Receptions per game

8.7, Mike Mikolayunas (DAV), 1970
6.6, Wayne Tolleson (WCU), 1977
8.1, Jeff Johnson (TSU), 1994
9.4, DaVon Fowlkes (APP), 2004
10.64, Terrell Hudgins (Elon), 2007
10.25, Terrell Hudgins (Elon), 2009
10.27, Aaron Mellette (Elon), 2011
10.1, Karel Hamilton (Samford), 2016

Receiving yards per game

147.1, DaVon Fowlkes (APP), 2004
134.0, Terrell Hudgins (Elon), 2007
136.08, Terrell Hudgins (Elon), 2009
149.00, Aaron Mellette (Elon), 2011

Total receiving yards

1,474, Terrell Hudgins (Elon), 2007
1,633, Terrell Hudgins (Elon), 2009
1,639, Aaron Mellette (Elon), 2011

Total offense

417.8, Devlin Hodges (SAM), 2018

Scoring

15.8, Adrian Peterson (GSU), 1999
12.7, Chaz Williams (GSU), 2004

Points responsible for per game

21.8, Devlin Hodges (SAM), 2018

Punting

44.6, Pat Velarde (MAR), 1983
43.3, Steve Kornegay (WCU), 1984
44.6, Greg Davis (CIT), 1986
43.3, Pumpy Tudors (UTC), 1989
47.0, Harold Alexander (APP), 1991
44.5, Harold Alexander (APP), 1992

Kickoff return average

21.4, Sam Woolwine (VMI), 1955
36.4, Tony Ball (UTC), 1977
32.1, Josh Cole (FUR), 1995
34.6, Randy Moss (MAR), 1996
33.1, Richard Holland (VMI), 2000
37.2, Brian Bratton (FUR), 2001
35.9, Jerodis Williams (FUR), 2012

Punt return average

13.8, Mike Sommer (GWU), 1955
19.21, Andre Roberts (CIT), 2008

Punt return touchdowns

3, Chandler Curtis (MER), 2014

All-purpose yards average

189.6, Otis Washington (WCU), 1988
210.3, DaVon Fowlkes (APP), 2004
213.0, Detrez Newsome (WCU), 2016
170.67, Detrez Newsome (WCU), 2017

Field goals made per game

2.16, Kirk Roach (WCU), 1986
2.0, Matt Vick (UTC), 2000
1.83, Andrew Wilcox (Elon), 2008
1.82, Anthony Pistelli (SAM), 2015

Interceptions per game

1.0, Jim Bolding (ECU), 1975
0.77, Mark LeGree (APP), 2008

Tackles per game

10.2, Chad Nkang (Elon), 2005

Solo tackles per game

8.73, Chris Camacho (UTC), 2007
6.70, Bryce Smith (SAM), 2009

Sacks per game

1.09, Josh Beard (UTC), 2009
1.50, Adrian Hope (FUR), 2018

NCAA STATISTICAL CHAMPIONS (TEAM)

Total offense

551.7, Georgia Southern, 1999
488.33, Appalachian State, 2007

Rushing offense per game

289.1, Furman, 1983
316.9, VMI, 1991
345.5, The Citadel, 1992
382.0, The Citadel, 1994
419.0, Georgia Southern, 1999
323.6, Georgia Southern, 2001
386.2, Georgia Southern, 2002
335.6, Georgia Southern, 2003
369.9, Georgia Southern, 2004
386.8, Georgia Southern, 2005
326.27, Georgia Southern, 2007
399.4, Georgia Southern, 2012
348.2, The Citadel, 2016

Passing efficiency

173.5, Georgia Southern, 2004
169.92, Wofford, 2008

Pass completion percentage

67.6, Chattanooga, 2014
69.7, Samford, 2015
70.2, Samford, 2018

Passing offense

392.7, Samford, 2018

Passing yards per completion

20.04, The Citadel, 2017
18.42, The Citadel, 2018

Passes had intercepted

3, Wofford, 2017

Scoring offense per game

42.4, Marshall, 1992
50.0, Georgia Southern, 1999
47.0, Georgia Southern, 2004

Sacks allowed per game

0.42, Wofford, 2008
0.21, Wofford, 2016
0.54, Furman, 2017

Time of possession

34:19, The Citadel, 2017

Passing defense

104.4, Chattanooga, 1989
132.8, Furman, 2003
132.2, Western Carolina, 2005
139.1, Samford, 2014

Scoring defense per game

9.9, Appalachian State, 1985
9.7, Furman, 1988
13.0, The Citadel, 1992

Net punting average

42.9, Marshall, 1994
44.5, Marshall, 1996
41.5, Western Carolina, 1998
41.6, Wofford, 2016
40.58, Mercer, 2018

Punt return average

19.67, The Citadel, 2008

Kickoff return average

26.8, Western Carolina, 1993
27.1, Furman, 1997
27.4, Western Carolina, 2005

Kick return defense

14.41, Mercer, 2017

Fumbles lost

3, Samford, 2009

Fumbles recovered

16, Mercer, 2017

Turnovers lost

11, Wofford, 2008
10, Mercer, 2015
10, ETSU, 2016

Turnover margin

+1.64, Wofford, 2003

First downs per game

24.50, Appalachian State, 2009

Fourth down efficiency

83.3%, Georgia Southern, 2007
81.82%, Furman, 2009

Fourth down efficiency defense

9.09%, Samford, 2009

Fewest penalties

38, VMI, 2017

Fewest penalties per game

2.92, The Citadel, 2013
3.27, Mercer, 2015
3.15, Furman, 2017

Fewest penalty yards

332, VMI, 2017

Fewest penalty yards per game

30.18, VMI, 2017

Blocked kicks allowed

0, Chattanooga, 2017
0, Samford, 2018

Blocked punts allowed

0, The Citadel, 2017
0, Chattanooga, 2017
0, Furman, 2018
0, Samford, 2018



Elon's Aaron Mellette led the nation in receptions (113), receptions per game (10.27), receiving yards per game (149.00) and total receiving yards (1,639) in 2011.

OVERTIME RECORDS

SOCON TEAMS IN OVERTIME

Date	Result
Dec. 1, 1990	Nevada-Reno 42, Furman 35 (3OT)
Oct. 19, 1991	Appalachian State 26, Furman 23 (3OT)
Nov. 2, 1991	Marshall 27, Western Carolina 24 (3OT)
Nov. 21, 1992	VMI 37, Chattanooga 34
Oct. 16, 1993	VMI 35, Chattanooga 29 (2OT)
Nov. 19, 1994	VMI 26, Appalachian State 23
Nov. 26, 1994	Appalachian State 17, New Hampshire 10
Nov. 16, 1996	VMI 34, The Citadel 27 (2OT)
Oct. 11, 1997	The Citadel 23, ETSU 20
Sept. 26, 1998	Western Carolina 31, ETSU 24
Oct. 3, 1998	Appalachian State 30, Wake Forest 27
Oct. 24, 1998	ETSU 22, Furman 19 (2OT)
Nov. 6, 1999	Samford 35, Western Carolina 32
Nov. 6, 1999	Chattanooga 30, The Citadel 27
Nov. 27, 1999	Massachusetts 30, Furman 23
Nov. 4, 2000	Chattanooga 20, The Citadel 13
Nov. 18, 2000	Furman 45, Chattanooga 44
Dec. 9, 2000	Montana 19, Appalachian State 16
Oct. 13, 2001	VMI 19, Chattanooga 16
Nov. 3, 2001	The Citadel 20, Chattanooga 17 (2OT)
Oct. 5, 2002	Wofford 27, Chattanooga 21
Sept. 11, 2003	ETSU 14, Tennessee-Martin 7
Sept. 25, 2004	Gardner-Webb 26, Western Carolina 20
Sept. 25, 2004	Pittsburgh 41, Furman 38
Sept. 3, 2005	Chattanooga 30, Tennessee Tech 23
Sept. 3, 2005	Georgia Southern 41, Northeastern 38
Sept. 25, 2005	Furman 44, Hofstra 41 (2OT)
Oct. 15, 2005	Furman 39, The Citadel 31 (3OT)
Sept. 9, 2006	Charleston Southern 38, The Citadel 35 (2OT)
Oct. 14, 2006	Chattanooga 17, Western Carolina 14
Oct. 21, 2006	Appalachian State 27, Georgia Southern 20 (2OT)
Oct. 21, 2006	Furman 28, Chattanooga 22
Oct. 21, 2006	The Citadel 30, Western Carolina 27
Nov. 18, 2006	Central Arkansas 34, Georgia Southern 31
Sept. 22, 2007	Chattanooga 45, Georgia Southern 38
Oct. 13, 2007	The Citadel 54, Furman 51
Oct. 13, 2007	Elon 36, Georgia Southern 33 (2OT)
Sept. 13, 2008	Georgia Southern 34, Northeastern 27
Sept. 27, 2008	Wofford 38, Georgia Southern 37
Oct. 25, 2008	Georgia Southern 38, Western Carolina 31
Nov. 1, 2008	Georgia Southern 44, The Citadel 41 (3OT)
Oct. 3, 2009	Appalachian State 30, The Citadel 27
Sept. 18, 2010	Richmond 27, Elon 21
Nov. 6, 2010	Georgia Southern 21, Appalachian State 14
Sept. 24, 2011	Elon 18, The Citadel 15
Sept. 8, 2012	Coastal Carolina 47, Furman 45 (3OT)
Oct. 27, 2012	Georgia Southern 39, Chattanooga 31 (3OT)
Nov. 3, 2012	Samford 24, Wofford 17 (2OT)
Nov. 10, 2012	Wofford 16, Chattanooga 13
Dec. 1, 2012	Illinois State 38, Appalachian State 37
Oct. 5, 2013	The Citadel 31, Appalachian State 28
Oct. 26, 2013	Western Carolina 27, Elon 24
Nov. 16, 2013	Samford 17, Chattanooga 14
Sept. 6, 2014	Jacksonville State 26, Chattanooga 23
Oct. 4, 2014	Coastal Carolina 37, Furman 31(2OT)
Oct. 11, 2014	The Citadel 63, Charlotte 56 (2OT)
Oct. 18, 2014	Gardner-Webb 47, VMI 41 (2OT)
Nov. 8, 2014	The Citadel 42, Furman 35
Oct. 3, 2015	Wofford 34, Mercer 33

Date	Result
Oct. 3, 2015	Bucknell 28, VMI 22
Nov. 14, 2015	Mercer 27, Furman 20
Dec. 5, 2015	Jacksonville State 41, Chattanooga 35
Sept. 3, 2016	ETSU 20, Kennesaw State 17 (2OT)
Sept. 24, 2016	VMI 23, Bucknell 17 (3OT)
Oct. 1, 2016	Mercer 33, VMI 30
Oct. 22, 2016	The Citadel 24, Wofford 21
Nov. 5, 2016	The Citadel 37, Samford 34
Dec. 10, 2016	Youngstown State 30, Wofford 23 (2OT)
Sept. 23, 2017	ETSU 26, Mercer 23
Oct. 7, 2017	Wofford 35, Western Carolina 28
Nov. 4, 2017	Wofford 24, Chattanooga 21 (2OT)
Sept. 8, 2018	Chattanooga 29, The Citadel 28
Oct. 27, 2018	ETSU 45, Western Carolina 43 (3OT)



VMI's Daz Palmer ran for a 12-yard touchdown in the third overtime as the Keydets downed Bucknell on the road, 23-17, on Sept. 24, 2016.

Current league members' overtime records		
School	Record	Win pct.
The Citadel	9-9	.500
ETSU	5-2	.714
Furman	4-10	.286
Mercer	2-2	.500
Samford	2-1	.667
Chattanooga	6-13	.316
VMI	6-3	.667
Western Carolina	2-8	.200
Wofford	6-3	.667
Total	41-50	.451

FINAL NATIONAL RANKINGS



1982 (NCAA)

1. Eastern Kentucky
2. Louisiana Tech
3. Delaware
4. Tennessee State
5. Eastern Illinois
6. **Furman**
7. South Carolina State
8. Jackson State
9. Colgate
10. Grambling
11. Idaho
12. Northern Illinois
13. Holy Cross
14. Bowling Green
15. Boise State
16. Western Illinois
17. **Chattanooga**
18. Northwestern State
19. Montana
20. Lafayette

1983 (NCAA)

1. Southern Illinois
2. **Furman**
3. Holy Cross
4. North Texas State
5. Indiana State
6. Eastern Illinois
7. Colgate
8. Eastern Kentucky
9. **Western Carolina**
10. Grambling
11. Nevada-Reno
12. Idaho State
- T13. Boston University
- T13. Northeast Louisiana
15. Jackson State
16. Middle Tennessee
17. Tennessee State
18. South Carolina State
19. Mississippi Valley
20. New Hampshire

1984 (NCAA)

1. Alcorn State
- T2. Montana State
- T2. Rhode Island
4. Boston University
5. Indiana State
- T6. Middle Tennessee
- T6. Mississippi Valley
8. Eastern Kentucky
9. Louisiana Tech
10. Arkansas State
11. New Hampshire
12. Richmond
13. Murray State
14. **Western Carolina**
15. Holy Cross
16. **Furman**
17. **Chattanooga**
18. Northern Iowa
19. Delaware
20. McNeese State

1985 (NCAA)

1. Middle Tennessee
- T2. **Furman**
- T2. Nevada-Reno
4. Northern Iowa
5. Idaho
6. Arkansas State
7. Rhode Island
8. Grambling
9. Georgia Southern
10. Akron
11. Eastern Washington
- T12. **Appalachian State**
- T12. Delaware State
14. Louisiana Tech

15. Jackson State
16. William & Mary
17. Murray State
18. Richmond
19. Eastern Kentucky
20. Alcorn State

1986 (NCAA)

1. Nevada-Reno
2. Arkansas State
3. Eastern Illinois
4. Georgia Southern
5. Holy Cross
6. **Appalachian State**
7. Pennsylvania
8. William & Mary
9. Jackson State
10. Eastern Kentucky
11. Sam Houston State
12. Nicholls State
13. Delaware
14. Tennessee State
15. **Furman**
16. Idaho
17. Southern Illinois
18. Murray State
19. Connecticut
20. North Carolina A&T

1986 (TSN)

1. Nevada-Reno
2. Arkansas State
3. Eastern Illinois
4. Georgia Southern
5. **Appalachian State**
6. Holy Cross
7. Pennsylvania
8. Tennessee State
9. Jackson State
10. William & Mary
11. Nicholls State
12. Eastern Kentucky
13. Sam Houston State
14. Delaware
15. **Furman**
16. North Carolina A&T
17. Murray State
18. Cornell
19. Idaho
20. Northern Arizona

1987 (NCAA)

1. Holy Cross
2. **Appalachian State**
3. Northeast Louisiana
4. Northern Iowa
5. Idaho
6. Georgia Southern
7. Eastern Kentucky
8. James Madison
9. Jackson State
10. Weber State
11. Western Kentucky
12. Arkansas State
13. Maine
14. **Marshall**
15. Youngstown State
16. North Texas
17. Richmond
18. Howard
19. Sam Houston State
20. Delaware State

1987 (TSN)

1. Holy Cross
2. **Appalachian State**
3. Northeast Louisiana
4. Georgia Southern
5. Eastern Kentucky
6. Northern Iowa
7. Idaho

8. Weber State
9. Arkansas State
10. James Madison
11. North Texas
12. Jackson State
13. Howard
14. Western Kentucky
15. **Marshall**
16. Maine
17. **Furman**
18. Youngstown State
19. Harvard
20. Sam Houston State

1988 (NCAA)

1. Idaho
2. Georgia Southern
3. Western Illinois
4. **Furman**
5. Jackson State
6. **Marshall**
7. Eastern Kentucky
8. NW Louisiana
9. Stephen F. Austin
- T10. Massachusetts
- T10. North Texas
- T12. Boise State
- T12. Western Kentucky
14. **The Citadel**
15. Delaware
16. Montana
17. Middle Tennessee
18. Florida A&M
19. Holy Cross
20. Grambling

1988 (TSN)

1. Idaho
2. Georgia Southern
3. Western Illinois
4. **Furman**
5. **Marshall**
6. Northwestern State
7. Jackson State
8. Stephen F. Austin
9. Eastern Kentucky
10. North Texas
11. Montana
12. **The Citadel**
- T13. Boise State
- T13. Western Kentucky
15. Massachusetts
16. Holy Cross
17. Grambling
18. Delaware
19. Florida A&M
20. Pennsylvania

1989 (NCAA)

1. Georgia Southern
2. **Furman**
3. Stephen F. Austin
- T4. Holy Cross
- T4. Idaho
6. Montana
7. **Appalachian State**
8. Maine
9. Southwest Missouri St.
- T10. Middle Tennessee
- T10. William & Mary
12. Eastern Kentucky
13. Grambling
14. Youngstown State
15. Eastern Illinois
16. Villanova
17. Jackson State
18. Connecticut
19. Nevada-Reno
20. Northern Iowa

1989 (TSN)

7. Weber State

1. Georgia Southern
2. **Furman**
- T3. Idaho
- T3. Stephen F. Austin
5. Montana
6. Holy Cross
7. **Appalachian State**
8. Middle Tennessee
- T9. Maine
- T9. Southwest Missouri St.
11. Eastern Kentucky
12. William & Mary
13. Eastern Illinois
14. Youngstown State
15. Grambling
16. Villanova
17. Jackson State
18. Yale
19. Northern Iowa
20. Nevada-Reno

1990 (NCAA)

1. Middle Tennessee
2. Youngstown State
3. Georgia Southern
4. Nevada-Reno
5. Eastern Kentucky
6. Southwest Missouri St.
7. William & Mary
8. Holy Cross
9. Massachusetts
10. Boise State
11. Northern Iowa
12. **Furman**
13. Idaho
14. Northeast Louisiana
15. **The Citadel**
16. Jackson State
17. Dartmouth
18. UCF
- T19. New Hampshire
- T19. North Carolina A&T

1990 (TSN)

1. Youngstown State
2. Middle Tennessee
3. Nevada-Reno
4. Eastern Kentucky
5. Georgia Southern
6. William & Mary
7. Southwest Missouri St.
8. Holy Cross
9. **Furman**
10. Northern Iowa
11. Boise State
12. Massachusetts
13. Idaho
14. UCF
15. **The Citadel**
16. Jackson State
17. Dartmouth
18. Northeast Louisiana
19. North Carolina A&T
20. New Hampshire

1991 (NCAA)

1. Nevada-Reno
2. Eastern Kentucky
3. Holy Cross
4. Northern Iowa
5. Alabama State
6. Delaware
7. Villanova
8. **Marshall**
9. Middle Tennessee
10. Samford
11. New Hampshire
12. Sam Houston State
13. Youngstown State
14. Western Illinois
15. Weber State

16. James Madison
17. **Appalachian State**
18. Northeast Louisiana
19. McNeese State
- T20. **The Citadel**
- T20. **Furman**

1991 (TSN)

1. Nevada-Reno
2. Eastern Kentucky
3. Northern Iowa
4. Holy Cross
5. Delaware
6. Villanova
7. **Marshall**
8. Middle Tennessee
9. Alabama State
10. **Appalachian State**
11. New Hampshire
12. Samford
13. Weber State
14. Youngstown State
15. **Furman**
16. Sam Houston State
17. James Madison
18. Lehigh
19. Western Illinois
20. Northeast Louisiana

1992 (NCAA)

1. **The Citadel**
2. Northeast Louisiana
3. Northern Iowa
4. Middle Tennessee
5. Idaho
6. **Marshall**
7. Youngstown State
8. Delaware
9. Samford
10. Villanova
11. McNeese State
12. Eastern Kentucky
13. William & Mary
14. Eastern Washington
15. Florida A&M
16. **Appalachian State**
17. North Carolina A&T
18. Alcorn State
19. Liberty
20. Western Illinois

1992 (TSN)

1. **The Citadel**
2. Northeast Louisiana
3. Northern Iowa
4. Middle Tennessee
5. Idaho
6. Youngstown State
7. Delaware
8. Samford
9. **Marshall**
10. Eastern Kentucky
11. Villanova
12. William & Mary
13. McNeese State
14. Eastern Washington
15. North Carolina A&T
16. **Appalachian State**
17. Grambling
18. Florida A&M
19. **Western Carolina**
20. Georgia Southern

1993 (TSN)

1. Troy State
2. **Georgia Southern**
3. Montana
4. Northeast Louisiana
5. McNeese State
6. Boston University
7. Youngstown State



FINAL NATIONAL RANKINGS

#SoConFB

- 8. Howard
- 9. **Marshall**
- 10. William & Mary
- 11. Idaho
- 12. UCF
- 13. Northern Iowa
- 14. Stephen F. Austin
- 15. Southern
- 16. Pennsylvania
- 17. Eastern Kentucky
- 18. Delaware
- 19. Western Kentucky
- 20. Eastern Washington
- 21. North Carolina A&T
- 22. Tennessee Tech
- 23. Alcorn State
- 24. Towson State
- 25. Massachusetts

1994 (TSN)

- 1. Youngstown State
- 2. Boise State
- 3. **Marshall**
- 4. Montana
- 5. Eastern Kentucky
- 6. McNeese State
- 7. James Madison
- 8. Idaho
- 9. **Appalachian State**
- 10. Boston University
- 11. Northern Iowa
- 12. Troy State
- 13. New Hampshire
- 14. Pennsylvania
- 15. North Texas
- 16. Middle Tennessee St.
- 17. Grambling
- 18. Alcorn State
- 19. William & Mary
- 20. UCF
- 21. Stephen F. Austin
- 22. Hofstra
- 23. South Carolina State
- 24. Western Illinois
- 25. Northern Arizona

1995 (TSN)

- 1. Montana
- 2. **Marshall**
- 3. McNeese State
- 4. Stephen F. Austin
- 5. **Appalachian State**
- 6. Delaware
- 7. Troy State
- 8. Southern
- 9. Murray State
- 10. Hofstra
- 11. **Georgia Southern**
- 12. Eastern Kentucky
- 13. Northern Illinois
- 14. Eastern Illinois
- 15. James Madison
- 16. Jackson State
- 17. Florida A&M
- 18. Idaho
- 19. William & Mary
- 20. Richmond
- 21. Boise State
- 22. Northern Arizona
- 23. Connecticut
- 24. Indiana State
- 25. Middle Tennessee St.

1996 (TSN)

- 1. **Marshall**
- 2. Montana
- 3. Northern Iowa
- 4. Troy State
- 5. William & Mary
- 6. Murray State
- 7. **ETSU**

- 8. Northern Arizona
- 9. **Furman**
- 10. Delaware
- 11. Jackson State
- 12. Villanova
- 13. Western Illinois
- 14. Florida A&M
- 15. Nicholls State
- 16. Eastern Illinois
- 17. New Hampshire
- 18. Youngstown State
- 19. Dartmouth
- 20. Howard
- 21. Stephen F. Austin
- 22. **Appalachian State**
- 23. Southwest Missouri St.
- 24. Dayton
- 25. James Madison

1997 (TSN)

- 1. Youngstown State
- 2. McNeese State
- 3. Delaware
- 4. Eastern Washington
- 5. Villanova
- 6. Western Illinois
- 7. Western Kentucky
- 8. **Georgia Southern**
- 9. Hampton
- 10. Florida A&M
- 11. Southern
- 12. Montana
- 13. Jackson State
- 14. Hofstra
- 15. Eastern Kentucky
- 16. Cal Poly-SLO
- 17. Northwestern St. (La.)
- 18. Stephen F. Austin
- 19. South Carolina State
- 20. Liberty
- 21. Eastern Illinois
- 22. **Appalachian State**
- 23. Dayton
- 24. Northeastern
- 25. Colgate

1997 (ESPN)

- 1. Youngstown State
- 2. McNeese State
- 3. Delaware
- 4. Eastern Washington
- 5. Villanova
- 6. Western Illinois
- 7. Western Kentucky
- 8. **Georgia Southern**
- 9. Montana
- 10. Hampton
- 11. Southern
- 12. Florida A&M
- 13. Jackson State
- 14. Northwestern State
- 15. Eastern Kentucky
- 16. Hofstra
- 17. Cal Poly SLO
- 18. Stephen F. Austin
- 19. Liberty
- 20. South Carolina State
- 21. Colgate
- 22. Eastern Illinois
- 23. **Appalachian State**
- 24. Northeastern
- 25. Dayton

1998 (TSN)

- 1. Massachusetts
- 2. **Georgia Southern**
- 3. Northwestern State
- 4. Western Illinois
- 5. Florida A&M
- 6. **Appalachian State**
- 7. Lehigh

- 8. McNeese State
- 9. Connecticut
- 10. Richmond
- 11. Hampton
- 12. Tennessee State
- 13. Troy State
- 14. Southern
- 15. Montana
- 16. Illinois State
- 17. William & Mary
- 18. Bethune-Cookman
- 19. Western Kentucky
- 20. Hofstra
- 21. Colgate
- 22. South Florida
- 23. Delaware
- 24. Murray State
- 25. Montana State

1999 (TSN)

- 1. **Georgia Southern**
- 2. Youngstown State
- 3. Illinois State
- 4. Florida A&M
- 5. Hofstra
- 6. Troy State
- 7. Massachusetts
- 8. Montana
- 9. **Appalachian State**
- 10. North Carolina A&T
- 11. Tennessee State
- 12. **Furman**
- 13. James Madison
- 14. Lehigh
- 15. Northern Iowa
- 16. Northern Arizona
- 17. Southern
- 18. Colgate
- 19. Jackson State
- 20. Portland State
- 21. Elon
- 22. Stephen F. Austin
- 23. South Florida
- 24. Villanova
- 25. Brown

2000 (TSN)

- 1. **Georgia Southern**
- 2. Montana
- 3. Delaware
- 4. **Appalachian State**
- 5. Western Kentucky
- 6. Richmond
- 7. Hofstra
- 8. Lehigh
- 9. Troy State
- 10. **Furman**
- 11. Youngstown State
- 12. Western Illinois
- 13. Grambling
- 14. Florida A&M
- 15. Portland State
- 16. McNeese State
- 17. Eastern Illinois
- 18. Weber State
- 19. Northern Iowa
- 20. Bethune-Cookman
- 21. North Carolina A&T
- 22. Tennessee Tech
- 23. **Wofford**
- 24. Illinois State
- 25. Southwest Texas State

2001 (TSN)

- 1. Montana
- 2. **Furman**
- 3. **Georgia Southern**
- 4. Northern Iowa
- 5. Lehigh
- 6. **Appalachian State**
- 7. Sam Houston State

- 8. Grambling
- 9. Eastern Illinois
- 10. Maine
- 11. Hofstra
- 12. Western Kentucky
- 13. McNeese State
- 14. Northwestern State
- 15. Youngstown State
- 16. Northern Arizona
- 17. William & Mary
- 18. Eastern Kentucky
- 19. Harvard
- 20. Villanova
- 21. Rhode Island
- 22. Florida A&M
- 23. Tennessee Tech
- 24. Penn
- 25. Tennessee State

2002 (TSN)

- 1. Western Kentucky
- 2. McNeese State
- 3. **Georgia Southern**
- 4. Villanova
- 5. Western Illinois
- 6. Maine
- 7. Montana
- 8. Grambling
- 9. **Furman**
- 10. **Appalachian State**
- 11. Northeastern
- 12. Fordham
- 13. Eastern Illinois
- 14. **Wofford**
- 15. Bethune-Cookman
- 16. Northwestern State
- 17. Penn
- 18. Idaho State
- 19. Montana State
- 20. Murray State
- 21. Eastern Kentucky
- 22. Gardner-Webb
- 23. Nicholls State
- 24. Southeast Missouri St.
- 25. Colgate

2003 (TSN/CSTV)

- 1. Delaware
- 2. Colgate
- 3. **Wofford**
- 4. Florida Atlantic
- 5. Northern Iowa
- 6. Western Illinois
- 7. Western Kentucky
- 8. McNeese State
- 9. Southern Illinois
- 10. Northern Arizona
- 11. Massachusetts
- 12. Pennsylvania
- 13. Southern
- 14. Montana
- 15. Bethune-Cookman
- 16. North Carolina A&T
- 17. Grambling
- 18. Jacksonville State
- 19. Northern Colorado
- 20. Northeastern
- 21. Montana State
- 22. Idaho State
- 23. Lehigh
- 24. **Georgia Southern**
- 25. Villanova

2004 (TSN)

- 1. James Madison
- 2. Montana
- 3. William & Mary
- 4. Sam Houston
- 5. **Furman**
- 6. New Hampshire
- 7. Delaware

- 8. Eastern Washington
- 9. Southern Illinois
- 10. **Georgia Southern**
- 11. Western Kentucky
- 12. Hampton
- 13. Harvard
- 14. Jacksonville State
- 15. Lehigh
- 16. Cal Poly
- 17. Northwestern State
- 18. **Wofford**
- 19. Lafayette
- 20. Alabama State
- 21. Pennsylvania
- 22. South Carolina State
- 23. North Dakota State
- 24. Coastal Carolina
- 25. Northern Iowa

2005 (TSN)

- 1. **Appalachian State**
- 2. Northern Iowa
- 3. **Furman**
- 4. Texas State
- 5. New Hampshire
- 6. Cal Poly
- 7. Southern Illinois
- 8. Richmond
- 9. **Georgia Southern**
- 10. Hampton
- 11. Grambling State
- 12. Montana
- 13. Eastern Washington
- 14. Youngstown State
- 15. Brown
- 16. Eastern Illinois
- 17. Nicholls State
- 18. Montana State
- 19. Massachusetts
- 20. South Carolina State
- 21. Lafayette
- 22. Illinois State
- 23. Colgate
- 24. Coastal Carolina
- 25. James Madison

2006 (TSN)

- 1. **Appalachian State**
- 2. Massachusetts
- 3. Montana
- 4. Youngstown State
- 5. North Dakota State
- 6. New Hampshire
- 7. Southern Illinois
- 8. Illinois State
- 9. James Madison
- 10. Montana State
- 11. Hampton
- 12. **Furman**
- 13. Tennessee-Martin
- 14. Coastal Carolina
- 15. Eastern Illinois
- 16. Cal Poly
- 17. Northern Iowa
- 18. Princeton
- 19. Portland State
- 20. San Diego
- 21. McNeese State
- 22. South Dakota State
- 23. **Wofford**
- 24. Central Arkansas
- 25. Yale

2006 (CSN)

- 1. **Appalachian State**
- 2. Massachusetts
- 3. Montana
- 4. Youngstown State
- 5. North Dakota State
- 6. New Hampshire
- 7. Southern Illinois

FINAL NATIONAL RANKINGS



8. Illinois State
9. James Madison
10. Hampton
11. Montana State
- 12. Furman**
13. Tennessee-Martin
14. Cal Poly
15. Coastal Carolina
16. Eastern Illinois
17. Princeton
18. San Diego
19. Northern Iowa
20. Portland State
21. South Dakota State
22. McNeese State
- 23. Wofford**
24. Cal-Davis
25. Northern Arizona

2007 (Coaches)

- 1. Appalachian State**
2. Delaware
3. Southern Illinois
4. Richmond
5. Northern Iowa
6. Massachusetts
7. James Madison
8. Eastern Washington
9. North Dakota State
- 10. Wofford**
11. McNeese State
12. Montana
13. Eastern Kentucky
14. New Hampshire
15. Eastern Illinois
16. Delaware State
17. Youngstown State
- 18. Georgia Southern**
19. Fordham
20. Harvard
21. Yale
22. South Dakota State
- 23. Elon**
24. Grambling State
25. Dayton

2007 (TSN)

- 1. Appalachian State**
2. Delaware
3. Southern Illinois
4. Northern Iowa
5. Richmond
- 6. Wofford**
7. Massachusetts
8. Eastern Washington
9. North Dakota State
10. Montana
11. McNeese State
12. James Madison
13. Eastern Kentucky
14. New Hampshire
15. Delaware State
16. Youngstown State
- 17. Georgia Southern**
18. Eastern Illinois
- T19. South Dakota State
- T19. Fordham
21. Harvard
22. Yale
- 23. Elon**
24. Cal Poly
25. Grambling State

2008 (Coaches)

1. Richmond
2. Montana
3. James Madison
4. Northern Iowa
- 5. Appalachian State**
6. Villanova
7. New Hampshire

8. Cal Poly
9. Weber State
10. Southern Illinois
- 11. Wofford**
12. Central Arkansas
13. South Carolina State
14. Harvard
15. Liberty
16. Maine
17. Colgate
18. Eastern Kentucky
- 19. Elon**
20. William & Mary
21. McNeese State
22. Jacksonville State
23. Texas State
24. Grambling State
25. Prairie View A&M

2008 (TSN)

1. Richmond
2. Montana
3. James Madison
4. Northern Iowa
- 5. Appalachian State**
6. Villanova
7. Weber State
8. New Hampshire
- 9. Wofford**
10. Cal Poly
11. Southern Illinois
12. Central Arkansas
13. South Carolina State
14. Liberty
15. Harvard
16. Colgate
- 17. Elon**
18. Maine
19. Eastern Kentucky
20. William & Mary
21. McNeese State
22. Texas State
23. Jacksonville State
24. Grambling State
25. Prairie View

2009 (Coaches)

1. Villanova
2. Montana
- T3. Appalachian State**
- T3. William & Mary
5. Richmond
6. Southern Illinois
7. New Hampshire
8. South Carolina State
9. Stephen F. Austin
- 10. Elon**
11. South Dakota State
12. McNeese State
13. Eastern Washington
14. Holy Cross
15. Eastern Illinois
16. Jacksonville State
17. Weber State
18. Northern Iowa
19. Prairie View A&M
20. Colgate
21. Liberty
22. Florida A&M
23. Pennsylvania
24. Texas State
25. Lafayette

2009 (TSN)

1. Villanova
2. Montana
- 3. Appalachian State**
4. William & Mary
5. Richmond
6. Southern Illinois
7. New Hampshire

8. South Carolina State
- 9. Elon**
10. Stephen F. Austin
11. South Dakota State
12. McNeese State
13. Eastern Washington
14. Holy Cross
15. Prairie View A&M
16. Jacksonville State
17. Weber State
18. Northern Iowa
19. Eastern Illinois
20. Pennsylvania
21. Colgate
22. Liberty
23. Florida A&M
24. Lafayette
25. Texas State

2010 (Coaches)

1. Eastern Washington
2. Delaware
3. Villanova
- 4. Appalachian State**
- 5. Wofford**
- 6. Georgia Southern**
7. New Hampshire
8. William & Mary
9. North Dakota State
10. Stephen F. Austin
11. Montana State
12. Jacksonville State
13. Southeast Missouri
14. Lehigh
15. Bethune Cookman
16. Penn
17. South Carolina State
18. Northern Iowa
19. Liberty
20. Western Illinois
21. Montana
22. Jacksonville
23. Cal Poly
24. Grambling State
25. Dayton

2010 (TSN)

1. Eastern Washington
2. Delaware
3. Villanova
- 4. Appalachian State**
- 5. Georgia Southern**
- 6. Wofford**
7. New Hampshire
8. Stephen F. Austin
9. North Dakota State
10. William & Mary
11. Montana State
12. Jacksonville State
13. Southeast Missouri
14. Lehigh
15. Bethune Cookman
16. South Carolina State
17. Western Illinois
18. Penn
19. Northern Iowa
20. Montana
21. Liberty
22. Jacksonville
23. Grambling State
24. Cal Poly
25. Dayton

2011 (Coaches)

1. North Dakota State
2. Sam Houston State
- 3. Georgia Southern**
4. Montana
5. Northern Iowa
6. Lehigh
7. Montana State

8. Maine
9. Towson
10. Old Dominion
- 11. Appalachian State**
12. New Hampshire
- 13. Wofford**
14. James Madison
15. Central Arkansas
16. Stony Brook
17. Harvard
18. Norfolk State
19. Tennessee Tech
20. Delaware
21. Eastern Kentucky
22. Illinois State
23. Albany
24. Jackson State
25. Liberty

2011 (TSN)

1. North Dakota State
2. Sam Houston State
3. Montana
- 4. Georgia Southern**
5. Lehigh
6. Northern Iowa
7. Montana State
8. Maine
9. Towson
10. Old Dominion
11. New Hampshire
- 12. Appalachian State**
- 13. Wofford**
14. Central Arkansas
15. James Madison
16. Harvard
17. Delaware
18. Stony Brook
19. Norfolk State
20. Illinois State
21. Tennessee Tech
22. Jackson State
23. North Dakota
24. Eastern Kentucky
25. Liberty

2012 (Coaches)

1. North Dakota State
2. Sam Houston State
- 3. Georgia Southern**
4. Eastern Washington
5. Montana State
6. Old Dominion
- 7. Wofford**
- 8. Appalachian State**
9. Illinois State
10. Central Arkansas
11. Cal Poly
12. Stony Brook
13. New Hampshire
14. Lehigh
15. Towson
16. Villanova
17. South Dakota State
18. Richmond
19. Eastern Kentucky
20. Northern Arizona
21. James Madison
22. Wagner
23. Bethune-Cookman
24. Coastal Carolina
25. Eastern Illinois

2012 (TSN)

1. North Dakota State
2. Sam Houston State
- 3. Georgia Southern**
4. Eastern Washington
5. Montana State
6. Old Dominion
- 7. Wofford**

8. Illinois State
- 9. Appalachian State**
10. Central Arkansas
11. Stony Brook
12. Cal Poly
13. New Hampshire
14. South Dakota State
15. Villanova
16. Lehigh
17. Towson
18. Richmond
19. James Madison
20. Northern Arizona
21. Wagner
22. Bethune-Cookman
23. Eastern Kentucky
24. Coastal Carolina
25. Colgate

2013 (Coaches)

1. North Dakota State
2. Towson
3. Eastern Washington
4. Eastern Illinois
5. New Hampshire
6. Southeastern La.
7. Coastal Carolina
8. Montana
9. McNeese State
10. Fordham
11. Maine
12. Jacksonville State
13. Sam Houston State
14. South Dakota State
15. Northern Arizona
16. Bethune-Cookman
17. Tennessee State
- 18. Samford**
19. Youngstown State
20. Montana State
- 21. Furman**
22. Charleston Southern
23. Harvard
24. Southern Utah
- 25. Chattanooga**

2013 (TSN)

1. North Dakota State
2. Towson
3. Eastern Washington
4. Eastern Illinois
5. New Hampshire
6. Southeastern La.
7. Coastal Carolina
8. Montana
9. Fordham
10. Jacksonville State
11. McNeese State
12. Maine
13. South Dakota State
14. Sam Houston State
15. Northern Arizona
16. Bethune-Cookman
17. Tennessee State
18. Youngstown State
- 19. Samford**
20. Montana State
21. Southern Utah
- 22. Furman**
- 23. Chattanooga**
24. Charleston Southern
25. South Carolina State

2014 (Coaches)

1. North Dakota State
2. Illinois State
3. New Hampshire
4. Eastern Washington
5. Coastal Carolina
6. Sam Houston State
7. Villanova

8. **Chattanooga**
9. Jacksonville State
10. Northern Iowa
11. Montana
12. SE Louisiana
13. South Dakota State
14. Fordham
15. Harvard
16. Richmond
17. Liberty
18. Indiana State
19. James Madison
20. Montana State
21. Eastern Kentucky
22. Bethune-Cookman
23. Sacred Heart
24. William & Mary
25. Youngstown State

2014 (TSN)

1. North Dakota State
2. Illinois State
3. New Hampshire
4. Eastern Washington
5. Coastal Carolina
6. Sam Houston State
7. Villanova

8. Chattanooga

9. Jacksonville State
10. Northern Iowa
11. Fordham
12. South Dakota State
13. Montana
14. SE Louisiana
15. Harvard
16. Richmond
17. Liberty
18. James Madison
19. Indiana State
20. Montana State
21. Eastern Kentucky
22. Youngstown State
23. Bethune-Cookman
24. Sacred Heart
25. Idaho State

2015 (Coaches)

1. North Dakota State
2. Jacksonville State
3. Richmond
4. Sam Houston State
5. Illinois State
6. Northern Iowa
7. Charleston Southern

8. Chattanooga

9. McNeese State
10. Portland State
11. James Madison
12. William & Mary
13. Colgate
14. Montana
15. **The Citadel**
16. South Dakota State
17. Coastal Carolina
18. Southern Utah
19. Fordham
20. Harvard
21. North Carolina A&T
22. Western Illinois
23. Eastern Illinois
24. Dartmouth
25. Bethune-Cookman

2015 (STATS LLC)

1. North Dakota State
2. Jacksonville State
3. Sam Houston State
4. Richmond
5. Illinois State
6. Charleston Southern
7. McNeese State



Brent Thompson led The Citadel to a SoCon title and a top-10 national finish in 2016, his first year at the helm.

8. Northern Iowa
9. **Chattanooga**
10. Portland State
11. James Madison
12. **The Citadel**
13. Montana
14. South Dakota State
15. Coastal Carolina
16. Colgate
17. Southern Utah
18. Fordham
19. Harvard
20. North Carolina A&T
21. Western Illinois
22. Dartmouth
23. Grambling State
24. Eastern Illinois

2016 (Coaches)

1. James Madison
2. Youngstown State
3. North Dakota State
4. Eastern Washington
5. Sam Houston State
6. Jacksonville State
7. South Dakota State
8. Richmond
9. **The Citadel**
10. **Chattanooga**
11. **Wofford**
12. North Dakota
13. Villanova
14. Charleston Southern
15. Grambling State
16. Central Arkansas
17. New Hampshire
18. Lehigh
19. North Carolina Central
20. North Carolina A&T
- T-21. Cal-Poly
- T-21. San Diego
23. **Samford**

24. Weber State
25. Montana

2016 (STATS LLC)

1. James Madison
2. Youngstown State
3. North Dakota State
4. Eastern Washington
5. Sam Houston State
6. South Dakota State
7. Jacksonville State
8. Richmond
9. **Wofford**
10. **The Citadel**
11. Villanova
12. North Dakota
13. **Chattanooga**
14. Central Arkansas
15. Charleston Southern
16. Grambling State
17. New Hampshire
18. Coastal Carolina
19. San Diego
20. North Carolina A&T
21. Lehigh
22. North Carolina Central
23. **Samford**
24. Cal Poly
25. Weber State

2017 (Coaches)

1. North Dakota State
2. James Madison
3. Sam Houston State
4. South Dakota State
5. Weber State
6. North Carolina A&T
7. **Wofford**
8. Central Arkansas
9. Kennesaw State
10. Jacksonville State
11. Stony Brook
12. Western Illinois

13. Southern Utah
14. Grambling State
15. New Hampshire
16. South Dakota
17. **Samford**
18. McNeese
19. Northern Iowa
20. **Furman**
21. Elon
22. Eastern Washington
23. Nicholls
24. Yale
25. San Diego

2017 (STATS LLC)

1. North Dakota State
2. James Madison
3. South Dakota State
4. Sam Houston State
5. Weber State
6. **Wofford**
7. North Carolina A&T
8. Kennesaw State
9. Jacksonville State
10. Central Arkansas
11. Stony Brook
12. New Hampshire
13. Western Illinois
14. Southern Utah
15. South Dakota
16. Grambling State
17. Northern Iowa
18. **Samford**
19. **Furman**
20. Elon
21. Eastern Washington
22. McNeese
23. San Diego
24. Yale
25. Nicholls

2018 (Coaches)

1. North Dakota State
2. Eastern Washington
3. South Dakota State
4. Kennesaw State
5. Maine
6. Weber State

7. Colgate
8. UC Davis
9. Princeton
10. James Madison
11. North Carolina A&T
12. **Wofford**
13. Jacksonville State
14. Nicholls
15. Dartmouth
16. Southeast Missouri State
17. Montana State
18. Stony Brook
19. Elon
20. San Diego
21. **ETSU**
22. Towson
23. Delaware
24. Duquesne
25. Indiana State

2018 (STATS LLC)

1. North Dakota State
2. Eastern Washington
3. South Dakota State
4. Maine
5. Kennesaw State
6. Weber State
7. UC Davis
8. Colgate
9. James Madison
10. Jacksonville State
11. Princeton
12. North Carolina A&T
13. **Wofford**
14. Nicholls
15. Southeast Missouri State
16. Stony Brook
17. Montana State
18. Dartmouth
19. Elon
20. Towson
21. Duquesne
22. **ETSU**
23. Northern Iowa
24. Delaware
25. San Diego

SoCon teams in bold



In his first year at the helm, Randy Sanders directed ETSU to the FCS playoffs and spots in the final national polls.

ANNUAL AWARD WINNERS



Coaches Player of the Year

The Coaches Player of the Year has been presented annually since 1989 to the top offensive and defensive players in the league. The players are chosen by a vote of the conference coaches.

- 1989 Offense - George Searcy, RB, ETSU
Defense - Junior Jackson, LB, Chattanooga
- 1990 Offense - Frankie DeBusk, QB, Furman
Defense - Troy Boeck, DL, Chattanooga
Defense - Kevin Kendrick, LB, Furman
- 1991 Offense - Michael Payton, QB, Marshall
Defense - Allen Edwards, DL, Furman
- 1992 Offense - Michael Payton, QB, Marshall
Defense - Avery Hall, DL, Appalachian State
- 1993 Offense - Chris Parker, RB, Marshall
Defense - Alex Mash, DL, Georgia Southern
- 1994 Offense - Todd Donnan, QB, Marshall
Defense - Dexter Coakley, LB, Appalachian State
- 1995 Offense - Thomas Haskins, RB, VMI
Defense - Dexter Coakley, LB, Appalachian State
- 1996 Offense - Thomas Haskins, RB, VMI
Defense - Dexter Coakley, LB, Appalachian State
- 1997 Offense - B.J. Adigun, WR, ETSU
Defense - Mario Hankerson, LB, ETSU
- 1998 Offense - Adrian Peterson, FB, Georgia Southern
Defense - Eric Johnson, FS, Western Carolina
- 1999 Offense - Greg Hill, QB, Georgia Southern
Defense - John Keith, DB, Furman
- 2000 Offense - Louis Ivory, TB, Furman
Defense - Will Bouton, LB, Furman
- 2001 Offense - Adrian Peterson, RB, Georgia Southern
Defense - Freddy Pesqueira, DT, Georgia Southern
- 2002 Offense - Chaz Williams, QB, Georgia Southern
Defense - Josh Jeffries, DE, Appalachian State
- 2003 Offense - Jermaine Austin, FB, Georgia Southern
Defense - K.T. Stovall, DT, Appalachian State
- 2004 Offense - DaVon Fowlkes, WR, Appalachian State
Defense - William Freeman, LB, Furman
- 2005 Offense - Richie Williams, QB, Appalachian State
Defense - Chad Nkang, LB, Elon
Defense - Katon Bethay, NT, Wofford
- 2006 Offense - Kevin Richardson, RB, Appalachian State
Defense - Marques Murrell, DL, Appalachian State
- 2007 Offense - Jayson Foster, QB, Georgia Southern
Defense - Corey Lynch, DB, Appalachian State
- 2008 Offense - Armanti Edwards, QB, Appalachian State
Defense - Jacque Roman, LB, Appalachian State
- 2009 Offense - Armanti Edwards, QB, Appalachian State
Defense - Josh Beard, DE, Chattanooga
- 2010 Offense - DeAndre Presley, QB Appalachian State
Defense - Amet Pall, DL, Wofford
- 2011 Offense - Eric Breitenstein, RB, Wofford
Defense - Brent Russell, DL, Chattanooga
- 2012 Offense - Eric Breitenstein, RB, Wofford
Defense - Jeremy Kimbrough, LB, Appalachian State
- 2013 Offense - Jacob Huesman, QB, Chattanooga
Defense - Davis Tull, DL, Chattanooga
- 2014 Offense - Jacob Huesman, QB, Chattanooga
Defense - Davis Tull, DL, Chattanooga
- 2015 Offense - Jacob Huesman, QB, Chattanooga
Defense - Mitchell Jeter, DL, The Citadel
- 2016 Offense - Devlin Hodges, QB, Samford
Defense - Keionta Davis, DL, Chattanooga
- 2017 Offense - Devlin Hodges, QB, Samford
Defense - Ahmad Gooden, DL, Samford
- 2018 Offense - Devlin Hodges, QB, Samford
Defense - Isaiah Mack, DL, Chattanooga

Media Player of the Year

The Media Player of the Year award is named after Roy M. "Legs" Hawley, who served as director of athletics at West Virginia from 1938 until his death in 1954. Hawley was instrumental in West Virginia's admittance to the Southern Conference in 1950. He was inducted posthumously in to the National Association of Collegiate Directors of Athletics Hall of Fame in 1974.

- 1948 Charlie Justice, RB, North Carolina
- 1949 Charlie Justice, RB, North Carolina
- 1950 Steve Wadiak, RB, South Carolina
- 1951 Bob Ward, G, Maryland
- 1952 Jack Scarbath, QB, Maryland
- 1953 Steve Korcheck, C, George Washington
- 1954 Freddy Wyant, QB, West Virginia
- 1955 Bruce Bosley, T, West Virginia
- 1956 Walt Brodie, E, William & Mary
- 1957 Bobby Jordan, RB, VMI
- 1958 Carroll Dale, E, Virginia Tech
- 1959 Paul Maguire, E, The Citadel
- 1960 Howard Dyer, QB, VMI
- 1961 Earl Stoudt, RB, Richmond
- 1962 Bob Soleau, G, William & Mary
- 1963 Bob Schweickert, QB, Virginia Tech



Marshall's Michael Payton was a two-time SoCon Offensive Player of the Year (1991-92). Payton, who also won the Walter Payton Award in 1992, threw a pair of touchdown passes in the Thundering Herd's 31-28 win over Youngstown State in the 1992 NCAA title contest.

- 1964 Bob Schweickert, QB, Virginia Tech
- 1965 George Pearce, E, William & Mary
- 1966 Garrett Ford, RB, West Virginia
Jimmy Poole, QB, Davidson
- 1967 Butch Colson, RB, East Carolina
- 1968 Buster O'Brien, QB, Richmond
- 1969 Gordon Slade, QB, Davidson
- 1970 Phil Mosser, RB, William & Mary
- 1971 Brian Baima, E, The Citadel
- 1972 Carlester Crumpler, RB, East Carolina
- 1973 Carl Summerell, QB, East Carolina
- 1974 Andrew Johnson, RB, The Citadel
- 1975 Brian Ruff, LB, The Citadel
- 1976 Brian Ruff, LB, The Citadel
- 1977 Darrell Lipford, RB, Western Carolina
- 1978 Gerald Harp, WR, Western Carolina
David Henderson, QB, Furman
- 1979 Rick Beasley, WR, Appalachian State
- 1980 Stump Mitchell, RB, The Citadel
- 1981 Stanford Jennings, RB, Furman
- 1982 Stanford Jennings, RB, Furman
- 1983 Stanford Jennings, RB, Furman
- 1984 Jeff Gilbert, QB, Western Carolina
- 1985 Bobby Lamb, QB, Furman
- 1986 Offense - John Settle, RB, Appalachian State
Defense - Scott Thompson, T, The Citadel
- 1987 Offense - Tony Petersen, QB, Marshall
Defense - Anthony Downs, DL, Appalachian State
- 1988 Offense - Gene Brown, QB, The Citadel
Defense - Jeff Blankenship, LB, Furman
- 1989 Offense - George Searcy, RB, ETSU
Defense - Kelly Fletcher, E, Furman
- 1990 Offense - Frankie DeBusk, QB, Furman
Defense - Kevin Kendrick, LB, Furman
- 1991 Offense - Michael Payton, QB, Marshall
Defense - Rico Mack, LB, Appalachian State
- 1992 Offense - Michael Payton, QB, Marshall
Defense - Avery Hall, DL, Appalachian State
- 1993 Offense - Chris Parker, RB, Marshall
Defense - William King, LB, Marshall
- 1994 Offense - Todd Donnan, QB, Marshall
Defense - Dexter Coakley, LB, Appalachian State
- 1995 Offense - Chris Parker, RB, Marshall
Defense - Dexter Coakley, LB, Appalachian State
- 1996 Offense - Thomas Haskins, RB, VMI
Defense - Dexter Coakley, LB, Appalachian State
- 1997 Offense - B.J. Adigun, WR, ETSU
Defense - Bryan Dailer, DE, Furman
- 1998 Offense - Adrian Peterson, FB, Georgia Southern
Defense - Eric Johnson, FS, Western Carolina
- 1999 Offense - Greg Hill, QB, Georgia Southern
Defense - John Keith, DB, Furman
- 2000 Offense - Louis Ivory, TB, Furman
Defense - Will Bouton, LB, Furman
- 2001 Offense - Louis Ivory, TB, Furman
Defense - Will Bouton, LB, Furman
- 2002 Offense - Chaz Williams, QB, Georgia Southern
Defense - Josh Jeffries, DE, Appalachian State
- 2003 Offense - Jermaine Austin, FB, Georgia Southern
Defense - Matt Nelson, DB, Wofford
- 2004 Offense - DaVon Fowlkes, WR, Appalachian State
Defense - William Freeman, LB, Furman
- 2005 Offense - Richie Williams, QB, Appalachian State
Defense - Chad Nkang, LB, Elon
- 2006 Offense - Kevin Richardson, RB, Appalachian State
Defense - Chad Nkang, LB, Elon
- 2007 Offense - Jayson Foster, QB, Georgia Southern
Defense - Corey Lynch, DB, Appalachian State
- 2008 Offense - Armanti Edwards, QB, Appalachian State
Defense - Chris Covington, LB, Georgia Southern
- 2009 Offense - Armanti Edwards, QB, Appalachian State



Appalachian State linebacker Dexter Coakley was the first player in SoCon history to be named Defensive Player of the Year three times (1994-96).



In 2015, Chattanooga quarterback Jacob Huesman became the first player to earn SoCon Offensive Player of the Year honors from the league's coaches three times.

- 2010 Defense - Josh Beard, DE, Chattanooga
- 2010 Offense - DeAndre Presley, QB, Appalachian State
- 2011 Defense - Ameet Pall, DL, Wofford
- 2011 Offense - Eric Breitenstein, RB, Wofford
- 2012 Defense - Brent Russell, DL, Georgia Southern
- 2012 Offense - Eric Breitenstein, RB, Wofford
- 2013 Defense - Davis Tull, DL, Chattanooga
- 2013 Offense - Andy Summerlin, QB, Samford
- 2014 Defense - Justin Shade, LB, Samford
- 2014 Offense - Jacob Huesman, QB, Chattanooga
- 2015 Defense - Davis Tull, DL, Chattanooga
- 2015 Offense - Jacob Huesman, QB, Chattanooga
- 2016 Defense - Cory Magwood, LB, Furman
- 2016 Offense - Devlin Hodges, QB, Samford
- 2017 Defense - Kailik Williams, DB, The Citadel
- 2017 Offense - Devlin Hodges, QB, Samford
- 2018 Defense - Ahmad Gooden, DL, Samford
- 2018 Offense - Devlin Hodges, QB, Samford
- 2018 Defense - Isaiah Mack, DL, Chattanooga

Coaches Coach of the Year

The Coaches Coach of the Year is selected in a vote of the league's coaches and has been presented to the top coach annually since 1989.

- 1989 Jimmy Satterfield, Furman
- 1990 Buddy Nix, Chattanooga
- 1991 Jerry Moore, Appalachian State
- 1992 Steve Hodgin, Western Carolina
- 1993 Tim Stowers, Georgia Southern
- 1994 Jerry Moore, Appalachian State
- 1995 Jerry Moore, Appalachian State
- 1996 Mike Cavan, ETSU
- 1997 Paul Johnson, Georgia Southern
- 1998 Paul Johnson, Georgia Southern
- 1999 Bobby Johnson, Furman
- 2000 Mike Ayers, Wofford
- 2001 Bill Bleil, Western Carolina
- 2002 Cal McCombs, VMI
- 2003 Mike Ayers, Wofford
- 2004 Mike Sewak, Georgia Southern
- 2005 Jerry Moore, Appalachian State
- 2006 Jerry Moore, Appalachian State
- 2007 Mike Ayers, Wofford
- 2008 Pete Lembo, Elon
- 2008 Jerry Moore, Appalachian State
- 2009 Jerry Moore, Appalachian State and Russ Huesman, Chattanooga
- 2010 Jerry Moore, Appalachian State
- 2011 Jeff Monken, Georgia Southern
- 2012 Kevin Higgins, The Citadel
- 2013 Pat Sullivan, Samford
- 2013 Russ Huesman, Chattanooga
- 2014 Russ Huesman, Chattanooga
- 2015 Mike Houston, The Citadel
- 2016 Brent Thompson, The Citadel

- 2017 Clay Hendrix, Furman
- 2018 Randy Sanders, ETSU

Media Coach of the Year


The Media Coach of the Year award is named in honor of Wallace Wade, the first commissioner of the Southern Conference. Wade served as commissioner from 1951 until 1960. He spent 16 years as the head football coach at Duke, where his team posted a 110-36-7 record. Wade is a member of the National Football Hall of Fame.

- 1948 Frank Howard, Clemson
- 1949 Wallace Wade, Duke
- 1950 George Barclay, Washington & Lee
- 1951 Jim Tatum, Maryland
- 1952 Bill Murray, Duke
- 1953 Art Lewis, West Virginia
- 1954 Art Lewis, West Virginia
- 1955 Eugene Sherman, George Washington
- 1956 Frank Moseley, Virginia Tech
- 1957 John McKenna, VMI
- 1958 Ed Merrick, Richmond
- 1959 John McKenna, VMI
- 1960 Bill Elias, George Washington
- 1961 Eddie Teague, The Citadel
- 1962 John McKenna, VMI
- 1963 Jerry Claiborne, Virginia Tech
- 1964 Marv Levy, William & Mary
- 1965 Marv Levy, William & Mary
- 1966 Jim Camp, George Washington
- 1967 Frank Jones, Richmond
- 1968 Frank Jones, Richmond
- 1969 Homer Smith, Davidson
- 1970 Bob King, Furman
- 1971 Frank Jones, Richmond
- 1972 Sonny Randle, East Carolina
- 1973 Sonny Randle, East Carolina
- 1974 Bob Thalman, VMI
- 1975 Jim Tait, Richmond
- 1976 Jim Root, William & Mary
- 1977 Joe Morrison, Chattanooga
- 1978 Dick Sheridan, Furman
- 1979 Joe Morrison, Chattanooga
- 1980 Dick Sheridan, Furman
- 1981 Bob Thalman, VMI
- 1982 Dick Sheridan, Furman
- 1983 Bob Waters, Western Carolina
- 1984 Tom Moore, The Citadel
- 1985 Sparky Woods, Appalachian State
- 1986 Sparky Woods, Appalachian State
- 1987 Sparky Woods, Appalachian State
- 1988 Charlie Taaffe, The Citadel
- 1989 Jimmy Satterfield, Furman
- 1990 Charlie Taaffe, The Citadel
- 1991 Jerry Moore, Appalachian State
- 1992 Steve Hodgin, Western Carolina

- 1993 Tim Stowers, Georgia Southern
- 1994 Jerry Moore, Appalachian State
- 1995 Jerry Moore, Appalachian State
- 1996 Mike Cavan, ETSU
- 1997 Paul Johnson, Georgia Southern
- 1998 Paul Johnson, Georgia Southern
- 1999 Bobby Johnson, Furman
- 2000 Mike Ayers, Wofford
- 2001 Bill Bleil, Western Carolina
- 2002 Mike Ayers, Wofford
- 2003 Mike Ayers, Wofford
- 2004 Bobby Lamb, Furman
- 2005 Jerry Moore, Appalachian State
- 2006 Jerry Moore, Appalachian State
- 2007 Pete Lembo, Elon
- 2008 Jerry Moore, Appalachian State
- 2009 Russ Huesman, Chattanooga
- 2010 Mike Ayers, Wofford
- 2011 Jeff Monken, Georgia Southern
- 2012 Kevin Higgins, The Citadel
- 2013 Bruce Fowler, Furman
- 2014 Russ Huesman, Chattanooga
- 2015 Mike Houston, The Citadel
- 2016 Brent Thompson, The Citadel
- 2017 Clay Hendrix, Furman
- 2018 Randy Sanders, ETSU

Coaches Freshman of the Year

- 1989 James Roberts, RB, Chattanooga
- 1990 Derrick Hollins, RB, ETSU
- 1991 Offense - Chip Hooks, RB, Appalachian State
- 1991 Defense - Roger Johnson, DB, Marshall
- 1992 Marlon Anderson, WR, VMI
- 1993 Dexter Coakley, LB, Appalachian State
- 1994 Kenny Robinson, QB, Georgia Southern
- 1995 Chad Pennington, QB, Marshall
- 1996 Brandon Walker, RB, ETSU
- 1997 Todd Wells, QB, ETSU
- 1998 Adrian Peterson, FB, Georgia Southern
- 1999 Jesse McCoy, RB, Wofford
- 2000 Lamont Seward, WR, Western Carolina
- 2001 Titus Green, RS, VMI
- 2002 Jermaine Austin, RB, Georgia Southern
- 2003 Kevious Johnson, RB, Wofford
- 2004 Jayson Foster, QB, Georgia Southern
- 2005 Dedrick Bynam, DB, Georgia Southern
- 2006 Armanti Edwards, QB, Appalachian State
- 2007 Scott Riddle, QB, Elon
- 2008 Dustin Taliaferro, QB, Samford
- 2009 Michael Johnson, RB, Western Carolina
- 2010 Kadeem Wise, DB, Chattanooga
- 2011 Terrell Robinson, QB, Chattanooga
- 2011 Dominique Swope, RB, Georgia Southern
- 2012 Sean Price, WR, Appalachian State
- 2013 Marcus Cox, RB, Appalachian State
- 2014 Al Cobb, QB, VMI
- 2015 Kelvin McKnight, WR, Samford



Furman running back Stanford Jennings was the media's pick for SoCon Player of the Year in 1981, 1982 and 1983.

ANNUAL AWARD WINNERS



- 2016 Tyrrie Adams, QB, Western Carolina
- 2017 Kaelan Riley, QB, Mercer
- 2018 Quay Holmes, RB, ETSU

Media Freshman of the Year

- 1979 Ron Lear, RB, Marshall
- 1980 Barry Childers, K, Marshall
- 1981 Stanford Jennings, RB, Furman
- 1982 Victor Frazier, WR, The Citadel
- Stanford Glenn, RB, The Citadel
- 1983 John Settle, RB, Appalachian State
- 1984 Kirk Roach, K, Western Carolina
- 1985 Tim Sanders, RB, Appalachian State
- 1986 Ron Darby, RB, Marshall
- 1987 Stan Nix, QB, Chattanooga
- 1988 Dewey Klein, K, Marshall
- 1989 James Roberts, RB, Chattanooga
- 1990 Derrick Hollins, RB, ETSU
- 1991 Chip Hooks, RB, Appalachian State
- 1992 Alandus Sims, DB, Marshall
- 1993 Dexter Coakley, LB, Appalachian State
- 1994 Kenny Robinson, QB, Georgia Southern
- 1995 Chad Pennington, QB, Marshall
- 1996 Randy Moss, WR/KR, Marshall
- 1997 Todd Wells, QB, ETSU
- 1998 Adrian Peterson, FB, Georgia Southern
- 1999 Jesse McCoy, RB, Wofford
- 2000 Lamont Seward, WR, Western Carolina
- 2001 Brian Bratton, RS, Furman
- 2002 Jermaine Austin, FB, Georgia Southern
- 2003 Kevious Johnson, RB, Wofford
- 2004 Andrew Thacker, FS, Furman
- 2005 Dedrick Bynam, DB, Georgia Southern
- 2006 Armanti Edwards, QB Appalachian State
- 2007 Scott Riddle, QB, Elon
- 2008 Dustin Taliaferro, QB, Samford
- 2009 Michael Johnson, RB, Western Carolina
- 2010 Kadeem Wise, DB, Chattanooga
- 2011 Terrell Robinson, QB, Chattanooga
- 2012 Sean Price, WR, Appalachian State
- 2013 Marcus Cox, RB, Appalachian State
- 2014 Al Cobb, QB, VMI
- 2015 Kelvin McKnight, WR, Samford
- 2016 Tyrrie Adams, QB, Western Carolina
- 2017 Kaelan Riley, QB, Mercer
- 2018 Quay Holmes, RB, ETSU



SoCon Hall of Famer Charlie "Choo Choo" Justice of North Carolina was named the league's player of the year in 1948 and 1949. Justice was runner-up for the Heisman Trophy and was an All-American both seasons.

Jacobs Blocking Award

The Jacobs Blocking Award was originated in 1928 by Dr. William P. Jacobs II, who helped organize Presbyterian College's first varsity football team in 1913. From 1928 to 1932, the Jacobs Award was presented to a player from the state of South Carolina. Dr. Jacobs had a duplicate award made and began presenting it to a Southern Conference player in 1933. Additional awards were subsequently made for the Southeastern (1935) and Atlantic Coast (1953) Conferences.

- 1933 George Smith, B, Virginia Tech
- 1934 George Smith, B, Virginia Tech
- 1935 Herman Snyder, B, North Carolina
- 1936 John Gormley, B, Maryland
- 1937 George Watson, B, North Carolina
- 1938 Andy Trzeciak, B, VMI
- 1939 James Ringgold, B, Wake Forest
- 1940 Billy Walker, G, VMI
- 1941 Tommy Prothro, B, Duke
- 1942 Mike Cooke, B, North Carolina
- 1943 Elmer Barbour, B, Wake Forest
- 1944 Tom Davis, B, Duke
- 1945 Nick Ognovich, B, Wake Forest
- 1946 Nick Ognovich, B, Wake Forest
- 1947 Nick Ognovich, B, Wake Forest
- 1948 Robert Bowlby, B, North Carolina State
- 1949 Robert Bowlby, B, North Carolina State
- 1950 Dick Hendley, B, Clemson
- 1951 Jack Kistler, B, Duke
- 1952 Louis Tepe, C, Duke
- 1953 Tommy Allman, B, West Virginia
- 1954 Gene Lamone, G, West Virginia
- 1955 Bruce Bosley, T, West Virginia
- 1956 John Hall, C, Virginia Tech
- 1957 Chuck Howley, G, West Virginia
- 1958 Carroll Dale, E, Virginia Tech
- 1959 John Boggs, B, Richmond
- 1960 Lou Shuba, G, VMI
- 1961 Don Christman, C, Richmond
- 1962 Bob Soleau, G, William & Mary
- 1963 Bob Soleau, G, William & Mary
- 1964 Sonny Utz, B, Virginia Tech
- 1965 Norman Swindell, B, East Carolina
- 1966 Brad Cashman, G, George Washington
- 1967 Kevin Moran, T, East Carolina

- 1968 Wayne Fowler, T, Richmond
- 1969 Wayne Fowler, T, Richmond
- 1970 Bob Herb, C, William & Mary
- 1971 Jackson Neal, G, William & Mary
- 1972 Barty Smith, B, Richmond
- 1973 Barty Smith, B, Richmond
- 1974 Andy Dearman, G, VMI
- 1975 Rodney Elam, T, Richmond
- 1976 Gill Beck, C, Appalachian State
- 1977 Gill Beck, C, Appalachian State
- 1978 Brette Simmons, TE, Furman
- 1979 John Shuman, T, VMI
- 1980 Charlie Anderson, T, Furman
- 1981 Charlie Anderson, T, Furman
- 1982 Mike Coleman, G, Furman
- 1983 Mike Nease, T, Chattanooga
- 1984 Dinky Williams, B, Furman
- 1985 Gene Reeder, C, Furman
- 1986 Mike Callaway, T, Appalachian State
- 1987 James Hardman, G, Appalachian State
- 1988 Kennet Goldsmith, B, Furman
- 1989 Derrick Graham, T, Appalachian State
- 1990 Steve Duggan, C, Furman
- 1991 Lorenzo Carpenter, C, VMI
- 1992 Phil Ratliff, G, Marshall
- 1993 Chris Deaton, T, Marshall
- 1994 Franklin Stephens, C, Georgia Southern
- 1995 William Pannell, T, Marshall
- 1996 Aaron Ferguson, G, Marshall
- 1997 Mark Williams, G, Georgia Southern
- 1998 Mark Williams, G, Georgia Southern
- 1999 Ben Hall, G, Furman
- 2000 Josh Moore, T, Furman
- 2001 Donnie Littlejohn, T, Furman
- 2002 Charles Clarke, C, Georgia Southern
- 2003 Eric Deutsch, G, Wofford
- 2004 Ben Bainbridge, T, Furman
- 2005 Matt Isenhour, T, Appalachian State
- 2006 Kerry Brown, G, Appalachian State
- 2007 Kerry Brown, G, Appalachian State
- 2008 Joel Bell, T, Furman
- 2009 Mario Acitelli, T, Appalachian State
- 2010 Pat Illig, G, Wofford

- 2011 Nate Page, G, Wofford
- 2012 Mike Sellers, C, The Citadel
- 2013 Dakota Dozier, T, Furman
- 2014 Corey Levin, T, Chattanooga
- 2015 Corey Levin, T, Chattanooga
- 2016 Isaiah Pinson, T, The Citadel
- 2017 Matthew Schmidt, C, Furman
- 2018 Matt Pyke, OL, ETSU

Pinnacle Award

The Pinnacle Award is given to the student-athlete with the highest GPA on the championship-winning team for each Southern Conference sport. In the event of co-champions, the award goes to the team that clinched the Southern Conference's automatic bid to the NCAA Division I Football Championship. The award was inaugurated in 2016.

- 2016 Cody Floyd, The Citadel
- 2017 Blake Jeresaty, Wofford
- 2018 Blake Jeresaty, Wofford

College Football Hall of Fame

The College Football Hall of Fame was founded in 1955 and opened its doors at its new home in Atlanta, Georgia, on Aug. 23, 2014, after moving from its longtime home in South Bend, Indiana. To be selected, a nominated player must be out of college at least 10 years and a first-team All-America selection by a major selector during his career. The voting is done by a 12-member panel made up of athletic directors, conference and bowl officials and media representatives. Listed below are players and coaches from current and former Southern Conference schools who have been selected and the year they were inducted.

- Charlie Bachman, Florida (1978)
- Bill Banker, Tulane (1977)
- Mike Barber, Marshall (2005)
- Bernie Bierman, Tulane (1955)
- Robert Bomar, Vanderbilt (1956)
- Bruce Bosley, West Virginia (1982)
- John Mack Brown, Alabama (1957)
- Paul "Bear" Bryant, Maryland (1986)
- John L. Cain, Alabama (1973)
- Ed Cameron, Washington & Lee (1976)
- Jerry Claiborne, Virginia Tech (1999)
- Jack Cloud, William & Mary (1990)
- Dexter Coakley, Appalachian State (2011)
- Fred Crawford, Duke (1973)
- Carroll Dale, Virginia Tech (1987)
- Jerry Dalrymple, Tulane (1954)
- Al DeRogatis, Duke (1986)
- Bobby Dodd, Tennessee (1959)
- Michael Donahue, LSU (1951)
- Jim Donnan, Marshall (2009)
- William Beattie Feathers, Tennessee (1955)
- Herman Hickman Jr., Tennessee (1959)
- Dan Hill Jr., Duke (1962)
- Jimmy Franklin Hitchcock, Auburn (1954)
- Lou Holtz, William & Mary (2009)
- Frank Howard, Clemson (1989)
- Allison "Pooley" Hubert, Alabama (1964)
- Sam Huff, West Virginia (1980)
- Stan Jones, Maryland (2000)
- Charlie Justice, North Carolina (1961)
- Steve Lach, Duke (1980)
- Lester Lautenschlaeger, Tulane (1975)
- George McAfee, Duke (1961)
- Jack McDowall, North Carolina State (1975)
- Eugene McEver, Tennessee (1954)
- Banks McFadden, Clemson (1959)
- Dan McGugin, Vanderbilt (1951)
- Dick Modzelewski, Maryland (1993)
- Jerry Moore, Appalachian State (2014)
- Jess Neely, Vanderbilt/Clemson (1971)
- Robert Neyland, Tennessee (1956)
- Clarence "Ace" Parker, Duke (1955)
- Adrian Peterson, Georgia Southern (2017)
- G. Barney Poole, North Carolina (1974)
- Peter Pund, Georgia Tech (1963)
- Buster Ramsey, William & Mary (1978)
- Jack Scarbath, Maryland (1983)
- Clark Shaughnessy, Maryland (1968)
- Buck Shaw, North Carolina State (1972)
- Monk Simons, Tulane (1963)
- Fred Sington, Alabama (1985)
- Vernon Smith Sr., Georgia (1979)
- Carl Snively, North Carolina (1965)
- W.D. Spears, Vanderbilt (1962)
- Jim Tatum, Maryland (1984)
- Eric Tipton, Duke (1965)
- Dale Van Sickle, Florida (1975)
- Wallace Wade, Alabama/Duke (1955)
- Bob Ward, Maryland (1980)
- Art Edward Weiner, North Carolina (1992)

Walter Payton Award

The Walter Payton Award was established in 1987 and is presented annually by STATS to the Football Championship Subdivision's (FCS) Offensive Player of the Year. A standout running back at Jackson State from 1971-74, Payton starred with the Chicago Bears from 1975-87, rushing for 16,726 yards and scored 125 touchdowns. He was inducted into the Pro Football Hall of Fame in 1993 and the College Football Hall of Fame in 1996.

- 1992 – Michael Payton, QB, Marshall
- 1999 – Adrian Peterson, RB, Georgia Southern
- 2000 – Louis Ivory, RB, Furman
- 2007 – Jayson Foster, QB, Georgia Southern
- 2008 – Armanti Edwards, QB, Appalachian State
- 2009 – Armanti Edwards, QB, Appalachian State
- 2018 – Devlin Hodges, QB, Samford



Walter Payton

Buck Buchanan Award

The Sports Network (now STATS) established the Buck Buchanan Award in 1995 to recognize the Defensive Player of the Year in the Football Championship Subdivision (FCS). After playing at Grambling from 1959-62, Buchanan played in the NFL with the Kansas City Chiefs from 1963-76, leading the team to a victory over the Minnesota Vikings in Super Bowl IV. He was inducted into the Pro Football Hall of Fame in 1990 and the College Football Hall of Fame in 1996.

- 1995 – Dexter Coakley, LB, Appalachian State
- 1996 – Dexter Coakley, LB, Appalachian State



Buck Buchanan

Eddie Robinson Award

The Eddie Robinson Award was established in 1987 by The Sports Network (now STATS) to honor the top coach in the Football Championship Subdivision (FCS). College football's all-time winningest coach, Robinson coached at Grambling from 1941-97 and finished his career with a 408-164-15 record. More than 200 of his former players went on to play in the NFL.

- 1992 – Charlie Taaffe, The Citadel
- 1998 – Paul Johnson, Georgia Southern
- 2003 – Mike Ayers, Wofford
- 2006 – Jerry Moore, Appalachian State



Eddie Robinson

FCS ADA Player of the Year

The Football Championship Subdivision Athletics Directors Association's mission is to enhance Football Championship Subdivision football. It announces offensive and defensive players of the year.

- 2018 – Devlin Hodges, QB, Samford (offensive)



Samford quarterback Devlin Hodges earned the Walter Payton Award and was named the FCS ADA Offensive Player of the Year in 2018.



Georgia Southern's Adrian Peterson (3) and Furman's Louis Ivory won the Walter Payton Award in consecutive years, in 1999 and 2000, respectively.



Appalachian State quarterback Armanti Edwards became the league's sixth overall and third straight Walter Payton Award winner in 2009. Until 2017, he was the only repeat winner in the award's history.

NATIONAL/REGIONAL HONORS



Current schools only

CoSIDA Academic All-Americans

THE CITADEL (10): 1963 – Vince Petno, WR (1st); 1976 – Kenny Caldwell, LB (1st); 1977 – Kenny Caldwell, LB (1st); 1978 – Kenny Caldwell, LB (1st); 1987 – Tom Frooman, RB (1st); 1989 – Tom Frooman, RB (1st); 2001 – Travis Stephens, LB (2nd); 2015 – Joe Crochet, LB (1st); 2016 – Joe Crochet, LB (2nd); Nick Jeffreys, OL (2nd)

ETSU (4): 1979 – Jay Patterson, T (2nd); 1980 – Jay Patterson, T (2nd); 1984 – Ricky Thompson, C (2nd); 1985 – Ricky Thompson, C (2nd);

FURMAN (15): 1976 – Jeff Holcomb, T (1st); 1984 – Brian Jager, RB (2nd); 1985 – Brian Jager, RB (1st); 1986 – Steve Squire, DB (2nd); 1988 – Kelly Fletcher, DE (1st); 1989 – Kelly Fletcher, DE (1st); Chris Roper, LB (1st); Mike Wood, K (2nd); 1990 – Eric Walter, G (2nd); 1991 – Eric Walter, G (1st); 1999 – Stuart Rentz, RB (1st); Marion Martin, LB (2nd); 2000 – Marion Martin, LB (1st); 2002 – Rodney Johnson, CB (2nd); 2006 – Adi Filipovic, OL (1st)

MERCER (1): 2015 – Tee Mitchell, RB (1st)

CHATTANOOGA (4): 2013 – Davis Tull, DL (1st); 2014 – Davis Tull, DL (2nd); 2015 – Derrick Craine, RB (2nd); 2016 – Derrick Craine, RB (1st)

VMI (1): 2018 – A.J. Smith, DB (2nd)

WESTERN CAROLINA (5): 1976 – Mike Wade, LB (1st); 1984 – Eddie Maddox, RB (1st); 1985 – Eddie Maddox, RB (2nd); 2003 – Jason Whaley, OL (1st); 2014 – Darius Ramsey, RB (1st)

WOFFORD (4): 2000 – Brian Bodor, DL (1st); 2004 – Ben Whitney, DE (2nd); 2005 – Katon Bethay, DL (1st); 2013 – James Zotto, DB (2nd)

National Football Foundation Scholar-Athlete Hall of Fame

THE CITADEL (3): 1985 – Ted Willard; 1990 – William Phillips. 1996 – Derek Beres

FURMAN (5): 1985 – Brian Jager; 1986 – Steve Squire; 1987 – Tim Stepp; 1989 – Chris Roper; 2000 – Marion Martin

VMI (7): 1978 – Robert Bookmiller; 1979 – Craig Jones; 1982 – Thomas Gottwald; 1984 – David Twillie; 1987 – Daniel Young; 1988 – Anthony McIntosh; 1989 – Charles Plageman

WESTERN CAROLINA (1): 2003 – Jason Whaley

NCAA Postgraduate Scholarship winners

The NCAA postgraduate scholarship program was established in 1964. To qualify, a student-athlete must maintain a 3.00 grade-point average on a 4.00 scale during their collegiate careers and perform with distinction in varsity football. Listed below are past Southern Conference NCAA postgraduate scholarship winners.

THE CITADEL (4): 1974 – Tommy Leitner; 1979 – Kenny Caldwell; 1984 – Bill West; 1996 – Derek Beres

ETSU (1): 1982 – Jay Patterson

FURMAN (10): 1977 – Jeff Holcomb; 1982 – Charlie Anderson; 1984 – Ernest Gibson; 1986 – Brian Jager; 1987 – Steve Squire; 1990 – Chris Roper; 1992 – Paul Siffri; Eric Walter; 1996 – Philly Jones; 2017 – Andy Schumpert

VMI (2): 1979 – Bob Bookmiller; 1980 – Craig Jones

WESTERN CAROLINA (1): 1993 – Thomas Jackson

FCS Athletic Directors Association Academic All-Star Team

THE CITADEL (10): 1999 – Chip Simmons, OL; 2000 – Travis Stephens, LB; 2001 – Travis Stephens, LB; 2009 – Jordon Gilmore, LB; 2010 – Tolu Akindele, LB; 2011 – Tolu Akindele, LB; 2012 – Brandon McCladdie, DB; 2015 – Joe Crochet, LB; 2016 – Joe Crochet, LB; 2017 – Myles Pierce, LB

ETSU (2): 2001 – Scott Carter, FB; 2002 – Scott Carter, FB

FURMAN (7): 2000 – Marion Martin, LB; 2001 – Rodney Johnson, DB; Trent Sansbury, TE; 2002 – Rodney Johnson, DB; 2006 – Adi Filipovic, OL; 2007 – Jerome Felton, FB; 2018 – Harris Roberts, QB

SAMFORD (1): 2009 – Ty Levie, FS

CHATTANOOGA (10): 1998 – Brian Hampton, QB; 2009 – Steven Smigelsky, LB; 2010 – Joel Bradford, WR; 2011 – Joel Bradford, WR; 2011 – Adam Miller, OL; 2012 – Adam Miller, OL; 2013 – Davis Tull, DL; 2014 – Davis Tull, DL; Nick Pollard, P; 2015 – Derrick Craine, RB

VMI (2): 2015 – Al Cobb, QB; 2016 – Al Cobb, QB

WESTERN CAROLINA (8): 2000 – Caesar Campana, WR; 2002 – Jason Whaley, OL; 2003 – Jason Whaley, OL; 2012 – Conner Orr, TE; Rock Williams, LB; 2017 – Ian Berryman, P; 2018 – Ian Berryman, P; Zach Weeks, OL

WOFFORD (29): 1998 – Eric Cole, OL; 1999 – Eric Nash, OL; 2000 – Brian Bodor, DT; Eric Nash, OL; 2001 – Darren Brown, PK; Ben Foster, RB; Eric Nash, OL; 2002 – J.R. McNair, RB; Chase Corn, LB; 2003 – J.R. McNair, RB; 2004 – Jeff Zolman, QB; Josh Smith, LB; 2005 – Katon Bethay, DL; Josh Smith, LB; 2007 – Kevin Adleman, LB; 2008 – Ben Quick, OL; 2009 – Mitch Allen, QB; 2010 – Mitch Allen, QB; 2010 – Pat Illig, OL; 2011 – Mitch Allen, QB; 2012 – Eric Breiteinstein, RB; Calvin Cantrell, OL; 2013 – James Zotto, DB; 2015 – David Marvin, K; Anton Wahrby, OL; 2016 – David Marvin, K/P; Anton Wahrby, OL; 2017 – Jared Jacon-Duffy, LB; 2018 – Blake Jeresaty, OL

FCS Athletic Directors Association Scholar-Athlete

WOFFORD (1): 2016 – Anton Wahrby

AFCA Regional Coach of the Year

THE CITADEL (2): 1988 – Charlie Taafe; 2015 – Mike Houston, Region 2
FURMAN (5): 1985 – Dick Sheridan; 1988 – Jimmy Satterfield; 1996 – Bobby Johnson; 1999 – Bobby Johnson; 2001 – Bobby Johnson
WOFFORD (2): 2002 – Mike Ayers, Region 2; 2003 – Mike Ayers, Region 2

AFCA Coach of the Year

THE CITADEL (1): 1992 – Charlie Taafe
FURMAN (3): 1985 – Dick Sheridan; 1988 – Jimmy Satterfield; 2001 – Bobby Johnson

East-West Shrine Game

THE CITADEL (4): 1969 – John Small; 1987 – Greg Davis; 2002 – Cliff Washburn; 2010 – Cortez Allen
FURMAN (3): 1984 – Dennis Williams; 2008 – Jerome Felton; 2013 – Dakota Dozier
SAMFORD (1): 2016 – Karel Hamilton
CHATTANOOGA (1): 1988 – Travis McNeal

FCS Bowl by SPIRAL

ETSU (1): 2018 – Matt Pyke
MERCER (2): 2018 – Matt Shiel, Cole Fisher
SAMFORD (1): 2017 – Shaheed Salmon

NFLPA Collegiate Bowl

THE CITADEL (1): 2019 – Noah Dawkins
CHATTANOOGA (3): 2016 – Corey Levin; 2018 – Tae Davis; 2019 – Isaiah Mack
WESTERN CAROLINA (2): 2014 – Darius Ramsey; 2018 – Detrez Newsome

Senior Bowl

THE CITADEL (11): 1962 – Earley Eastburn; 1970 – John Small; 1981 – Stump Mitchell; 1987 – Greg Davis; Scott Thompson; 1990 – J.J. Davis; 1992 Lester Smith; 1996 – Shawn Lyons; 2005 – Nehemiah Broughton; 2009 – Andre Roberts; 2018 – Myles Pierce
FURMAN (2): 1962 – Bill Canty; 1983 – Stanford Jennings
SAMFORD (1): 2014 – Jaquiski Tartt
CHATTANOOGA (4): 1981 – Curtis Rouse; 1988 – Travis McNeal; 1995 – Terrell Owens; 2016 – Keionta Davis
WESTERN CAROLINA (1): 2001 – David Rivers

SPIRAL Tropical Bowl

ETSU (1): 2019 – Matt Pyke
MERCER (1): 2019 – Marquise Irvin
SAMFORD (2): 2019 – Devlin Hodges, Ahmad Gooden

All Star Gridiron Classic (defunct)

FURMAN (1): 2001 – Josh Moore

Blue-Gray Classic (defunct)

THE CITADEL (1): 1980 – Stump Mitchell
FURMAN (5): 1981 – Charlie Anderson; 1983 – Ernest Gibson, Stanford Jennings; 1998 – Orlando Ruff; 2001 – Trent Sansbury
CHATTANOOGA (4): 1979 – John Creager; 1982 – John Howell; 1988 – Travis McNeal; 2000 – Richmond Flowers (MVP)
WESTERN CAROLINA (3): 1992 – Willie Williams; 2001 – David Rivers; 2003 – Michale Spicer

Can-Am Bowl (defunct)

FURMAN (1): 1978 – Greg Laetsch
WESTERN CAROLINA (1): 1977 – Wayne Tolleson

College All-Star Game (defunct)

THE CITADEL (1): 1970 – John Small

Copper Bowl (defunct)

THE CITADEL (1): 1959 – Paul McGuire, Barry Thomas

Hula Bowl (defunct)

THE CITADEL (2): 1977 – Brian Ruff; 2002 – Cliff Washburn
FURMAN (1): 1998 – Orlando Ruff
CHATTANOOGA (1): 1998 – Kolu Fainuulelei

Japan Bowl (defunct)

THE CITADEL (1): 1977 – Brian Ruff

Las Vegas All-American Classic (defunct)

FURMAN (1): 2006 – William Freeman

Texas vs. The Nation (defunct)

FURMAN (2): 2009 – William Middleton; 2009 – Joel Bell

Current schools only

THE CITADEL

Consensus (Associated Press, American Football Coaches

Association, The Sports Network/STATS) (4): Carlos Alvarez, 1988; Lester Smith, 1992; Andre Roberts, 2008; Mike Sellers, 2012.

Associated Press (24): 1959 – Paul Maguire, E (3rd). 1963 – Vince Petno, WR (3rd). 1969 – John Small, LB (2nd). 1975 – Brian Ruff, LB (2nd). 1976 – Brian Ruff, LB (1st). 1980 – Stump Mitchell, RB (3rd). 1984 – Jim Gabrish, T (2nd). 1985 – Jim Gabrish, T (1st). 1986 – Scott Thompson, DL (1st). 1987 – Scott Thompson, DL (3rd). 1988 – Carlos Avalos, G (1st). 1990 – J.J. Davis, LB (2nd); DeRhon Robinson, G (2nd). 1992 – Carey Cash, OL (1st); Torrence Forney, DB (2nd); Lance Hansen, OL (3rd); Lester Smith, DB, (1st). 2001 – Travis Stephens, LB (3rd); 2007 – Andre Roberts, WR (3rd). 2008 – Andre Roberts, WR (1st); Mike Sellers, C (1st). 2015 – Dee Delaney, DB (2nd); Mitchell Jeter, DL (2nd). 2016 – Dee Delaney, DB (1st).

AFCA (11): 1982 – Jim Ettari, DL. 1984 – Jim Gabrish, T. 1985 – Jim Gabrish, T. 1988 – Carlos Avalos, G. 1990 – DeRhon Robinson, G. 1992 – Lester Smith, DB. 1994 – Levi Davis, OL. 1995 – Brad Keeney, DL. 2008 – Andre Roberts, WR. 2012 – Mike Sellers, C. 2016 – Isaiah Pinson, OL.

Walter Camp (4): 2012 – Mike Sellers, C. 2015 – Sam Frye, OL; Dee Delaney, DB. 2016 – Isaiah Pinson, OL; Dee Delaney, DB.

The Sports Network/STATS (25): 1988 – Carlos Avalos, OL (1st). 1990 – J.J. Davis, LB (1st); DeRhon Robinson, OL (2nd). 1991 – Lester Smith, DB (1st). 1992 – Carey Cash, OL (1st); Torrence Forney, DB (2nd); Lance Hansen, OL (1st); Everett Sands, RB (2nd); Lester Smith, DB (1st). 1995 – Scott Belcher, LB (3rd). 1997 – Carlos Frank, KR (1st). 2000 – Travis Stephens, LB (3rd). 2001 – Travis Stephens, LB (2nd). 2007 – Andre Roberts, WR (3rd). 2008 – Andre Roberts, WR (1st); Andre Roberts, PR (3rd). 2012 – Mike Sellers, C (1st). 2013 – Darien Robinson, FB (2nd). 2015 – Dee Delaney, DB (1st); Tyler Renew, FB (1st); Mitchell Jeter, DL (3rd). 2016 – Dee Delaney, DB (1st); Isaiah Pinson, OL (2nd); Tyler Renew, RB (3rd). 2018 – Patrick Keefe, LS (3rd).

Don Hansen's Football Gazette (10): 1988 – Carlos Avalos, OG. 1990 – J.J. Davis, LB. 1991 – Lester Smith, DB. 1992 – Lester Smith, DB; Torrence Forney, DB; Lance Hensen, OG; Carey Cash, OT. 1997 – Carlos Frank, PR (2nd). 2000 – Travis Stephens, LB (3rd). 2001 – Travis Stephens, LB (3rd).

ETSU

Consensus (Associated Press, American Football Coaches

Association, The Sports Network/STATS) (1): Matt Pyke, 2018.

Associated Press (9): 1986 – George Cimadevilla, P (1st). 1989 – George Searcy, RB (2nd). 1994 – Jeff Johnson, WR (2nd). 1996 – James Russell, DL (2nd). 1997 – B.J. Adigun, WR (1st); Mario Hankerson, LB (1st). 1999 – Kevin Peterson, LB (2nd). 2018 – Matt Pyke, OL (1st); Tyree Robinson, DB (2nd).

AFCA (5): 1985 – George Cimadevilla, P. 1994 – Jeff Johnson, WR. 1996 – James Russell, DL. 2018 – Matt Pyke, OL (1st); Nasir Player, DL (2nd).

Walter Camp (1): 1996 – James Russell, DL.

The Sports Network/STATS (10): 1987 – Rick Harris, DB, (1st).

1994 – Jeff Johnson, WR (1st). 1997 – B.J. Adigun, WR (1st); Mario Hankerson, LB (1st). 1998 – Kevin Peterson, LB (3rd). 1999 – Kevin Peterson, LB (2nd). 2003 – Gerald Sensabaugh, DB (3rd). 2018 – Matt Pyke, OL (1st); Tyree Robinson, DB (2nd); Nasir Player, DL (3rd).

Don Hansen's Football Gazette (5): 1997 – B.J. Adigun, WR (1st); Mario Hankerson, LB (2nd). 1998 – Kevin Peterson, LB (3rd); Lamar Cooper, WR (3rd). 2001 – Tony Tiller, DB (3rd). 2003 – Brandon Calton, DL (1st); Aaron Bass, P (2nd).

FURMAN

Consensus (Associated Press, American Football Coaches

Association, The Sports Network/STATS) (9): Jeff Blankenship, 1988; Kelly Fletcher, 1989; Steve Duggan, 1990; Kevin Kendrick, 1990; John Keith, 1999; Louis Ivory, 2000; Donnie Littlejohn, 2001; Dakota Dozier, 2013; Matthew Schmidt, 2017.

Associated Press (44): 1981 – Bruce Gheesling, LB (3rd). 1982 – Stanford Jennings, RB (3rd). 1983 – Dan Sleet, G (3rd). 1985 – Gene Reeder, C (1st). 1987 – Alex Albert, G (3rd). 1988 – Jeff Blankenship, LB (1st); Fe Cowan, OL (3rd). 1989 – Kelly Fletcher, DE (1st). 1990 – Steve Duggan, C (1st); Kevin Kendrick, LB (1st). 1991 – Allen Edwards, DL (2nd); Eric Walter, OL (2nd). 1992 – Kota Suttle, LB (2nd); Carl Tremble, RB (3rd). 1993 – Ronnie McCutchan, P (2nd); Andre Worrell, DB (3rd). 1994 – Jim Richter, PK (1st). 1997 – Bryan Dailer, DL (3rd). 1999 – John Keith, DB (1st); Des Kitchings, All-Purpose (3rd).

2000 – Louis Ivory, RB (1st); Marty Priore, OG (1st); Will Bouton, LB (1st). 2001 – Donnie Littlejohn, OT (1st); Louis Ivory, RB (2nd); Will Bouton, LB (2nd); Marty Priore, OG (2nd); Brian Bratton, All-Purpose (3rd). 2002 – Trevor Kruger, OL (3rd). 2003 – Danny Marshall, PK (3rd). 2004 – Ben Bainbridge, OT (1st); Roy Ravenell, DE (3rd); William Freeman, LB (3rd). 2005 – William Freeman, LB (1st); Corey Stewart, OL (2nd); Patrick Covington, OL (2nd). 2011 – Kadarron Anderson, LB (1st); Ryan Steed, DB (1st). 2012 – Dakota Dozier, OL (3rd). 2013 – Dakota Dozier, OL (1st); Ray Early, PK (2nd). 2017 – Matthew Schmidt, OL (2nd). 2018 – Grayson Atkins, K (2nd); Adrian Hope, LB (2nd).

AFCA (20): 1982 – Ernest Gibson, DB. 1983 – Ernest Gibson, DB. 1984 – Rock Hurst, LB. 1988 – Jeff Blankenship, LB. 1989 – Kelly Fletcher, DE. 1990 – Steve Duggan, C; Kevin Kendrick, LB. 1991 – Eric Walter, OL. 1992 – Kota Suttle, LB. 1998 – Orlando Ruff, LB. 1999 – John Keith, DB. 2000 – Louis Ivory, RB. 2001 – Donnie Littlejohn, OL. 2002 – Trevor Kruger, OL. 2005 – William Freeman, LB. 2008 – William Middleton, DB. 2011 – Kadarron Anderson, LB; Ryan Steed, DB. 2013 – Dakota Dozier, OL. 2017 – Matthew Schmidt, OL (1st).

Walter Camp (14): 1988 – Jeff Blankenship, LB. 1990 – Kevin Kendrick, LB; Steve Duggan, C. 1999 – John Keith, DB. 2000 – Louis Ivory, RB; Josh Moore, OL. 2001 – Will Bouton, LB; Donnie Littlejohn, OL. 2002 – Trevor Kruger, OL. 2004 – Ben Bainbridge, OT. 2008 – Joel Bell, OL. 2011 – Colin Anderson, TE. 2012 – Jerodis Williams, KR. 2013 – Dakota Dozier, OL.

The Sports Network/STATS (42): 1988 – Jeff Blankenship, LB (1st). 1989 – Kelly Fletcher, DE (1st). 1990 – Steve Duggan, C (1st); Kevin Kendrick, LB (1st). 1992 – Kota Suttle, LB (2nd). 1994 – Jim Richter, PK (2nd). 1996 – Luther Broughton, TE (2nd). 1997 – Bryan Dailer, DL (1st). 1999 – John Keith, DB (1st); 2000 – Louis Ivory, RB (1st); Josh Moore, OT (1st); Will Bouton, LB (2nd); Chris Stewart, C (3rd). 2001 – Donnie Littlejohn, OT (1st); Will Bouton, LB (1st); Louis Ivory, RB (2nd); Marty Priore, OL (2nd); Chris Stewart, C (2nd); Brian Bratton, RS (2nd). 2002 – Trevor Kruger, OL (2nd). 2003 – Danny Marshall, PK (3rd). 2004 – Ben Bainbridge, OT (1st); Roy Ravenell, DL (3rd); William Freeman, LB (3rd). 2005 – Patrick Covington, OL (1st); Corey Stewart, OL (2nd); Ingle Martin, P (2nd); William Freeman, LB (3rd). 2006 – Roy Ravenell, DL (1st). 2007 – Jerome Felton, FB (1st). 2008 – Joel Bell, T (1st); William Middleton, CB (1st). 2009 – Kadarron Anderson, LB (3rd). 2011 – Colin Anderson, TE (1st); Ryan Steed, DB (3rd). 2012 – Jerodis Williams, KR (1st); Dakota Dozier, OL (2nd). 2013 – Dakota Dozier, OL (1st). 2014 – Gary Wilkins, DL (3rd). 2015 – Cory Magwood, LB (3rd). 2017 – Matthew Schmidt, OL (2nd).

Don Hansen's Football Gazette (22): 1985 – Kyle Davis, DE (1st). 1988 – Jeff Blankenship, LB (1st). 1989 – Kelly Fletcher, DE (1st); Chris Roper, DE (1st). 1990 – Kevin Kendrick, LB (1st). 1994 – Jim Richter, PK (1st). 1998 – Orlando Ruff, LB (3rd). 1999 – John Keith, DB (2nd). 2000 – Louis Ivory, RB (1st); Josh Moore, OL (1st); Trent Sansbury, TE (3rd). 2001 – Donnie Littlejohn, OL (1st); Will Bouton, LB (1st); Louis Ivory, RB (2nd); Brian Bratton, KR (2nd). 2002 – Trevor Kruger, OL (1st); Rodney Johnson, DB (3rd). 2003 – Danny Marshall, PK (2nd). 2004 – William Freeman, LB (2nd); Roy Ravenell, DL (3rd); Patrick Covington, G (3rd). 2006 – Andrew Thornburg, OL (3rd).

MERCER

The Sports Network/STATS (1): 2014 – Chandler Curtis, AP, (3rd).

SAMFORD

Consensus (Associated Press, American Football Coaches

Association, The Sports Network/STATS) (5): Jaquiski Tartt, 2014; Karel Hamilton, 2016; Ahmad Gooden, 2017; Devlin Hodges, 2018; Kelvin McKnight, 2018.

Associated Press (12): 2010 – Bryce Smith, LB (2nd). 2012 – Jaquiski Tartt, DB (1st). 2013 – Justin Shade, LB (1st); Fabian Truss, KR (1st); Jaquiski Tartt, DB (2nd). 2014 – Jaquiski Tartt, DB (2nd). 2015 – Anthony Pistelli, PK (1st). 2016 – Karel Hamilton, WR (1st); Devlin Hodges, QB (3rd). 2017 – Ahmad Gooden, DL (2nd); Austin Barnard, P (3rd). 2018 – Ahmad Gooden, DL (1st); Devlin Hodges, QB (2nd); Kelvin McKnight, WR (2nd).

AFCA (8): 2013 – Fabian Truss, AP. 2014 – Jaquiski Tartt, DB. 2016 – Karel Hamilton, WR (2nd). 2017 – Ahmad Gooden, DL (1st); Devlin Hodges, QB (2nd); Kelvin McKnight, WR (2nd). 2018 – Devlin Hodges, QB (1st); Kelvin McKnight, WR (1st).

Walter Camp (6): 2012 – Jaquiski Tartt, DB. 2013 – Justin Shade, LB. 2015 – Anthony Pistelli, PK. 2016 – Karel Hamilton, WR. 2017 – Ahmad Gooden, DL. 2018 – Devlin Hodges, QB; Kelvin McKnight, WR.

Current schools only

The Sports Network/STATS (15): 2012 – Jaquiski Tartt, DB (1st); Fabian Truss, KR (2nd). 2013 – Justin Shade, LB (1st). Fabian Truss, AP (1st). Jaquiski Tartt, DB (2nd). 2014 – Jaquiski Tartt, DB (1st). 2015 – James Bradberry, DB (3rd). 2016 – Karel Hamilton, WR (1st); Devlin Hodges, QB (3rd). 2017 – Ahmad Gooden, DL (2nd); Kelvin McKnight, WR (3rd); Shaheed Salmon, LB (3rd). 2018 – Devlin Hodges, QB (1st); Ahmad Gooden, DL (2nd); Kelvin McKnight, WR (3rd).

CHATTANOOGA

Consensus (Associated Press, American Football Coaches

Association, The Sports Network/STATS (4): Davis Tull, 2013-2014; Keionta Davis, 2016; Corey Levin, 2016; Isaiah Mack, 2018.

Associated Press (23): 1989 – Pumpu Tudors, P (1st); Junior Jackson, LB (2nd). 1990 – Troy Boeck, T (1st); Pumpu Tudors, P (2nd). 1991 – Pumpu Tudors, P (2nd). 1996 – Ron Fague, DB (3rd). 2000 – Matt Vick, PK (2nd); 2002 – Josh Cain, LB (2nd). 2003 – Alonzo Nix, WR (3rd). 2005 – Chad Motte, OL (1st); Jermaine Austin, RB (1st). 2009 – Craig Camay, PK (2nd); Josh Beard, DL (3rd). 2010 – Joel Bradford, WR (3rd). 2012 – Davis Tull, DL (2nd). 2013 – Davis Tull, DL (1st). 2014 – Davis Tull, DL (1st); Faysal Shafaat, TE (3rd). 2015 – Corey Levin, OL (1st); Keionta Davis, DL (2nd). 2016 – Corey Levin, OL (2nd); Keionta Davis, DL (2nd). 2018 – Isaiah Mack, DL (1st).

AFCA (12): 1985 – Mike Makins, DL. 1989 – Junior Jackson, LB. 1990 – Tony Hill, LB; Pumpu Tudors, P. 2012 – Davis Tull, DL. 2013 – Davis Tull, DL. 2014 – Davis Tull, DL. 2015 – Jacob Huesman, QB; Keionta Davis, DL. 2016 – Keionta Davis, DL (1st); Corey Levin, OL (2nd). 2018 – Isaiah Mack, DL (1st).

Walter Camp (4): 2012 – Davis Tull, DL. 2013 – Davis Tull, DL. 2015 – Corey Levin, OL. 2018 – Isaiah Mack, DL.

The Sports Network/STATS (21): 1989 – Pumpu Tudors, P (1st). 1990 – Troy Boeck, DL (2nd); Pumpu Tudors, P (2nd). 1996 – Ron Fague, DB (2nd). 2000 – Matt Vick, PK (1st). 2002 – Josh Cain, LB (2nd). 2003 – Alonzo Nix, WR (3rd). 2007 – Chris Camacho, S (2nd). 2011 – Wes Dothard, LB (1st). 2012 – Davis Tull, DL (2nd); Wes Dothard, LB (3rd). 2013 – Davis Tull, DL (2nd). 2014 – Davis Tull, DL (1st); Corey Levin, OL (3rd). 2015 – Corey Levin, OL (1st); Jacob Huesman, QB (2nd); Keionta Davis, DL (2nd). 2016 – Keionta Davis, DL (1st); Corey Levin, OL (2nd); Nakevion Leslie, LB (3rd). 2018 – Isaiah Mack, DL (1st).

Don Hansen's Football Gazette (6): 1998 – Kenny Sanders, DE (3rd). 2000 – Matt Vick, PK (1st); Chris Sanders, QB (2nd). 2001 – Tyler Unzicker, DL (2nd); Josh Cain, LB (2nd). 2002 – Josh Cain, LB (3rd)

VMI

Consensus (Associated Press, American Football Coaches

Association, The Sports Network/STATS (2): Mark Stock, 1988; Thomas Haskins, 1986.

Associated Press (9): 1937 – Paul Shu, RB (3rd). 1938 – Paul Shu, RB (3rd). 1947 – Chi Mills, T (2nd). 1974 – Andy Dearman, G (2nd). 1988 – Mark Stock, WR (1st). 1991 – Lorenzo Carpenter, C (2nd). 1992 – Lorenzo Carpenter, OL (2nd). 1995 – Thomas Haskins, RB (1st). 1996 – Thomas Haskins, RB (1st).

AFCA (2): 1988 – Mark Stock, WR. 1996 – Thomas Haskins, RB.

Walter Camp (1): 1996 – Thomas Haskins, RB.

The Sports Network/STATS (4): 1988 – Mark Stock, WR (1st). 1992 – Lorenzo Carpenter, C (2nd). 1995 – Thomas Haskins, RB (2nd). 1996 – Thomas Haskins, RB (1st).

Don Hansen's Football Gazette (3): 1995 – Thomas Haskins, RB (2nd). 1996 – Thomas Haskins, RB (2nd). 2000 – Richard Holland, KR (1st).

WESTERN CAROLINA

Consensus (Associated Press, American Football Coaches

Association, The Sports Network/STATS (4): Kerry Hayes, 1993; Eric Johnson, 1998; Detrez Newsome, 2016-2017.

Associated Press (24): 1976 – Darrell Lipford, RB. 1983 – Eric Rasheed, WR (2nd); Tiger Greene, DB (2nd). 1984 – Kirk Roach, K (1st); Louis Cooper, DE (1st); Tiger Greene, DB (1st); Steve Kornegay, P (1st); Mark Buffamoyer, DL (2nd). 1985 – Alonzo Carmichael, TE (1st); Clyde Simmons, DE (1st). 1986 – Kirk Roach, K (1st); Alonzo Carmichael, TE (2nd). 1987 – Kirk Roach, K (1st). 1992 – Todd Harkins, OL (3rd); Kerry Hayes, KR (3rd). 1993 – Kerry Hayes, KR (1st). 1998 – Eric Johnson, DB (1st); Ken Hinsley, P (3rd). 1999 – Josh Jones, PK (3rd). 2007 – Eddie Cohen, WR (2nd). 2016 – Detrez Newsome, AP (1st). 2017 – Ian Berryman, P (2nd); Detrez Newsome, RB (3rd). 2018 – Owen Cosenke, TE (3rd),

AFCA (7): 1984 – Louis Cooper, DE. 1985 – Clyde Simmons, DE. 1993 – Kerry Hayes, WR. 1998 – Eric Johnson, DB (1st). 2016 – Detrez Newsome, AP (1st). 2017 – Detrez Newsome, AP (1st); Marvin Tillman, DB (2nd).

USA Today/ESPN (2): 1998 – Eric Johnson, DB (2nd); Ken Hinsley, P (2nd).

The Sports Network/STATS (12): 1988 – Geno Segers, DL (1st). 1992 – Todd Harkins, OL (2nd). 1993 – Kerry Hayes, KR (1st). 1997 – Eric Johnson, DB (3rd). 1998 – Eric Johnson, DB (1st); Ken Hinsley, P (3rd). 2007 – Eddie Cohen, WR (2nd). 2009 – Adrian McLeod, LB (3rd). 2014 – Christian Gill, LB (3rd). 2016 – Detrez Newsome, AP (2nd). 2017 – Detrez Newsome, AP (1st). 2018 – Tyrie Adams, AP (2nd).

Don Hansen's Football Gazette (4): 1998 – Ken Hinsley, P (1st); Eric Johnson, DB (2nd); Brad Hoover, RB (2nd). 2002 – Michael Spicer, DL (3rd).

WOFFORD

Consensus (Associated Press, American Football Coaches

Association, The Sports Network/STATS (2): Matt Nelson, 2003; Lee Basinger, 2004.

Associated Press (19): 1997 – Dan Williams, OL (1st). 2000 – Brian Bodor, DL (2nd). 2002 – Anthony Jones, DL (2nd). 2003 – Eric Deutsch, OL (1st); Matt Nelson, FS (1st); Bobby Gibbs, OL (3rd). 2004 – Lee Basinger, DE (1st); Eric Deutsch, OL (1st). 2005 – Katon Bethay, DL (3rd); 2008 – Derek Wooten, OL (3rd). 2010 – Eric Breitenstein, RB (2nd); Pat Illig, OL (2nd); Ameet Pall, DL (2nd). 2011 – Eric Breitenstein, RB (1st); Nate Page, OL (2nd). 2012 – Eric Breitenstein, RB (1st). 2013 – Jared Singleton, OL (3rd). 2016 – Lorenzo Long, RB (3rd); Anton Wahrby, OL (3rd). 2017 – Ross Demmel, OL (3rd). 2018 – Justus Basinger, OL (3rd).

AFCA (4): 2003 – Matt Nelson, DB. 2004 – Lee Basinger, DL. 2005 – Katon Bethay, DT. 2013 – Jared Singleton, OL.

Walter Camp (5): 2002 – Anthony Jones, DL. 2004 – Eric Deutsch, OL; Lee Basinger, DE. 2010 – Ameet Pall, DL. 2011 – Nate Page, OL.

The Sports Network/STATS (25): 1997 – Dan Williams, OL (1st). 2000 – Brian Bodor, DL (2nd); 2002 – Anthony Jones, DL (2nd). 2003 – Eric Deutsch, OL (1st); Matt Nelson, FS (1st); Bobby Gibbs, OL (3rd). 2004 – Lee Basinger, DE (1st); Eric Deutsch, OL (1st). 2005 – Katon Bethay, DL (3rd). 2007 – Corey McKenna, OT (2nd). 2008 – Dane Romero, FB (1st); 2010 – Eric Breitenstein, RB (1st); Pat Illig, OL (1st); Ameet Pall, DL (1st). 2011 – Eric Breitenstein, RB (1st); Nate Page, OL (1st); Alvin Scioneaux, LB (3rd). 2012 – Eric Breitenstein, RB (1st). 2016 – David Marvin, PK (1st); Lorenzo Long, RB (2nd); Anton Wahrby, OL (3rd). 2017 – Andre Stoddard, FB (2nd); Miles Brown, DL (3rd). 2018 – Andre Stoddard, FB (2nd); Miles Brown, DL (3rd).

Don Hansen's Football Gazette (13): 1997 – Dan Williams, OL (1st). 1998 – Tony Young, DB (3rd). 2000 – Brian Bodor, DL (3rd). 2001 – Nathan Fuqua, DL (3rd). 2002 – Anthony Jones, DL (1st); Matt Nelson, DB (1st); Eric Deutsch, OL (3rd). 2003 – Eric Deutsch, OL (1st); Bobby Gibbs, OL (1st); Lee Basinger, DL (1st); Matt Nelson, DB (1st); Timmy Thrift, LB (2nd). 2004 – Eric Deutsch, OL (3rd).

First-team selections only

1933

E Red Negri, UVA
 E Tom Rogers, Duke
 T Ray Burger, UVA
 T Fred Crawford, Duke
 G Amos Bolen, W&L
 G George Barclay, UNC
 C Gene Wagner, UVA
 B Al Casey, Va. Tech
 B Earl Clary, USC
 B Bob Cox, Duke
 B Horace Hendrickson, Duke

1934

E Dave Thomas, VT
 E Earl Wentz, Duke
 T Gus Durner, Duke
 T Jim Tatum, UNC
 G George Barclay, UNC
 G Jack Dunlap, Duke
 C Steve Sabol, NCSU
 B Corkey Cornelius, Duke
 B Charlie Schaffer, UNC
 B Ace Parker, Duke
 B Norwood Sotherton, MD

1935

E Dick Buck, UNC
 E Johnny Leys, UVA
 T Hugo Bonino, W&M
 T Gus Durner, Duke
 G Jim Farley, VMI
 G Jim Johnston, Duke
 C Steve Sabol, NCSU
 B Foots Dickerson, VT
 B Bill Guckeyson, MD
 B Don Jackson, UNC
 B Ace Parker, Duke

1936

E Andy Bershak, UNC
 E Bob King, FUR
 T Joe Brunansky, Duke
 T Joe Caldwell, Duke
 G Jim Farley, VMI
 G Dick Johnston, DAV
 C Dan Hill Jr., Duke
 B Bill Guckeyson, MD
 B Elmore Hackney, Duke
 B Jim Hutchins, UNC
 B Ace Parker, Duke

1937

E Andy Bershak, UNC
 E Herb Hudgins, Duke
 T Henry Bartos, UNC
 T Joe Brunansky, Duke
 G Woody Lipscomb, Duke
 G Elmer Wreen, UNC
 C Charlie Woods, CLEM
 B Elmore Hackney, Duke
 B Crowell Little, UNC
 B Jim Meade, MD
 B Paul Shu, VMI

1938

E Gus Goins, CLEM
 E Bolo Perdue, Duke
 T Ed Coon, NCSU
 T Steve Maronic, UNC
 G Louis Trunzo, WFU
 G Fred York, Duke
 C Dan Hill Jr., Duke
 B Bob O'Mara, Duke
 B Paul Shu, VMI
 B George Stirnweiss, UNC
 B Eric Tipton, Duke

1939

E Joe Blalock, CLEM
 E Paul Severin, UNC
 T Dick Boisseau, W&M
 T Rupert Pate, WFU
 G Allen Johnson, Duke
 G Frank Ribar, Duke
 C Ed Merrick, UR
 B George McAfee, Duke
 B Banks McFadden, CLEM
 B Roten Shetley, FUR
 B George Stirnweiss, UNC

1940

E Joe Blalock, CLEM
 E Paul Severin, UNC
 T Andy Fronczek, UR
 T Tony Ruffa, Duke
 G Bill Faircloth, UNC
 C Alex Winterspoon, Duke
 C Bob Barnett, Duke
 B Tony Gallovich, WFU
 B Steve Lach, Duke
 B Jim Lelanne, UNC
 B Charlie Timmons, CLEM

1941

E Joe Blalock, CLEM
 E Bob Gantt, Duke
 T George Fritts, CLEM
 T Mike Karmazin, Duke
 G Carl Givler, WFU
 G Garrard Ramsey, W&M
 C Bob Barnett, Duke
 B Harvey Johnson, W&M
 B Steve Lach, Duke
 B Stan Stasica, USC
 B Charlie Timmons, CLEM

1942

E Bob Gantt, Duke
 E Glen Knox, W&M
 T Marvin Bass, W&M
 T Pat Preston, WFU
 G Tom Burns, Duke
 G Garrard Ramsey, W&M
 C Lou Sossamon, USC
 B John Cochran, WFU
 B Tom Davis, Duke
 B Harvey Johnson, W&M
 B Joe Muha, VMI

1943

E Ben Cittadino, Duke
 E Ray Poole, UNC
 T John Maskas, UNC
 T Pat Preston, Duke
 G Bill Milner, Duke
 G Jamie Myers, Duke
 C Bill Starford, WFU
 B Tom Davis, Duke
 B Buddy Jumper, Duke
 B Hosea Rodgers, UNC
 B Nick Sacrinty, WFU

1944

E Dave Harris, WFU
 E Pat Thrash, USC
 T John Kerns, WFU
 T George Owen, WFU
 G John Clowes, W&M
 G Ernie Knotts, Duke
 C Ralph Jenkins, CLEM
 B Elmer Barbour, WFU
 B Gordon Carver, Duke
 B Tom Davis, Duke
 B Howard Turner, NCSU

1945

E Dave Harris, WFU
 E Kelley Mote, Duke
 T Chi Mills, VMI
 T Knox Ramsey, W&M
 G Charley Garrison, WFU
 G Ernie Knotts, Duke
 C Ralph Jenkins, CLEM
 B Lynn Chewing, VMI
 B George Clark, Duke
 B Nick Sacrinty, WFU
 B Howard Turner, NCSU

1946

E Bill Chipley, W&L
 E Kelley Mote, Duke
 T Al DeRogatis, Duke
 T John Maskas, VT
 G Bill Milner, Duke
 G Knox Ramsey, W&M
 C Bryant Meeks, USC
 B Jack Cloud, W&M
 B Charlie Justice, UNC
 B Nick Sacrinty, WFU
 B Howard Turner, NCSU

1947

E Bob Steckroth, W&M
 E Art Weiner, UNC
 T Chi Mills, VMI
 T Len Szafaryn, UNC
 G Knox Ramsey, W&M
 G Ed Royston, WFU
 C Tommy Thompson, W&M
 B Jack Cloud, W&M
 B Fred Fogler Jr., Duke
 B Lou Gambino, MD
 B Charlie Justice, UNC

1948

E John O'Quinn, WFU
 E Art Weiner, UNC
 T Louis Allen, Duke
 T Len Szafaryn, UNC
 G Frank Gillespie, CLEM
 G Bernie Watts, NCSU
 C Tommy Thompson, W&M
 B Jack Cloud, W&M
 B Bobby Gage, CLEM
 B Bill Gregus, WFU
 B Charlie Justice, UNC

1949

E Vito Ragazzo, W&M
 E Art Weiner, UNC
 T Louis Allen, Duke
 T Ray Krouse, MD
 G Bob Hughes, W&M
 G Charlie Musser, NCSU
 C Irwin Holdash, UNC
 B Fred Cone, CLEM
 B Billy Cox, Duke
 B Bill Gregus, WFU
 B Charlie Justice, UNC
 B Buddy Lex, W&M
 B Steve Wadiak, USC

1950

E Glenn Smith, CLEM
 E Elmer Wingate, MD
 T Elmer Costa, NCSU
 T Jim Staton, WFU
 G Bob Auffarth, WFU
 G Bob Ward, MD
 C Irwin Holdash, UNC
 B Gil Bocetti, W&L
 B Fred Cone, CLEM
 B Billy Cox, Duke
 B Steve Wadiak, USC

1951

E Jack Lewis, WFU
 E Glenn Smith, CLEM
 T Elmer Costa, NCSU
 T Bill George, WFU
 G Joe Dudeck, UNC
 G Bob Ward, MD
 C Larry Smith, USC
 B Gil Bocetti, W&L
 B Ed Mioduszewski, W&M
 B Ed Modzelewski, MD
 B Steve Wadiak, USC

1952

E Jack Lewis, WFU
 E Howard Pitt, Duke
 T Ben Dunckerley, WVU
 T Stan Jones, MD
 G Linwood Cox, W&M
 G Truet Grant, Duke
 C Louis Tepe, Duke
 B Bill Brehaney, VMI
 B Worth Lutz, Duke
 B Ed Mioduszewski, W&M
 B Jack Scarbath, MD

1953

E Richie Gaskell, GWU
 E Bill Marker, WVU
 T Bruce Bosley, WVU
 T George Parozzo, W&M
 G Gene Lamone, WVU
 G Vince Perone, FUR
 C Steve Korcheck, GWU
 B Tommy Allman, WVU
 B Bill Bowman, W&M
 B Johnny Mapp, VMI
 B Freddy Wyant, WVU

1954

E Billy Hillen, WVU
 E Tom Petty, VT
 T Bruce Bosley, WVU
 T George Preas, VT
 G Gene Lamone, WVU
 G Webster Williams, FUR
 C Chick Donaldson, WVU
 B Dickie Beard, VT
 B Joe Marconi, WVU
 B Johnny Popson, FUR
 B Freddy Wyant, WVU

1955

E Walt Brodie, W&M
 E Paul Thompson, GWU
 T Bruce Bosley, WVU
 T Bob Lusk, W&M
 G Gene Lathey, WVU
 G Jim Locke, VT
 C Jack Prater, VT
 B Bob Moss, WVU
 B Frank Paiczkowski, UR
 B Mike Sommer, GWU
 B Freddy Wyant, WVU

1956

E Walt Brodie, W&M
 E Paul Thompson, GWU
 T Dave Liddick, GWU
 T Bill Underdonk, WVU
 G Gene Lathey, WVU
 G Joe Nicely, WVU
 C Chuck Howley, WVU
 B Larry Krutko, WVU
 B Jim Lugar, VT
 B Charlie Sidwell, W&M
 B Sam Woolwine, VMI

1957

E Paul Maguire, CIT
 E Larry Peccatiello, W&M
 T Jim McFalls, VMI
 T Elliot Shaubach, W&M
 G Lou Farmer, VMI
 G Chuck Howley, WVU
 C Bill Rush, W&M
 B Bobby Jordan, VMI
 B Bob Schwarze, CIT
 B Mike Sommer, GWU
 B Sam Woolwine, VMI

1958

E Carroll Dale, VT
 E Ray Siminski, FUR
 T Jim McFalls, VMI
 T Ed Rutsch, GWU
 G Dick Cleveland, CIT
 G Bob Frulla, GWU
 C Jerry Borst, VMI
 B Ted Colna, GWU
 B Billy Holsclaw, VT
 B Sam Horner, VMI
 B Dick Longfellow, WVU

1959

E Carroll Dale, VT
 E Paul Maguire, CIT
 T Pat Lamberti, UR
 T Mike Lashley, W&M
 G Bill Lopasky, WVU
 G Mike Zeno, VT
 C Ron DeMelf, GWU
 B Dave Ames, UR
 B Howard Dyer, VMI
 B Alger Pugh, VT
 B Sam Horner, VMI

1960

E Bob Coolbaugh, UR
 E Andy Guida, GWU
 T Harry Rakowski, CIT
 T Allen Whittier, VT
 G Lou Shuba, VMI
 G Mike Zeno, VT
 C George Garrison, CIT
 B Tom Campbell, FUR
 B Howard Dyer, VMI
 B Don Kern, VMI
 B Earl Stoudt, UR

1961

E Bill Gilgo, CIT
 E Andy Guida, GWU
 T Gene Breen, VT
 T Bill Winter, WVU
 G Eric Erdossy, W&M
 G Keith Melenzyer, WVU
 C Don Christian, UR
 B Tom Campbell, FUR
 B Dick Drummond, GWU
 B Earley Eastburn, CIT
 B Earl Stoudt, UR

1962

E Charlie Brendle, CIT
 E Gene Heeter, WVU
 T John Sapinsky, W&M
 T Bill Welsh, VMI
 G Newt Green, VT
 G Bob Soleau, W&M
 C Pete Goimarac, WVU
 B Dick Drummond, GWU
 B Glenn Holton, WVU
 B Elliott Keller, FUR
 B Jerry Yost, WVU

1963

E Pete Emelianchik, UR
 E Vince Petno, CIT
 T Gene Breen, VT
 T Bill Welsh, VMI
 G Newt Green, VT
 G Bob Soleau, W&M
 C Pete Goimarac, WVU
 B Dick Drummond, GWU
 B Bob Schweickert, VT
 B Kenny Stoudt, UR
 B Sonny Utz, VT

1964

Offense
 E John Hilton, UR
 E Tommy Marvin, VT
 T Jeff Craig, W&M
 T Doug McNeil, GWU
 G Joe Missar, CIT
 G Craig Smith, W&M
 C Gary Barnette, WVU
 B Mike Lane, CIT
 B Garry Lyle, GWU
 B Bob Schweickert, VT
 B Sonny Utz, VT

1964

Defense
 E George Pearce, W&M
 E Bill Sullivan, WVU
 T Doug McNeil, GWU
 T John Turner, VMI
 LB Joe Missar, CIT
 LB Ken Whitley, VT
 LB Don Young, WVU
 B Fred D'Orazio, GWU
 B Mike Patterson, VMI
 B Joe Stromick, UR
 B Scott Swan, W&M

1965

Offense
 E Bob Dunlevy, WVU
 E George Pearce, W&M
 T Steve Lapko, GWU
 T Stan Lysick, WVU
 G Doug McNeil, GWU
 G Ray Tate, UR
 C Tom Feola, W&M
 B Dave Alexander, ECU
 B Garrett Ford, WVU
 B Mike Holloran, GWU
 B Dick Leftridge, WVU

1965

Defense
 E Pack Hindsley, DAV
 E Bill Sullivan, WVU
 T Tony Buccino, W&M
 T John Turner, VMI
 LB Bob Gadkowski, W&M
 LB Bob Schmalzreidt, VMI
 LB Billy Turner, FUR
 B Francis Grant, CIT
 B Tom Metz, GWU
 B Jim Lofrese, W&M
 B Dave Sprinkle, DAV

ALL-CONFERENCE TEAMS



1966

Offense
 E Chuck Alberston, W&M
 E Robbie Hahn, FUR
 T Bob Andrews, UR
 T Denny Williamson, WVU
 G Walter Bostic, ECU
 G Brad Cashman, GWU
 C Johnny Crew, ECU
 B Garrett Ford, WVU
 B Steve Molnar, WVU
 B Jimmy Poole, DAV
 B Larry Zurich, UR

Defense

E Bob Gadkowski, W&M
 E Norm Neverson, GWU
 T Kevin Moran, ECU
 T Joe Neilson, W&M
 MG Dave Delgado, UR
 LB Adin Brown, W&M
 LB Baker Brown, WVU
 LB Bob Schmalzreidt, VMI
 B Robert Ellis, ECU
 B Cal McCombs, CIT
 B John Mallory, WVU

1967

Offense
 E Jim Cavanaugh, W&M
 E Walker Gillette, UR
 T Brad Cashman, W&M
 T Kevin Moran, ECU
 G Bob Biddle, VMI
 G Terry Crum, UR
 C Robbie Patterson, FUR
 B Butch Colson, ECU
 B Bob Habsevich, VMI
 B Neal Hughes, ECU
 B Jimmy Poole, DAV

Defense

E Bob Gadkowski, W&M
 E Danny Williamson, WVU
 T Dave Delgado, UR
 T George Henshaw, WVU
 MG Carl Crennell, WVU
 LB Adin Brown, W&M
 LB Bob Schmalzreidt, VMI
 LB John Small, CIT
 B Joe Isaac, CIT
 B John Mallory, WVU
 B Chip Young, W&M

1968

Offense
 E Walker Gillette, UR
 E Mike Kelly, DAV
 T Ralph Beatty, W&M
 T Wayne Fowler, UR
 G Bob Biddle, VMI
 G Ben Grieb, ECU
 C Bob Herb, W&M
 B Jim McMillian, CIT
 B Terry Morton, W&M
 B Buster O'Brien, UR
 B Gordon Slade, DAV

Defense

E Mel Medved, UR
 E Buzz Montsinger, UR
 E Jim Rathbun, CIT
 T Don Tyson, ECU
 T Eddie Watkins, CIT
 MG Dick Irvin, UR
 MG Burt Waite, W&M
 LB Ken Diaz, CIT
 LB Pat Turchetta, UR
 B Jim Barton, W&M
 B Joe Isaac, CIT
 B Kerr Kump, VMI
 B Winston Whitehead, UR

1969

Offense
 E Walker Gillette, UR
 E Mike Kelly, DAV
 T Wayne Fowler, UR
 T Marion Glover, CIT
 G Terry Esterkamp, DAV
 G Creig Tyler, CIT
 C Bob Herb, W&M
 B Bob Duncan, CIT
 B Charlie Richards, UR
 B Gordon Slade, DAV
 B Billy Wightman, ECU
 K Ed Terry, DAV

Defense

E Mel Medved, UR
 E Buzz Montsinger, UR
 T John Barelli, UR
 T Bruce Kasardo, UR
 T George Wheeler, ECU
 MG Dick Irvin, UR
 LB John Small, CIT
 LB Pat Turchetta, UR
 B Phil Bryan, CIT
 B Tom Duffey, W&M
 B Whit Morrow, DAV
 B Winston Whitehead, UR

1970

Offense
 E Dick Corrada, ECU
 E Jim Livesay, UR
 T Peyton Barton, FUR
 T Brian Bitton, UR
 T Butch Kersey, FUR
 G Don Dease, CIT
 G Jackson Neall, W&M
 C Bob Herb, W&M
 B Bob Duncan, CIT
 B Mike Mikolayunas, DAV
 B Phil Mosser, W&M
 B Charlie Richards, UR
 B Don Cupit, VMI

Defense

E Jim Lee, CIT
 E Pat Morris, UR
 T John Barelli, UR
 T Bruce Dasarda, UR
 T Rich Peeler, ECU
 LB Wally Ake, W&M
 LB Chuck Cross, FUR
 B Ray Easterling, UR
 B Jim King, CIT
 B Paul Scolaro, W&M
 B Jeff Varnadoe, CIT

1971

Offense
 E Brian Baima, CIT
 E David Knight, W&M
 T Mike Davitt, CIT
 T Pete Ramsey, VMI
 G Pat Hutto, CIT
 G Jackson Neall, W&M
 C Bob Conrad, UR
 B Jon Hall, CIT
 B Harry Lynch, CIT
 B Phil Mosser, W&M
 B Barty Smith, UR
 K Keith Clark, UR

Defense

E John Nugent, UR
 E David Shi, FUR
 T Milt Ignatius, UR
 T Rich Peeler, ECU
 MG Keith Dooley, UR
 LB Pat Kelly, UR
 LB Monty Kiernan, ECU
 B Ray Easterling, UR
 B Jack Patterson, ECU
 B Paul Scolaro, W&M
 B Jeff Varnadoe, CIT

1972

Offense
 TE Stan Eure, ECU
 WR David Knight, W&M
 WR Walt Walker, DAV
 T Andy Dearman, VMI
 T Dan Utley, FUR
 G Greg Troupe, ECU
 G Stan Victor, W&M
 C Joe Montgomery, W&M
 B Carlester Crumpler, ECU
 B Billy Meyers, UR
 B Carl Summerell, ECU
 K Terry Regan, W&M

Defense

E Ronnie Chappell, W&M
 E John Nugent, UR
 T Ron Reynolds, APP
 T Norman Seabrooks, CIT
 LB Pat Kelly, UR
 LB Danny Kepley, ECU
 LB Neal Rumble, CIT
 B Bob Loprete, UR
 B Rusty Markland, ECU
 B Vince Perone Jr., FUR
 B Paul Scolaro, W&M
 P Jay Jones, UR

1973

Offense
 TE Dick Pawlewicz, W&M
 WR Stan Eure, ECU
 WR Walt Walker, DAV
 T Andy Dearman, VMI
 T Dan Utley, FUR
 G Jim Amrhein, UR
 G Greg Troupe, ECU
 C Joe Montgomery, W&M
 QB Carl Summerell, ECU
 RB Carlester Crumpler, ECU
 RB Barty Smith, UR
 K Jim Woody, ECU

Defense

E Cary Godette, ECU
 E Lee Pearson, UR
 T Vic Moye, UR
 T Ron Reynolds, APP
 G Tony Cicoria, CIT
 LB Pat Kelly, UR
 LB Danny Kepley, ECU
 B Bob Loprete, UR
 B Mike Myrick, ECU
 B Vince Perone Jr., FUR
 B Gene Williams, VMI
 P Russell Brown, W&M

1974

Offense
 TE Dick Pawlewicz, W&M
 WR Mike Mahoney, UR
 WR Ronnie Moore, VMI
 T Rick Bennett, ECU
 T Buddy Parrish, CIT
 G Andy Dearman, VMI
 G Jimbo Walker, ECU
 C Doug Hines, VMI
 QB Bill Deery, W&M
 RB Andrew Johnson, CIT
 RB Ronnie Norman, VMI
 RB Bill Schink, ECU
 K Jerry Harmon, APP

Defense

E Bill Anderson, FUR
 E Butch Strawderman, ECU
 T Kenny Moore, ECU
 T Ace Owens, UR
 MG Fred Snipes, APP
 LB Danny Kepley, ECU
 LB Brian Ruff, CIT
 B Jim Bolding, ECU
 B Larry McKenzie, APP
 B Vince Perone Jr., FUR
 B Mike Stewart, W&M
 P Joe Parker, APP

1975

Offense
 TE Dickie Regan, CIT
 WR Ronnie Moore, VMI
 T Rodney Elam, UR
 T Andre Staton, APP
 G Jimbo Walker, ECU
 G Tom Sofield, APP
 G Gill Beck, APP
 QB Robbie Price, APP
 RB Emmitt Hamilton, APP
 RB Larry Robinson, FUR
 RB Kenny Strayhorn, ECU
 K Gary Davis, APP

Defense

E Cary Godette, ECU
 E Mike Copley, UR
 T Willie Bryant, ECU
 T Dickie Childress, UR
 LB Larry Anderson, FUR
 LB Harold Randolph, ECU
 LB Brian Ruff, CIT
 B Jim Bolding, ECU
 B Ralph Ferguson, CIT
 B Mark Gordon, FUR
 B Quinton McKinney, APP
 P Joe Parker, APP

1976

Offense
 TE Ken Cloud, W&M
 WR Dennis Holt, APP
 WR Tommy Southard, FUR
 T Ed Glackin, VMI
 T Jeff Holcomb, FUR
 G Wayne Bolt, ECU
 G Andre Staton, APP
 C Gill Beck, APP
 QB Tom Rozantz, W&M
 RB Eddie Hicks, ECU
 RB Andrew Johnson, CIT
 RB Jim Kruis, W&M
 K Pete Conaty, ECU

Defense

E Cary Godette, ECU
 E Bruno Schmalhofer, W&M
 T Jack Dove, ECU
 T Ned Stephanovich, VMI
 LB Larry Anderson, FUR
 LB Harold Randolph, ECU
 LB Brian Ruff, CIT
 B Jim Bolding, ECU
 B Ralph Ferguson, CIT
 B Gerald Hall, ECU
 B Reggie Pinkney, ECU
 P Joe Parker, APP

1977

Offense
 TE Brette Simmons, FUR
 WR Mike Riley, CIT
 WR Wayne Tolleson, WCU
 T Ken Cadle, FUR
 T Paul Edmondson, UTC
 G Joe Petosa, UTC
 G Tom Replogie, VMI
 C Gill Beck, APP
 QB Mike Pusey, WCU
 RB Andre Gibson, VMI
 RB Darrell Lipford, WCU
 K Craig Jones, VMI

Defense

E Greg Arnett, VMI
 E Bobby Church, FUR
 T Ronnie Powe, UTC
 T Ned Stephanovich, VMI
 G Tony Sparks, CIT
 LB Kenny Caldwell, CIT
 LB Glen Jones, VMI
 B Russell Gambrell, FUR
 B Paul Gillis, CIT
 B Gary McNeal, VMI
 B Kenny Mitchell, UTC
 P Greg Cater, UTC

1978

Offense
 TE Brette Simmons, FUR
 WR Rick Beasley, APP
 WR Gerald Harp, WCU
 T Bob Bookmiller, VMI
 T Paul Edmondson, UTC
 G Joe Petosa, UTC
 G Robbie Vannoy, WCU
 C Rickey Young, FUR
 QB David Henderson, FUR
 RB Scott McConnell, APP
 RB Mark Stowers, FUR
 K Craig Jones, VMI

Defense

E George Alston, WCU
 E Frank Jordan, UTC
 E Sami Killman, APP
 T Jacob Burney, UTC
 T Kevin Morgan, FUR
 MG Ty Smith, WCU
 LB Kenny Caldwell, CIT
 LB Pat Murphy, APP
 B Willie Carpenter, WCU
 B Russell Gambrell, FUR
 B Paul Gillis, CIT
 B Thomas Gunn, WCU
 P Greg Cater, UTC

1979

Offense
 TE Orion Rust, CIT
 WR Rick Beasley, APP
 WR Gerald Harp, WCU
 T John Burke, CIT
 T Doug Patterson, UTC
 T John Shuman, VMI
 G David Kreber, CIT
 G Roderick Moore, UTC
 C Paul Wright, UTC
 QB Mark Hutseil, ETSU
 RB Floyd Allen, VMI
 RB Gwain Durden, UTC
 K Craig Jones, VMI

Defense

E Mike Adams, CIT
 E Frank Jordan, UTC
 E Jeff Snipes, FUR
 T Jacob Burney, UTC
 T Kevin Morgan, FUR
 T Bobby Peche, WCU
 LB Bruce Ghesling, FUR
 LB Alfonso McCloud, UTC
 LB Ralph Ferguson, CIT
 B Walt Bellamy, VMI
 B Willie Carpenter, WCU
 B Paul Gillis, CIT
 B Jay Megna, ETSU
 P Greg Cater, UTC

1980

Offense
 TE Eddie McGill, WCU
 WR Rick Beasley, APP
 WR Gerald Harp, WCU
 T Charlie Anderson, FUR
 T Richard Farrier, CIT
 G Mike Coleman, FUR
 G John Olson, APP
 C Robert Lee, UTC
 QB Steve Brown, APP
 RB Floyd Allen, VMI
 RB Mike Glenn, FUR
 RB Stump Mitchell, CIT
 K Barry Childers, MAR

Defense

E Dale McLarty, CIT
 E Jerry Moses, APP
 E Jeff Snipes, FUR
 T Jacob Burney, UTC
 T Kevin Morgan, FUR
 LB Bruce Ghesling, FUR
 LB Ricky Smith, WCU
 LB Willie Yates, UTC
 B Chris Buono, FUR
 B Mike Eden, VMI
 B Mike Hunt, UTC
 B Jeff Vincent, APP
 P John Johnson, FUR

1981

Offense
 TE Byron Lee, FUR
 WR Jeff Dean, WCU
 T Charlie Anderson, FUR
 T Steve Lloyd, FUR
 T Curtis Rouse, UTC
 G Mike Coleman, FUR
 G Jay Lasek, VMI
 C Austin Beckham, VMI
 QB Tim Sorrells, FUR
 RB Floyd Allen, VMI
 RB Stanford Jennings, FUR
 RB Danny Miller, CIT
 K Tim Tanguay, FUR
 B Donnie Cook, ETSU
 B Mike Hunt, UTC
 B Carl Lee, MAR

Defense

E Felix Andrews, FUR
 E Wade Foltz, VMI
 T Sedrick Brown, CIT
 T Willie Little, UTC
 NG Jim Ettari, CIT
 LB Bruce Ghesling, FUR
 LB Melvin Rucker, VMI
 B Bruce Alexander, CIT
 B Jeff Burke, FUR
 B Donnie Cook, ETSU
 B Mike Hunt, UTC
 B Carl Lee, MAR
 P John Johnson, FUR

1982
Offense
TE Tom Radle, VMI
WR Eric Rasheed, WCU
T Greg Hochstetler, UTC
T Joe Pipczynski, CIT
G Mike Coleman, FUR
G Jay Lasek, VMI
C Briggs Taylor, FUR
QB Ronnie Nixon, WCU
RB Anthony James, WCU
RB Stanford Jennings, FUR
RB Alvin Parker, APP
K Dean Biasucci, WCU
Defense
E Joey Abbney, UTC
E Louis Cooper, WCU
T Jim Ettari, CIT
T Willie Little, UTC
NG Troy Phillips, FUR
LB Billy Hall, FUR
LB Melvin Rucker, VMI
B Mark Bridgman, FUR
B Donnie Cook, ETSU
B Carl Lee, MAR
B Gib McEachran, FUR
P Jon Howell, UTC

1983
Offense
TE Bill West, CIT
WR Eric Rasheed, WCU
T Paul Johannessen, FUR
T Mike Nease, UTC
G Ed Boyd, APP
G Dan Sleat, FUR
C Steve Taylor, WCU
QB David Charpia, FUR
RB Melvin Dorsey, WCU
RB Larry Fourqurean, MAR
RB Stanford Jennings, FUR
K Dean Biasucci, WCU
Defense
E Bernard Jones, WCU
E Steve Kurtz, UTC
T Mark Buffamoyer, WCU
T Bob Standifer, UTC
LB Buck Coatney, FUR
LB Ricky Pate, WCU
LB Glen Richardson, UTC
B Glenn Bates, MAR
B Mark Bridgman, FUR
B Ernest Gibson, FUR
B Tiger Greene, WCU
P Pat Velarde, MAR

1984
Offense
TE Fred Johnson, CIT
TE Steve Panoram, VMI
WR Victor Frazier, CIT
WR Eric Rasheed, WCU
T Jim Gabrish, CIT
T Mike Herndon, WCU
G Ed Boyd, APP
G Brent Johnson, UTC
C Steve Taylor, WCU
QB Jeff Gilbert, FUR
RB Artis Edwards, UTC
RB Robbie Gardner, FUR
K Kirk Roach, WCU
Defense
E Louis Cooper, WCU
E David Ferrell, ETSU
T Mark Buffamoyer, WCU
T Bob Standifer, UTC
MG Randall Mitchell, UTC
LB Rock Hurst, FUR
LB Glen Richardson, UTC
B Tiger Greene, WCU
B David McCrary, UTC
B Jerome Norris, FUR
B Gary Zingler, ETSU
P Steve Kornegay, WCU

1985
Offense
TE Alonzo Carmichael, WCU
WR Chas Fox, FUR
WR Lee Glaze, CIT
T Mike Calloway, APP
T Jim Gabrish, CIT
G Brent Johnson, UTC
G Charles Stephenson, WCU
C Gene Reeder, FUR
QB Bobby Lamb, FUR
RB Brian Jager, FUR
RB John Settle, APP
K Kirk Roach, WCU
Defense
E Chris Melick, APP
E Clyde Simmons, WCU
T Anthony Downs, APP
T Mike Makens, UTC
MG Randall Mitchell, UTC
LB Dino Hackett, APP
LB Glen Richardson, UTC
B Phillip Aldridge, FUR
B Mike Mayo, VMI
B Struggy Smith, APP
B Steve Squire, FUR
P George Cimadevilla, ETSU

1986
Offense
TE Alonzo Carmichael, WCU
WR Mike Barber, MAR
WR Vincent Nowell, WCU
T Mike Calloway, APP
T Mark Cook, ETSU
G Alex Albert, FUR
G Steve Hall, WCU
C Sam Manos, MAR
QB Willie Perkins, WCU
RB Robbie Gardner, FUR
RB John Settle, APP
K Kirk Roach, WCU
Defense
L Anthony Down, APP
L Phillip Ferguson, FUR
L Mike Makins, UTC
L Scott Thompson, CIT
LB Cedric Felton, APP
LB Darryl Gardner, FUR
LB Willie Greenway, UTC
LB Jimmy Armstrong, APP
B Fred Davis, WCU
B Jerome Norris, FUR
B Steve Squire, FUR
P George Cimadevilla, ETSU

1987
Offense
TE Sean Doctor, MAR
WR Mike Barber, MAR
WR Vincent Nowell, WCU
T Fe Cowan, FUR
T James Hardman, APP
G Alex Albert, FUR
G Steve Hall, WCU
C Terry Poore, APP
QB Tony Petersen, MAR
RB John Bagwell, FUR
RB Ron Darby, MAR
K Kirk Roach, WCU
Defense
L Tony Bowick, UTC
L Anthony Downs, APP
L Phillip Ferguson, FUR
L Scott Thompson, CIT
LB Kenny Blaknell, APP
LB Zach Ervin, UTC
LB Darryl Gardner, FUR
B Derrick Harris, ETSU
B Mike Mayo, VMI
B Mark Snyder, MAR
B Reggie Solomon, UTC
P Tony Cox, APP

1988
Offense
TE Sean Doctor, MAR
WR Mike Barber, MAR
WR Mark Stock, VMI
T Fe Cowan, FUR
T Derrick Graham, APP
G Carlos Avalos, CIT
G John Halford, MAR
C Steve Duggan, FUR
QB Gene Brown, CIT
QB John Gregory, MAR
RB Ron Darby, MAR
RB Adrian Johnson, CIT
K Bjorn Nittmo, APP
Defense
L Tony Bowick, UTC
L Kelly Fletcher, FUR
L Geno Segers, WCU
L Jimmy Snowden, APP
LB Jeff Blankenship, FUR
LB Willie Greenway, UTC
LB Pete Long, CIT
B J.D. Cauten, CIT
B Julius Dixon, FUR
B Toussaint Kennedy, WCU
B Mike Lowman, UTC
P Billy Smith, UTC

1989
Coaches
Offense
TE Eric Ihnat, MAR
TE Greg Key, FUR
WR Phillip Florence, CIT
WR Andre Motley, MAR
T David Ewart, ETSU
T Derrick Graham, APP
G David Adams, FUR
G Ricky Bray, UTC
C Steve Duggan, FUR
QB John Gregory, MAR
RB Ritchie Melchor, APP
RB George Searcy, ETSU
K Dewey Klein, MAR
Defense
OLB Kelly Fletcher, FUR
OLB Chris Roper, FUR
L Troy Boeck, UTC
L Allen Edwards, FUR
L Brian Pitts, FUR
ILB Junior Jackson, UTC
ILB Kevin Kendrick, FUR
B Keith Collins, APP
B Gary Dandridge, APP
B Derrick Harris, ETSU
B Pat Turner, FUR
P Pumpu Tudors, UTC

1989
Media
Offense
TE Eric Ihnat, MAR
WR Phillip Florence, CIT
WR Andre Motley, MAR
T Rick Brodsky, CIT
T Derrick Graham, APP
G David Adams, FUR
G Ricky Bray, UTC
C Steve Duggan, FUR
QB Frankie DeBusk, FUR
RB James Roberts, UTC
RB George Searcy, ETSU
K Dewey Klein, MAR
Defense
L Troy Boeck, UTC
L Kelly Fletcher, FUR
L Avery Hall, APP
L Brian Pitts, FUR
LB Junior Jackson, UTC
LB Kevin Kendrick, FUR
LB Chris Roper, FUR
B Keith Collins, APP
B Gary Dandridge, APP
B Pat Turner, FUR
B Derrick Willis, UTC
P Pumpu Tudors, UTC

1990
Coaches
Offense
TE Eric Ihnat, MAR
WR Donald Lipscomb, FUR
WR Andre Motley, MAR
T David Ewart, ETSU
T Kyle Lowery, FUR
G DeRhon Robinson, CIT
G Eric Walter, FUR
C Steve Duggan, FUR
QB Frankie DeBusk, FUR
RB Derrick Hollins, ETSU
RB Carl Tremble, FUR
K Mike Shoun, ETSU
Defense
E Tony Hill, UTC
E Rico Mack, APP
L Troy Boeck, UTC
L Allen Edwards, FUR
L Avery Hall, APP
ILB Kevin Kendrick, FUR
ILB J.J. Davis, CIT
ILB Dwayne Pelham, FUR
B Brance Draine, UTC
B Derek Grier, MAR
B Lester Smith, CIT
B Ivan Johnson, FUR
B Lester Smith, CIT
P Pumpu Tudors, UTC

1990
Media
Offense
TE Eric Ihnat, MAR
WR Donald Lipscomb, FUR
WR Andre Motley, MAR
T Kyle Lowery, FUR
T Greg Barnette, APP
T Carey Cash, CIT
G DeRhon Robinson, CIT
G Eric Walter, FUR
C Steve Duggan, FUR
QB Frankie DeBusk, FUR
RB Derrick Hollins, ETSU
RB Carl Tremble, FUR
K Rodney Allen, UTC
Defense
L Troy Beck, UTC
L Allen Edwards, FUR
L Billy Glanton, UTC
L Tony Hill, UTC
LB J.J. Davis, CIT
LB Kevin Kendrick, FUR
LB Rico Mack, APP
B Joe Chirico, MAR
B Brance Draine, UTC
B Jason Grant, FUR
B Ivan Johnson, FUR
P Pumpu Tudors, UTC

1991
Coaches
Offense
TE Paul Siffri, FUR
WR Donald Lipscomb, FUR
WR Brian Dowler, MAR
WR Shoun Habersham, UTC
T Carey Cash, CIT
T Madison Sayre, MAR
G Kitt Hill, APP
G Eric Walter, FUR
C Lorenzo Carpenter, VMI
QB Michael Payton, MAR
RB Chip Hooks, APP
RB Carl Tremble, FUR
K Andrew Burr, FUR
Defense
E Albert Luke, UTC
E Rico Mack, APP
L Allen Edwards, FUR
L Avery Hall, APP
L Mike Perfetti, VMI
ILB Murphy Duckett, ETSU
ILB Kota Suttle, FUR
B Gary Dandridge, APP
B Mike Ratcliff, FUR
B Lester Smith, CIT
B Jackie Washington, UTC
P Harold Alexander, APP

1991
Media
Offense
TE Paul Siffri, FUR
WR Brian Dowler, MAR
WR Donald Lipscomb, FUR
T Carey Cash, CIT
T Kyle Lowery, FUR
G Phil Ratliff, MAR
G Eric Walter, FUR
C Lorenzo Carpenter, VMI
QB Michael Payton, MAR
RB Chip Hooks, APP
RB Carl Tremble, FUR
K Dewey Klein, MAR
Defense
L Allen Edwards, FUR
L Avery Hall, APP
L Ryan Livezey, FUR
L Mike Perfetti, VMI
LB Rico Mack, APP
LB Donahue Stephenson, MAR
LB Kota Suttle, FUR
B Gary Dandridge, APP
B Derek Grier, MAR
B Lester Smith, CIT
B Jackie Washington, UTC
P Harold Alexander, APP

1992
Coaches
Offense
TE Mike Bartrum, MAR
WR Troy Brown, MAR
WR Craig Aiken, WCU
T Carey Cash, CIT
T Johnny McKee, MAR
G Todd Harkins, WCU
G Phil Ratliff, MAR
C Lorenzo Carpenter, VMI
QB Michael Payton, MAR
RB Carl Tremble, FUR
RB Everette Sands, CIT
KR Kerry Hayes, WCU
K Rodney Allen, UTC
Defense
E Ryan Livezey, FUR
E Rico Mack, APP
L Avery Hall, APP
L Tony Johnson, WCU
L Keenan Rhodes, MAR
ILB Kota Suttle, FUR
ILB Brent David, APP
B Lester Smith, CIT
B Willie Williams, WCU
B Torrence Forney, CIT
B Julius Grant, WCU
P Harold Alexander, APP

1992
Media
Offense
TE Mike Bartrum, MAR
WR Troy Brown, MAR
WR Craig Aiken, WCU
T Carey Cash, CIT
T Chris Deaton, MAR
G Phil Ratliff, MAR
G Lance Hansen, CIT
C Lorenzo Carpenter, VMI
QB Michael Payton, MAR
RB Carl Tremble, FUR
RB Everette Sands, CIT
KR Kerry Hayes, WCU
K Rodney Allen, UTC
Defense
L Avery Hall, APP
L Sean Swoope, APP
L Ryan Livezey, FUR
L Byron Litton, MAR
and Milan Sterling, FUR
LB Kota Suttle, FUR
LB Rico Mack, APP
LB Shannon King, MAR
B Lester Smith, CIT
B Torrence Forney, CIT
B Willie Williams, WCU
B Andre Worrell, FUR
P Harold Alexander, APP

ALL-CONFERENCE TEAMS



1993
Coaches
Offense
TE Andrew Jordan, WCU
WR Jeff Johnson, ETSU
WR Craig Aiken, WCU
T Chris Deaton, MAR
T Thomas Jackson, WCU
G Trevor Thomas, MAR
G Miguel Ayoub, GSU
C Wes Greenwell, WCU
QB Todd Donnan, MAR
RB Chris Parker, MAR
RB Everette Sands, CIT
KR Kerry Hayes, WCU
K Reed Haley, GSU
Defense
E Ryan Livezey, FUR
E Rodney Garrett, MAR
L Alex Mash, GSU
L Tony Johnson, WCU
L Mike Hardy, FUR
ILB William King, MAR
ILB Milan Sterling, FUR
DB Andre Worrell, FUR
DB Julius Grant, WCU
DB Roger Johnson, MAR
DB Shawn Austin, GSU
P Ronnie McCutchan, FUR

1993
Media
Offense
TE Demarko Kemp, UTC
WR Jeff Johnson, ETSU
WR Ricky Carter, MAR
T Chris Deaton, MAR
T Thomas Jackson, WCU
G Miguel Ayoub, GSU
G Trevor Thomas, MAR
C Wes Greenwell, WCU
QB Lonnie Galloway, WCU
RB Chris Parker, MAR
RB Chip Hooks, APP
KR Kerry Hayes, WCU
K Jim Richter, FUR
Defense
L Alex Mash, GSU
L Ryan Livezey, FUR
L Rodney Garrett, MAR
L Tony Johnson, WCU
LB William King, MAR
LB Milan Sterling, FUR
LB Tom Bodine, WCU
DB Andre Worrell, FUR
DB Roger Johnson, MAR
DB Julius Grant, WCU
DB Detric Cummings, CIT
P Ronnie McCutchan, FUR

1994
Coaches
Offense
TE Luther Broughton, FUR
WR Jeff Johnson, ETSU
WR Craig Aiken, WCU
T William Pannell, MAR
T Brad Ohrt, APP
G Isaac Ferrell, GSU
G Levi Davis, CIT
C Franklin Stephens, GSU
QB Todd Donnan, MAR
RB Chris Parker, MAR
RB Thomas Haskins, VMI
KR Kerry Hayes, WCU
K Jim Richter, FUR
Defense
DL William Peebles, APP
DL James Russell, ETSU
DL Billy Lyon, MAR
DL Billy Bumper, WCU
LB Dexter Coakley, APP
LB Paul Carroll, GSU
LB Brian Stump, APP
DB Matt Stevens, APP
DB Roger Johnson, MAR
DB Shannon Morrison, MAR
DB Jon Jenkins, WCU
P Travis Colquitt, MAR

1994
Media
Offense
TE Demarko Kemp, UTC
WR Jeff Johnson, ETSU
WR Craig Aiken, WCU
T William Pannell, MAR
T Brian Fisher, FUR
G Aaron Ferguson, MAR
G Brad Ohrt, APP
C Wes Greenwell, WCU
QB Todd Donnan, MAR
RB Chris Parker, MAR
RB Thomas Haskins, VMI
KR Kerry Hayes, WCU
K Jim Richter, FUR
Defense
DL William Peebles, APP
DL Chip Miller, APP
DL Billy Lyon, MAR
DL B.J. Cohen, MAR
LB Dexter Coakley, APP
LB Tom Bodine, WCU
LB Micah Young, CIT
DB Shannon Morrison, MAR
DB Roger Johnson, MAR
DB Matt Stevens, APP
DB Jon Jenkins, WCU
P Travis Colquitt, MAR

1995
Coaches
Offense
TE Jermaine Wiggins, MAR
WR Tim Martin, MAR
WR Terrell Owens, UTC
OT William Pannell, MAR
OT Chad Groover, APP
OG Aaron Ferguson, MAR
OG Shawn Clark, APP
C Scott Kadlub, APP
QB Scott Satterfield, APP
RB Thomas Haskins, VMI
RB Chris Parker, MAR
KR Dexter Dawson, GSU
PK Jay Sutton, APP
Defense
DL Billy Lyon, MAR
DL James Russell, ETSU
DL B.J. Cohen, MAR
DL Derek Summerour, WCU
LB Dexter Coakley, APP
LB Jermaine SWOF, MAR
LB Larry McCloud, MAR
DB Matt Stevens, APP
DB Donnie Abraham, ETSU
DB Brancis Williams, GSU
DB Jamie Coleman, APP
P Josh Siefken, UTC

1995
Media
Offense
TE Luther Broughton, FUR
WR Terrell Owens, UTC
WR David Patten, WCU
OT William Pannell, MAR
OT Chad Groover, APP
OG Aaron Ferguson, MAR
OG Shawn Clark, APP
C Scott Kadlub, APP
QB Scott Satterfield, APP
RB Thomas Haskins, VMI
RB Chris Parker, MAR
KR Dexter Dawson, GSU
PK Tim Openlander, MAR
Defense
DL B.J. Cohen, MAR
DL Billy Lyon, MAR
DL James Russell, ETSU
DL Shawn Elliott, APP
LB Dexter Coakley, APP
LB Scott Belcher, CIT
LB Joe DiBernardo, APP
DB Matt Stevens, APP
DB Melvin Cunningham, MAR
DB Donnie Abraham, ETSU
DB Jamie Coleman, APP
P Allen Guinn, APP

1996
Coaches
Offense
TE Luther Broughton, FUR
WR Tim Martin, MAR
WR Randy Moss, MAR
OT Chad Groover, APP
OT Jamie Wilson, MAR
OG Aaron Ferguson, MAR
OG Shawn Clark, APP
C John Wade, MAR
QB Braniff Bonaventure, FUR
RB Thomas Haskins, VMI
RB Damon Scott, APP
PK Tim Openlander, MAR
KR Tim Martin, MAR
Defense
DL James Russell, ETSU
DL Billy Lyon, MAR
DL B.J. Cohen, MAR
DL Edward Thomas, GSU
LB Dexter Coakley, APP
LB Larry McCloud, MAR
LB Mike Rogers, VMI
DB Melvin Cunningham, MAR
DB Ron Fague, UTC
DB Jeremy Osborne, FUR
DB Scott Smythe, MAR
P Chris Hanson, MAR

1996
Media
Offense
TE Luther Broughton, FUR
WR Randy Moss, MAR
WR Tim Martin, MAR
OT Chad Groover, APP
OT Derek Beres, CIT
OG Aaron Ferguson, MAR
OG Shawn Clark, APP
C Scott Kadlub, APP
QB Eric Kresser, MAR
RB Thomas Haskins, VMI
RB Damon Scott, APP
PK Tim Openlander, MAR
KR Randy Moss, MAR
Defense
DL Billy Lyon, MAR
DL James Russell, ETSU
DL B.J. Cohen, MAR
DL Jackie Avery, APP
LB Dexter Coakley, APP
LB Larry McCloud, MAR
LB Jermaine Swafford, MAR
DB Melvin Cunningham, MAR
DB Ron Fague, UTC
DB Gordon Fenderson, APP
DB Cornell Lewis, VMI
P Chris Hanson, MAR

1997
Coaches
Offense
TE Frank Leatherwood, APP
WR B.J. Adigun, ETSU
WR Stephon Hawkins, UTC
T Rich McGrath, GSU
T Sam Haynie, ETSU
G Mark Williams, GSU
G Alvin Brown, CIT
C Dan Williams, WOF
QB Bake Baker, APP
RB Roderick Russell, GSU
RB Brian Edwards, ETSU
RET Carlos Frank, CIT
PK Eric Meng, GSU
Defense
L Bryan Dailer, FUR
L Jackie Avery, APP
L Adrian Luster, CIT
L Voncellies Allen, GSU
LB Mario Hankerson, ETSU
LB D.T. Tanner, GSU
LB Orlando Ruff, FUR
DB Eric Johnson, WCU
DB Ron Fague, UTC
DB Eric Johnson, WCU
DB Eric Smith, CIT
P Ken Hinsley, WCU

1997
Media
Offense
TE Frank Leatherwood, APP
WR B.J. Adigun, ETSU
WR Stephon Hawkins, UTC
T Rich McGrath, GSU
T David Sutton, ETSU
G Mark Williams, GSU
G Tony Bequette, APP
C Dan Williams, WOF
QB Bake Baker, APP
RB Roderick Russell, GSU
RB Brandon Walker, ETSU
RET Anthony Stringfield, ETSU
PK Eric Meng, GSU
Defense
L Bryan Dailer, FUR
L Jackie Avery, APP
L Adrian Luster, CIT
L Kareem Robinson, UTC
LB Jay Thier, FUR
LB Mario Hankerson, ETSU
LB Chad Nighbert, GSU
DB Ken Byrd, APP
DB Ron Fague, UTC
DB Jeremy Osborne, FUR
DB Eric Johnson, WCU
P Ken Hinsley, WCU

1998
Coaches
Offense
TE Frank Leatherwood, APP
WR Lamar Cooper, ETSU
WR Daryl Skinner, APP
T Shawn Clark, APP
T Dan Best, WCU
G Mark Williams, GSU
G Cedrone Hodges, APP
C Matt Winslette, GSU
QB Greg Hill, GSU
RB Adrian Peterson, GSU
RB Brad Hoover, WCU
RET Carlos Frank, CIT
PK Chris Chambers, GSU
Defense
L Voncellies Allen, GSU
L Kenny Sanders, UTC
L Rocky Hunt, APP
L Dary Myricks, CIT
LB Kevin Peterson, ETSU
LB Orlando Ruff, FUR
LB Eric Johnson, WCU
DB Daryl Morrell, GSU
DB Arkee Thompson, GSU
DB Chuch Payne, APP
DB Earthwind Moreland, GSU
P Ken Hinsley, WCU

1998
Media
Offense
TE Frank Leatherwood, APP
WR Lamar Cooper, ETSU
WR Mark Hill, UTC
T Dan Best, WCU
T Rich McGrath, GSU
G Mark Williams, GSU
G Boo Robinson, WCU
C Matt Winslette, GSU
QB Greg Hill, GSU
RB Adrian Peterson, GSU
RB Brad Hoover, WCU
RET Corey Joyner, GSU
PK Chris Chambers, GSU
Defense
L Voncellies Allen, GSU
L Eric Davis, GSU
L Rocky Hunt, APP
L Dary Myricks, CIT
LB Kevin Peterson, ETSU
LB Orlando Ruff, FUR
LB Brett Chappell, WCU
DB Eric Johnson, WCU
DB Arkee Thompson, GSU
DB Chuch Payne, APP
DB Tony Young, WOF
P Ken Hinsley, WCU

1999
Media
Offense
TE Trent Sansbury, FUR
WR Des Kitchings, FUR
WR Cos DeMatteo, UTC
G Mark Williams, GSU
G Ben Hall, FUR
T Rich McGrath, GSU
T Josh Moore, FUR
C Chip Simmons, CIT
QB Greg Hill, GSU
RB Adrian Peterson, GSU
RB Louis Ivory, FUR
PK Josh Jones, WCU
KR Des Kitchings, FUR
Defense
L Rocky Hunt, APP
L Voncellies Allen, GSU
L Eugene Phillips, GSU
L Jamie Lovern, APP
LB Will Bouton, FUR
LB Kevin Peterson, ETSU
LB Derek Fudge, ETSU
DB John Keith, FUR
DB Corey Hall, APP
DB Earthwind Moreland, GSU
DB Arkee Thompson, GSU
P Brian Reilly, APP

1999
Coaches
Offense
TE Trent Sansbury, FUR
WR Des Kitchings, FUR
WR Cos DeMatteo, UTC
G Mark Williams, GSU
G Ben Hall, FUR
T Rich McGrath, GSU
T Josh Moore, FUR
C Jim Beverly, ETSU
QB Greg Hill, GSU
RB Adrian Peterson, GSU
RB Louis Ivory, FUR
PK Josh Jones, WCU
KR Des Kitchings, FUR
Defense
L Rocky Hunt, APP
L Voncellies Allen, GSU
L Eugene Phillips, GSU
L Jamie Lovern, APP
LB Will Bouton, FUR
LB Kevin Peterson, ETSU
LB Derek Fudge, ETSU
DB John Keith, FUR
DB Corey Hall, APP
DB Earthwind Moreland, GSU
DB Kiwaukee Thomas, GSU
P Brian Reilly, APP

2000
Media
Offense
TE Daniel Wilcox, APP
WR Cos DeMatteo, UTC
WR Richmond Flowers, UTC
OT Josh Moore, FUR
OT Billy Young, APP
G Eric Nash, WOF
G Marty Priore, FUR
C Tyler Elkins, APP
QB Chris Sanders, UTC
RB Louis Ivory, FUR
RB Adrian Peterson, GSU
RS Richard Holland, VMI
PK Matt Vick, UTC
Defense
DT Brian Bodor, WOF
DT Jimmy Freeman, APP
DT Josh Jeffries, APP
DT Freddy Pesqueira, GSU
LB Joe Best, APP
LB Will Bouton, FUR
LB Denny Haywood, CIT
DB Nate Gates, GSU
DB Corey Hall, APP
DB Richard Holland, VMI
DB Lavar Rainey, GSU
P Nathan McKinney, APP

SOCONSPORTS.COM

2000

Coaches

Offense

TE Daniel Wilcox, APP
WR Troy Albea, APP
WR Richmond Flowers, UTC
T Josh Moore, FUR
T Billy Young, APP
G Marty Priore, FUR
G Eric Nash, WOF
C Chris Stewart, FUR
QB Chris Sanders, UTC
RB Louis Ivory, FUR
RB Adrian Peterson, GSU
RS Teray Frost, VMI
PK Matt Vick, UTC

Defense

DL Jimmy Freeman, APP
DL Nathan Fuqua, WOF
DL Andre Miller, WCU
DL Freddy Pesqueira, GSU
LB Will Bouton, FUR
LB Joe Best, APP
LB Rahim El Amin, ETSU
LB Denny Haywood, CIT
DB Denario Smalls, ETSU
DB Richard Holland, VMI
DB Nate Gates, GSU
DB Corey Hall, APP
P Nathan McKinney, APP

2001

Media

Offense

TE Trent Sansbury, FUR
WR Cecil Moore, ETSU
WR Michael Banks, WCU
OT Wayne Smith, APP
OT Donnie Littlejohn, FUR
G Omar Nesbitt, CIT
G Marty Priore, FUR
C Chris Stewart, FUR
QB J.R. Revere, GSU
RB Louis Ivory, FUR
RB Adrian Peterson, GSU
RS Brian Bratton, FUR
PK Danny MAR, FUR

Defense

DL Josh Jeffries, APP
DL Ryan Watson, APP
DL Freddy Pesqueira, GSU
DL Nathan Fuqua, WOF
LB Justin Seavens, APP
LB Travis Stephens, CIT
LB Will Bouton, FUR
DB Kevin Howard, CIT
DB Shelvis Smith, FUR
DB David Young, GSU
DB Justin Fryer, WCU
P Jimmy Miner, WOF

2001

Coaches

Offense

TE Trent Sansbury, FUR
WR Cecil Moore, ETSU
WR Michael Banks, WCU
OT Wayne Smith, APP
OT Donnie Littlejohn, FUR
G Omar Nesbitt, CIT
G Marty Priore, FUR
C Chris Stewart, FUR
QB J. R. Revere, GSU
RB Louis Ivory, FUR
RB Adrian Peterson, GSU
RS Brian Bratton, FUR
PK Darren Brown, WOF

Defense

DL Josh Jeffries, APP
DL Ryan Watson, APP
DL Freddy Pesqueira, GSU
DL Nathan Fuqua, WOF
LB Justin Seavens, APP
LB Travis Stephens, CIT
LB Will Bouton, FUR
DB Nygel Rogers, APP
DB Kevin Howard, CIT
DB David Young, GSU
DB Justin Fryer, WCU
P Jimmy Miner, WOF

2002

Coaches

Offense

TE Todd Bargella, WCU
WR Alvin (Scooter) Johnson, CIT
WR Michael Banks, WCU
OT James Vasquez, APP
OT Steven Cain, FUR
G Joe Patrick, APP
G Trevor Kruger, FUR
C Charles Clarke, GSU
QB Chaz Williams, GSU
QB Joey Gibson, VMI
RB Nehemiah Broughton, CIT
RB Jesse McCoy, WOF
RS DaVon Fowlkes, APP
PK Mark Wright, APP

Defense

DL K.T. Stovall, APP
DL Josh Jeffries, APP
DL Freddy Pesqueira, GSU
DL Michale Spicer, WCU
DL Anthony Jones, WOF
LB Sam Smalls, APP
LB Josh Cain, UTC
LB Joe Scott, GSU
DB Derrick Black, APP
DB Tony Tiller, ETSU
DB Gerald Sensabaugh, ETSU
DB David Young, GSU
DB Ahmed Green, WCU
P Brent Barth, VMI

2002

Media

Offense

TE Willis Sudderth, FUR
WR Alvin (Scooter) Johnson, CIT
WR Bear Rinehart, FUR
OT James McCoy, GSU
OT Steven Cain, FUR
G Joe Patrick, APP
G Trevor Kruger, FUR
C Charles Clarke, GSU
QB Chaz Williams, GSU
RB Jermaine Austin, GSU
RB Jesse McCoy, WOF
RS Ant Williams, GSU
PK Travis Zobel, CIT

Defense

DL K.T. Stovall, APP
DL Josh Jeffries, APP
DL Freddy Pesqueira, GSU
DL Anthony Jones, WOF
LB Sam Smalls, APP
LB Josh Cain, UTC
LB Joe Scott, GSU
DB David Young, GSU
DB Rodney Johnson, FUR
DB Scott Cornatzer, APP
DB Matt Nelson, WOF
P Brent Barth, VMI

2003

Coaches

Offense

TE Ross Armstrong, CIT
WR Alonzo Nix, UTC
WR Lamont Seward, WCU
OT Lew Dawson, CIT
OT Jason Whaley, WCU
G Bobby Gibbs, WOF
G Eric Deutsch, WOF
C Brandon Mason, ELON
QB Willie Simmons, CIT
RB Gaven Varner, ETSU
RB Jermaine Austin, GSU
RS DaVon Fowlkes, APP
PK Danny MAR, FUR

Defense

DL K.T. Stovall, APP
DL Leon Moore, APP
DL Nick McNeil, WCU
DL Michale Spicer, WCU
LB Sam Smalls, APP
LB Mike Killian, FUR
LB Derrick Butler, GSU
DB Derrick Black, APP
DB Tony Tiller, ETSU
DB Gerald Sensabaugh, ETSU
DB Matt Nelson, WOF
P Nate McKinney, APP

2003

Media

Offense

TE Todd Bargella, WCU
WR Alonzo Nix, UTC
WR Lamont Seward, WCU
OT Chad Bentley, WOF
OT Jason Whaley, WCU
G Bobby Gibbs, WOF
G Eric Deutsch, WOF
C Corey Stewart, FUR
QB Willie Simmons, CIT
RB Nehemiah Broughton, CIT
RB Jermaine Austin, GSU
RS Lewis Barr, GSU
PK Danny MAR, FUR

Defense

DL K.T. Stovall, APP
DL Lee Basinger, WOF
DL Michael Burant, FUR
DL Michale Spicer, WCU
LB Timmy Thrift, WOF
LB Mike Killian, FUR
LB Teddie Whitaker, WOF
DB Cam Newton, FUR
DB Tony Tiller, ETSU
DB Gerald Sensabaugh, ETSU
DB Matt Nelson, WOF
P Jimmy Miner, WOF

2004

Coaches

Offense

TE Willis Sudderth, FUR
WR DaVon Fowlkes, APP
WR Alonzo Nix, UTC
OT Ben Bainbridge, FUR
OT Albert Turner, GSU
G Chad Motte, GSU
G Eric Deutsch, WOF
C Brandon Mason, ELON
QB Richie Williams, APP
RB Jermaine Austin, GSU
RB John Taylor, ELON
RS DaVon Fowlkes, APP
PK Jonathan Dudley, GSU

Defense

DL Lee Basinger, WOF
DL Roy Ravenell, FUR
DL Eric Hadley, GSU
DL Albert Reid, WCU
LB William Freeman, FUR
LB Calvin Sutton, ELON
LB Derrick Butler, GSU
DB James Young, GSU
DB Shawn Grant, CIT
DB Cam Newton, FUR
DB Terence McBride, GSU
P Dan Jordan, GSU

2004

Media

Offense

TE Willis Sudderth, FUR
WR DaVon Fowlkes, APP
WR Isaac West, FUR
OT Ben Bainbridge, FUR
OT Albert Turner, GSU
G Chad Motte, GSU
G Eric Deutsch, WOF
C Brandon Mason, ELON
QB Richie Williams, APP
RB Kevious Johnson, WOF
RB John Taylor, ELON
RS DaVon Fowlkes, APP
PK Scott Beckler, FUR

Defense

DL Lee Basinger, WOF
DL Roy Ravenell, FUR
DL Eric Hadley, GSU
DL Marquess Murrell, APP
LB William Freeman, FUR
LB Chad Nkang, ELON
LB Derrick Butler, GSU
DB James Young, GSU
DB Nygel Rogers, APP
DB Cam Newton, FUR
DB A.J. Bryant, GSU
P Dan Jordan, GSU



Appalachian State quarterback Armanti Edwards was a first-team All-SoCon pick in 2006, 2008 and 2009.

2005

Coaches

Offense

TE Daniel Bettis, APP
WR Jermaine Little, APP
WR Emanuel Hassell, UTC
OT Grant Oliver, APP
OT Matt Isenhour, APP
G Chad Motte, GSU
G Patrick Covington, FUR
G Kerry Brown, APP
C Corey Stewart, FUR
QB Richie Williams, APP
RB Jermaine Austin, GSU
RB Kevin Richardson, APP
RB Eldra Buckley, UTC
RS Mike Malone, WCU
PK Jonathan Dudley, GSU

Defense

DL Marques Murrell, APP
DL Jason Hunter, APP
DL Felipe Foster, WCU
DL Katon Bethay, WOF
LB Shawn Grant, CIT
LB Chad Nkang, ELON
LB John Mohring, GSU
DB Corey Lynch, APP
DB Terence McBride, GSU
DB Primus Glover, WCU
DB Francis Brown, WCU
P Ingle Martin, FUR

2005

Media

Offense

TE John Rust, FUR
WR Justin Stepp, FUR
WR Emanuel Hassell, UTC
OT Grant Oliver, APP
OT John Kivett, FUR
G Chad Motte, GSU
G Patrick Covington, FUR
C Corey Stewart, FUR
QB Richie Williams, APP
RB Jermaine Austin, GSU
RB Kevin Richardson, APP
RS Mike Malone, WCU
PK Scott Beckler, FUR

Defense

DL Marques Murrell, APP
DL Jason Hunter, APP
DL Rico Reese, WCU
DL Katon Bethay, WOF
LB William Freeman, FUR
LB Chad Nkang, ELON
LB John Mohring, GSU
DB Jeremy Wiggins, APP
DB Corey Lynch, APP
DB Terence McBride, GSU
DB Primus Glover, WCU
P Ingle Martin, FUR

2006

Coaches

Offense

TE Daniel Bettis, APP
WR William Mayfield, APP
WR Jayson Foster, GSU
C Scott Suttle, APP
G Jeremy Robertson, APP
G Kerry Brown, APP
T Matt Isenhour, APP
T John Kivett, FUR
QB Armanti Edwards, APP
RB Kevin Richardson, APP
RB Eldra Buckley, UTC
RS Dexter Jackson, APP
PK Julian Rauch, APP

Defense

DL Marques Murrell, APP
DL Roy Ravenell, FUR
DL Charrod Taylor, GSU
DL James Wilson, CIT
LB Chad Nkang, ELON
LB Andrew Jones, FUR
LB John Mohring, GSU
DB Corey Lynch, APP
DB Jeremy Wiggins, APP
DB Quintez Smith, UTC
DB Jeremy Blocker, FUR
P Tim Mayse, WCU

2006

Media

Offense

TE Daniel Bettis, APP
WR Terrell Huggins, ELON
WR William Mayfield, APP
T John Kivett, FUR
T Will Rutherford, WOF
G Andrew Thornburg, FUR
G Kerry Brown, APP
C Scott Suttle, APP
QB Armanti Edwards, APP
RB Kevin Richardson, APP
RB Jerome Felton, FUR
RS Jayson Foster, GSU
PK Andrew Wilcox, ELON

Defense

DL Marques Murrell, APP
DL Charrod Taylor, GSU
DL Justin Brown, FUR
DL Roy Ravenell, FUR
LB Chad Nkang, ELON
LB Andrew Jones, FUR
LB John Mohring, GSU
DB Jeremy Blocker, FUR
DB Jeremy Wiggins, APP
DB Corey Lynch, APP
DB Josh Lawson, CIT
P Brandon Lane, ELON

ALL-CONFERENCE TEAMS



2007
Coaches
Offense
QB Jayson Foster, GSU
RB Kevin Richardson, APP
RB Kevious Johnson, WOF
OL Kerry Brown, APP
OL Joel Bell, FUR
OL Scott Suttle, APP
OL Chris McDowell, CIT
OL Russell Orr, GSU
TE Larry Hedden, FUR
WR Terrell Hudgins, Elon
WR Eddie Cohen, WCU
PK Julian Rauch, APP
RS Michael Mayers, Elon
Defense
DL Wallace Artis, FUR
DL Larry Beard, GSU
DL Gary Tharrington, APP
DL Trevar Broughton, CIT
LB Seth Goldwire, WOF
LB Andrew Rowell, CIT
LB Corey Weaver, Elon
DB Corey Lynch, APP
DB Chris Camacho, UTC
DB Josh Lawson, CIT
DB Jerome Touchstone, APP
P Brandon Lane, Elon

2007
Media
Offense
QB Jayson Foster, GSU
RB Kevin Richardson, APP
RB Kevious Johnson, WOF
OL Scott Suttle, APP
OL Kerry Brown, APP
OL Russell Orr, GSU
OL Joel Bell, FUR
OL Chris McDowell, CIT
OL Larry Hedden, FUR
WR Terrell Hudgins, Elon
WR Eddie Cohen, WCU
PK Julian Rauch, APP
RS Michael Mayers, Elon
Defense
DL Wallace Artis, FUR
DL Gary Tharrington, APP
DL Trevar Broughton, CIT
DL Larry Beard, GSU
DL Pierre Banks, APP
DL Seth Goldwire, WOF
DL Quinton Phillips, WCU
DB Corey Lynch, APP
DB Chris Camacho, UTC
DB Chris Covington, GSU
DB Josh Lawson, CIT
P Brandon Lane, Elon

2008
Coaches
Offense
QB Armanti Edwards, APP
RB Chris Evans, SAM
RB Dane Romero, WOF
OL Jon Bieschke, APP
OL Brad Coley, APP
OL David Harrison, Elon
OL Joel Bell, FUR
OL Derek Wooten, WOF
OL Dan DeHaven, CIT
TE Ben Jorden, APP
WR Andre Roberts, CIT
WR Terrell Hudgins, Elon
Defense
DL Dakota Walker, GSU
DL Mitch Clark, WOF
DL Jabari Fletcher, APP
DL Terrence Reese, CIT
LB Jacque Roman, APP
LB Chris Covington, GSU
LB Pierre Banks, APP
DB Cortez Gilbert, APP
DB Mark LeGree, APP
DB William Middleton, FUR
DB Thomas Twitty, FUR
DB Max Lerner, FUR
Specialists
PK Andrew Wilcox, Elon
P Neil Young, APP
RS Andre Roberts, CIT

2008
Media
Offense
QB Armanti Edwards, APP
RB Chris Evans, SAM
RB Dane Romero, WOF
OL Ben Quick, WOF
OL Joel Bell, FUR
OL Derek Wooten, WOF
OL Jon Bieschke, APP
OL Mario Acitelli, APP
TE Ben Jorden, APP
WR Andre Roberts, CIT
WR Terrell Hudgins, Elon
Defense
DL Dakota Walker, GSU
DL Jabari Fletcher, APP
DL Mitch Clark, WOF
DL Patrick Hatcher, SAM
LB Jacque Roman, APP
LB Chris Covington, GSU
LB Brandon Williams, FUR
DB Mark LeGree, APP
DB William Middleton, FUR
DB Cortez Gilbert, APP
DB Max Lerner, FUR
Specialists
PK Andrew Wilcox, Elon
P Neil Young, APP
RS Andre Roberts, CIT

2009
Coaches
Offense
QB Armanti Edwards, APP
RB Chris Evans, AM
RB Devon Moore, APP
OL Mario Acitelli, APP
OL David Harrison, Elon
OL Pat Illig, WOF
OL Jon Weber, SAM
OL Chris Werden, Elon
TE Ben Jorden, APP
WR Terrell Hudgins, Elon
WR Andre Roberts, CIT
Defense
DL Josh Beard, UTC
DL Jabari Fletcher, APP
DL Andre Campbell, Elon
DL Eric Ludwig, Elon
LB Jacque Roman, APP
LB D.J. Smith, APP
LB Bryce Smith, SAM
LB (tie) Joshua Jones, Elon
DB Mark LeGree, APP
DB Karlos Sullivan, Elon
DB Buster Skrine, UTC
DB Cortez Gilbert, APP
Specialists
PK Craig Camay, UTC
P Chris Tommie, WOF
RS Andre Roberts, CIT

2009
Media
Offense
QB Armanti Edwards, APP
RB Chris Evans, SAM
RB Dane Romero, WOF
OL Jon Bieschke, APP
OL Brad Coley, APP
OL David Harrison, Elon
OL Joel Bell, FUR
OL Derek Wooten, WOF
OL Dan DeHaven, CIT
TE Ben Jorden, APP
WR Andre Roberts, CIT
WR Terrell Hudgins, Elon
Defense
DL Dakota Walker, GSU
DL Mitch Clark, WOF
DL Jabari Fletcher, APP
DL Terrence Reese, CIT
LB Jacque Roman, APP
LB Chris Covington, GSU
LB Pierre Banks, APP
DB Cortez Gilbert, APP
DB Mark LeGree, APP
DB William Middleton, FUR
DB Thomas Twitty, FUR
DB Max Lerner, FUR
Specialists
PK Andrew Wilcox, Elon
P Neil Young, APP
RS Andre Roberts, CIT

2010
Coaches
Offense
QB DeAndre Presley, APP
Scott Riddle, Elon
RB Chris Evans, SAM
RB Eric Breitenstein, WOF
OL Daniel Kilgore, APP
OL Rodney Austin, Elon
OL Brett Moore, GSU
OL Chris Harr, WOF
OL Pat Illig, WOF
TE Garrett Hughes, UTC
WR Aaron Mellette, Elon
WR Adam Mims, FUR
Defense
DL Jabari Fletcher, APP
DL Ameet Pall, WOF
DL Erik Clanton, CIT
DL Brent Russell, GSU
LB D.J. Smith, APP
LB Kadarron Anderson, FUR
LB Bryce Smith, SAM
DB Mark LeGree, APP
DB Ryan Steed, FUR
DB Laron Scott, GSU
DB Buster Skrine, UTC
Specialists
PK Jason Vitaris, APP
P Charlie Edwards, GSU
RS Laron Scott, GSU

2010
Media
Offense
QB DeAndre Presley, APP
RB Chris Evans, SAM
RB Eric Breitenstein, WOF
OL Daniel Kilgore, APP
OL Brett Irvin, APP
OL Pat Mills, APP
OL Pat Illig, WOF
OL Clark Bishop, WOF
TE Ben Jorden, APP
WR Aaron Mellette, Elon
WR Joel Bradford, UTC
Defense
DL Jabari Fletcher, APP
DL Erik Clanton, CIT
DL Brent Russell, GSU
DL Ameet Pall, GSU
LB D.J. Smith, APP
LB Kadarron Anderson, FUR
LB Bryce Smith, FUR
DB Mark LeGree, APP
DB Laron Scott, GSU
DB Thomas Broussard, SAM
DB Torez Jones, WCU
Specialists
PK Jason Vitaris, APP
P Charlie Edwards, GSU
RS Laron Scott, GSU

2011
Coaches
Offense
QB Chris Forcier, FUR
RB Fabian Truss, SAM
RB Eric Breitenstein, WOF
OL Orry Frye, APP
OL Mike Sellers, CIT
OL Ned Cuthbertson, Elon
OL Brett Moore, GSU
OL Nate Page, WOF
TE Colin Anderson, FUR
WR Brian Quick, APP
WR Aaron Mellette, Elon
Defense
DL Derek Douglas, CIT
DL Brent Russell, GSU
DL Josh Williams, UTC
DL Eric Eberhardt, WOF
LB Jeremy Kimbrough, APP
LB Ryan Consiglio, UTC
LB Wes Dothard, UTC
DB Demetrius McCray, APP
DB Ryan Steed, FUR
DB Laron Scott, GSU
DB Corey White, SAM
Specialists
PK Adrian Mora, GSU
P Cass Couey, CIT
RS Laron Scott, GSU

2011
Media
Offense
QB Chris Forcier, FUR
RB Jerodis Williams, FUR
RB Eric Breitenstein, WOF
OL Orry Frye, APP
OL Ryan Lee, FUR
OL Brett Moore, GSU
OL William Maxwell, GSU
OL Nate Page, WOF
TE Colin Anderson, FUR
WR Brian Quick, APP
WR Aaron Mellette, Elon
Defense
DL Derek Douglas, CIT
DL Brent Russell, GSU
DL Josh Williams, UTC
DL Alex Goltry, WOF
LB Joshua Jones, Elon
LB Kadarron Anderson, FUR
LB Alvin Scioneaux, WOF
DB Demetrius McCray, APP
DB Ryan Steed, FUR
DB Laron Scott, GSU
DB Corey White, SAM
Specialists
PK Adrian Mora, GSU
P Cass Couey, CIT
RS Laron Scott, GSU

2012
Coaches
Offense
QB Jamal Jackson, APP
RB Jerodis Williams, FUR
RB Eric Breitenstein, WOF
OL Mike Sellers, CIT
OL Dakota Dozier, FUR
OL Dorian Byrd, GSU
OL Ryan Dudchock, SAM
OL Jared Singleton, WOF
TE Colin Anderson, FUR
WR Sean Price, APP
WR Aaron Mellette, Elon
Defense
DL Josh Lynn, FUR
DL Dion Dubose, GSU
DL Brent Russell, GSU
DL Davis Tull, UTC
DL Nicholas Williams, SAM
LB Jeremy Kimbrough, APP
LB Wes Dothard, UTC
LB Alvin Scioneaux, WOF
DB Demetrius McCray, APP
DB Darius Eubansk, GSU
DB J.J. Wilcox, GSU
DB Jaquiski Tartt, SAM
Specialists
PK Cameron Yaw, SAM
P Sam Martin, APP
RS Jerodis Williams, FUR

2012
Media
Offense
QB Jamal Jackson, APP
RB Steven Miller, APP
RB Eric Breitenstein, WOF
OL Mike Sellers, CIT
OL Dakota Dozier, FUR
OL Dorian Byrd, GSU
OL Ryan Dudchock, SAM
OL Jake Miles, WOF
TE Colin Anderson, FUR
WR Sean Price, APP
WR Aaron Mellette, Elon
Defense
DL Ronald Blair, APP
DL Brent Russell, GSU
DL Nicholas Williams, SAM
DL Davis Tull, UTC
LB Jeremy Kimbrough, APP
LB Wes Dothard, UTC
LB Rock Williams, WCU
DB Demetrius McCray, APP
DB Troy Sanders, APP
DB Laron Scott, GSU
DB Jaquiski Tartt, SAM
DB D.J. Key, UTC
Specialists
PK Cameron Yaw, SAM
P Sam Martin, APP
RS Jerodis Williams, FUR

2013
Coaches
Offense
QB Jacob Huesman, UTC
RB Jerick McKinnon, GSU
RB Fabian Truss, SAM
OL Kendall Lamm, APP
OL Dakota Dozier, FUR
OL Dorian Byrd, GSU
OL Kevin Revis, UTC
OL Jared Singleton, WOF
TE Faysal Shafaat, UTC
WR Tony Washington, APP
WR Kelsey Pope, SAM
Defense
DL Derek Douglas, CIT
DL Gary Wilkins, FUR
DL Davis Tull, UTC
DL Tarek Odom, UTC
LB Justin Shade, SAM
LB Wes Dothard, UTC
LB Alvin Scioneaux, WOF
DB Brandon McCladdie, CIT
DB D.J. Key, UTC
DB Jaquiski Tartt, SAM
DB Kadeem Wise, UTC
Specialists
PK Ray Early, FUR
P Bentlee Critcher, APP
RS Fabian Truss, SAM



Furman defensive lineman Gary Wilkins earned first-team All-SoCon honors in 2013 and 2014.

- 2013**
Media
Offense
 QB Andy Summerlin, SAM
 RB Marcus Cox, APP
 RB Jerick McKinnon, GSU
 OL Dakota Dozier, FUR
 OL Dorian Byrd, GSU
 OL Kasey Morrison, SAM
 OL Kevin Revis, UTC
 OL Ty Gregory, WOF
 TE Colin Anderson, FUR
 WR Tony Washington, APP
 WR Kelsey Pope, SAM
Defense
 DL Justin Oxendine, CIT
 DL Gary Wilkins, FUR
 DL Davis Tull, UTC
 DL Tarek Odom, WOF
 LB Carl Rider, FUR
 LB Justin Shade, SAM
 LB Alvin Scioneaux, WOF
 DB Greg Worthy, FUR
 DB D.J. Key, UTC
 DB Kadeem Wise, UTC
 DB Jaquiski Tartt, SAM
Specialists
 PK Ray Early, FUR
 P Bentlee Critcher, APP
 RS Fabian Truss, SAM

- 2014**
Coaches
Offense
 QB Jacob Huesman, UTC
 RB Denzel Williams, SAM
 RB Keon Williams, UTC
 OL Sam Frye, CIT
 OL Joe Turner, FUR
 OL Gunnar Bromelow, SAM
 OL Corey Levin, UTC
 OL Anton Wahrby, WOF
 TE Faysal Shafaat, UTC
 WR Karel Hamilton, SAM
 WR Spearman Robinson, WCU
Defense
 DL Gary Wilkins, FUR
 DL Derrick Lott, UTC
 DL Davis Tull, UTC
 DL Tarek Odom, WOF
 LB Cory Magwood, FUR
 LB Justin Cooper, SAM
 LB Christon Gill, WCU
 DB Jaquiski Tartt, SAM
 DB Cedric Nettles, UTC
 DB Dee Virgin, UTC
 DB Ace Clark, WCU
Specialists
 PK Henrique Ribeiro, UTC
 P Greg Peranich, SAM
 RS Chandler Curtis, MER

- 2014**
Media
Offense
 QB Jacob Huesman, UTC
 RB Alex Lakes, MER
 RB Keon Williams, UTC
 OL Sam Frye, CIT
 OL Jordan Boatright, SAM
 OL Corey Levin, UTC
 OL Jake Thornton, WCU
 OL T.J. Chamberlain, WOF
 TE Faysal Shafaat, UTC
 WR Karel Hamilton, SAM
 WR Spearman Robinson, WCU
Defense
 DL Davis Tull, UTC
 DL Gary Wilkins, FUR
 DL Derrick Lott, UTC
 DL Tarek Odom, WOF
 LB Cory Magwood, FUR
 LB Muhasibi Wakeel, UTC
 LB Christon Gill, WCU
 DB Jaquiski Tartt, SAM
 DB Lucas Webb, UTC
 DB Ace Clark, WCU
 DB Trey Morgan, WCU
Specialists
 PK Henrique Ribeiro, UTC
 P Nick Pollard, UTC
 RS Chandler Curtis, MER

- 2015**
Coaches
Offense
 QB Jacob Huesman, UTC
 RB Derrick Craine, UTC
 RB Detrez Newsome, WCU
 OL Sam Frye, CIT
 OL Joe Turner, FUR
 OL Armando Bonheur, SAM
 OL Corey Levin, UTC
 OL Anton Wahrby, WOF
 TE Tyler Sexton, WCU
 WR Karel Hamilton, SAM
 WR Aaron Sanders, VMI
Defense
 DL Mitchell Jeter, CIT
 DL Michael Pierce, SAM
 DL Keionta Davis, UTC
 DL Caleb Hawkins, WCU
 LB Cory Magwood, FUR
 LB Justin Cooper, SAM
 LB Nakevion Leslie, UTC
 DB Dee Delaney, CIT
 DB Jamerson Blount, SAM
 DB James Bradberry, SAM
 DB Cedric Nettles, UTC
Specialists
 PK Henrique Ribeiro, UTC
 P Ian Berryman, WCU
 RS Quinlan Washington, CIT
 RS Dan Forlines, VMI

- 2015**
Media
Offense
 QB Jacob Huesman, UTC
 RB Derrick Craine, UTC
 RB Detrez Newsome, WCU
 OL Sam Frye, CIT
 OL Gunnar Bromelow, SAM
 OL Synjen Herren, UTC
 OL Corey Levin, UTC
 OL Anton Wahrby, WOF
 TE Tyler Sexton, WCU
 WR Karel Hamilton, SAM
 WR Aaron Sanders, VMI
Defense
 DL Mitchell Jeter, CIT
 DL Michael Pierce, SAM
 DL Keionta Davis, UTC
 DL Caleb Hawkins, WCU
 LB Cory Magwood, FUR
 LB Nakevion Leslie, UTC
 LB Daniel Riddle, WCU
 DB Dee Delaney, CIT
 DB Trey Robinson, FUR
 DB Jamerson Blount, SAM
 DB Lucas Webb, UTC
Specialists
 PK Anthony Pistelli, SAM
 P Matt Shiel, MER
 RS Dane Forlines, VMI

- 2016**
Coaches
Offense
 QB Devlin Hodges, SAM
 RB Derrick Craine, UTC
 RB Lorenzo Long, WOF
 OL Nick Jeffreys, CIT
 OL Isaiah Pinson, CIT
 OL Corey Levin, UTC
 OL Jacob Revis, UTC
 OL Anton Wahrby, WOF
 TE Ryan Swingle, VMI
 WR Karel Hamilton, SAM
 WR Andrej Suttles, FUR
Defense
 DL Joe Crochet, CIT
 DL Keionta Davis, UTC
 DL Miles Brown, WOF
 DL Tyler Vaughn, WOF
 LB Shaheed Salmon, SAM
 LB Dale Warren, UTC
 LB Nakevion Leslie, UTC
 DB Dee Delaney, CIT
 DB Kailik Williams, CIT
 DB Omari Williams, SAM
 DB Lucas Webb, UTC
Specialists
 PK David Marvin, WOF
 P Ian Berryman, WCU
 RS DeAndre Schoultz, CIT



Defensive back Dee Delaney of The Citadel earned first-team all-conference honors from the coaches and media in 2015 and 2016.

- 2016**
Media
Offense
 QB Devlin Hodges, SAM
 RB Lorenzo Long, WOF
 RB Tyler Renew, CIT
 OL Nick Jeffreys, CIT
 OL Isaiah Pinson, CIT
 OL Bret Niederreither, MER
 OL Corey Levin, UTC
 OL Anton Wahrby, WOF
 TE Ryan Swingle, VMI
 WR Karel Hamilton, SAM
 WR Terryon Robinson, WCU
Defense
 DL Joe Crochet, CIT
 DL Ahmad Gooden, SAM
 DL Keionta Davis, UTC
 DL Vantrel McMillan, UTC
 DL Tyler Vaughn, WOF
 LB Ryan Francis, VMI
 LB Allan Cratsenberg, VMI
 LB Nakevion Leslie, UTC
 LB Tevin Floyd, CIT
 DB Dee Delaney, CIT
 DB Kailik Williams, CIT
 DB Omari Williams, SAM
 DB Jaleel Green, WOF
Specialists
 PK David Marvin, WOF
 P David Marvin, WOF
 RS DeAndre Schoultz, CIT

- 2017**
Coaches
Offense
 QB Devlin Hodges, SAM
 RB Antonio Wilcox, FUR
 RB Detrez Newsome, WCU
 OL Tyler Davis, CIT
 OL Terrell Bush, FUR
 OL Matthew Schmidt, FUR
 OL Zach Weeks, WCU
 OL Ross Demmel, WOF
 TE Andy Schumpert, FUR
 WR Kelvin McKnight, SAM
 WR Terryon Robinson, WCU
Defense
 DL Isaiah Buehler, MER
 DL Ahmad Gooden, SAM
 DL Miles Brown, WOF
 DL Tyler Vaughn, WOF
 LB Lee Bennett, MER
 LB Shaheed Salmon, SAM
 LB Tahjai Watt, WCU
 DB Kailik Williams, CIT
 DB Omari Williams, SAM
 DB Lucas Webb, UTC
 DB Marvin Tillman, WCU
 DB Devin Watson, WOF

- Specialists**
 PK Luke Carter, WOF
 P Ian Berryman, WCU
 RS Chandler Curtis, MER
- 2017**
Media
Offense
 QB Devlin Hodges, SAM
 RB Detrez Newsome, WCU
 RB Andre Stoddard, WOF
 OL Tyler Davis, CIT
 OL Terrell Bush, FUR
 OL Matthew Schmidt, FUR
 OL Roo Daniels, WOF
 OL Ross Demmel, WOF
 TE Andy Schumpert, FUR
 WR Kelvin McKnight, SAM
 WR Terryon Robinson, WCU
Defense
 DL Nasir Player, ETSU
 DL Isaiah Buehler, MER
 DL Ahmad Gooden, SAM
 DL Miles Brown, WOF
 LB Lee Bennett, MER
 LB Shaheed Salmon, SAM
 LB Allan Cratsenberg, VMI
 DB Aron Spann III, CIT
 DB Omari Williams, SAM
 DB Marvin Tillman, WCU
 DB Devin Watson, WOF
Specialists
 PK Luke Carter, WOF
 P Ian Berryman, WCU
 RS Chandler Curtis, MER

- 2018**
Coaches
Offense
 QB Devlin Hodges, SAM
 RB Quay Holmes, ETSU
 RB Andre Stoddard, WOF
 OL Tyler Davis, CIT
 OL Matt Pyke, ETSU
 OL Bo Layton, FUR
 OL Zach Weeks, WCU
 OL Justus Basinger, WOF
 TE Owen Cosenke, WCU
 WR Kelvin McKnight, SAM
 WR Bryce Nunnally, UTC
Defense
 DL Nasir Player, ETSU
 DL Ahmad Gooden, SAM
 DL Isaiah Mack, UTC
 DL Miles Brown, WOF
 LB Noah Dawkins, CIT
 LB Jared Folks, ETSU
 LB Dylan Weigel, ETSU
 DB Aron Spann III, CIT
 DB Tyree Robinson, ETSU

- DB Austin Dowdell, UTC
 DB Kareem Orr, UTC
Specialists
 PK Grayson Atkins, FUR
 P Matthew Campbell, CIT
 RS Dejuan Bell, FUR
- 2018**
Media
Offense
 QB Devlin Hodges, SAM
 RB Quay Holmes, ETSU
 RB Andre Stoddard, WOF
 OL Tyler Davis, CIT
 OL Matt Pyke, ETSU
 OL Austin Sanders, MER
 OL Zach Weeks, WCU
 OL Michael Ralph, WOF
 OL Justus Basinger, WOF
 TE Owen Cosenke, WCU
 WR Kelvin McKnight, SAM
 WR Bryce Nunnally, UTC
Defense
 DL Joseph Randolph II, CIT
 DL Nasir Player, ETSU
 DL Ahmad Gooden, SAM
 DL Isaiah Mack, UTC
 DL Miles Brown, WOF
 LB Dylan Weigel, ETSU
 LB Adrian Hope, FUR
 LB Mitchell Chancey, WCU
 DB Jeremy Lewis, ETSU
 DB Tyree Robinson, ETSU
 DB Kareem Orr, UTC
 DB Marvin Tillman, WCU
 DB George Gbese, WOF
Specialists
 PK Grayson Atkins, FUR
 P Matthew Campbell, CIT
 RS Dejuan Bell, FUR

PLAYERS OF THE WEEK



In 1963, the Southern Conference began naming players of the week. The conference named a lineman and a back to honor each week.

1963

- S 14** L – Joe Kessel, UR
- B – Danny Donovan, FUR
- S 21** L – Joe Staub, VMI
- B – Bob Schweickert, VT
- S 28** L – Lynn Jones, VT
- B – Nick DiLoreto, CIT
- O 5** L – Vince Petno, CIT
- B – Dick Drummond, GWU
- O 12** L – Tommy Marvin, VT
- B – Jerry Yost, WVU
- O 19** L – John Gettys, FUR
- B – Bob Schweickert, VT
- O 26** L – Charlie Cole, VMI
- B – Merv Holland, GWU
- N 2** L – Steve Kush, WVU
- B – Bob Schweickert, VT
- N 9** L – Craig Smith, WM
- B – Ronnie Smith, UR
- N 16** L – Burton Mack Rodgers, VT
- B – Charlie Weaver, WM
- N 28** L – Bill Welsh, VMI
- B – Bob Schweickert, VT

1964

- S 19** L – Joe Missar, CIT
- B – Chuck Albertson, WM
- S 26** L – John Hilton, UR
- B – Steve Heckard, DAV
- O 3** L – Joe Missar, CIT
- B – Steve Welpott, GWU
- O 10** L – Tim Crawford, FUR
- B – Bob Schweickert, VT
- O 17** L – Milt Clegg, WVU
- B – Ronnie Smith, UR
- O 24** L – Ken Whitley, VT
- B – Bob Schweickert, VT
- O 31** L – Doug McNeil, GWU
- B – Allen McCune, WVU
- N 7** L – Don Young, WVU
- B – Bob Schweickert, VT
- N 14** L – Mitch Foster, CIT
- B – Allen McCune, WVU
- N 21** L – Milt Clegg, WVU
- B – Allen McCune, WVU
- N 26** L – Jeff Craig, WM
- B – Sonny Utz, VT

1965

- S 18** L – Pack Hindsley, DAV
- B – Mike Holloran, GWU
- S 26** L – George Pearce, WM
- B – Allen McCune, WVU
- O 2** L – Walker Kimbell, FUR
- B – Garrett Ford, WVU
- O 9** L – George Pearce, WM
- B – Bill Bailey, ECU
- O 16** L – John Turner, VMI
- B – Dan Darragh, WM
- O 23** L – George Pearce, WM
- B – George Richardson, ECU
- O 30** L – Tony Buccino, WM
- B – Bob Buzzell, FUR
- N 6** L – Ernie Wheeler, WVU
- B – Hill Ellett, VMI
- N 13** L – John McPhaul, ECU
- B – Dusty Chichester, FUR
- N 20** L – George Pearce, WM
- B – Dick Lethridge, WVU
- N 25** L – Pack Hindsley, DAV
- B – Hill Ellett, VMI

1966

- S 17** L – Don Taylor, VMI
- B – Jimmy Poole, DAV
- S 24** L – Robbie Hahn, FUR
- B – Garrett Ford, WVU
- O 1** L – Kevin Moran, ECU
- B – Steve Molnar, GWU
- O 8** L – Kenneth Doyen, GWU
- B – Dan Darragh, WM
- O 15** L – Adin Brown, WM
- B – Marty Fuller, WM
- O 22** L – Paul Janssen, GWU
- B – Larry Zurich, UR
- O 29** L – Joe Neilson, WM
- B – Jim Secret, WVU

- N 5** L – John Mallory, WVU
- B – Jimmy Poole, DAV
- N 12** L – Chuck Albertson, WM
- B – Jay Goolsby, CIT
- N 19** L – Terry O'Toole, WM
- B – Dan Darragh, WM

In 1967, the Southern Conference changed the player-of-the-week format to honor an offensive and defensive player each week.

1967

- S 9** O – Ken Juskowich, WVU
- D – Chip Young, WM
- S 16** O – Charlie Bishop, VMI
- D – Dick Collins, FUR
- S 23** O – Kerry Keith, DAV
- D – George Wheeler, ECU
- S 30** O – Jim Friedl, CIT
- D – Wayne Collins, UR
- O 7** O – Dan Darragh, WM
- D – Joe Issac, CIT
- O 14** O – Ted Zychowski, WM
- D – Pat Turchetta, UR
- O 21** O – Dan Darragh, WM
- D – Danny Williamson, WVU
- O 28** O – Jay Goolsby, CIT
- D – Harvey Bauguess, FUR
- N 4** O – Clyde Hewell, FUR
- D – George Wheeler, ECU
- N 11** O – Robbin Hahn, FUR
- D – Kerr Kump, VMI
- N 18** O – Joe Kellum, UR
- D – Harvey Bauguess, FUR

1968

- S 14** O – Jimmy Adkins, ECU
- D – Winston Whitehead, UR
- S 21** O – Jimmy Jordan, FUR
- D – Burt Waite, WM
- S 28** O – Jim McMillan, CIT
- D – Pat Turchetta, UR
- O 5** O – Gordon Slade, DAV
- D – Paul Fraim, VMI
- O 12** O – Gordon Slade, DAV
- D – Dick Irvin, UR
- O 19** O – Buster O'Brien, UR
- D – Jim Rathbun, CIT
- O 26** O – Mike Kelly, DAV
- D – Dave Holland, WM
- N 2** O – Terry Morton, WM
- D – John Kenerleeder, FUR
- N 9** O – Buster O'Brien, UR
- D – John Griffin, VMI
- N 16** O – Tony Passander, CIT
- D – Buster O'Brien, UR
- D – Ken Diaz, CIT
- N 30** O – Walker Gillette, UR
- D – Jim Flowe, ECU

1969

- S 20** O – Walker Gillette, UR
- D – Chuck Cross, FUR
- S 27** O – Ed Terry, DAV
- D – Dave Holland, WM
- O 4** O – Tony Passander, CIT
- D – Dick Irvin, UR
- O 11** O – Gordon Slade, DAV
- D – Ken Thorough, DAV
- O 18** O – Charlie Richards, UR
- D – Steve Butler, DAV
- O 25** O – Tony Passander, CIT
- D – Jim Lee, CIT
- N 1** O – Walker Gillette, UR
- D – Pat Turchetta, UR
- N 8** O – Gordon Slade, DAV
- D – Ken Thorough, DAV
- N 15** O – George Hannan, DAV
- D – Dick Irvin, UR
- N 22** O – Butch Colson, ECU
- D – Mel Medved, UR

1970

- S 12** O – Charlie Richards, UR
- D – Jerry Acuff, VMI
- S 19** O – Bob Herb, WM
- D – George Whitley, ECU
- S 26** O – Bob Duncan, CIT
- D – Ken Thorough, DAV
- O 3** O – Phil Mosser, WM
- D – Rich Peeler, ECU
- O 10** O – Pat Carroll, FUR

- O 17** D – Jeff Varnadoe, CIT
- O – Steve Crislip, FUR
- D – Wally Ake, WM
- O 24** O – Charlie Richards, UR
- D – Jimmy King, CIT
- O 31** O – Mike Mikolayunas, DAV
- D – John Barelli, UR
- N 7** O – Phil Mosser, WM
- D – Mike Mills, ECU
- N 14** O – Bob Herb, WM
- D – Chuck Cross, FUR
- O – Steve Regan, WM
- D – Jeff Varnadoe, CIT

1971

- S 11** O – Phil Mosser, WM
- D – Woody Montgomery, DAV
- S 18** O – Mac Bowman, VMI
- D – Paul Scolaro, WM
- S 25** O – Brian Baima, CIT
- D – Pat Kelly, UR
- O 2** O – Dennis Cambal, WM
- D – Robin Hogue, ECU
- O 9** O – Phil Mosser, WM
- D – Monty Kiernan, ECU
- O 16** O – Ken Nichols, UR
- D – Mike Fabian, FUR
- O 23** O – Billy Wallace, ECU
- D – Jeff Varnadoe, CIT
- O 30** O – John Gargano, WM
- O – David Knight, WM
- D – Jack Patterson, ECU
- N 6** O – John Casazza, ECU
- D – Monty Kiernan, ECU
- N 13** O – Billy Meyers, UR
- D – Keith Dooley, UR
- N 20** O – Ken Nichols, UR
- D – John Nugent, UR

1972

- S 9** O – Doug Gerhart, WM
- D – Woody Montgomery, DAV
- S 16** O – Greg Troupe, ECU
- D – Allan Melton, CIT
- S 23** O – Carl Summerell, ECU
- D – Rusty Markland, ECU
- S 30** O – Bill Deery, WM
- D – Bob Loprete, UR
- O 7** O – Carlester Crumpler, ECU
- D – Eddie Womack, DAV
- O 14** O – Dave Ingold, DAV
- D – Norman Seabrooks, CIT
- O 21** O – Billy Meyers, UR
- D – Ron Reynolds, APP
- O 28** O – David Knight, WM
- D – Danny Kepley, ECU
- N 4** O – Mac Bowman, VMI
- D – Mark Shelton, UR
- N 11** O – Carlester Crumpler, ECU
- D – Terry Stoughton, ECU
- N 18** O – Billy Meyers, UR
- D – Phil Upton, VMI

1973

- S 8** O – Tom Waechter, WM
- D – Rusty Holt, CIT
- S 15** O – Harry Lynch, CIT
- D – Kenny Moore, ECU
- S 22** O – Dick Pawlewicz, WM
- D – Vic Moye, UR
- S 29** O – Bob Allen, UR
- D – Gary Godette, ECU
- O 6** O – Bill Deery, WM
- D – Gene Williams, VMI
- O 13** O – Harry Knight, UR
- D – Jim Roberts, CIT
- O 20** O – David Harper, DAV
- D – Pat Kelly, UR
- O 27** O – David Harper, DAV
- D – David Webb, APP
- N 3** O – Carlester Crumpler, ECU
- D – Gary Niklason, ECU
- N 10** O – Carl Summerell, ECU
- D – Danny Kepley, ECU
- N 17** O – Carlester Crumpler, ECU
- D – Ed Amrhein, UR

1974

- S 14** O – Harry Knight, UR
- D – Brian Ruff, CIT
- S 21** O – Bill Deery, WM

- S 28** D – Danny Kepley, ECU
- O – Ronnie Moore, VMI
- D – Curtis Boyd, FUR
- O 5** O – Andrew Johnson, CIT
- D – John Willison, VMI
- O 12** O – Charles Elvington, FUR
- D – Phil Upton, VMI
- O 19** O – Jerry Harmon, APP
- D – Fred Snipes, APP
- O 26** O – Ken Strayhorn, ECU
- D – Brian Ruff, CIT
- N 2** O – Joe Parker, APP
- D – Mike Copley, UR
- N 9** O – Harry Knight, UR
- D – Mike Copley, UR
- N 16** O – Andrew Johnson, CIT
- D – Julius Thomas, APP
- N 23** O – Bill Deery, WM
- D – Phil Upton, VMI

1975

- S 13** O – Emmitt Hamilton, APP
- D – Glen Jones, VMI
- S 20** O – Calvin Simon, APP
- D – Julius Thomas, APP
- S 27** O – Ronnie Moore, VMI
- D – Brian Ruff, CIT
- O 4** O – Dave Taylor, UR
- D – Gilbert Rossie, APP
- O 11** O – Larry Robinson, FUR
- D – Brian Ruff, CIT
- O 18** O – Emmitt Hamilton, APP
- D – Mike Andrus, UR
- O 25** O – Mike Weaver, ECU
- D – Jim Bolding, ECU
- N 1** O – John Palazeti, UR
- D – Harold Fort, ECU
- N 8** O – Robbie Price, APP
- D – Dickie Carey, UR
- N 15** O – Joe Summral, CIT
- D – Brian Ruff, CIT
- N 22** O – Tom Rozantz, WM
- D – Jim Ryan, WM

1976

- S 11** O – Jim Krus, WM
- D – Brian Ruff, CIT
- S 18** O – Keith Fimian, WM
- D – Joe Agee, WM
- S 25** O – Raymond Jones, ECU
- D – Ralph Ferguson, CIT
- O 2** O – Tom Rozantz, WM
- D – Gerald Hall, ECU
- O 9** O – Pete Conaty, ECU
- D – Greg James, CIT
- O 16** O – Jim Krus, WM
- D – Brian Ruff, CIT
- O 23** O – Tom Rozantz, WM
- D – Brian Ruff, CIT
- O 30** O – Scott McConnell, APP
- D – Greg Arnett, VMI
- N 6** O – Tom Rozantz, WM
- D – Reggie Pinkney, ECU
- N 13** O – Larry Robinson, FUR
- D – Scott Hays, WM
- N 20** O – Mike Weaver, ECU
- D – Harold Randolph, ECU

1977

- S 10** O – Craig Jones, VMI
- D – Kenny Mitchell, UTC
- S 17** O – C.W. Geiger, MAR
- D – Ronnie Powe, UTC
- S 24** O – Mike Pusey, WCU
- D – Joey Brison, MAR
- O 1** O – Emmitt Hamilton, APP
- D – Pat Murphy, APP
- O 8** O – Andre Gibson, VMI
- D – no nominations
- O 15** O – David Henderson, FUR
- D – Gary McNeal, VMI
- O 22** O – Wayne Tolleson, WCU
- D – Bobby Church, FUR
- O 29** O – Tony Meredino, UTC
- D – Ricky Smith, WCU
- N 5** O – Robby Clark, VMI
- D – Kenny Caldwell, CIT
- N 12** O – Darrell Lipford, WCU
- D – Tony Starks, CIT
- N 19** O – Mike Pusey, WCU
- D – Felix Hooks, CIT



PLAYERS OF THE WEEK

#SoConFB

- 1978**
- S 9 O – Mike Pusey, WCU
 - D – George Elliott, MAR
 - S 16 O – Steve Brown, APP
 - D – Kurt Woerner, UTC
 - S 23 O – Mark Slawson, CIT
 - D – Pat Murphy, APP
 - S 30 O – Steve Brown, APP
 - D – Ty Smith, WCU
 - O 7 O – Tony Merendino, UTC
 - D – Kenny Caldwell, CIT
 - O 14 O – Jeff Norman, WCU
 - D – Mike Alston, VMI
 - O 21 O – Eddie Estes, APP
 - D – John Creager, UTC
 - O 28 O – David Henderson, FUR
 - D – Thomas Gunn, WCU
 - N 4 O – Gerald Harp, WCU
 - D – Ty Smith, WCU
 - N 11 O – Mark Stowers, FUR
 - D – Scott Wages, CIT
 - N 18 O – Scott McConnell, APP
 - D – Jerry Scott, FUR

- 1979**
- S 8 O – Gwain Durden, UTC
 - D – John Strong, WCU
 - S 15 O – Mike Pusey, WCU
 - D – Willis Yates, UTC
 - S 22 O – Gwain Durden, UTC
 - D – Scott Wages, CIT
 - S 29 O – Tim Russell, CIT
 - D – Ricky Smith, WCU
 - O 6 O – Floyd Allen, VMI
 - D – John Creager, UTC
 - O 13 O – Mark Hutsell, ETSU
 - D – Ron Phillips, ETSU
 - O 20 O – Stump Mitchell, CIT
 - D – Jeff Snipes, FUR
 - O 27 O – Floyd Allen, VMI
 - D – Charles Stein, ETSU
 - N 3 O – Tim Sorrells, FUR
 - D – Al McCloud, UTC
 - N 10 O – Mike Smith, UTC
 - D – Bruce Gheesling, FUR
 - N 17 O – Tim Russell, CIT
 - D – Eddie Estes, WCU

- 1980**
- S 6 O – Rick Beasley, APP
 - D – Bruce Kitchen, VMI
 - S 13 O – Mike Glenn, FUR
 - D – Melvin Rucker, VMI
 - S 20 O – Gwain Durden, UTC
 - D – Richard Ward, UTC
 - S 27 O – Steve Brown, APP
 - D – Sedrick Brown, CIT
 - O 4 O – Stump Mitchell, CIT
 - D – Willis Yates, UTC
 - O 11 O – Stump Mitchell, CIT
 - D – Steve O'Neill, FUR
 - O 8 O – Joe Burke, UTC
 - D – Kris Timmons, VMI
 - O 25 O – Steve Bishop, FUR
 - D – Kevin Morgan, FUR
 - N 1 O – Tim Sorrells, FUR
 - D – Bruce Gheesling, FUR
 - N 8 O – Stump Mitchell, CIT
 - D – Jesse Bandy, MAR
 - N 15 O – Ron Mixon, WCU
 - D – Melvin Rucker, VMI
 - N 22 O – Tony Jackson, UTC
 - D – Jeff Snipes, FUR

- 1981**
- S 12 O – Floyd Allen, VMI
 - D – Jim Devine, MAR
 - S 19 O – Stan Goodson, APP
 - D – Les Dunnaville, VMI
 - S 26 O – Danny Miller, CIT
 - D – Bruce Gheesling, FUR
 - O 3 O – Steve Woods, UTC
 - D – Mike Smith, ETSU
 - O 10 O – Stanford Jennings, FUR
 - D – Bruce Gheesling, FUR
 - O 17 O – Scott Nault, ETSU
 - D – Willis Yates, UTC
 - O 24 O – Floyd Allen, VMI
 - D – Johnny Williams, WCU
 - O 31 O – Ron Mixon, WCU
 - D – Steve Kurtz, UTC
 - N 7 O – Larry Fourqurean, MAR

- D – Bruce Gheesling, FUR
- N 14 O – Anthony James, WCU
- D – Melvin Rucker, VMI
- N 21 O – Byron Walker, CIT
- D – Melvin Rucker, VMI

- 1982**
- S 4 O – Larry Fourqurean, MAR
 - D – Glenn Bates, MAR
 - S 11 O – Tom Radle, VMI
 - D – Nathan Williams, WCU
 - S 18 O – Dean Biasucci, WCU
 - D – Gib McEachran, FUR
 - S 25 O – Jack Teichmann, UTC
 - D – Kenny Washington, UTC
 - O 2 O – Stan Goodson, APP
 - D – John Zemina, FUR
 - O 9 O – Gerald Toney, CIT
 - D – Ernest Gibson, FUR
 - O 16 O – Anthony James, WCU
 - D – Billy Hall, FUR
 - O 23 O – Anthony James, WCU
 - D – Shannon DePew, ETSU
 - O 30 O – Stan Goodson, APP
 - D – Richard Dukes, WCU
 - N 6 O – Artis Edwards, UTC
 - D – Glenn Bates, MAR
 - N 13 O – Stanford Jennings, FUR
 - D – Barry Smith, VMI
 - N 20 O – Jerry Butler, ETSU
 - D – Shannon DePew, ETSU

- 1983**
- S 3 O – Bill Van Aman, APP
 - D – Joel Carter, APP
 - S 10 O – Robert Hill, CIT
 - D – Gary Zingler, ETSU
 - S 17 O – Stanford Jennings, FUR
 - D – David McCrary, UTC
 - S 24 O – Robert Hill, CIT
 - D – Troy Phillips, FUR
 - O 1 O – Randy Joyce, APP
 - D – Richard Dukes, WCU
 - O 8 O – Larry Fourqurean, MAR
 - D – Glenn Richardson, UTC
 - O 15 O – Ralph Potter, UTC
 - D – Mark Bridgeman, FUR
 - O 22 O – David Charpia, FUR
 - D – George Milton, CIT
 - O 29 O – Jack Borders, FUR
 - D – Ricky Pate, WCU
 - N 5 O – David Charpia, FUR
 - D – Miles Nicholson, WCU
 - N 12 O – Herman Jacobs, ETSU
 - D – Mark Bridgeman, FUR
 - N 19 O – Leonard Williams, WCU
 - D – Buck Coatney, FUR

- 1984**
- S 1 O – Robbie Gardner, FUR
 - D – Rock Hurst, FUR
 - S 8 O – Jerry Butler, ETSU
 - D – Louis Cooper, WCU
 - S 15 O – Carl Fodor, MAR
 - D – Rock Hurst, FUR
 - S 22 O – Carl Fodor, MAR
 - D – Tiger Greene, WCU
 - S 29 O – Artis Edwards, UTC
 - D – Glenn Richardson, UTC
 - O 6 O – Jeff Gilbert, WCU
 - D – David Ferrell, ETSU
 - O 13 O – Robert Surratt, MAR
 - D – Jerome Norris, FUR
 - O 20 O – Robert Hill, CIT
 - D – Dino Hackett, APP
 - O 27 O – Jeff Gilbert, WCU
 - D – Tiger Greene, WCU
 - N 3 O – Robbie White, ETSU
 - D – Gary Zingler, ETSU
 - N 10 O – Mitch Fontenot, UTC
 - D – David McCrary, UTC
 - N 17 O – John Settle, APP
 - D – Phil Aldridge, UTC

- 1985**
- S 7 O – John Settle, APP
 - D – Glenn Richardson, UTC
 - S 14 O – Tim Sanders, APP
 - D – Todd Brown, MAR
 - S 21 O – John Settle, APP
 - D – Dino Hackett, APP
 - S 28 O – Bobby Lamb, FUR

- O 5 D – Dino Hackett, APP
- O – Alan Evans, UTC
- D – John Ceglie, MAR
- O 12 O – Bobby Lamb, FUR
- D – Mike Mayo, VMI
- O 19 O – Brian Jager, FUR
- D – Phillip Aldridge, UTC
- O 26 O – Al Comer, VMI
- D – Dino Hackett, APP
- N 2 O – Tim Couch, UTC
- D – Joel Thompson, CIT
- N 9 O – John Settle, APP
- D – Dino Hackett, APP
- N 16 O – Tim Couch, UTC
- D – Chris Melick, APP
- N 23 O – Bobby Lamb, FUR
- D – Dino Hackett, APP

- 1986**
- S 6 O – John Settle, APP
 - D – Jeff Blankenship, FUR
 - S 13 O – Willie Perkins, WCU
 - D – Darryl Gardner, FUR
 - S 20 O – Herman Jacobs, ETSU
 - D – Tim Stepp, FUR
 - S 27 O – Keith Moore, FUR
 - D – Darryl Gardner, FUR
 - O 4 O – John Settle, APP
 - D – Rick Harris, ETSU
 - O 11 O – David Brown, VMI
 - D – Kenny Blacknell, APP
 - O 18 O – Tony Petersen, MAR
 - D – Everett Spellman, WCU
 - O 25 O – John Settle, APP
 - D – Kenny Peebles, WCU
 - N 1 O – Mike Barber, MAR
 - D – Stan Hall, MAR
 - N 8 O – John Settle, APP
 - D – Junior Jackson, UTC
 - N 15 O – Kirk Roach, WCU
 - D – Albert English, ETSU
 - N 22 O – Mark Stock, VMI
 - D – Darryl Gardner, FUR

- 1987**
- S 5 O – Jeff Morgan, ETSU
 - D – David Freeland, APP
 - S 12 O – Chris Speaks, FUR
 - D – Jerome Merrill, UTC
 - S 19 O – Tony Petersen, MAR
 - D – J.D. Cauthen, CIT
 - S 26 O – Stan Nix, UTC
 - D – Scott Arant, WCU
 - O 3 O – John Bagwell, FUR
 - D – Julius Dixon, FUR
 - O 10 O – Tony Petersen, MAR
 - D – Kelly Smith, FUR
 - O 17 O – Mark Smith, WCU
 - D – Reggie Solomon, UTC
 - O 24 O – Tim Sanders, APP
 - D – Leonard Lee, APP
 - O 31 O – Tommy Burriss, CIT
 - D – Mark Snyder, MAR
 - N 7 O – Jeff Morgan, ETSU
 - D – Anthony Downs, APP
 - N 14 O – Tony Petersen, MAR
 - D – Ken Green, MAR
 - N 21 O – Steve Colwell, UTC
 - D – Everett Spellman, WCU

In 1988, the Southern Conference began honoring a freshman of the week in addition to the offensive and defensive players of the week.

- 1988**
- S 3 O – Bobby Fuller, APP
 - D – Rick Harris, ETSU
 - F – Dewey Klein, MAR
 - S 10 O – Gene Brown, CIT
 - D – Willie Greenway, UTC
 - F – Mark Williams, ETSU
 - S 17 O – Darryl Jackson, WCU
 - D – Geno Segars, WCU
 - F – Dewey Klein, MAR
 - S 24 O – Gene Brown, CIT
 - D – Troy Boeck, UTC
 - F – Michael Bryant, MAR
 - O 1 O – Gene Brown, CIT
 - D – Mike Lowman, UTC
 - F – Jackie Washington, UTC
 - O 8 O – John Gregory, MAR
 - D – Mike Frier, APP

- F – Scott Council, VMI
- O – Mike Barber, MAR
- D – Pete Long, CIT
- F – Michael Bryant, MAR
- O 22 O – Sean Doctor, MAR
- D – Nick McKnight, MAR
- F – Rocky Clay, APP
- O 29 O – Frankie DeBusk, FUR
- D – Jeff Barnes, VMI
- F – Dewey Klein, MAR
- N 5 O – Adrian Johnson, CIT
- D – Jeff Blankenship, FUR
- F – Lance Redding, APP
- N 12 O – Gene Brown, CIT
- D – Jeff Blankenship, FUR
- F – Vince Carelli, UTC
- N 19 O – Bobby Fuller, APP
- D – Wayne Purcell, VMI
- F – Scott Council, VMI

- 1989**
- S 2 O – John Gregory, MAR
 - D – Larry Huffman, MAR
 - F – D.J. Campbell, APP
 - S 9 O – Ritchie Melchor, APP
 - D – Keith Collins, APP
 - F – Harold Alexander, APP
 - S 16 O – George Searcy, ETSU
 - D – Terrell Wagner, WCU
 - F – Tony Scales, VMI
 - S 23 O – James Roberts, UTC
 - D – Junior Jackson, UTC
 - F – James Roberts, UTC
 - S 30 O – George Searcy, ETSU
 - D – Junior Jackson, UTC
 - F – Anthony Smith, APP
 - O 7 O – Frankie DeBusk, FUR
 - D – Gary Dandridge, APP
 - F – Al Ellis, APP
 - O 14 O – George Searcy, ETSU
 - D – Chris Roper, FUR
 - F – James Roberts, UTC
 - O 21 O – John Gregory, MAR
 - D – Junior Jackson, UTC
 - F – James Roberts, UTC
 - O 28 O – Ritchie Melchor, APP
 - D – Kelly Fletcher, FUR
 - F – D.J. Campbell, APP
 - N 4 O – D.J. Campbell, APP
 - D – Kevin Kendrick, FUR
 - F – D.J. Campbell, APP
 - N 11 O – John Gregory, MAR
 - D – Raymond Flowers, VMI
 - F – Raymond Flowers, VMI
 - N 18 O – Frankie DeBusk, FUR
 - D – Dwayne Pelham, APP
 - F – Dewayne Arkadie, VMI

- 1990**
- S 1 O – Michael Payton, MAR
 - D – Donahue Stephenson, MAR
 - F – Butch Jennings, VMI
 - S 8 O – Jack Douglas, CIT
 - D – J.J. Davis, CIT
 - F – Kevin Thigpen, WCU
 - S 15 O – Tony Scales, VMI
 - D – Shingo Weems, UTC
 - F – Derrick Hollins, ETSU
 - S 22 O – Kevin Thigpen, WCU
 - D – J.J. Davis, CIT
 - F – Kevin Thigpen, WCU
 - S 29 O – Ricardo Clark, MAR
 - D – Rico Mack, APP
 - F – Donahue Stephenson, MAR
 - O 6 O – Carl Tremble, FUR
 - D – Brance Draine, UTC
 - F – Bobby Acree, UTC
 - O 13 O – Tony Scales, VMI
 - D – Shingo Weems, UTC
 - F – Derrick Hollins, ETSU
 - O 20 O – Jack Douglas, CIT
 - D – Lester Smith, CIT
 - F – Maurice Kelly, ETSU
 - O 27 O – Jack Douglas, CIT
 - D – Kevin Kendrick, FUR
 - F – Derrick Hollins, ETSU
 - N 3 O – Derrick Hollins, ETSU
 - D – Joe Chirico, MAR
 - F – Derrick Hollins, ETSU
 - N 10 O – Glen Connally, FUR
 - D – Allen Edwards, FUR
 - F – Shingo Weems, UTC

PLAYERS OF THE WEEK



- N 17** O – Carl Tremble, FUR
D – Rico Mack, APP
F – Johnny Smith, APP
- 1991**
- 8/31** O – James Roberts, UTC
D – Harold Alexander, APP
F – Kerry Hayes, WCU
- S 7** O – Tony Scales, VMI
D – Charles McGregor, MAR
F – Tim Williams, VMI
- S 14** O – Tony Scales, VMI
D – Steve Wilks, APP
F – Chip Hooks, APP
- S 21** O – Shoun Habersham, UTC
D – Jackie Washington, UTC
F – Kerry Hayes, WCU
- S 28** O – Chip Hooks, APP
D – Dewayne Arkadie, VMI
F – Chip Hooks, APP
- O 5** O – Hugh Swilling, FUR
D – Rico Mack, APP
F – Nate Abraham, APP
- O 12** O – Michael Payton, MAR
D – Lester Smith, CIT
F – Chip Hooks, APP
- O 19** O – Kevin Thigpen, WCU
D – Avery Hall, APP
F – Kerry Hayes, WCU
- O 26** O – Kenyon Earl, UTC
D – David Masterson, UTC
F – Todd Donnan, MAR
- N 2** O – Jack Douglas, CIT
D – David Brodsky, CIT
F – Roger Johnson, MAR
- N 9** O – Michael Payton, MAR
D – Albert Luke, UTC
F – Roger Johnson, MAR
- N 16** O – Michael Payton, MAR
D – Ryan Livezey, FUR
F – Chip Hooks, APP
- N 23** O – Troy Brown, MAR
D – David Russinko, CIT
F – Roger Johnson, MAR
- 1992**
- S 5** O – Jerry Ellison, UTC
D – Judson Boehmer, CIT
F – Pat Crust, ETSU
- S 12** O – Troy Brown, MAR
D – Lester Smith, CIT
F – Chris Parker, MAR
- S 19** O – Everette Sands, CIT
D – Shannon King, MAR
F – Terry Tucker, VMI
- S 26** O – Everette Sands, CIT
D – Avery Hall, APP
F – Marlon Anderson, VMI
- O 3** O – Everette Sands, CIT
D – Milan Sterling, FUR
F – Gabe Berry, ETSU
- O 10** O – Michael Payton, MAR
D – William King, MAR
F – Willie McLain, APP
- O 17** O – Lonnie Galloway, WCU
D – William King, MAR
F – Wes Greenwell, WCU
- O 24** O – Craig Aiken, WCU
D – Ahren Self, CIT
F – Jim Richter, FUR
- O 31** O – Lonnie Galloway, WCU
D – Julius Grant, WCU
F – Ricky Carter, MAR
- N 7** O – Michael Payton, MAR
D – Sean Swoope, APP
F – Ricky Carter, MAR
- N 14** O – Carl Tremble, FUR
D – Tom Bodine, WCU
F – Byron Turner, MAR
- N 21** O – Carl Tremble, FUR
D – Avery Hall, APP
F – Marlon Anderson, VMI
- 1993**
- S 4** O – Jim Richter, FUR
D – Andre Worrell, FUR
F – Larry Bell, ETSU
- S 11** O – Chris Parker, MAR
D – Alex Mash, GSU
F – Nakia Thomas, ETSU
- S 18** O – Kenyon Earl, UTC
D – William King, MAR

- S 25** F – Dexter Coakley, APP
O – C.J. Haynes, CIT
D – Dexter Coakley, APP
F – Gerard Hardy, APP
- O 2** O – Kenyon Earl, UTC
D – Roger Johnson, MAR
F – Jimmy Butler, WCU
- O 9** O – Lonnie Galloway, WCU
D – Shannon King, MAR
F – Greg Ryan, ETSU
- O 16** O – Chris Parker, MAR
D – Tom Bodine, WCU
F – Shawn Lyons, CIT
- O 23** O – Charles Bostick, GSU
D – Shannon King, MAR
F – Tim Martin, MAR
- O 30** O – Scott Satterfield, APP
D – Roger Johnson, MAR
F – Damon Scott, APP
- N 6** O – Chris Parker, MAR
D – William King, MAR
F – Thomas Haskins, VMI
- N 13** O – Thomas Haskins, VMI
D – Milan Sterling, FUR
F – Braniff Bonaventure, FUR
- N 20** O – Jerry Ellison, UTC
D – Julius Grant, WCU
F – Greg Ryan, ETSU
- 1994**
- S 5** O – Thomas Haskins, VMI
D – Vince Parker, MAR
F – B.J. Cohen, MAR
- S 12** O – Chris Parker, MAR
D – Andre Hentz, FUR
F – Brian Edwards, ETSU
- S 19** O – Jeff Johnson, ETSU
D – James Russell, ETSU
F – B.J. Cohen, MAR
- S 26** O – Don Blue, APP
D – Dexter Coakley, APP
F – Kenny Robinson, GSU
- O 3** O – John Burton, CIT
D – William Peebles, APP
F – Leander Dumas, WCU
- O 10** O – Greg Ryan, ETSU
D – Herb Streater, WCU
F – Larry McCloud, MAR
- O 17** O – Terrance Rivers, CIT
D – Marco Bradham, GSU
F – Stan Sullivan, UTC
- O 24** O – Kerry Hayes, WCU
D – Johnny Smith, APP
F – Robb Harris, WCU
- O 31** O – Todd Donnan, MAR
D – Mark Tate, FUR
F – Mark Moore, FUR
- N 7** O – Aldwin Lance, APP
D – Micah Young, CIT
F – Quasey Vinson, UTC
- N 14** O – Todd Donnan, MAR
D – Chip Miller, APP
F – Brian Edwards, ETSU
- N 21** O – Thomas Haskins, VMI
D – Craig Wasik, ETSU
F – Brian Edwards, ETSU
- 1995**
- S 4** O – Scott Satterfield, APP
D – Scott Belcher, CIT
F – Stanley Myers, CIT
- S 11** O – Thomas Haskins, VMI
D – Brad Keeney, CIT
F – Stanley Myers, CIT
- S 18** O – Damon Scott, APP
D – Kelly Cook, VMI
F – Chad Pennington, MAR
- S 25** O – Braniff Bonaventure, FUR
D – Robert Tucker, WCU
F – Marques Stubbs, FUR
- O 2** O – Braniff Bonaventure, FUR
D – Jason Hatcher, WCU
F – Orlando Ruff, FUR
- O 9** O – Greg Ryan, ETSU
D – Derrick Reeves, GSU
F – Chad Pennington, MAR
- O 16** O – Chris Parker, MAR
D – Thomas Haskins, VMI
F – Dexter Coakley, APP
- O 23** O – Marrio Grier, UTC
D – Dexter Coakley, APP

- O 30** F – Tyrone Coleman, UTC
O – Greg Ryan, ETSU
D – James Russell, ETSU
F – Terence Stokes, WCU
- N 6** O – Charles Bostick, GSU
D – B.J. Cohen, MAR
F – Brian Hampton, UTC
- N 13** O – Damon Scott, APP
D – Dexter Coakley, APP
F – Joey Hall, APP
- N 20** O – Chris Parker, MAR
D – Donnie Abraham, ETSU
F – Chad Pennington, MAR
- 1996**
- S 1** O – Kenny Robinson, GSU
D – Dexter Coakley, APP
F – Carlos Locklyn, UTC
- S 8** O – Erik Thomas, MAR
D – Eric Johnson, WCU
F – Darius Hooks, WCU
- S 15** O – Ernest Crosby, FUR
D – James Russell, ETSU
F – Randy Moss, MAR
- S 22** O – Gerard Hardy, APP
D – Shon Galloway, ETSU
F – Brandon Walker, ETSU
- S 29** O – Josh Cole, FUR
D – Larry McCloud, MAR
F – Stuart Rentz, FUR
- O 6** O – Eric Kresser, MAR
D – Dexter Coakley, APP
F – Marq Cerqua, FUR
- O 13** O – Ernest Crosby, FUR
D – Dexter Coakley, APP
F – Greg Hill, GSU
- O 20** O – Thomas Haskins, VMI
D – Gordon Fenderson, APP
F – Randy Moss, MAR
- O 27** O – Roderick Russell, GSU
D – Scott Belcher, CIT
F – Brandon Walker, ETSU
- N 3** O – Damon Scott, APP
D – Adam Walton, ETSU
F – Randy Moss, MAR
- N 10** O – Eric Kresser, MAR
D – Billy Lyon, MAR
F – Randy Moss, MAR
- N 17** O – Thomas Haskins, VMI
D – Mike Rogers, VMI
F – Greg Hill, GSU
- N 24** O – Braniff Bonaventure, FUR
D – Bryan Dailer, FUR
F – Chuck Payne, APP
- 1997**
- S 6** O – Carlos Frank, CIT
D – Mario Hankerson, ETSU
F – Todd Wells, ETSU
- S 13** O – Brian Edwards, ETSU
D – Chris Webb, CIT
F – Mario Richardson, CIT
- S 20** O – Darius Hooks, WCU
D – D.T. Tanner, GSU
F – Daryl Skinner, APP
- S 27** O – Brent Rickman, FUR
D – Chad Nighbert, GSU
F – Todd Wells, ETSU
- O 4** O – Todd Wells, ETSU
D – David Damon, UTC
F – Daryl Skinner, APP
- O 11** O – Ernest Crosby, FUR
D – Jay Thier, FUR
F – Britt Gardner, CIT
- O 18** O – Gerard Hardy, APP
D – Earl Hunter, APP
F – Brent Rickman, FUR
- O 25** O – Roderick Russell, GSU
D – Mario Hankerson, ETSU
F – Keydrick Gordon, ETSU
- N 1** O – Corey Joyner, GSU
D – Ken Byrd, APP
F – Daryl Morrell, GSU
- N 8** O – Greg Hill, GSU
D – Daryl Morrell, GSU
F – Todd Wells, ETSU
- N 15** O – Stefpom Hawkins, UTC
D – Marcus Bradley, WCU
F – Justin Hill, FUR
- N 22** O – B.J. Adigun, ETSU
D – Bryan Dailer, FUR
F – Derek Russell, FUR

- 1998**
- S 5** O – Antonio Smith, CIT
D – Arkee Thompson, GSU
F – Adrian Peterson, GSU
- S 12** O – Adrian Peterson, GSU
D – Chuck Payne, APP
F – Louis Ivory, FUR
- S 19** O – Greg Hill, GSU
D – Eric Johnson, WCU
F – Daniel Robertson, FUR
- S 26** O – Adrian Peterson, GSU
D – Anthony Jenkins, WCU
F – Arkee Thompson, GSU
- O 3** O – Daniel Jeremiah, APP
D – Richie Jackson, FUR
F – Will Bouton, FUR
- O 10** O – Daryl Skinner, APP
D – Marcus Johnson, CIT
F – Aaron Mitchell, VMI
- O 17** D – Arkee Thompson, GSU
F – Adrian Peterson, GSU
- O 24** O – Adrian Peterson, GSU
D – DeNorris Burton, WCU
F – Aaron Mitchell, VMI
- O 31** O – Brad Hoover, APP
D – Kevin Peterson, ETSU
F – Adrian Peterson, GSU
- N 7** O – Greg Hill, GSU
D – Eric Davis, GSU
F – Adrian Peterson, GSU
- N 14** O – Terrence McCall, APP
D – Marcus Johnson, CIT
F – Travis Wilson, WOF
- N 21** O – Brad Hoover, WCU
D – Brett Chappell, WCU
F – Travis Wilson, WOF
- 1999**
- S 4** O – Chris Sanders, UTC
D – Cody Goodwin, UTC
F – Joe Patrick, APP
- S 11** O – Karim Razzak, APP
D – Corey Hall, APP
F – Anthony Williams, GSU
- S 18** O – Adrian Peterson, GSU
D – Will Bouton, FUR
F – Jesse McCoy, WOF
- S 25** O – Adrian Peterson, GSU
D – Ben Dae, WOF
F – Billy Napier, FUR
- O 2** O – Adrian Peterson, GSU
D – Tim Ramseur, APP
F – John Keith, FUR
- O 9** F – Jesse McCoy, WOF
D – Matthew Kluk, VMI
- O 16** O – Louis Ivory, FUR
D – Walter Booth, FUR
F – David Young, GSU
- O 23** O – Carlos Locklyn, UTC
D – Corey Hall, APP
F – Jesse McCoy, WOF
- O 31** O – Chris Sanders, UTC
D – Carlos Locklyn, UTC
F – Louis Ivory, FUR
- N 7** D – Dean Kelley, CIT
F – Mike Ward, GSU
- N 15** O – Justin Hill, GSU
D – Justin Seaverns, APP
F – Josh Cain, UTC
- N 22** O – Justin Hill, FUR
D – John Keith, FUR
F – David Young, GSU
- 2000**
- S 2** O – Louis Ivory, FUR
D – Will Bouton, FUR
F – Tim Turner, ETSU
- S 9** O – David Rivers, WCU
D – Marcus Ellerbe, UTC
F – Lamont Seward, WCU
- S 16** O – Cos DeMatteo, UTC
D – Denny Haywood, CIT
F – Corey Carter, ETSU
- S 23** O – J.R. Revere, GSU
D – Justin Fryer, WCU

PLAYERS OF THE WEEK

#SoConFB

- S 30 F – Brandon Poole, FUR
O – Louis Ivory, FUR
O – Adrian Peterson, GSU
D – Du'Shon Martin, APP
F – Scooter Johnson, CIT
- O 7 O – Joe Burchette, APP
D – Freddie Pesqueira, GSU
F – Fred Boateng, WCU
- O 14 O – David Rivers, WCU
D – Josh Cooper, FUR
F – Lamont Seward, WCU
- O 21 O – Todd Wells, ETSU
D – Rahim El Amin, ETSU
D – Justin Fryer, WCU
F – Lamont Seward, WCU
- O 28 O – Matt Vick, UTC
D – Brian Bodor, WOF
F – Lamont Seward, WCU
- N 4 O – Louis Ivory, FUR
D – Will Bouton, FUR
F – Shaun Fogle, WOF
- N 11 O – Joe Burchette, APP
O – Joey Gibson, VMI
D – Will Bouton, FUR
D – Josh Jeffries, APP
F – Danny MAR, FUR
- N 18 O – Louis Ivory, FUR
O – Chris Sanders, UTC
D – Kevin Hudson, WOF
F – Lamont Seward, WCU
- 2001
- S 3 O – Adrian Peterson, GSU
D – Justin Fryer, WCU
F – Mazzie Drummond, CIT
- S 10 O – Adrian Peterson, GSU
D – Josh Jeffries, APP
F – Victor Cabral, GSU
- S 24 O – Fred Boateng, WCU
D – Robert Mathis, WOF
F – Johnathan Woodman, GSU
- O 1 O – Louis Ivory, FUR
D – Kevin Howard, CIT
F – Titus Green, VMI
- O 8 O – J.R. Revere, GSU
D – Will Bouton, FUR
F – Issac West, FUR
- O 15 O – Michael Banks, WCU
D – Derik Screen, VMI
F – Kwento Ikuezunma, UTC
- O 22 O – Joe Burchette, APP
D – Travis Stephens, CIT
F – Jermane Little, APP
- O 29 O – Jimmy Watkins, APP
D – Chase Corn, WOF
F – Gerald Sensabaugh, ETSU
- N 5 O – Adrian Peterson, GSU
D – Josh Cain, UTC
F – Kevin Corley, CIT
- N 12 O – Maurice Murphy, CIT
D – Tyler Unzicker, UTC
F – Jonathan Lyles, APP
- N 19 O – Billy Napier, FUR
D – Josh Cooper, FUR
F – Tyler Norman, WCU
- N 26 O – Charles McNeill, UTC
D – Josh Cain, UTC
F – Cedrick Ritter, FUR
- 2002
- S 2 O – Jeff Zolman, WOF
D – Rod Dunlap, WCU
F – Donnie Johnston, VMI
- S 9 O – Joey Gibson, VMI
D – David Young, GSU
F – Jermaine Austin, GSU
- S 16 O – Billy Napier, FUR
D – Cliff Washburn, CIT
F – Brad West, APP
- S 23 O – Jesse McCoy, WOF
D – Montreal Harkley, ETSU
F – Jim Thurman, WOF
- S 30 O – Joe Burchette, APP
D – Josh Jeffries, APP
F – Jermaine Austin, GSU
- O 7 O – Jesse McCoy, WOF
D – Josh Cain, UTC
F – Jim Thurman, WOF
- O 14 O – Chaz Williams, GSU
D – Josh Jeffries, APP
F – Gary Price, VMI
- O 21 O – Chaz Williams, GSU

- D – Lamar Beam, ETSU
F – Sean Mizzer, VMI
- O 28 O – Manny DeShauteurs, WCU
D – Roland Harris, WOF
F – Gabriel Jackson, WOF
- N 4 O – Jesse McCoy, WOF
D – Scott Cornatzer, APP
F – Sean Mizzer, VMI
- N 11 O – Chaz Williams, GSU
D – Anthony Jones, WOF
F – Richie Williams, APP
- N 18 O – Billy Napier, FUR
D – Chris Walsh, VMI
F – Jermaine Austin, GSU
- N 25 O – Jeff Klein, CIT
D – Rodney Johnson, FUR
F – William Freeman, FUR
- 2003
- S 1 O – Ern Mills, CIT
D – Cam Newton, FUR
F – Chad Nkang, ELON
- S 8 O – Jermaine Austin, GSU
D – Teddie Whitaker, WOF
F – Carl Meadows, ETSU
- S 15 O – Gaven Varner, ETSU
D – Allen Davis, ETSU
Mike Warren, ELON
F – Carl Meadows, ETSU
- S 22 O – Brian Gaither, WCU
D – William Freeman, FUR
F – Kevious Johnson, WOF
- S 29 O – Lamont Seward, WCU
D – James Burchett, GSU
F – Mike Cullen, ETSU
- O 6 O – J.R. McNair, WOF
Alonzo Nix, UTC
D – Timmy Thrift, WOF
F – Alan Atwater, APP
- O 13 O – Trey Hunter, GSU
D – K.T. Stovall, APP
F – Nicholas Wishart, WCU
- O 20 O – Nehemiah Broughton, CIT
D – Tony Tiller, ETSU
F – Corey Lynch, APP
- O 27 O – Vinnie Miroth, UTC
D – Teddie Whitaker, WOF
F – Josh Stepp, FUR
- N 3 O – Jermaine Austin, GSU
D – Matt Nelson, WOF
F – Alan Atwater, APP
- N 10 O – Sean Holland, GSU
D – Sam Smalls, APP
F – Kevious Johnson, WOF
- N 17 O – Gaven Varner, ETSU
Ern Mills, CIT
D – K.T. Stovall, APP
F – Carl Meadows, ETSU
- N 24 O – Gaven Varner, ETSU
Bo Moore, FUR
D – Nick McNeil, WCU
F – Carl Meadows, ETSU
- 2004
- S 6 O – Ingle Martin, FUR
D – Travis Hill, WCU
F – Scott Beckler, FUR
- S 13 O – Richie Williams, APP
D – Cam Newton, FUR
F – Antonio Miller, UTC
- S 20 O – Richie Williams, APP
D – William Freeman, FUR
F – Kye Hamilton, ELON
- S 27 O – Jermaine Austin, GSU
D – William Freeman, FUR
F – Brian Kemp, WOF
- O 4 O – Chaz Williams, GSU
D – Jeremy Wiggins, APP
F – Trey Elder, APP
- O 11 O – Richie Williams, APP
D – Dwayne Ijames, ELON
F – Cedric Gipson, FUR
- O 18 O – John Taylor, Elon
D – Lee Basinger, WOF
F – Jayson Foster, GSU
- O 25 O – DaVon Fowlkes, APP
D – Greg McConico, UTC
F – Montrell Lee, CIT
- N 1 O – Cedric Stevens, UTC
D – Travis Hill, WCU
F – Jayson Foster, GSU
- N 8 O – DaVon Fowlkes, APP

- D – William Freeman, FUR
F – Jerome Felton, FUR
- N 15 O – Isaac West, FUR
D – Bruce Lee, WCU
F – Andrew Jones, FUR
- N 22 O – Ingle Martin, FUR
D – Justin Franklin, WOF
F – Cedrick Gipson, FUR
- 2005
- S 5 O – Jermaine Austin, GSU
D – Jeff Phillips, UTC
F – Zach McAlister, ELON
- S 12 O – Darius Fuge, WCU
D – Larry White, UTC
F – Chris Tommie, WOF
- S 19 O – Kevin Richardson, APP
D – Katon Bethay, WOF
F – Zach McAlister, ELON
- S 26 O – Richie Williams, APP
D – Marques Murrell, APP
F – Joel Bell, FUR
- O 3 O – Ingle Martin, FUR
D – Porter Johnson, CIT
F – Matt Wise, GSU
- O 10 O – Richie Williams, APP
D – William Freeman, FUR
D – Dedrick Bynam, GSU
- O 17 O – Kevin Richardson, APP
D – Chad Nkang, ELON
F – Joe Baptiste, ELON
- O 24 O – Richie Williams, APP
D – Carlton Bailey, WCU
F – Larry Beard, GSU
- O 31 O – Richie Williams, APP
Eldra Buckley, UTC
Jayson Foster, GSU
D – Willia Rowell, CIT
F – Jarvis Newson, UTC
- N 7 O – Eldra Buckley, UTC
D – William Freeman, FUR
F – Brandon Williams, FUR
- N 14 O – Richie Williams, APP
D – Marques Murrell, APP
F – Ben Carnell, CIT
- N 21 O – Ingle Martin, FUR
D – Porter Johnson, CIT
F – Dane Romero, WOF
- 2006
- S 4 O – Eldra Buckley, UTC
D – Chad Nkang, ELON
F – Jordan Sorrells, FUR
- S 11 O – Chris Covington, GSU

- D – Pierre Banks, APP
F – Karlos Sullivan, ELON
- S 18 O – Renaldo Gray, FUR
D – Chris Johnson, UTC
F – Gary Tharrington, APP
- S 25 O – Jerome Felton, FUR
D – Jeremy Wiggins, APP
F – Armanti Edwards, APP
- O 2 O – Duran Lawson, CIT
D – Corey Weaver, ELON
F – Armanti Edwards, APP
- O 9 O – Wes Pope, ELON
D – Jeremy Wiggins, APP
F – Armanti Edwards, APP
- O 16 O – Travis Clark, GSU
D – Corey Lynch, APP
F – Jordan Sorrells, FUR
- O 23 O – Tory Cooper, CIT
D – Chris Camacho, UTC
F – Armanti Edwards, APP
Jordan Sorrells, FUR
- O 30 O – Kevin Richardson, APP
D – Corey Lynch, APP
James Gonsoulin, WOF
F – Nolan Ward, ELON
- N 5 O – Kevin Richardson, APP
Michael Hobbs, WOF
D – Chad Nkang, ELON
F – Erroll Wynn, UTC
- N 12 O – Tory Cooper, CIT
D – Chad Nkang, ELON
F – Armanti Edwards, APP
- N 19 O – Duran Lawson, CIT
D – Kevin Adleman, WOF
F – Andre Roberts, APP
Ron Flott, WOF
- 2007
- S 3 O – Armanti Edwards, APP
D – Corey Lynch, APP
S – Patrick Mugan, WOF
F – Scott Riddle, Elon
- S 10 O – Jayson Foster, GSU
Trey Elder, APP
D – Gary Blount, WCU
S – Johnathan Synovec, CIT
F – Scott Riddle, Elon
- S 17 O – Jayson Foster, GSU
D – Anthony Williams, APP
S – Jonathan Parsons, WCU

In 2007, the Southern Conference added a special teams player of the week to the list of honorees each week.



Elon quarterback Scott Riddle took six weekly honors in 2007, earning three SoCon offensive player of the week awards and three freshman of the week awards.

PLAYERS OF THE WEEK



Appalachian State punter/place kicker Sam Martin earned special teams player of the week honors twice in 2010.

- F – Zeke Rozier, GSU
- S 24** O – Terrell Hudgins, Elon
D – Dan Tavani, WOF
S – Jonathan Parsons, WCU
Craig Camay, UTC
- F – E.J. Webb, GSU
- O 1** O – Kevin Richardson, APP
Kevious Johnson, WOF
D – Quinton Phillips, WCU
S – Michael Mayers, Elon
F – Chris Teal, GSU
- O 8** O – Scott Riddle, Elon
D – Thomas Twitty, FUR
S – Jesse Hartley, GSU
F – Adam Hearn, WCU
- O 15** O – Duran Lawson, CIT
D – Chris Camacho, UTC
S – Andrew Wilcox, Elon
F – Mike Brown, FUR
- O 22** O – Scott Riddle, Elon
D – Quinton Phillips, WCU
S – Mike Adams, CIT
F – Billy Lowe, GSU
- O 29** O – Scott Riddle, Elon
D – Corey Lynch, APP
S – Jesse Hartley, GSU
F – Marquel Pittman, WCU
- N 5** O – Armanti Edwards, APP
Jayson Foster, GSU
D – William Middleton, FUR
S – Jesse Hartley, GSU
F – Scott Riddle, Elon
- N 12** O – Kevin Richardson, APP
D – Julian Hicks, FUR
S – Sean Lees, WOF
F – Bart Blanchard, CIT
- N 19** O – Renaldo Gray, FUR
D – D.J. Smith, APP
S – Mike Adams, CIT
F – Brandon Wiggins, Elon

2008

- S 1** O – Dane Romero, WOF
D – Jacque Roman, APP
S – Andre Roberts, CIT
F – Asheton Jordan, CIT
- S 8** O – Robert Welton, APP
D – Brandon Williams, FUR
S – Karlos Sullivan, Elon
F – Mitch Allen, WOF
- S 15** O – Antonio Henton, GSU
D – Quintin Phillips, WCU
S – Bo Williamson, Elon
F – A.J. Harris, Elon
- S 22** O – Terrell Hudgins, Elon
D – Reggie Rice, CIT
S – Andrew Wilcox, Elon
F – Quan Warley, WCU
- S 29** O – Devin Radford, APP
D – Seth Goldwire, WOF
S – Andrew Wilcox, Elon
F – Demarcus Watts, GSU
- O 6** O – Armanti Edwards, APP
D – Cortez Gilbert, APP
S – Bob Hooper, SAM
F – Dustin Taliaferro, SAM
- O 13** O – Armanti Edwards, APP
D – D.J. Smith, APP
S – Andrew Wilcox, Elon
F – Zack Jaynes, WCU
- O 20** O – Armanti Edwards, APP
D – William Middleton, FUR
S – Raja Andrews, GSU
F – Jamal Shuman, Elon
- O 27** O – Chris Evans, SAM
D – Patrick Hatcher, SAM
S – Patrick Bolen, GSU
F – Quan Warley, WCU
- N 3** O – Armanti Edwards, APP
D – Mark LeGree, APP
S – Blake Cain, WCU
F – Brian Quick, APP
- N 10** O – Dane Romero, WOF
D – Andy Davis, SAM
S – Bob Hooper, SAM
F – Dustin Taliaferro, SAM
- N 17** O – Lee Chapple, GSU
D – Dion Dubose, GSU
S – Andre Roberts, CIT
F – Terrell Dallas, CIT
- N 24** O – DeAndre Presley, APP
D – Adrian McLeod, WCU

- S – Asheton Jordan, CIT
- F – DeAndre Presley, APP

2009

- S 7** O – Jordan Sorrells, FUR
D – Joseph Boateng, CIT
S – Lance Camp, Elon
F – Jamere Valentine, GSU
- S 14** O – Jamal Shuman, Elon
D – Max Lerner, FUR
S – Craig Camay, UTC
F – Chris Awuah, UTC
- S 21** O – Bryan Fitzgerald, UTC
D – Ryan Consiglio, UTC
S – Mike Hammons, UTC
F – SeQuan Stanley, WOF
- S 28** O – Scott Riddle, Elon
Bart Blanchard, CIT
D – D.J. Smith, APP
S – Matthew Cesari, FUR
F – Ryan Consiglio, UTC
- O 5** O – Terrell Hudgins, Elon
D – Kadarron Anderson, FUR
S – Adrian Mora, GSU
F – Van Dyke Jones, CIT
- O 12** O – Devon Moore, APP
D – Josh Beard, UTC
S – Bob Hooper, SAM
F – Adam Shreiner, Elon
- O 19** O – Armanti Edwards, APP
D – Mark LeGree, APP
S – Jason Vitaris, APP
F – Dion Wilson, WCU
- O 26** O – Miguel Starks, CIT
D – Karlos Sullivan, Elon
S – A.J. Harris, Elon
F – Van Dyke Jones, CIT
- N 2** O – Armanti Edwards, APP
D – Cortez Allen, CIT
S – Adam Shreiner, Elon
F – Tommy Edwards, CIT
- N 9** O – Brandon Newsome, Elon
D – Bryce Smith, SAM
S – Trent Hawk, FUR
F – Michael Johnson, WCU
- N 16** O – Chris Evans, SAM
D – Mark LeGree, APP
S – Craig Camay, UTC
F – Joshua Williams, UTC
- N 23** O – Jordan Sorrells, FUR
D – Nathan Wade, FUR
S – Bob Hooper, SAM
F – Michael Johnson, WCU

2010

- S 6** O – DeAndre Presley, APP
D – Brandon Wiggins, Elon
S – Adrian Mora, GSU
F – Matt Thompson, CIT
- S 13** O – Brian Quick, APP
D – Ryan Consiglio, UTC
S – Mike Hammons, UTC
F – Quin Roberson, SAM
- S 20** O – Joel Bradford, UTC
Adam Mims, FUR
D – Torez Jones, WCU
S – Jason Vitaris, APP
F – Shawn Boone, FUR
- S 27** O – DeAndre Presley, APP
D – Laron Scott, GSU
S – Sam Martin, APP
F – Kadeem Wise, UTC
- O 4** O – Eric Breitenstein, WOF
D – Adam Hearn, WCU
S – Cameron Yaw, SAM
F – Brandon Pechloff, WCU
- O 11** O – DeAndre Presley, APP
D – Jamael Lett, SAM
S – Cass Couey, CIT
F – Keon Williams, UTC
- O 18** O – DeAndre Presley, APP
D – Ryan Steed, FUR
S – Donovan Johnson, WOF
F – Ray Early, FUR
- O 25** O – Joel Bradford, UTC
D – Jabari Fletcher, APP
S – Mike Rucker, WOF
F – Deja Alexander, WCU
- N 1** O – A.J. Harris, Elon
D – Jabari Fletcher, APP
S – Sam Martin, APP
F – Brandon Brant, Elon

- N 8** O – Eric Breitenstein, WOF
D – Ameet Pall, WOF
S – Brian Sutherland, UTC
F – Robert Brown, GSU
- N 15** O – Devon Moore, APP
D – Brent Russell, GSU
S – Jason Vitaris, APP
F – Robert Brown, GSU
- N 22** O – Scott Riddle, Elon
D – Demetrius Jackson, CIT
S – Cameron Yaw, SAM
F – Ben Dupree, CIT

2011

- S 5** O – Jerodis Williams, FUR
D – Alvin Scioneaux, WOF
F – Deion Stanley, GSU
S – Sam Martin, APP
- S 12** O – Joel Bradford, UTC
D – Wes Dothard, UTC
F – Shaun Warren, WCU
S – Chas Short, FUR
- S 19** O – Aaron Mellette, FUR
D – Wes Dothard, UTC
F – Marquis Green, UTC
S – Sam Martin, APP
- S 26** O – Chris Forcier, FUR
D – Jeremy Kimbrough, APP
F – Ezayi Youyoute, GSU
S – Adam Shreiner, Elon
- O 3** O – Chris Forcier, FUR
D – Rod Harland, CIT
F – Dominique Swope, GSU
S – George Richardson, WCU
- O 10** O – Robert Brown, GSU
D – Alvin Hines, SAM
F – Terrell Robinson, UTC
S – Brenton Bersin, WOF
- O 17** O – Fabian Truss, SAM
D – Corey White, SAM
F – Terrell Robinson, UTC
S – Adrian Mora, GSU
- O 24** O – Jerodis Williams, FUR
D – Wes Dothard, UTC
F – Terrell Robinson, UTC
S – Travaris Cadet, APP
- O 31** O – Eric Breitenstein, WOF
D – Mitch McGrath, FUR
F – Ronald Blair, APP
S – Fabian Truss, SAM
- N 7** O – Chris Forcier, FUR
D – Josh Williams, UTC
F – Deion Stanley, GSU
S – Joel Bradford, UTC
- N 14** O – Thomas Wilson, Elon
D – Joshua Jones, Elon
F – Dominique Swope, GSU
S – Drew Stewart, APP
- N 21** O – Aaron Mellette, Elon
D – Ryan Consiglio, UTC

- F – Dominique Swope, GSU
S – Laron Scott, GSU

2012

- S 3** O – Eric Breitenstein, WOF
D – Chris Billingslea, CIT
F – Troy Mitchell, WCU
S – Sam Martin, APP
- S 10** O – Jamal Jackson, APP
D – Jaquiski Tartt, SAM
F – Reese Hannon, FUR
S – Thomas Warren, CIT
- S 17** O – Ben Dupree, CIT
D – Carson Smith, CIT
F – Michael Weimer, WOF
S – Fabian Truss, SAM
- S 24** O – Fabian Truss, SAM
D – Brandon Grier, APP
F – James Bradberry, SAM
S – Alex Hanks, GSU
- O 1** O – Eric Breitenstein, WOF
D – Kadeem Wise, UTC
F – Sean Price, APP
S – Jerodis Williams, FUR
- O 8** O – Jamal Jackson, APP
D – Jaquiski Tartt, SAM
F – James Dean, GSU
S – Ray Early, FUR
- O 15** O – Dominique Swope, GSU
D – Rock Williams, WCU
F – Jacob Huesman, UTC
S – Sam Martin, APP
- O 22** O – Thomas Wilson, Elon
D – Tarek Odom, WOF
F – Troy Mitchell, WCU
S – Tony Washington, APP
- O 29** O – Steven Miller, APP
D – Marcus McMorris, FUR
F – Jacob Huesman, UTC
S – Kasey Redfern, WOF
- N 5** O – Sean Price, APP
D – Troy Sanders, APP
F – Sean Price, APP
S – Cameron Yaw, SAM
- N 12** O – Jerick McKinnon, GSU
D – Derek Douglas, CIT
F – Jacob Huesman, UTC
S – Sam Martin, APP
- N 19** O – Jacob Huesman, UTC
D – Alvin Scioneaux, WOF
F – Jacob Huesman, UTC
S – Nick Pollard, UTC

2013

- S 2** O – Dominique Swope, RB, GSU
D – Jaquiski Tartt, DB, SAM
F – John Law, LB, APP
S – Fabian Truss, KR/RB, SAM
- S 9** O – Keon Williams, RB, UTC
D – Justin Shade, LB, SAM

PLAYERS OF THE WEEK

#SoConFB

- S 16 F – B.J. Bennett, RB, Elon
S – Bentlee Critcher, P, APP
O – Keon Williams, RB, UTC
D – Josh Kimberlin, DB, SAM
F – Kevin Ellison, QB, GSU
- S 23 S – Jairus Hollman, DB, FUR
O – Ben Dupree, QB, CIT
D – John Law, LB, APP
F – Marcus Cox, RB, APP
S – David Petroni, P, Elon
- S 30 O – Andy Summerlin, QB, SAM
D – T.J. Warren, LB, FUR
F – Marcus Cox, APP
S – Younghoe Koo, PK, GSU
- O 7 O – Andy Summerlin, QB, SAM
D – C. Wrightenberry, DB, Elon
F – Duncan Fletcher, QB, FUR
S – Thomas Warren, PK, CIT
- O 14 O – Jerick McKinnon, QB, GSU
D – Davis Tull, DL, UTC
F – Kevin Ellison, QB, GSU
S – Kasey Redfern, PK/P, WOF
- O 21 O – Michael Weimer, QB, WOF
D – Wes Dothard, LB, UTC
F – Marcus Cox, RB, APP
S – Ray Early, PK/P, FUR
- O 28 O – Kameron Bryant, QB, APP
D – Muhasibi Wakeel, LB, UTC
F – Garry Lewis, RB, WCU
S – Richard Sigmon, PK/P, WCU
- N 4 O – Jacob Huesman, QB, UTC
D – Ira McCune, DE, FUR
F – Marcus Cox, RB, APP
S – Ray Early, PK/P, FUR
- N 11 O – Ben Dupree, QB, CIT
D – Marcus McMorris, LB, FUR
F – Nakevion Leslie, LB, UTC
S – Nick Pollard, PK/P, UTC
- N 18 O – Kevin Ellison, QB, GSU
D – Jaquiski Tartt, DB, SAM
F – Marcus Cox, RB, APP
S – Ray Early, PK/P, FUR
- N 25 O – Andy Summerlin, QB, FUR
D – Cory Magwood, LB, FUR
F – Marcus Cox, RB, APP
S – Kierre Brown, RS, Elon
- 2014
- S 1 O – Troy Mitchell, QB, WCU
D – Gary Wilkins, DL, FUR
F – Al Cobb, QB, VMI
S – David Marvin, P/PK, WOF
- S 8 O – Darius Ramsey, RB, WCU
D – Gary Wilkins, DL, FUR
F – Lucas Webb, DB, UTC
S – J.C. Hollingsworth, P/PK, FUR
- S 15 O – Aaron Sanders, WR, VMI
D – Daniel Riddle, LB, WCU
F – Alex Lakes, RB, MER
S – Tommy Hudson, WR/KR, UTC
- S 22 O – Denzel Williams, RB, SAM
D – Josh Kimberlin, DB, SAM
F – Krondis Larry, RB, SAM
S – Chandler Curtis, WR/KR, MER
- S 29 O – Spearman Robinson, WR, WCU
D – Davis Tull, DL, UTC
F – Chandler Curtis, WR/KR, MER
S – Tommy Hudson, WR/KR, UTC
- O 6 O – Jacob Huesman, QB, UTC
D – Mitchell Jeter, DE, CIT
F – P.J. Blazejowski, QB, FUR
S – Chandler Curtis, WR/KR, MER
- O 13 O – Aaron Miller, QB, CIT
D – Christon Gill, LB, WCU
F – Cam Jackson, RB, CIT
S – Detrez Newsome, RB/KR, WCU
- O 20 O – Spearman Robinson, WR, WCU
D – Jaleel Lorquet, DB, WCU
F – Al Cobb, QB, VMI
S – Henrique Ribeiro, K, UTC
- O 27 O – Jacob Huesman, QB, UTC
D – Trey Morgan, DB, WCU
F – Detrez Newsome, RB, WCU
S – Deion Pierre, LB, SAM
- N 3 O – Keon Williams, RB, UTC
D – DeVonta Delaney, DB, CIT
F – Al Cobb, QB, VMI
S – Henrique Ribeiro, K, UTC
- N 10 O – Aaron Miller, QB, CIT
D – Justin Cooper, LB, SAM
F – P.J. Blazejowski, QB, FUR
S – Nick Pollard, P, UTC

- N 17 O – Troy Mitchell, QB, WCU
D – Justin Cooper, LB, SAM
F – P.J. Blazejowski, QB, FUR
S – Greg Peranich, P, SAM
- N 25 O – Jacob Huesman, QB, UTC
D – Malik Diggs, DB, CIT
F – Al Cobb, QB, VMI
S – Greg Peranich, P, SAM

In 2015, the Southern Conference began honoring offensive, defensive and special teams performers each week.

- 2015
- S 7 O – Michael Eubank, QB, SAM
D – Tevin Floyd, LB, CIT
S – Henrique Ribeiro, P/PK, UTC
- S 14 O – John Russ, QB, MER
D – Justin Cooper, LB, SAM
S – Dillon Christopher, PK, VMI
- S 21 O – Jacob Huesman, QB, UTC
D – Trey Robinson, S, FUR
S – Jon Croft Hollingsworth, P/PK, FUR
- S 28 O – Jacob Huesman, QB, UTC
D – Keionta Davis, DL, UTC
S – Brian Ross, DE, FUR
- O 5 O – Detrez Newsome, RB, WCU
D – Drake Michaelson, LB, WOF
S – Logan Howard, PK, WCU
- O 12 O – Michael Eubank, QB, SAM
D – Tevin Floyd, LB, CIT
S – Henrique Ribeiro, P/PK, UTC
- O 19 O – Karel Hamilton, WR, SAM
D – Dee Delaney, DB, CIT
S – Henrique Ribeiro, P/PK, UTC
- O 26 O – Aaron Sanders, WR, VMI
D – Daniel Riddle, LB, WCU
S – Henrique Ribeiro, P/PK, UTC
- N 2 O – Jacob Huesman, QB, UTC
D – Cory Magwood, LB, FUR
S – Jon Croft Hollingsworth, P/PK, FUR
- N 9 O – Troy Mitchell, QB, WCU
D – Quinlan Washington, LB, CIT
S – Anthony Pistelli, PK, SAM
- N 16 O – Jacob Huesman, QB, UTC
D – Zach Jackson, S, MER
S – Anthony Pistelli, PK, SAM
- N 23 O – Tyler Renew, RB, CIT
D – Daniel Riddle, LB, WCU
S – Anthony Pistelli, PK, SAM

- 2016
- S 5 O – Tyler Renew, RB, CIT
D – Jaleel Green, DB, WOF
S – JJ Jerman, PK, ETSU
- S 12 O – Tyrie Adams, QB, WCU

- D – Dee Delaney, DB, CIT
S – Austin Barnard, P, SAM
- S 19 O – Austin Herink, QB, ETSU
D – Nakevion Leslie, LB, UTC
S – DeAndre Schoultz, KR, CIT
- S 26 O – Derrick Craine, RB, UTC
D – Ryan Francis, LB, VMI
S – Henrique Ribeiro, P/PK, UTC
- O 3 O – Devlin Hodges, QB, SAM
D – Joe Crochet, LB, CIT
S – Henrique Ribeiro, P/PK, UTC
- O 10 O – Devlin Hodges, QB, SAM
D – Montrell Pardue, DB, UTC
S – David Marvin, P/PK, WOF
- O 17 O – Devlin Hodges, QB, SAM
D – Nakevion Leslie, LB, UTC
S – Cody Clark, PK, CIT
- O 24 O – Karel Hamilton, WR, SAM
D – Kallik Williams, DB, CIT
S – David Marvin, P/PK, WOF
- O 31 O – Detrez Newsome, RB, WCU
D – Paul Hunter, DB, ETSU
S – David Howerton, QB, WOF
- N 7 O – Tyler Renew, RB, CIT
D – Keion Crossen, DB, WCU
S – David Marvin, P/PK, WOF
- N 14 O – Devlin Hodges, QB, SAM
D – Jonathan King, DL, CIT
S – Lennox McAfee, RS, WOF
- N 21 O – John Russ, QB, MER
D – Terrance Morris, LB, WOF
S – JJ Jerman, PK, ETSU
- 2017
- S 4 O – Tyrie Adams, QB, WCU
D – Malik Rivera, S, WOF
S – Luke Carter, P/K, WOF
- S 11 O – Detrez Newsome, RB, WCU
D – Devin Watson, CB, WOF
S – Cole Fisher, K, MER
- S 18 O – Dominique Allen, QB, CIT
D – Dylan Weigel, LB, ETSU
S – Austin Barnard, P, SAM
- S 25 O – Tyrie Adams, QB, WCU
D – Keion Crossen, DB, WCU
S – JJ Jerman, K, ETSU
- O 2 O – Devlin Hodges, QB, SAM
D – Tahjai Watt, LB, WCU
S – Logan McCarter, WR/RS, FUR
- O 9 O – Andre Stoddard, FB, WOF
D – Lee Bennett, LB, MER
S – Luke Carter, P/K, WOF
- O 16 O – Brandon Goodson, QB, WOF
D – John Brannon III, DB, WCU
S – Jon Croft Hollingsworth, P/PK, FUR
- O 23 O – Devlin Hodges, QB, SAM

- D – Omari Williams, DB, SAM
S – Joshua Gibson, K, WCU
- O 30 O – Antonio Wilcox, RB, FUR
D – Tae Davis, LB, UTC
S – Victor Ulmo, K, UTC
- N 6 O – Detrez Newsome, RB, WCU
D – Devlin Hodges, QB, WOF
S – Luke Carter, P/K, WOF
- N 13 O – Tyrie Adams, QB, WCU
D – Lee Bennett, LB, MER
S – Chandler Curtis, WR/RS, MER
- N 20 O – Kelvin McKnight, WR, SAM
D – Shaheed Salmon, LB, SAM
S – Marshall Cooper, LB, UTC

- 2018
- S 3 O – Bryce Nunnally, UTC
D – Noah Dawkins, CIT
S – Mitchell Fineran, SAM
- S 10 O – Bryce Nunnally, UTC
D – Aaron Harris, SAM
S – Mitchell Fineran, SAM
- S 17 O – Robert Riddle, MER
D – Jared Folks, ETSU
S – Cole Fisher, MER
- S 24 O – Reece Udinski, VMI
D – Marshall Cooper, UTC
S – Rod Johnson, CIT
- O 1 O – Tyrie Adams, WCU
D – Nasir Player, ETSU
S – Dejuan Bell, FUR
- O 8 O – Devlin Hodges, SAM
D – Tre'Shun Floyd, SAM
S – Mitchell Fineran, SAM
- O 15 O – Harris Roberts, FUR
D – Tyree Robinson, ETSU
S – JJ Jerman, ETSU
- O 22 O – Tyrie Adams, WCU
D – Ahmad Gooden, SAM
S – Grayson Atkins, FUR
- O 29 O – Tyrie Adams, WCU
D – Donavan Perryman, FUR
S – Grayson Atkins, FUR
- N 5 O – Devlin Hodges, SAM
D – Artevious Smith, ETSU
S – Grayson Atkins, FUR
- N 12 O – Brandon Rainey, CIT
D – Aron Spann III, CIT
S – Stephen Houzah, MER
- N 19 O – Devlin Hodges, SAM
D – Adrian Hope, FUR
S – Will Horton, WCU



Mercer's Chandler Curtis was honored three times in 2014, taking special teams player of the week honors twice and freshman of the week honors once.

PLAYERS OF THE MONTH



2003
September
October
November

Offensive
Brian Gaither (WCU)
Alonzo Nix (UTC)
Richie Williams (APP)

December Eric Deutsch (WOF)

2004
September
October
November

Offensive
John Taylor (Elon)
DaVon Fowlkes (APP)
Ingle Martin (FUR)

2005
September
October
November
December

Offensive
Richie Williams (APP)
Richie Williams (APP)
Jayson Foster (GSU)
Richie Williams (APP)

2006
September
October
November
December

Offensive
Eldra Buckley (UTC)
Kevin Richardson (APP)
Armanti Edwards (APP)
Kevin Richardson (APP)

2007
September
October
November

Offensive
Jayson Foster (GSU)
Scott Riddle (Elon)
Armanti Edwards (APP)

2008
September
October
November

Offensive
Jordan Sorrells (FUR)
Armanti Edwards (APP)
Armanti Edwards (APP)

2009
September
October
November

Offensive
Terrell Hudgins (Elon)
Armanti Edwards (APP)
Terrell Hudgins (Elon)

2010
September
October
November

Offensive
DeAndre Presley (APP)
Eric Breitenstein (WOF)
Scott Riddle (Elon)

2011
September
October
November

Offensive
Aaron Mellette (Elon)
Eric Breitenstein (WOF)
Aaron Mellette (Elon)

2012
September
October
November

Offensive
Jamal Jackson (APP)
Aaron Mellette (Elon)
Jacob Huesman (UTC)

2013
September
October
November

Offensive
Andy Summerlin (SAM)
Andy Summerlin (SAM)
Marcus Cox (APP)

2014
September
October
November

Offensive
Alex Lakes (MER)
Jacob Huesman (UTC)
Keon Williams (UTC)

2015
September
October
November

Offensive
Jacob Huesman (UTC)
Derrick Craine (UTC)
Devlin Hodges (SAM)

2016
September
October
November

Offensive
Tyrie Adams (WCU)
Devlin Hodges (SAM)
Devlin Hodges (SAM)

2017
September
October
November

Offensive
Tyrie Adams (WCU)
Devlin Hodges (SAM)
Devlin Hodges (SAM)

2018
September
October
November

Offensive
Tyrie Adams (WCU)
Devlin Hodges (SAM)
Devlin Hodges (SAM)

Defensive
Eddie Bell (Elon)
Rod Dunlap (WCU)
K.T. Stovall (APP) and
Matt Nelson (WOF)
Matt Nelson (WOF)

Defensive
Mike Sheeley (Elon)
Greg McConico (UTC)
Chad Nkang (Elon)

Defensive
Chad Nkang (Elon)
Chad Nkang (Elon)
Chad Nkang (Elon)
Jason Hunter (APP)

Defensive
Chad Nkang (Elon)
Chad Nkang (Elon)
Chad Nkang (Elon)
Corey Lynch (APP)

Defensive
Corey Lynch (APP)
Chris Camacho (UTC)
D.J. Smith (APP)

Defensive
Seth Goldwire (WOF)
Mark LeGree (APP)
Adrian McLeod (WCU)

Defensive
D.J. Smith (APP)
Josh Beard (UTC)
Mark LeGree (APP)

Defensive
Torez Jones (WCU)
Jabari Fletcher (APP)
Brent Russell (GSU)

Defensive
Wes Dothard (UTC)
Demetrius McCray (APP)
Joshua Jones (Elon)

Defensive
Jaquiski Tartt (SAM)
Jeremy Kimbrough (APP)
Darion Sutton (SAM)

Defensive
John Law (APP)
Davis Tull (UTC)
Jaquiski Tartt (SAM)

Defensive
Gary Wilkins (FUR)
Trey Morgan (WCU)
Justin Cooper (SAM)

Defensive
Dee Delaney (CIT)
Daniel Riddle (WCU)
Tevin Floyd (CIT)

Defensive
Kailik Williams (CIT)
Shaheed Salmon (SAM)
Jaleel Green (WOF)

Defensive
Marvin Tillman (WCU)
Aron Spann III (CIT)
Shaheed Salmon (SAM)

Defensive
Jared Folks (ETSU)
Tyree Robinson (ETSU)
Adrian Hope (FUR)



Elon's Chad Nkang was named the defensive player of the month seven times from 2004-06, taking the honor three times each in 2005 and 2006.



Appalachian State's Armanti Edwards was named the offensive player of the month five times from 2006-09.

The Southern Conference named a Football All-Academic Team from 1974-1987, when the team was discontinued. In 2003 the team was reinstated as a part of the league's Academic Honors Program.

1974
Jimmy Lofton, VMI
Tony Farry, VMI
John Gerdelman, W&M
Jim Kleinfelder, DAV
Bill Smith, DAV
Ronnie Norman, VMI
Mark Duffner, W&M
Jeff Hosmer, W&M
Larry Lundy, ECU
Dave Grazier, W&M
Tom Fleisher, DAV

1975
Gill Beck, APP
Jeff Holcomb, FUR
Willie Freeman, FUR
Larry Lundy, ECU
Steve Patton, FUR
Mark Mosher, FUR
Andy Goss, FUR
Stan Yarborough, CIT
George Myers, APP
Ken Smith, W&M
Jeff Hosmer, W&M

1976
Kenny Caldwell, CIT
Gill Beck, APP
Ken Smith, W&M
Jeff Holcomb, FUR
Bob Bookmiller, VMI
Jimmy Kiser, FUR
Steve Patton, FUR
John Graham, FUR
Jeff Hosmer, W&M
Willie Freeman, FUR
Andy Goss, FUR

1977
Craig Jones, VMI
Gill Beck, APP
Kenny Caldwell, CIT
Bob Bookmiller, VMI
Greg Beck, VMI
Brette Simmons, FUR
Ty Smith, WCU
Jimmy Kiser, FUR
Wayne Tolleson, WCU
Bobby Peche, WCU
Ray Schaper, VMI

1978
Kenny Caldwell, CIT
Craig Jones, VMI
Bob Bookmiller, VMI
Bobby Peche, WCU
Mark Hunt, CIT
Ty Smith, WCU
Orion Rust, CIT
Jimmy Kiser, FUR
Keith Allen, CIT
Dale Ogg, VMI
David Kelly, FUR

1979
Jay Patterson, ETSU
Mark Hunt, CIT
Craig Jones, VMI
Bobby Peche, WCU
Orion Rust, CIT
Tim Cox, VMI
Steve O'Neill, FUR
Paul Gillis, CIT
Mike Alston, VMI
Scott Montgomery, FUR
Stan Stanley, FUR
David Willingham, WCU

Charlie Hughes, WCU

1980
Eric Janssen, MAR
Tom Gottwald, VMI
Jay Patterson, ETSU
Mark Hunt, CIT
Sam Kinker, MAR
Kelly Curry, CIT
Zach Kelehear, FUR
Charlie Anderson, FUR
Steve O'Neill, FUR
Rick Beasley, APP
Scott Strickland, WCU
Charlie Hughes, WCU

1981
Rick Armfield, ETSU
Jay Patterson, ETSU
Bill West, CIT
Teddy Gottwald, VMI
Mike Smith, ETSU
Bill Corn, VMI
Terry Smith, FUR
Kelly Curry, CIT
Steve O'Neill, FUR
Charlie Anderson, FUR
Scott Strickland, WCU

1982
Ralph Potter, UTC
Don Chason, WCU
Teddy Gottwald, VMI
Bill West, CIT
Jerry Rye, CIT
Scott Smith, UTC
Jack Teichmann, UTC
Steve Taylor, WCU
Bill Corn, VMI
Jeff Harper, APP
Ernest Gibson, FUR

1983
Ricky Thompson, ETSU
Ralph Ptter, UTC
David Twillie, VMI
Bob Coxe, DAV
Micah Downing, DAV
Steve Taylor, WCU
Mike Smith, ETSU
Bill West, CIT
David Lambert, CIT
Mitch Fontenot, UTC
Todd Dodson, APP

1984
Ricky Thompson, ETSU
Eddie Maddox, WCU
Ralph Potter, UTC
Micah Downing, DAV
Tim Lewis, MAR
David Twillie, VMI
Steve Squire, FUR
David Lambert, CIT
Steve Taylor, WCU
Rick Boden, DAV
Todd Dodson, APP

1985
Ricky Thompson, ETSU
Micah Downing, DAV
Mike Poulos, DAV
Eddie Maddox, WCU
Dan Young, VMI
Tim Lewis, MAR
David Lambert, CIT
Brian Jager, FUR
Steve Squire, FUR
John Drye, FUR
Tim Stepp, FUR

1986
Lee Duckworth, ETSU
Dan Young, VMI
Mike Poulos, DAV
Tom Frooman, CIT

Gary Stewart, DAV
Steve Squire, FUR
Tim Stepp, FUR
Mike Kissenberth, CIT
Joe Kelly, UTC
Troy DeCastro, ETSU
John Spellacy, MAR

1987
Lee Duckworth, ETSU
Jeff Legg, UTC
Dan Young, VMI
Tom Frooman, CIT
Mike Wood, FUR
Joe Kelly, UTC
Steve Colwell, UTC
Mike Kissenberth, CIT
Steve Gandy, FUR
Anthony McIntosh, VMI
Tim Stepp, FUR

No team selected, 1988-2002

2003
Eric Elsener, APP
Andrew Stamey, APP
Daniel Utley, APP
Porter Johnson, CIT
Travis Williams, ETSU
Mark Jetton, Elon
Brandon Mason, Elon
Derek Neal, Elon
Brian Simer, Elon
Brant Glover, FUR
Justin Purdue, FUR
Josh Slagle, FUR
Derrick Butler, GSU
Matt Rio, GSU
Troy Blackwell, UTC
Patrick Shuttles, UTC
Brian Pesci, WCU
Chris Vought, WCU
Jason Whaley, WCU
Tim Beckner, WOF
Katon Bethay, WOF
Shane Fast, WOF
J.R. McNair, WOF
Derek Newberry, WOF
Davy Olmsted, WOF
Josh Smith, WOF
Jonathan Wheeler, WOF
Ben Whitney, WOF
Jeff Zolman, WOF

2004
Eric Elsener, APP
Wes Herlocker, APP
Andrew Stamey, APP
Daniel Utley, APP
Lukas Gleissner, CIT
Porter Johnson, CIT
Ryan Moody, CIT
Christopher Murray, CIT
Adam Peterson, CIT
Mark Jetton, Elon
Brandon Mason, Elon
Brad Bell, FUR
Adi Filipovic, FUR
Brant Glover, FUR
Justin Purdue, FUR
Josh Slagle, FUR
Clint Barbour, GSU
Derrick Butler, GSU
David Willingham, GSU
Sean Digby, UTC
Wesley Tankersley, UTC
Buck Freeman, WCU
Matt Beavin, WOF
Tim Beckner, WOF
Katon Bethay, WOF
Shane Fast, WOF
Kyle Horne, WOF
Derek Newberry, WOF
Davy Olmsted, WOF
Josh Smith, WOF
Jonathan Wheeler, WOF

Ben Whitney, WOF
Jeff Zolman, WOF

2005
Eric Eisner, APP
Russell Wilson, APP
Pierre Banks, APP
Chase Laws, APP
Daniel Orlebar, APP
Chase Carlton, CIT
Chris Murray, CIT
Adam Peterson, CIT
Mark Jetton, Elon
Greg Abbott, Elon
Reggie Hall, Elon
Danny Bobcak, Elon
Wes Pope, Elon
Jason Lotz, Elon
Joe Watson, FUR
Scott Shuford, FUR
Rico Scott, FUR
David Menocal, FUR
Adi Filipovic, FUR
Dusty Reddick, GSU
Dan Jordan, GSU
Chris Williams, GSU
Pierce Giboney, GSU
Jerry Barker, GSU
Ryan Kelly, GSU
Seth Brownlee, GSU
David Willingham, GSU
Matthew Angeloni, UTC
William Giles, UTC
Bryant Freeman, WCU
Linden Ryan, WCU
Sam Howard, WCU
Travis Hill, WCU
Stephen Brown, WCU
Josh Smith, WOF
Dave Olmsted, WOF
Katon Bethay, WOF
Derek Newberry, WOF
Brian Ford, WOF
Michael Combest, WOF
Zach Grey, WOF
Dan Tavani, WOF
Jason Leventis, WOF
Matt Beavin, WOF
Nick Robinson, WOF
Kyle Horne, WOF

2006
Pierre Banks, APP
Chase Laws, APP
Daniel Orlebar, APP
Russell Wilson, APP
Willie Rowell, CIT
Trevor Broughton, CIT
Derek Moore, CIT
Adam Peterson, CIT
Kevin McCaskill, CIT
Danny Boback, Elon
Mark Ewing, Elon
Greg Abbott, Elon
Wes Pope, Elon
Brad Bell, FUR
Jordan Sorrells, FUR
Adi Filipovic, FUR
Joe Watson, FUR
Andrew Thacker, FUR
Scott Shuford, FUR
Clay Crosby, FUR
Daniel Leagans, FUR
Dan Jordan, GSU
Chris Ashkouti, GSU
Jerry Barker, GSU
Pierce Giboney, GSU
Dusty Reddick, GSU
Robert Roulhac, GSU
David Willingham, GSU
Charlie Giacomarro, GSU
William Giles, UTC
Steven Smigelsky, UTC
Drew Walker, WCU
Justin Johnson, WCU

Marcus Brown, WCU
Kevin Adleman, WOF
Brian Ford, WOF
Michael Combest, WOF
Dan Tavani, WOF
Derek Wooten, WOF
Matt Beavin, WOF
Kyle Horne, WOF
Nick Robinson, WOF
Brent Owe, WOF
Ben Quick, WOF

2007
Russell Wilson, APP
Brad Hardee, APP
Pierre Banks, APP
Anthony Williams, APP
Cory Rycroft, APP
Chris McDowell, CIT
Ryan Keiper, CIT
Brice Peper, CIT
James Costigan, CIT
Mike Adams, CIT
Kevin McCaskill, CIT
Bart Blanchard, CIT
Jonathan Felix, CIT
Trevor Broughton, CIT
Andrew Rowell, CIT
Aaron Kelly, CIT
Clay Muirhead, CIT
Joe Watson, FUR
Bobby Yawn, FUR
Scott Shuford, FUR
Jordan Sorrells, FUR
Daniel Leagans, FUR
David Menocal, FUR
Thomas Twitty, FUR
Andrew Thacker, FUR
Jerome Felton, FUR
Patrick Sprague, FUR
Daniel Jordan, GSU
Dusty Reddick, GSU
Jerry Barker, GSU
Pierce Giboney, GSU
Charlie Giacomarro, GSU
Joe Haynie, GSU
Steven Smigelsky, UTC
Matthew Angeloni, UTC
William Giles, UTC
Thomas Hinton, UTC
Marcus Brown, WCU
Jonathan Parsons, WCU
Justin Johnson, WCU
Kadeem Morgan, WCU
Chris Collins, WCU
Joe Fornadel, WOF
Austin Palmer, WOF
Zac Grey, WOF
Kevin Adleman, WOF
Ben Quick, WOF
Dan Tavani, WOF
Brent Owen, WOF
Brian Ford, WOF
Trey Johnson, WOF
Brad Miller, WOF
Gary Blount, WOF
Derek Wooten, WOF
Travis Boyd, WOF
Kyle Lanham, WOF
Michael Combest, WOF
Patrick Muga, WOF

2008
Pierre Banks, APP
Xan Thomas, APP
Jabari Fletcher, APP
Brad Hardee, APP
Orry Frye, APP
William Giles, UTC
Steven Smigelsky, UTC
Khirey Walker, Elon
Lance Canington, FUR
Clay Crosby, FUR
Rick Fur, FUR
Dustin Gourdin, FUR
Daniel Leagans, FUR

ALL-ACADEMIC TEAMS



David Menocal, FUR
Jordan Sorrells, FUR
Thomas Twitty, FUR
Brett Layson, GSU
Adrian Mora, GSU
Ty Levie, SAM
Richie Fordham, SAM
Mitch Waters, SAM
Ryan Keiper, CIT
Samuel Keeler, CIT
Travis Ruff, CIT
Kevin McCaskill, CIT
Charles Major, CIT
Cody Wilson, CIT
Dewitt Jones, CIT
Jordan Gilmore, CIT
Jordan Panter, CIT
Jonathan Vest, CIT
Desmond Capers, CIT
Andy Horn, WCU
Chris Everett, WCU
John Julien, WCU
Josh Deaver, WCU
Quintin Phillips, WCU
Zack Jaynes, WCU
Mitch Allen, WOF
Joe Fornadel, WOF
Austin Palmer, WOF
Ben Quick, WOF
Brent Owen, WOF
Cody Van Der Linden, WOF
Travis Boyd, WOF
Brad Miller, WOF
Trey Johnson, WOF
Ben Wilmoth, WOF
Kyle Lanham, WOF
Clark Bishop, WOF
Derek Wooten, WOF
Patrick Mugan, WOF
Gary Blount, WOF
Andrew Strickland, WOF
Chris Cummings, WOF

2009

Rod Chisholm, APP
Cougar Norris, APP
Xan Thomas, APP
Tim Frye, APP
Orry Frye, APP
Brad Hardee, APP
Justin Lloyd, APP
Sam Martin, APP
Adam Miller, UTC
Brock Oliver, UTC
Joel Bradford, UTC
Steven Smigelsky, UTC
Jeff Veres, UTC
Austin Wilson, UTC
Mike Hammons, UTC
Dustin Tate, UTC
Nick Craig, UTC
Ryan Geist, UTC
Chris Shafto, Elon
Andrew McMicken, Elon
Jake Goldsberry, Elon
A.J. Harris, Elon
Khirey Walker, Elon
David Barrington, FUR
Rick Fur, FUR
Jordan Sorrells, FUR
Dustin Gourdin, FUR
Will King, FUR
Daniel Spisak, FUR
Chisom Onyeuku, FUR
Jordan Eshelman, FUR
Christopher Rogers, GSU
Cornelius (Neil) Harrell, GSU
Jeremy Towns, SAM
Dustin Taliaferro, SAM
Charlie Sanford, SAM
Cory Smith, SAM
Tyler Levie, SAM
Richie Fordham, SAM
Ryan Fordham, SAM
J. D. Lott, SAM
Ryan Keiper, CIT

John Synovec, CIT
Samuel Keeler, CIT
Travis Ruff, CIT
Jordan Panter, CIT
Toluwalase Akindede, CIT
Dewitt Jones, CIT
Davis Boyle, CIT
Leon Buncum, CIT
Austin Boyle, CIT
Cameron Turner, CIT
Jordon Gilmore, CIT
Colby McCoy, WCU
Zack Jaynes, WCU
Ricky Schwarz, WCU
Brett Allen, WCU
Michael Roulhac, WOF
Mitch Allen, WOF
Joe Fornadel, WOF
Austin Palmer, WOF
Cody Van Der Linden, WOF
Ben Wilmoth, WOF
Trey Johnson, WOF
Brad Miller, WOF
Clark Bishop, WOF
Chris Cummings, WOF
Gary Blount, WOF
Sean Lees, WOF
Brenton Bersin, WOF
Tommy Irvin, WOF

2010

Karl Anderson, APP
Blake Elder, APP
BJ Frazier, APP
Michael Frazier, APP
Orry Frye, APP
Brad Hardee, APP
Josh Jurius, APP
Sam Martin, APP
Cougar Norris, APP
Troy Sandes, APP
Toluwalase Akindede, CIT
Austin Boyle, CIT
Jeremy Buncum, CIT
Domic Jones, CIT
VanDyke Jones, CIT
Ryan Keiper, CIT
Brandon McCladdie, CIT
Jordan Panter, CIT
Travis Ruff, CIT
John Synovec, CIT
Tyler Thornton, CIT
Alexander Wall, CIT
Kyle Herbert, Elon
John Reece, Elon
Justin Ward, Elon
Blake Thompson, Elon
A.J. Harris, Elon
Bruce Rosell, Elon
Chris Shafto, Elon
Kevin Allman, FUR
David Barrington, FUR
Jordan Eshelman, FUR
Rick Furman, FUR
Bryan Hayes, FUR
Will White, FUR
Patrick Barker, GSU
Andrew Sasser, GSU
Ritchie Fordham, SAM
Craig Millard, SAM
Michael Pendergrast, SAM
Charlie Sanford, SAM
Justin Sly, SAM
Cory Smith, SAM
Dustin Taliaferro, SAM
Joel Bradford, UTC
Mike Hammons, UTC
B.J. Coleman, UTC
Ryan Consiglio, UTC
Ryan Geist, UTC
Shane Heatherly, UTC
Adam Miller, UTC
Brock Oliver, UTC
Jeff Veres, UTC
Brett Allen, WCU
Wesley Cook, WCU

Richard Schwartz, WCU
Charles Woolwine, WCU
Mitch Allen, WOF
Clark Bishop, WOF
Calvin Cantrell, WOF
Chris Cummings, WOF
Pat Illig, WOF
Tommy Irvin, WOF
Trey Johnson, WOF
Ben Wilmoth, WOF

2011

Karl Anderson, APP
Ian Barnard, APP
Graham Fisher, APP
Orry Frye, APP
Logan Hallock, APP
Cougar Norris, APP
Troy Sanders, APP
Xan Thomas, APP
Tony Washington, APP
Tolu Akindede, CIT
Preston Bailey, CIT
Leon Buncum, CIT
Brandon McCladdie, CIT
John Synovec, CIT
Christopher Thornton, CIT
Alexander Wall, CIT
Gavin Billings, Elon
AJ Harris, Elon
John Reece, Elon
Austin Sowell, Elon
Will White, FUR
Billy Greer, GSU
Adrian Mora, GSU
Joe Collins, SAM
Phillip Ketcham, SAM
Ben Neill, SAM
Greg Peranich, SAM
Michael Pendergast, SAM
Charlie Sanford, SAM
Justin Sly, SAM
Dustin Taliaferro, SAM
Noah Wilson, SAM
Joel Bradford, UTC
Taylor Dodds, UTC
Mike Hammons, UTC
Adam Miller, UTC
C.J. Murrell, UTC
Brock Oliver, UTC
Nick Pollard, UTC
Brett Allen, WCU
Wesley Cook, WCU
Rory Pearson, WCU
Dan Polaski, WCU
Ricky Schwarz, WCU
Marcus Stokes, WCU
Rock Williams, WCU
Walt Woolwine, WCU
Mitch Allen, WOF
Calvin Cantrell, WOF
Tymeco Gregory, WOF
Ryan Pretrea, WOF
Thomas Simms, WOF
James Zotto, WOF

2012

Karl Anderson, APP
Ian Barnard, APP
Graham Fisher, APP
Logan Hallock, APP
Troy Sanders, APP
Adam Scott, APP
Michael Washington, APP
Austin Boyle, CIT
Davis Boyle, CIT
Douglas German, CIT
Brandon McCladdie, CIT
Oyeyemi Oyegunle, CIT
Carson Smith, CIT
Walker Smith, CIT
Thomas Warren, CIT
Gavin Billings, Elon
Thomas McGuire, Elon
Austin Sowell, Elon
Dennis Wagner, Elon

Justin Ward, Elon
Miles Williams, Elon
Ernie Cain, FUR
Carson Parker, FUR
Gary Scott, FUR
Will White, FUR
Garrett Frye, GSU
Michael O'Neal, SAM
Greg Peranich, SAM
Michael Pendergrast, SAM
Charlie Sanford, SAM
Justin Sly, SAM
Jeremy Towns, SAM
Zeke Walters, SAM
Bobby Wilson, SAM
Bryn Oliver, UTC
Adam Miller, UTC
Nick Pollard, UTC
Jacob Huesman, UTC
C.J. Murrell, UTC
Davis Tull, UTC
Wesley Cook, WCU
K.P. Hicks, WCU
David Giron, WCU
Conner Orr, WCU
Dan Polaski, WCU
Bevan Robbs, WCU
Clark Sechrest, WCU
Richard Sigmon, WCU
Marcus Stokes, WCU
Rock Williams, WCU
Calvin Cantrell, WOF
Rob Greene, WOF
Paul Inclan, WOF
James Lawson, WOF
Zach Murray, WOF
Thomas Simmons, WOF
Kane Sherrill, WOF
James Zotto, WOF

2013

Karl Anderson, APP
Josh Anding, APP
Barrett Burns, APP
Austin Chambers, APP
Graham Fisher, APP
Logan Hallock, APP
Jacob McCann, APP
Tony Washington, APP
Cullen Brown, CIT
Joe Crochet, CIT
Preston Durham, CIT
Eric Goins, CIT
Brandon McCladdie, CIT
Walker Smith, CIT
Thomas Warren, CIT
Jacob Ingle, Elon
John Loughery, Elon
Thomas McGuire, Elon
Austin Sowell, Elon
Dennis Wagner, Elon
Ernie Cain, FUR
Reese Hannon, FUR
Gibson Klapthor, FUR
Andy McMillan, FUR
Chad Scott, FUR
Tanner Skogen, FUR
Matthew Dobson, GSU
Garrett Frye, GSU
Hunter Lamar, GSU
Jeffery Ward, GSU
Gunnar Bromelow, SAM
Greg Peranich, SAM
Brinson Porter, SAM
Michael O'Neal, SAM
Ben Neill, SAM
Hans Rice, SAM
Andy Summerlin, SAM
Jeremy Towns, SAM
Zeke Walters, SAM
Bobby Wilson, SAM
C.J. Murrell, UTC
Kevin Neithammer, UTC
Nick Pollard, UTC
Beau Simmons, UTC
Davis Tull, UTC

Chandler Addertion, WCU
Sertonuse Harris, WCU
K.P. Hicks, WCU
Darius Ramsey, WCU
London Richardson, WCU
Clark Sechrest, WCU
Richard Sigmon, WCU
Jake Thornton, WCU
T.J. Chamberlain, WOF
Robert Greene, WOF
Octavius Harden, WOF
Paul Inclan, WOF
Marcus Isom, WOF
James Lawson, WOF
Kane Sherrill, WOF
Kevin Thomas, WOF
James Zotto, WOF

2014

Joe Crochet, CIT
Eric Goins, CIT
Nick Jeffreys, CIT
Austin Jordan, CIT
Craig Miller, CIT
Hunter Morris, CIT
Isaiah Pinson, CIT
Carson Smith, CIT
Walker Smith, CIT
Will Vanvick, CIT
Kyle Weaver, CIT
Ernie Cain, FUR
Duncan Fletcher, FUR
Andy McMillan, FUR
Chad Scott, FUR
Dillon Woodruff, FUR
John Garrett Abernathy, MER
Robert Brown, MER
Devin Davidson, MER
Rob East, MER
Mike Gray, MER
Cody Jones, MER
James Palmer, MER
Grant Radakovich, MER
John Russ, MER
Kirby Southard, MER
Brett Steverson, MER
Michael Wagner, MER
Tyler Ward, MER
Avery White, MER
Gunnar Bromelow, SAM
Wesley Carter, SAM
Reece Everett, SAM
Michael O'Neal, SAM
Greg Peranich, SAM
Brinson Porter, SAM
Ryan Bossung, UTC
Derrick Craine, UTC
Kevin Niethammer, UTC
Nick Pollard, UTC
Jacob Revis, UTC
Jerkerious Scott, UTC
Hunter Townson, UTC
Davis Tull, UTC
Hayden Alford, VMI
Al Cobb, VMI
Chris Copeland, VMI
K.P. Hicks, WCU
Andrew Mayton, WCU
Lee Patillo, WCU
Fred Payne, WCU
Darius Ramsey, WCU
Richard Sigmon, WCU
Taylor Bragg, WOF
Nick Colvin, WOF
Steven Cornellier, WOF
Octavius Harden, WOF
Cole Higbie, WOF
Brody Hingst, WOF
Marcus Isom, WOF
David Marvin, WOF
Paul Nelson, WOF
T.J. Novotny, WOF
Brian Sanders, WOF
Kevin Thomas, WOF
Anton Wharby, WOF



ALL-ACADEMIC TEAMS

2015

Caleb Bennett, CIT
 Tyus Carter, CIT
 Joe Crochet, CIT
 Brandon Eakins, CIT
 Eric Goins, CIT
 Nick Jeffreys, CIT
 Craig Miller, CIT
 Myles Pierce, CIT
 Lee Riley, CIT
 Will Vanvick, CIT
 Kyle Weaver, CIT
 Duncan Fletcher, FUR
 Reese Hannon, FUR
 Carl Rider, FUR
 Andy Schumpert, FUR
 Chad Scott, FUR
 Dillon Woodruff, FUR
 John Abernathy, MER
 Samuel Arrington, MER
 Lee Bennett, MER
 Robert Brown, MER
 Devin Davidson, MER
 Robert East, MER
 Michael Gray, MER
 Brandon Gurley, MER
 Cody Jones, MER
 CJ Kleckley, MER
 Philip Lieb, MER
 Thomas Marchman, MER
 Arterrious Mitchell, MER
 Grant Radakovich, MER
 Zechariah Rice, MER
 John Russ, MER
 Kirby Southard, MER
 Tyler Ward, MER
 Avery White, MER
 Charles Yates, MER
 Gunnar Bromelow, SAM
 Wesley Carter, SAM
 Carter McManes, SAM
 Anthony Pistelli, SAM
 Jacob Wilks, SAM
 Derek Slaughter, SAM
 Cody Bennett, UTC
 Jacob Revis, UTC
 Nikolay Timoshchuk, UTC
 Ryan Bossung, UTC
 Derrick Craine, UTC
 Alex Hooper, UTC
 Hunter Townson, UTC
 Hayden Alford, VMI
 Al Cobb, VMI
 Chris Copeland, VMI
 Patrick Doucette, VMI
 Brian Ellis, VMI
 Ryan Francis, VMI
 Scott Frazier, VMI
 Chad Jacob, VMI
 Andrew Lewis, VMI
 Tony Richardson, VMI
 Greg Sanders, VMI
 Chandler Addertion, WCU
 Derrick Davis, WCU
 Blake Metcalf, WCU
 A.J. Newman, WCU
 London Richardson, WCU
 Daniel Riddle, WCU
 Kaleb Spry, WCU
 Zach Weeks, WCU
 Taylor Bragg, WOF
 Logan Christian, WOF
 Nick Colvin, WOF
 Steven Cornellier, WOF
 Jared Jacon-Duffy, WOF
 David Marvin, WOF
 Paul Nelson, WOF
 T.J. Novotny, WOF
 John Patterson, WOF
 Brian Sanders, WOF
 Anton Wahrby, WOF
 Hunter Windham, WOF

2016

Ken Allen, CIT
 Jordan Black, CIT

Tyus Carter, CIT
 Joe Crochet, CIT
 Jonathan Dorogy, CIT
 Nick Jeffreys, CIT
 Patrick Keefe, CIT
 Myles Pierce, CIT
 Will Vanvick, CIT
 Kyle Weaver, CIT
 Samuel Wike, ETSU
 Alston Quillin, ETSU
 Haddon Hill, ETSU
 Jack Jones, ETSU
 Austin Herink, ETSU
 Christopher Bouyer, ETSU
 Johnathon Jerman, ETSU
 Kobe Kelley, ETSU
 Christopher Jackson, ETSU
 Austin Gatewood, ETSU
 Kevin McConnell, ETSU
 Jackson Buonamia, FUR
 Duncan Fletcher, FUR
 Reese Hannon, FUR
 Carl Rider, FUR
 Brian Ross, FUR
 Andy Schumpert, FUR
 Chad Scott, FUR
 Wade Smith, FUR
 Tosin Aguebor, MER
 Samuel Arrington, MER
 Lemarkus Bailey, MER
 Robert Brown, MER
 Sytavius Brown, MER
 Tanner Brumby, MER
 Coleman Fisher, MER
 Michael Gray, MER
 Brandon Gurley, MER
 Dorian Kithcart, MER
 Clifford Kleckley, MER
 Philip Lieb, MER
 Corey Lockett, MER
 Thomas Marchman, MER
 Steven Nixon, MER
 John Russ, MER
 Tyler Ward, MER
 Charles Yates, MER
 Reece Everett, SAM
 Carter McManes, SAM
 Mitchell Smith, SAM
 Ryan White, SAM
 Cody Bennett, UTC
 Colin Brewer, UTC
 Derrick Craine, UTC
 Alex Hooper, UTC
 Branden Parker, UTC
 Hunter Townson, UTC
 Alex Trotter, UTC
 Zach Baker, VMI
 Al Cobb, VMI
 Patrick Doucette, VMI
 Tyler Fedison, VMI
 Ryan Francis, VMI
 Scott Frazier, VMI
 Chad Jacob, VMI
 Andrew Lewis, VMI
 Tony Richardson, VMI
 Greg Sanders, VMI
 Chandler Addertion, WCU
 Ian Berryman, WCU
 Nathan Dalton, WCU
 Corey Holloway, WCU
 Ethan James, WCU
 Tyler Junius, WCU
 Andrew Mayton, WCU
 A.J. Newman, WCU
 Daniel Riddle, WCU
 Kaleb Spry, WCU
 Jerod Walls, WCU
 Zach Weeks, WCU
 Nick Colvin, WCU
 Steven Cornellier, WOF
 Jared Jacon-Duffy, WOF
 David Marvin, WOF
 T.J. Novotny, WOF
 John Patterson, WOF
 Malik Rivera, WOF
 Brian Sanders, WOF

Anton Wahrby, WOF
 Hunter Windham, WOF

2017

Carl Cunningham Jr., CIT
 Cody Floyd, CIT
 Jacob Godek, CIT
 Cam Jackson, CIT
 Patrick Keefe, CIT
 Jonathan King, CIT
 Myles Pierce, CIT
 Blake Bockrath, ETSU
 Chris Bouyer, ETSU
 Eddie Gajardo, ETSU
 Austin Gatewood, ETSU
 JD Griffin, ETSU
 Austin Herink, ETSU
 Haddon Hill, ETSU
 JJ Jerman, ETSU
 Kobe Kelley, ETSU
 Trey Quilin, ETSU
 Braxton Richburg, ETSU
 Austin Rowan, ETSU
 Myles Smith, ETSU
 Jajuan Stinson, ETSU
 Hunter Wike, ETSU
 Cole Kennedy, FUR
 Reed Kroeber, FUR
 Bo Layton, FUR
 Jack Owen, FUR
 Harris Roberts, FUR
 Sean Rusnak, FUR
 Andy Schumpert, FUR
 Wade Smith, FUR
 Jonah Tibbs, FUR
 Dillon Woodruff, FUR
 Dorian Kithcart, MER
 Logan Craighead, MER
 Cole Fisher, MER
 Jake Flath, MER
 Brandon Gurley, MER
 Dorian Kithcart, MER
 Alex Lakes, MER
 Thomas Marchman, MER
 Ryan May, MER
 Tee Mitchell, MER
 Steven Nixon, MER
 Sidney Otiwu, MER
 Jack Raines, MER
 Brumby Tanner, MER
 Chase Westfall, MER
 Austin Wysor, MER
 Caleb Yates, MER
 Austin Barnard, SAM
 Alec Happel, SAM
 Reid Hulgan, SAM
 Carter McManes, SAM
 Matthew Pittarelli, SAM
 Jordan Weaver, SAM
 Rashun Freeman, UTC
 Alex Hooper, UTC
 Jerrell Lawson, UTC
 Branden Parker, UTC
 Hawk Schrider, UTC
 Cole Strange, UTC
 Zach Baker, VMI
 Patrick Doucette, VMI
 Ryan Francis, VMI
 Jake Paladino, VMI
 Tony Richardson, VMI
 Greg Sanders, VMI
 Matthew Bair, WCU
 Ian Berryman, WCU
 Nathan Dalton, WCU
 Tyler Junius, WCU
 A.J. Newman, WCU
 Tanner Poindexter, WCU
 Daniel Riddle, WCU
 Jerod Walls, WCU
 Zach Weeks, WCU
 Jared Jacon-Duffy, WOF
 Blake Jeresaty, WOF
 Michael Ralph, WOF
 Malik Rivera, WOF
 Liam Ronan, WOF

2018

Aaron Brawley, CIT
 Sean-Thomas Faulkner, CIT
 Jacob Godek, CIT
 Patrick Keefe, CIT
 Brandon Rainey, CIT
 Gage Russell, CIT
 Dante Smith, CIT
 Raleigh Webb, CIT
 Denzel Wright, CIT
 Chris Bouyer, ETSU
 Eddie Gajardo, ETSU
 Austin Gatewood, ETSU
 Austin Herink, ETSU
 Haddon Hill, ETSU
 JJ Jerman, ETSU
 Kobe Kelley, ETSU
 Greg McCloud, ETSU
 Cameron Parker, ETSU
 Matt Thompson, ETSU
 Dylan Weigel, ETSU
 Grayson Atkins, FUR
 Reed Kroeber, FUR
 Bo Layton, FUR
 Jack Owen, FUR
 Harris Roberts, FUR
 Wade Smith, FUR
 Guysen Bohler, MER
 Michael Cannon, MER
 Thomas Craighead, MER
 Coleman Fisher, MER
 John Flath, MER
 Charles Frost, MER
 Brandon Gurley, MER
 John Iorillo, MER
 Barron King, MER
 Dorian Kithcart, MER
 Connor Krieger, MER
 Arterrious Mitchell, MER
 Steven Nixon, MER
 Sidney Otiwu, MER
 Andrew Pettit, MER
 John Raines, MER
 Matthew Shiel, MER
 Carl Westfall, MER
 Austin Wysor, MER
 Nicholas Barton, SAM
 Nathan East, SAM
 Matthew Pittarelli, SAM
 John Staton, SAM
 Jordan Weaver, SAM
 Colin Brewer, UTC
 Marshall Cooper, UTC
 Rashun Freeman, UTC
 Jerrell Lawson, UTC
 Jared Nash, UTC
 Bryce Nunnally, UTC
 Hawk Schrider, UTC
 Jonathan Stovall, UTC
 Cole Strange, UTC
 Alex Trotter, UTC
 Zach Baker, VMI
 Brad Davis, VMI
 Reed King, VMI
 Jake Paladino, VMI
 Colby Rider, VMI
 A.J. Smith, VMI
 Jordan Ward, VMI
 Kenny Benton, WCU
 Ian Berryman, WCU
 Nathan Dalton, WCU
 Alan Harris, WCU
 Corey Holloway, WCU
 Will Jones, WCU
 Kaleb Spry, WCU
 Grady Thomas, WCU
 Zach Weeks, WCU
 John Beckley, WOF
 Blake Jeresaty, WOF
 Garrison Moore, WOF
 Michael Ralph, WOF
 Andy Riazzi, WOF
 Weston Rountree, WOF
 Ryan Titus, WOF
 Brandon Zamarly, WOF

WINS VERSUS FBS SCHOOLS



Appalachian State 34, No. 5 Michigan 32 Sept. 1, 2007

ANN ARBOR, Mich. – Julian Rauch’s 24-yard field goal with 26 seconds left put Appalachian State ahead of Michigan and Corey Lynch blocked a field goal in the final seconds to seal one of college football’s biggest upsets as the Mountaineers prevailed over the fifth-ranked Wolverines, 34-32, in front of 109,218 fans. The win marked the first-ever FCS win over a ranked FBS opponent.

“We’re still sort of shocked,” coach Jerry Moore said after being carried off the field by his players.

Appalachian State’s victory prompted the Associated Press to allow FCS teams to be considered for inclusion in the 71-year-old poll for the first time.

	1Q	2Q	3Q	4Q	F
Appalachian State	7	21	3	3	- 34
Michigan	14	3	9	6	- 32



Corey Lynch (47) blocked Michigan’s last-second field goal try to seal Appalachian State’s historic win in the “Big House.”

SoCon wins over FBS opponents

- 1982 Furman 28, South Carolina 23
- 1983 Furman 17, Georgia Tech 14
- 1983 Chattanooga 38, Louisiana-Lafayette 14
- 1983 Appalachian State 27, Wake Forest 25
- 1984 Chattanooga 9, Louisiana-Lafayette 7
- 1984 Furman 34, North Carolina State 30
- 1985 Furman 42, North Carolina State 20
- 1987 ETSU 29, North Carolina State 14
- 1988 The Citadel 42, Navy 35
- 1988 Appalachian State 34, Wake Forest 34
- 1989 Appalachian State 15, Wake Forest 10
- 1989 The Citadel 14, Navy 10
- 1990 The Citadel 38, South Carolina 35
- 1991 The Citadel 20, Army 14
- 1991 Appalachian State 17, Wake Forest 3
- 1992 The Citadel 10, Arkansas 3
- 1992 The Citadel 15, Army 14
- 1995 Appalachian State 24, Wake Forest 22
- 1998 Appalachian State 30, Wake Forest 27
- 1999 Furman 28, North Carolina 3
- 2000 Wofford 24, Louisiana-Monroe 6
- 2000 Appalachian State 20, Wake Forest 16
- 2004 Georgia Southern 53, Florida International 32
- 2007 Appalachian State 34, No. 5 Michigan 32
- 2013 Samford 31, Georgia State 21
- 2013 Chattanooga 42, Georgia State 14
- 2013 Georgia Southern 26, Florida 20
- 2015 Furman 16, UCF 15
- 2015 The Citadel 23, South Carolina 22

Furman 28, North Carolina 3 Oct. 30, 1999




Louis Ivory rushed for 177 yards and a touchdown as Furman manhandled North Carolina, 28-3.

Wofford 24, Louisiana-Monroe 6 Nov. 18, 2000



QB Travis Wilson rushed for a pair of scores as Wofford topped Louisiana-Monroe, 24-6.

The Citadel 10, Arkansas 3 Sept. 5, 1992



All-American fullback Everette Sands of The Citadel powered past Arkansas, 10-3, in the Razorbacks’ first game as an SEC school.

~~~ TOTAL OFFENSE ~~~

MOST PLAYS

Half

59, Michael Payton (MAR) vs. Western Carolina, Oct. 31, 1992
 48, Devlin Hodges (SAM) at Mississippi State, Oct. 29, 2016
 47, DeAndre Presley (APP) vs. Villanova, Dec. 11, 2010
 47, Devlin Hodges (SAM) at Kennesaw State, Nov. 25, 2017
 45, Devlin Hodges (SAM) at The Citadel, Nov. 10, 2018
 44, Andy Summerlin, (SAM) at Furman, Nov. 9, 2013
 44, Reece Udinski (VMI) at Western Carolina, Sept. 22, 2018
 43, Devlin Hodges (SAM) vs. Chattanooga, Oct. 28, 2017
 42, Devlin Hodges (SAM) at Western Carolina, Sept. 23, 2017
 40, Scott Riddle (Elon) vs. South Florida, Sept. 1, 2007

Game

86, Devlin Hodges (SAM) at Mississippi State, Oct. 29, 2016
 80, Reece Udinski (VMI) at Western Carolina, Sept. 22, 2018
 79, Devlin Hodges (SAM) at The Citadel, Nov. 10, 2018
 77, Troy Mitchell (WCU) at South Florida, Aug. 30, 2014
 77, Devlin Hodges (SAM) at Western Carolina, Oct. 24, 2015
 74, Michael Payton (MAR) vs. Western Carolina, Oct. 31, 1992
 74, Devlin Hodges (SAM) at Kennesaw State, Nov. 25, 2017
 74, Reece Udinski (VMI) vs. Mercer, Sept. 29, 2018
 73, Tony Petersen (MAR) vs. Western Carolina, Nov. 14, 1987
 72, Cleve Hightower (FUR) vs. Wofford, Nov. 27, 1969
 72, Andy Summerlin (SAM) at Furman, Nov. 9, 2013

Season

641, Devlin Hodges (SAM), 2016
 640, Devlin Hodges (SAM), 2018
 623, Devlin Hodges (SAM), 2017
 622, Scott Riddle (Elon), 2007
 600, Reece Udinski (VMI), 2018
 537, Andy Summerlin (SAM), 2013
 527, Jacob Huesman (UTC), 2014
 524, Chris Sanders (UTC), 1999
 520, Chris Sanders (UTC), 2000
 520, Jamal Jackson (APP), 2012

Career

2,266, Devlin Hodges (SAM), 2015-18
 2,069, Scott Riddle (Elon), 2007-2010
 1,935, Armanti Edwards (APP), 2006-09
 1,892, Jacob Huesman (UTC), 2012-2015
 1,425, Dustin Talianferro (SAM), 2008-11
1,419, Tyrie Adams (WCU), 2016-present
 1,411, Richie Williams (APP), 2002-05
 1,348, Greg Ryan (ETSU), 1993-96
 1,335, D.J. Campbell (APP), 1989-92
 1,331, Kenyon Earl (UTC), 1991-94

MOST TOTAL YARDS

Game

586, Devlin Hodges (SAM) at Western Caro., Oct. 6, 2018
 570, Cedric Stevens (UTC) vs. Appalachian St., Oct. 30, 2004
 545, Tyrie Adams (WCU) at Mercer, Oct. 20, 2018
 530, Devlin Hodges (SAM) at Western Caro., Sept. 23, 2017
 526, Chris Sanders (UTC) vs. Furman, Nov. 20, 1999
 517, Richie Williams (APP) vs. Chattanooga, Oct. 30, 2004
 516, Scott Riddle (Elon) vs. Furman, Nov. 3, 2007
 513, Devlin Hodges (SAM), at Mississippi St., Oct. 29, 2016
 510, Tyrie Adams (WCU) vs. Gardner-Webb, Sept. 10, 2016
 505, Devlin Hodges (SAM) vs. VMI, Oct. 13, 2018

Season

4,596, Devlin Hodges (SAM), 2018
 4,310, Devlin Hodges (SAM), 2016
 4,138, Devlin Hodges (SAM), 2017
 3,970, Armanti Edwards (APP), 2009
 3,843, Armanti Edwards (APP), 2008
 3,756, Chris Sanders (UTC), 2000
 3,745, Richie Williams (APP), 2005
 3,740, Jacob Huesman (UTC), 2014
 3,738, Scott Riddle (Elon), 2007
 3,649, Tony Petersen (MAR), 1987

Career

15,601, Devlin Hodges (SAM), 2015-18
 14,753, Armanti Edwards (APP), 2006-09
 13,147, Scott Riddle (Elon), 2007-10
 12,248, Jacob Huesman (UTC), 2012-15
 9,397, Troy Mitchell (WCU), 2012-15
9,389, Tyrie Adams (WCU), 2016-present
 9,370, Richie Williams (APP), 2002-05

8,711, Todd Wells (ETSU), 1997-00
 8,086, John Russ (MER), 2014-16
 8,019, Al Cobb (VMI), 2014-16

MOST TOUCHDOWNS RESPONSIBLE FOR (touchdowns scored and passed for)

Game

9, Allen McCune (WVU) vs. Pittsburgh, Oct. 2, 1965
 8, Chris Forcier (FUR) vs. Presbyterian, Sept. 24, 2011
 7, Chris Sanders (UTC) vs. Mississippi Valley State, Sept. 16, 2000
 7, Armanti Edwards (APP) vs. Richmond, Dec. 7, 2007
 7, Devlin Hodges (SAM) vs. Western Caro., Oct. 6, 2018
 7, Devlin Hodges (SAM) vs. VMI, Oct. 13, 2018
 6, 19 times
 Last: Devlin Hodges (SAM) vs. Shorter, Aug. 30, 2018

Season

41, Armanti Edwards (APP), 2008
 40, Scott Riddle (Elon), 2007
 40, Devlin Hodges (SAM), 2016
 40, Devlin Hodges (SAM), 2018
 38, Chaz Williams (GSU), 2004
 38, Armanti Edwards (APP), 2007
 37, Jacob Huesman (UTC), 2014
 36, Chaz Williams (GSU), 2002
 34, DeAndre Presley (APP), 2010
 34, Devlin Hodges (SAM), 2017

Career

139, Armanti Edwards (APP), 2006-09
 128, Devlin Hodges (SAM), 2015-18
 120, Scott Riddle (Elon), 2007-2010
 107, Jacob Huesman (UTC), 2012-15
 85, Chaz Williams (GSU), 2001-04
 81, Richie Williams (APP), 2002-05
 77, Jayson Foster (GSU), 2004-07
 75, John Russ (MER), 2014-16
 71, Greg Hill (GSU), 1996-99
 69, Troy Mitchell (WCU), 2012-15

MOST GAMES 250 OR MORE TOTAL YARDS

Season

11, Devlin Hodges (SAM), 2016
 11, Devlin Hodges (SAM), 2017
 10, Armanti Edwards (APP), 2008
 10, Scott Riddle (Elon), 2007
 10, Jamal Jackson (APP), 2012
 10, Devlin Hodges (SAM), 2018
 9, Chris Sanders (UTC), 2000
 9, Armanti Edwards (APP), 2007
 9, Armanti Edwards (APP), 2009
 9, DeAndre Presley (APP), 2010

Career

38, Devlin Hodges (SAM), 2015-18
 35, Armanti Edwards (APP), 2006-09
 28, Scott Riddle (Elon), 2007-10
 24, Jacob Huesman (UTC), 2012-15
20, Tyrie Adams (WCU), 2016-present
 17, Troy Mitchell (WCU), 2012-15
 16, Chris Sanders (UTC), 1999-00
 16, Al Cobb (VMI), 2014-16
 15, Jamal Jackson (APP), 2010-13
 14, Thomas Wilson (Elon), 2009-12

MOST CONSECUTIVE GAMES 250 OR MORE TOTAL YARDS

Season

10, Scott Riddle (Elon), 2007
 10, Devlin Hodges (SAM), 2016
 9, Devlin Hodges (SAM), 2017
 7, Chris Sanders (UTC), 2000
 7, Thomas Wilson (Elon), 2012
 7, Andy Summerlin (SAM), 2013
 6, Devlin Hodges (SAM), 2018
 5, Armanti Edwards (APP), 2008
 5, Armanti Edwards (APP), 2009
 5, Jamal Jackson (APP), 2012
 5, Jacob Huesman (UTC), 2014

MOST GAMES 300 OR MORE TOTAL YARDS

Season

10, Devlin Hodges (SAM), 2016
 10, Devlin Hodges (SAM), 2018
 8, Scott Riddle (Elon), 2007
 8, Armanti Edwards (APP), 2009
 8, Devlin Hodges (SAM), 2017

7, Richie Williams (APP), 2004
 7, Armanti Edwards (APP), 2008
 7, Jamal Jackson (APP), 2012
 7, Jacob Huesman (UTC), 2015
 7, Tyrie Adams (WCU), 2018

Career

32, Devlin Hodges (SAM), 2015-18
 24, Armanti Edwards (APP), 2006-09
 20, Scott Riddle (Elon), 2007-2010
 15, Jacob Huesman (UTC), 2012-15
14, Tyrie Adams (WCU), 2016-present
 12, Chris Sanders (UTC), 1999-00
 11, Al Cobb (VMI), 2014-16
 10, Jamal Jackson (APP), 2010-2013
 9, Thomas Wilson (Elon), 2009-12
 9, Troy Mitchell (WCU) 2012-15

HIGHEST AVERAGE GAIN PER PLAY

Game (minimum 20 plays)

17.0 (29-493), Michael Payton (MAR) vs. VMI, Nov. 16, 1991
 15.1 (24-362), Greg Hill (GSU) vs. Furman, Nov. 7, 1998

Season (minimum 1,500 yards)

9.09 (258-2,346), Greg Hill (GSU), 1999
 8.94 (266-2,379), Michael Payton (MAR), 1991
 8.65 (257-2,222), Bobby Lamb (FUR), 1985
 8.60 (323-2,779), P.J. Blazejowski (FUR), 2017
 8.03 (384-3,082), Ingle Martin (FUR), 2004
 8.02 (260-2,084), Ben Widmyer (WOF), 2008
 7.88 (313-2,468), Lonnie Galloway (WCU), 1992
 7.71 (515-3,970), Armanti Edwards (APP), 2009
 7.703 (459-3,536), Armanti Edwards (APP), 2007
 7.701 (499-3,843), Armanti Edwards (APP), 2008

Career (minimum 3,000 yards)

7.8 (809-6,277), Ingle Martin (FUR), 2004-05
 7.6 (1,935-14,753), Armanti Edwards (APP), 2006-09
 7.5 (429-3,234) P.J. Blazejowski (FUR), 2016-17
 7.330 (911-6,678), Greg Hill (GSU), 1996-99
 7.329 (661-4,845), Bobby Lamb (FUR), 1982-85
 7.1 (992-6,832), Lonnie Galloway (WCU), 1990-93
 7.0, Michael Payton (MAR), 1989-92
 6.94 (1,044-7,247), Chris Sanders (UTC), 1999-00
 6.88 (2,266-15,601), Devlin Hodges (SAM), 2015-18
 6.7, (826-5,540) DeAndre Presley (APP), 2010-11

RUSHING AND PASSING FOR 4,000 YARDS

Career

Armanti Edwards (APP), 2006-09 (4,361 rush, 10,392 pass)
 Jacob Huesman (UTC), 2012-15 (4,051 rush, 8,197 pass)

RUSHING AND PASSING FOR 3,000 YARDS

Career

Armanti Edwards (APP), 2006-09 (4,361 rush, 10,392 pass)
 Greg Hill (GSU), 1996-99 (3,309 rush, 3,369 pass)
 Jacob Huesman (UTC), 2012-15 (4,051 rush, 8,197 pass)

RUSHING AND PASSING FOR 1,000 YARDS

Season

3,740, Jacob Huesman (UTC), 2014 (1,009 rush, 2,731 pass)
 3,670, DeAndre Presley (APP), 2010 (1,039 rush, 2,631 pass)
 3,536, Armanti Edwards (APP), 2007 (1,588 rush, 1,948 pass)
 3,423, Tyrie Adams (WCU), 2018 (1,006 rush, 2,417 pass)
 3,404, Armanti Edwards (APP), 2006 (1,153 rush, 2,251 pass)
 3,361, Jacob Huesman (UTC), 2015 (1,244 rush, 2,117 pass)
 3,047, Jayson Foster (GSU), 2007 (1,844 rush, 1,203 pass)
 2,444, Chaz Williams (GSU), 2002 (1,422 rush, 1,022 pass)
 2,346, Greg Hill (GSU), 1999 (1,084 rush, 1,262 pass)
 2,254, Greg Hill (GSU), 1998 (1,061 rush, 1,193 pass)

~~~ RUSHING ~~~

MOST RUSHES

Game

52, Tom Sowers (VMI) vs. Davidson, Nov. 9, 1968
 49, Brad Hoover (WCU) vs. Appalachian State, Nov. 21, 1998
 47, Andrew Johnson (CIT) vs. William & Mary, Oct. 5, 1974
 47, Ron Darby (MAR) vs. Western Carolina, Nov. 12, 1988
 45, Tyler Renew (CIT) vs. Samford, Nov. 5, 2016
 44, Floyd Allen (VMI) vs. Western Carolina, Sept. 12, 1981
 43, John Settle (APP) vs. Marshall, Nov. 8, 1986
 42, Damon Scott (APP) vs. Chattanooga, Nov. 2, 1996
 41, Butch Colson (ECU) vs. Southern Mississippi, Nov. 22, 1969

INDIVIDUAL RECORDS



41, Louis Ivory (FUR) vs. ETSU, Oct. 21, 2000
41, John Russ (MER) at Samford, Nov. 12, 2016

Season

340, Carlester Crumpler (ECU), 1972
331, Brad Hoover (WCU), 1998
317, John Settle (APP), 1986
302, Kevin Richardson (APP), 2006
294, Lorenzo Long, (WOF), 2016
291, Floyd Allen (VMI), 1979
291, Floyd Allen (VMI), 1980
291, Stump Mitchell (CIT), 1980
290, Chaz Williams (GSU), 2002
290, Eric Breitenstein (WOF), 2012

Career

996, Adrian Peterson (GSU), 1998-01
912, Eric Breitenstein (WOF), 2008-12
898, Thomas Haskins (VMI), 1993-96
897, Kevin Richardson (APP), 2004-07
891, John Settle (APP), 1983-86
857, Jermaine Austin (GSU), 2002-05
847, Louis Ivory (FUR), 1998-01
823, Jack Douglas (CIT), 1989-92
788, Jacob Huesman (UTC), 2012-15
786, Stump Mitchell (CIT), 1977-80

MOST RUSHING YARDS

Quarter

174, Jayson Foster (GSU) vs. Wofford, Nov. 3, 2007 (1st)
174, DeAndre Presley (APP) vs. W. Illinois, Dec. 4, 2010 (2nd)
159, Adrian Peterson (GSU) vs. ETSU, Oct. 30, 1999 (3rd)
147, Adrian Peterson (GSU) vs. The Citadel, Oct. 24, 1998 (4th)
143, Louis Ivory (FUR) vs. Western Carolina, Sept. 30, 2000
135, Louis Ivory (FUR) vs. Georgia Southern, Nov. 4, 2000
133, Garrett Ford Sr. (WVU) vs. Pittsburgh, Oct. 2, 1965 (2nd)

Half

243, Detrez Newsome (WCU) vs. Davidson, Sept. 9, 2017 (1st)
232, Jayson Foster (GSU) vs. Wofford, Nov. 3, 2007 (1st)
228, Eric Breitenstein (WOF) at Elon, Sept. 29, 2012 (1st)
211, Armanti Edwards (APP) vs. The Citadel, Nov. 3, 2007 (1st)
207, Brandon Rainey (CIT) vs. Samford, Nov. 10, 2018 (2nd)
204, Armanti Edwards (APP) vs. Richmond, Dec. 7, 2007 (1st)
202, Anthony James (WCU) vs. Marshall, Nov. 14, 1981
201, Jerodis Williams (FUR) vs. W. Carolina, Sept. 29, 2012 (1st)
197, Adrian Peterson (GSU) vs. VMI, Oct. 2, 1999 (1st)
196, Adrian Peterson (GSU) vs. The Citadel, Oct. 24, 1998 (2nd)

Game

321, Eric Breitenstein (WOF) at Elon, Sept. 29, 2012
(see 200-Yard Club)

Season

2,079, Louis Ivory (FUR), 2000
2,035, Eric Breitenstein (WOF), 2012
1,932, Adrian Peterson (GSU), 1998
1,844, Jayson Foster (GSU), 2007
1,817, Jerick McKinnon (GSU), 2012
1,807, Adrian Peterson (GSU), 1999
1,698, Thomas Haskins (VMI), 1996
1,676, Kevin Richardson (APP), 2006
1,663, Brad Hoover (WCU), 1998
1,661, John Settle (APP), 1986

Career

6,559, Adrian Peterson (GSU), 1998-01
5,734, Eric Breitenstein (WOF), 2008-12
5,411, Jermaine Austin (GSU), 2002-05
5,353, Louis Ivory (FUR), 1998-01
5,349, Thomas Haskins (VMI), 1993-96
4,804, Kevin Richardson (APP), 2004-07
4,560, Chris Parker (MAR), 1991-95
4,409, John Settle (APP), 1983-86

4,361, Armanti Edwards (APP), 2006-09
4,149, Carl Tremble (FUR), 1989-92

MOST RUSHING YARDS PER GAME-AVERAGE

Season

189.0, Louis Ivory (FUR), 2000
175.6, Adrian Peterson (GSU), 1998
167.6, Jayson Foster (GSU), 2007
164.3, Adrian Peterson (GSU), 1999
156.5, Eric Breitenstein (WOF), 2012
154.4, Thomas Haskins (VMI), 1996
151.8, Brad Hoover (WCU), 1998
151.2, Adrian Peterson (GSU), 2000
151.2, Brad Hoover (WCU), 1998
151.0, John Settle (APP), 1986

Career

156.2, Adrian Peterson (GSU), 1998-01
127.5, Louis Ivory (FUR), 1998-01
121.6, Thomas Haskins (VMI), 1993-96
115.3, Jermaine Austin (GSU), 2002-05
114.6, Eric Breitenstein (WOF), 2008-12
112.9, Eldra Buckley (UTC), 2005-06
107.3, Chris Evans (SAM), 2008-2010
104.2, Stump Mitchell (CIT), 1977-80
103.6, Chris Parker (MAR), 1991-95
102.5, John Settle (APP), 1983-86

MOST RUSHING YARDS BY A FRESHMAN

Season

1,932, Adrian Peterson (GSU), 1998 (NCAA record)
1,416, Jermaine Austin (GSU), 2002
1,250, Marcus Cox (APP), 2013
1,153, Armanti Edwards (APP), 2006
1,107, Alex Lakes (MER), 2014
1,023, Dominique Swope (GSU), 2011

200-yard rushing club

321, Eric Breitenstein (WOF) at Elon, Sept. 29, 2012
316, Jerick McKinnon (GSU) vs. C. Arkansas, Dec. 1, 2012
313, Armanti Edwards (APP) vs. Richmond, Dec. 7, 2007
301, Louis Ivory (FUR) vs. Georgia Southern, Nov. 4, 2000
291, Armanti Edwards (APP) vs. The Citadel, Nov. 3, 2007
288, Detrez Newsome (WCU) vs. Davidson, Sept. 9, 2017
286, Gene Brown (CIT) vs. VMI, Nov. 12, 1988
285, Tyler Renew (CIT) vs. Samford, Nov. 5, 2016
279, Jayson Foster (GSU) vs. Wofford, Nov. 3, 2007
277, Thomas Haskins (VMI) vs. The Citadel, Nov. 16, 1996
277, Detrez Newsome (WCU) vs. Chattanooga, Oct. 28, 2016
267, Ritchie Melchor (APP) vs. Chattanooga, Oct. 28, 1989
266, Thomas Haskins (VMI) vs. Chattanooga, Oct. 14, 1995
264, DeAndre Presley (APP) vs. W. Illinois, Dec. 4, 2010
262, Ron Darby (MAR) vs. Western Carolina, Nov. 12, 1988
261, Mike Glenn (FUR) vs. Presbyterian, Sept. 13, 1980
260, Ray Sinclair (DAV) vs. Catawba, Nov. 14, 1981
257, Phil Mosser (W&M) vs. Ohio Wesleyan, Oct. 3, 1970
257, Chris Evans (SAM) vs. Wofford, Nov. 14, 2009
255, Dominique Swope (GSU) vs. Old Dominion, Dec. 3, 2011
253, Jayson Foster (GSU) vs. Coastal Carolina, Sept. 15, 2007
251, Thomas Haskins (VMI) vs. Richmond, Sept. 24, 1994
251, Brad Hoover (WCU) vs. VMI, Oct. 31, 1998
250, Thomas Haskins (VMI) vs. The Citadel, Nov. 12, 1994
247, Eric Breitenstein (WOF) vs. New Hampshire, Dec. 1, 2012
246, Floyd Allen (VMI) vs. Furman, Oct. 27, 1979
245, Bill Wightman (ECU) vs. Davidson, Nov. 8, 1969
245, Larry Fourqurean (MAR) vs. Appalachian State, Nov. 7, 1981
245, John Settle (APP) vs. Furman, Oct. 25, 1986
245, Steven Miller (APP) at Western Carolina, Oct. 27, 2012
243, Ernest Crosby (FUR) vs. South Carolina State, Sept. 14, 1996
242, Brandon Walker (ETSU) vs. Chas. Southern Nov. 21, 1998
241, Andrew Johnson (CIT) vs. William & Mary, Oct. 5, 1974
241, Darrell Lipford (WCU) vs. Marshall, Nov. 12, 1977
241, Anthony James (WCU) vs. Marshall, Nov. 14, 1981
241, Thomas Haskins (VMI) vs. Appalachian State, Nov. 23, 1996
240, Andrew Johnson (CIT) vs. Davidson, Nov. 18, 1973
239, Larry Zunich (UR) vs. Davidson, Oct. 22, 1966
239, John Settle (APP) vs. Western Carolina, Nov. 9, 1985
239, Jerodis Williams (FUR) vs. W. Carolina, Sept. 29, 2012
237, Herman Jacobs (ETSU) vs. The Citadel, Nov. 12, 1983
236, John Settle (APP) vs. Nicholls State, Nov. 29, 1986
235, Charles McNeill (UTC) vs. Kentucky State, Nov. 24, 2001
232, Derrick Hollins (ETSU) vs. Wofford, Nov. 3, 1990
232, Louis Ivory (FUR) vs. William & Mary, Sept. 16, 2000

231, Jerry Ellison (UTC) vs. Boise State, Sept. 5, 1992
231, Adrian Peterson (GSU) vs. The Citadel, Oct. 24, 1998
231, Jayson Foster (GSU) vs. West Georgia, Sept. 8, 2007
230, Eric Breitenstein (WOF) vs. Furman, Oct. 2, 2010
229, Steve Crislip (FUR) vs. Carson-Newman, Nov. 20, 1971
228, Carl Tremble (FUR) vs. Chattanooga, Nov. 14, 1992
227, Thomas Haskins (VMI) vs. Chattanooga, Oct. 19, 1996
227, Louis Ivory (FUR) vs. ETSU, Oct. 21, 2000
227, Eric Breitenstein (WOF) at Samford, Nov. 6, 2010
227, Darien Robinson (CIT) at Old Dominion, Sept. 21, 2013
226, Rick Reeves (ETSU) vs. Middle Tenn. State, Nov. 10, 1979
225, Thomas Haskins (VMI) vs. Appalachian State, Nov. 19, 1994
224, Thomas Haskins (VMI) vs. The Citadel, Nov. 13, 1993
224, Travis Jervey (CIT) vs. VMI, Nov. 12, 1994
222, Alvin Parker (APP) vs. Marshall, Nov. 12, 1983
222, Adrian Peterson (GSU) vs. Chattanooga, Sept. 25, 1999
222, Derrick Craine (UTC) vs. Samford, Sept. 24, 2016
221, Roderick Russell (GSU) vs. The Citadel, Oct. 26, 1996
221, Adrian Peterson (GSU) vs. Chattanooga, Sept. 26, 1998
220, Armanti Edwards (APP) vs. Georgia Southern, Oct. 20, 2007
219, Greg Hill (GSU) vs. Furman, Nov. 7, 1998
219, Adrian Peterson (GSU) vs. Jacksonville State, Sept. 12, 1998
219, Greg Hill (GSU) vs. Furman, Nov. 6, 1999
219, Carlos Locklyn (UTC) at VMI, Oct. 16, 1999
219, Eric Breitenstein (WOF) at Gardner-Webb, Sept. 1, 2012
219, Fabian Truss (SAM) at Elon, Nov. 10, 2012
218, Ron Lear (MAR) vs. Furman, Oct. 13, 1979
218, Damon Scott (APP) vs. North Carolina A&T, Sept. 16, 1995
217, Terrance Rivers (CIT) vs. Furman, Oct. 15, 1994
217, Eric Breitenstein (WOF) vs. Elon, Oct. 29, 2011
217, Brandon Rainey (CIT) vs. Samford, Nov. 10, 2018
216, Damon Scott (APP) vs. The Citadel, Sept. 28, 1996
216, Adrian Peterson (GSU) vs. Appalachian State, Oct. 17, 1998
216, Adrian Peterson (GSU) vs. ETSU, Oct. 30, 1999
216, Jimmy Watkins (APP) vs. William & Mary, Dec. 1, 2001
216, Chris Covington (GSU) vs. Central Conn. St., Sept. 6, 2006
215, Tim Sowers (VMI) vs. Davidson, Nov. 9, 1968
215, Emmitt Hamilton (APP) vs. Lenoir-Rhyne, Oct. 18, 1975
215, Kevin Richardson (APP) vs. Western Carolina, Nov. 10, 2007
215, Marcus Cox (APP) vs. Western Carolina, Nov. 23, 2013
214, Louis Ivory (FUR) vs. The Citadel, Oct. 14, 2000
213, Tony Ball (UTC) vs. Western Carolina, Nov. 3, 1979
213, John Bagwell (FUR) vs. Marshall, Oct. 3, 1987
213, Fred Boateng (WCU) vs. Georgia Southern, Oct. 7, 2000
212, Darnell Powell (UTC) vs. Middle Tenn. State, Oct. 4, 1975

211, Everette Sands (CIT) vs. Lees-McRae, Oct. 2, 1993
211, Adrian Peterson (GSU) vs. VMI, Oct. 2, 1999
210, George Searcy (ETSU) vs. The Citadel, Oct. 28, 1989
210, Thomas Haskins (VMI) vs. Richmond, Nov. 9, 1996
210, Tyrone Coleman (UTC) at The Citadel, Nov. 7, 1998
210, Eldra Buckley (UTC) vs. Appalachian State, Oct. 29, 2005
210, Jayson Foster (GSU) vs. Chattanooga, Sept. 22, 2007
209, Jerry Butler (ETSU) vs. Tennessee Tech, Sept. 8, 1984
209, Marcus Mines (VMI) vs. West Virginia Tech, Sept. 26, 1992
209, Adrian Peterson (GSU) vs. ETSU, Oct. 31, 1998
209, Maurice Murphy (CIT) vs. VMI, Nov. 10, 2001
208, Ron Lear (MAR) vs. Appalachian State, Nov. 17, 1979
208, Ritchie Melchor (APP) vs. Middle Tenn. State, Sept. 30, 1989
208, Kevin Richardson (APP) vs. Georgia Southern, Oct. 15, 2005
207, Louis Ivory (FUR) vs. Chattanooga, Nov. 18, 2000
207, Jermaine Austin (GSU) vs. FIU, Oct. 4, 2003
207, Alan Atwater (APP) vs. Chattanooga, Nov. 1, 2003
206, Lamar Lewis (GSU) vs. Coastal Carolina, Sept. 15, 2007
205, Ted Anderson (WVU) vs. VMI, Oct. 24, 1953
205, Bob Duncan (CIT) vs. Richmond, Nov. 1, 1969
205, Bob Carson (CIT) vs. Chattanooga, Oct. 23, 1971
205, Tony Scales (VMI) vs. Appalachian State, Sept. 14, 1991
205, Jerry Ellison (UTC) vs. Furman, Nov. 20, 1993
205, Alden Lance (APP) vs. Liberty, Nov. 5, 1994
205, Damon Scott (APP) vs. Western Carolina, Nov. 11, 1995
204, Tony Scales (VMI) vs. Richmond, Sept. 28, 1991
204, Eldra Buckley (UTC) vs. Tennessee Tech, Aug. 31, 2006
203, John Settle (APP) vs. Wake Forest, Aug. 30, 1986
203, Darius Hooks (WCU) vs. Wofford, Sept. 14, 1996
203, Brad Hoover (WCU) vs. Wofford, Oct. 17, 1998
203, Louis Ivory (FUR) vs. ETSU, Oct. 23, 1999
203, Shaun Warren (WCU) vs. Mars Hill, Sept. 10, 2011
202, Pat Carroll (FUR) vs. Carson-Newman, Oct. 3, 1970
202, James Roberts (UTC) vs. ETSU, Oct. 14, 1989
202, Carl Tremble (FUR) vs. The Citadel, Nov. 17, 1990
202, Chris Parker (MAR) vs. ETSU, Nov. 6, 1993
202, Antonio Smith (CIT) vs. Hofstra, Oct. 31, 1998
202, Steven Miller (APP) vs. Coastal Carolina, Sept. 29, 2012
202, Antonio Wilcox (FUR) at Western Carolina, Oct. 28, 2017
200, Darryl Jackson (WCU) vs. Mars Hill, Oct. 10, 1987
200, Jack Douglas (CIT) vs. ETSU, Oct. 27, 1990
200, Chip Hooks (APP) vs. Chattanooga, Sept. 28, 1991
200, Thomas Haskins (VMI) vs. Appalachian State, Nov. 4, 1995
200, Quan Warley (WCU) vs. Presbyterian, Sept. 20, 2008
200, Andre Stoddard (WOF) at Gardner-Webb, Sept. 29, 2018



Georgia Southern's Adrian Peterson holds numerous SoCon and NCAA records, including the most rushing yards in a career (6,559).

#SoConFB

MOST RUSHING YARDS BY A QUARTERBACK

Game

- 316, Jerick McKinnon (GSU) vs. C. Arkansas, Dec. 1, 2012
- 313, Armanti Edwards (APP) vs. Richmond, Dec. 7, 2007
- 291, Armanti Edwards (APP) vs. The Citadel, Nov. 3, 2007
- 286, Gene Brown (CIT) vs. VMI, Nov. 12, 1988
- 279, Jayson Foster (GSU) vs. Wofford, Nov. 3, 2007
- 264, DeAndre Presley (APP) vs. W. Illinois, Dec. 4, 2010
- 253, Jayson Foster (GSU) vs. Coastal Carolina, Sept. 15, 2007
- 231, Jayson Foster (GSU) vs. West Georgia, Sept. 8, 2007
- 219, Greg Hill (GSU) vs. Furman, Nov. 7, 1998
- 219, Greg Hill (GSU) vs. Furman, Nov. 6, 1999

Season

- 1,884, Jayson Foster (GSU), 2007
- 1,817, Jerick McKinnon (GSU), 2012
- 1,588, Armanti Edwards (APP), 2007
- 1,481, Jayson Foster (GSU), 2005
- 1,422, Chaz Williams (GSU), 2002
- 1,244, Jacob Huesman (UTC), 2015
- 1,153, Armanti Edwards (APP), 2006
- 1,152, Jack Douglas (CIT), 1991
- 1,084, Greg Hill (GSU), 1999
- 1,061, Greg Hill (GSU), 1998

Career

- 4,361, Armanti Edwards (APP), 2006-09
- 4,051, Jacob Huesman, (UTC), 2012-15
- 3,899, Jerick McKinnon (GSU), 2010-13
- 3,674, Jack Douglas (CIT), 1989-91
- 3,664, Jayson Foster (GSU), 2004-07
- 3,309, Greg Hill (GSU), 1996-99
- 2,768, Chaz Williams (GSU), 2001-04
- 2,475, Tony Scales (VMI), 1989-92
- 2,202, Dominique Allen (CIT), 2014-17
- 2,110, Tyrie Adams (WCU), 2016-present**

MOST GAMES RUSHING FOR 100+ YARDS

Season

- 12, Eric Breitenstein (WOF), 2012
- 11, Adrian Peterson (GSU), 1998
- 11, Adrian Peterson (GSU), 1999
- 11, Chaz Williams (GSU), 2002
- 10, Stump Mitchell (CIT), 1980
- 10, John Settle (APP), 1986
- 10, Carl Tremble (FUR), 1992
- 10, Louis Ivory (FUR), 2000
- 10, Louis Ivory (FUR), 2001
- 10, Jermaine Austin (GSU), 2005
- 10, Eric Breitenstein (WOF), 2011

Career

- 40, Adrian Peterson (GSU), 1998-01
- 33, Jermaine Austin (GSU), 2002-05
- 32, Eric Breitenstein (APP), 2008-12
- 28, Louis Ivory (FUR), 1998-01
- 25, Carl Tremble (FUR), 1989-92
- 24, Thomas Haskins (VMI), 1993-96
- 22, John Settle (APP), 1983-86
- 21, Stump Mitchell (CIT), 1977-80
- 20, Damon Scott (APP), 1993-96
- 20, Kevin Richardson (APP), 2004-07

MOST CONSECUTIVE GAMES RUSHING 100+ YARDS

Season

- 11, Adrian Peterson (GSU), 1998 (NCAA record)
- 11, Adrian Peterson (GSU), 1999 (NCAA record)
- 11, Eric Breitenstein (WOF), 2012 (NCAA record)
- 10, Chaz Williams (GSU), 2002
- 9, Stump Mitchell (CIT), 1980
- 9, John Settle (APP), 1986
- 9, Carl Tremble (FUR), 1992
- 9, Adrian Peterson (GSU), 2000
- 7, Brad Hoover (WCU), 1998
- 7, Eric Breitenstein (WOF), 2011

Career

- 36, Adrian Peterson (GSU), 1998-00

MOST GAMES RUSHING FOR 100+ YARDS BY A FRESHMAN

- 11, Adrian Peterson (GSU), 1998 (NCAA record)
- 7, Jermaine Austin (GSU), 2002
- 6, Alex Lakes (MER), 2014

MOST GAMES RUSHING FOR 100+ YARDS BY A QUARTERBACK

Season

- 11, Chaz Williams (GSU), 2002

MOST CONSECUTIVE GAMES RUSHING FOR 100+ YARDS BY A QUARTERBACK

Season

- 10, Chaz Williams (GSU), 2002

MOST GAMES RUSHING 200 OR MORE YARDS

Season

- 5, Adrian Peterson (GSU), 1998
- 5, Louis Ivory (FUR), 2000
- 4, Thomas Haskins (VMI), 1996
- 3, John Settle (APP), 1986
- 3, Thomas Haskins (VMI), 1994
- 3, Armanti Edwards (APP), 2007
- 3, Eric Breitenstein (WOF), 2012

Career

- 10, Thomas Haskins (VMI), 1993-96
- 8, Adrian Peterson (GSU), 1998-01
- 6, Louis Ivory (FUR), 1998-01
- 6, Eric Breitenstein (WOF), 2008-12
- 4, John Settle (APP), 1983-86
- 3, Damon Scott (APP), 1993-96
- 3, Armanti Edwards (APP), 2006-09

MOST CONSECUTIVE GAMES RUSHING FOR 200+ YARDS

Season

- 4, Jayson Foster (GSU), 2007
- 3, Thomas Haskins (VMI), 1996
- 3, Adrian Peterson (GSU), 1998
- 3, Louis Ivory (FUR), 2000

MOST RUSHING YARDS IN MULTIPLE GAMES

2 Games

- 528, Louis Ivory (FUR), 2000
- 518, Thomas Haskins (VMI), 1996
- 487, Jerick McKinnon (GSU), 2012
- 484, Jayson Foster (GSU), 2007
- 481, Eric Breitenstein (WOF), 2012
- 479, Eric Breitenstein (WOF), 2012
- 466, Louis Ivory (FUR), 2000
- 441, Adrian Peterson (GSU), 1998
- 441, Louis Ivory (FUR), 2000
- 439, Armanti Edwards (APP), 2007

3 Games

- 742, Louis Ivory (FUR), 2000
- 728, Thomas Haskins (VMI), 1996
- 694, Jayson Foster (GSU), 2007

- 673, Louis Ivory (FUR), 2000
- 655, Jerick McKinnon (GSU), 2012
- 650, Adrian Peterson (GSU), 1998
- 639, Eric Breitenstein (WOF), 2012
- 637, Armanti Edwards (APP), 2007
- 623, Jerick McKinnon (GSU), 2012
- 605, Adrian Peterson (GSU), 1999

4 Games

- 907, Louis Ivory (FUR), 2000
- 874, Thomas Haskins (VMI), 1996
- 833, Adrian Peterson (GSU), 1998
- 794, Jerick McKinnon (GSU), 2012
- 790, Jayson Foster (GSU), 2007
- 764, Jerick McKinnon (GSU), 2012
- 761, Adrian Peterson (GSU), 1999
- 744, Jerick McKinnon (GSU), 2012
- 741, Eric Breitenstein (WOF), 2012
- 728, Armanti Edwards (APP), 2007

5 Games

- 1,114, Louis Ivory (FUR), 2000
- 1,101, Thomas Haskins (VMI), 1996
- 1,011, Adrian Peterson (GSU), 1998
- 962, Jerick McKinnon (GSU), 2012
- 885, Jerick McKinnon (GSU), 2012
- 882, Jayson Foster (GSU), 2007
- 876, Adrian Peterson (GSU), 1999
- 872, Stump Mitchell (CIT), 1980
- 864, Eric Breitenstein (WOF), 2012
- 835, Adrian Peterson (GSU), 2000

MOST SEASONS RUSHING FOR 1,000+ YARDS

Career

- 4, Adrian Peterson (GSU), 1998-01
- 3, Stanford Jennings (FUR), 1981-83
- 3, Chris Parker (MAR), 1993-95
- 3, Thomas Haskins (VMI), 1994-96
- 3, Louis Ivory (FUR), 1999-01
- 3, Chris Evans (SAM), 2008-10
- 3, Eric Breitenstein (WOF), 2010-12
- 3, Detrez Newsome (WCU), 2015-17

TWO PLAYERS, SAME TEAM, RUSHING FOR 1,000+ YARDS

Chattanooga, 1977

- Mike Smith (1,067) and Gwain Durden (1,045)

The Citadel, 1988

- Adrian Johnson (1,091) and Gene Brown (1,006)

Georgia Southern, 1998

- Greg Hill (1,061) and Adrian Peterson (1,932)

Georgia Southern, 1999

- Greg Hill (1,084) and Adrian Peterson (1,807)

Georgia Southern, 2002

- Chaz Williams (1,422) and Jermaine Austin (1,416)

Georgia Southern 2005

- Jermaine Austin (1,546) and Jayson Foster (1,481)

Appalachian State, 2006

- Kevin Richardson (1,676) and Armanti Edwards (1,153)

Appalachian State, 2007

- Armanti Edwards (1,588) and Kevin Richardson (1,348)

Georgia Southern, 2012

- Jerick McKinnon (1,817) and Dominique Swope (1,246)

Chattanooga, 2014

- Keon Williams (1,037) and Jacob Huesman (1,009)

MOST RUSHING YARDS BY TWO PLAYERS, SAME TEAM

Game

- 459, Jayson Foster (253), Lamar Lewis (206), GSU vs. Coastal Carolina, Sept. 15, 2007

- 416, Greg Hill (219), Adrian Peterson (197), GSU vs. Furman, Nov. 6, 1999

Season

- 3,027, Jermaine Austin (1,546) and Jayson Foster (1,481), GSU, 2005

MOST RUSHING YARDS BY TWO OPPOSING PLAYERS

Game

- 474, Thomas Haskins (VMI) (250), Travis Jervey (CIT) (224), Nov. 12, 1994

HIGHEST RUSHING AVERAGE

Game (minimum 15 carries)

- 19.2 (15-288), Detrez Newsome (WCU) vs. Davidson, Sept. 9, 2017
- 19.1 (15-286), Gene Brown (CIT) vs. VMI, Nov. 12, 1988
- 16.5 (16-264), DeAndre Presley (APP) vs. W. Illinois, Dec. 4, 2011

INDIVIDUAL RECORDS



13.9, Andre Lockhart (UTC) vs. ETSU, Oct. 25, 1986

Game (minimum 5 carries)

38.6 (5-193), Shaun Fogle (WOF) vs. ETSU, Nov. 4, 2000
 29.8 (6-179), Joe Bedenbaugh (CIT) vs. Chattanooga, Nov. 7, 1970
 24.3 (7-170), Gabriel Jackson (WOF) vs. The Citadel, Oct. 30, 2004
 22.7 (7-159), Zzream Walden (GSU) vs. Western Carolina, Oct. 12, 2002

Season

(minimum 200 carries)

7.5, Adrian Peterson (GSU), 1998
 7.3, Louis Ivory (FUR), 2000
 7.3, Adrian Peterson (GSU), 1999
 7.1, Jayson Foster (GSU), 2007
 7.0, Brad Hoover (WCU), 1996
 7.0, Eric Breitenstein (WOF), 2012
 6.9, Kevious Johnson (WOF), 2007
 6.8, Carl Tremble (FUR), 1992
 6.8, Bryan Fitzgerald (UTC), 2007
 6.8, Jerick McKinnon (GSU), 2012

(minimum 100 carries)

9.0, Terrance Rivers (CIT), 1994
 8.8, Donovan Johnson (WOF), 2011
 7.8, Gwain Durden (UTC), 1979
 7.8, Jesse McCoy (WOF), 2002
 7.7, Travis Jervey (CIT), 1994
 7.5, Brothel Cole (FUR), 1979
 7.3, Jon Hall (CIT), 1971
 7.3, Robbie Gardner (FUR), 1984
 7.2, Darien Robinson (CIT), 2012
 7.1, Gwain Durden (UTC), 1980
 7.1, Greg Hill (GSU), 1999
 7.1, Lennox McAfee (WOF), 2018

Career

(minimum 300 carries)

7.4, Cam Jackson (CIT), 2014-17
 7.3, Jesse McCoy (WOF), 1999-02
 7.0, Erik Thomas (MAR), 1995-96
 6.8, Gwain Durden (UTC), 1977-80
 6.7, Jayson Foster (GSU), 2004-07
 6.6, Adrian Peterson (GSU), 1998-01
 6.3, Erik Thomas (MAR), 1993-96
 6.3, Louis Ivory (FUR), 1998-01
 6.3, Jermaine Austin (GSU), 2002-05
 6.3, Eric Breitenstein (WOF), 2008-12

MOST RUSHING TOUCHDOWNS

Half

5, Adrian Peterson (GSU) vs. The Citadel, Oct. 24, 1998
 5, Jerome Felton (FUR) vs. Western Carolina, Sept. 23, 2006
 4, John Settle (APP) vs. Davidson, Oct. 4, 1986
 4, Kevin Richardson (APP) vs. Gardner-Webb, Oct. 6, 2007
 4, Armanti Edwards (APP) vs. Richmond, Dec. 7, 2007
 4, Lorenzo Ward (CIT) vs. Samford, Nov. 10, 2018

Game

6, Jerome Felton (FUR), Western Carolina, Sept. 23, 2006
 6, Jayson Foster (GSU) vs. Coastal Carolina, Sept. 15, 2007
 5, John Settle (APP) vs. Davidson, Oct. 4, 1986
 5, Adrian Peterson (GSU) vs. The Citadel, Oct. 24, 1998
 5, J.R. McNair (WOF) vs. Chattanooga, Oct. 4, 2003
 5, Ben Dupree (CIT) at Old Dominion, Sept. 21, 2013

Season

30, Kevin Richardson (APP), 2006
 28, Adrian Peterson (GSU), 1999
 27, Chaz Williams (GSU), 2002
 25, Adrian Peterson (GSU), 1998
 25, Chaz Williams (GSU), 2004
 24, Jayson Foster (GSU), 2007
 23, Jerome Felton (FUR), 2006
 23, Dane Romero (WOF), 2008
 22, Eric Breitenstein (WOF), 2010
 21, Jayson Foster (GSU), 2005
 21, Armanti Edwards (APP), 2007

Career

84, Adrian Peterson (GSU), 1998-01
 66, Kevin Richardson (APP), 2004-07
 65, Armanti Edwards (APP), 2006-09
 65, Eric Breitenstein (WOF), 2008-12

63, Jerome Felton (FUR), 2004-07
 62, Chaz Williams (GSU), 2001-04
 54, Jayson Foster (GSU), 2004-07
 53, Louis Ivory (FUR), 1998-01
 50, Thomas Haskins (VMI), 1993-96
 49, Greg Hill (GSU), 1996-99

MOST RUSHING TOUCHDOWNS PER GAME

Season

2.5 (11-28), Adrian Peterson (GSU), 1999 (NCAA record)

CONSECUTIVE GAMES WITH A RUSHING TOUCHDOWN

Season

12, Jayson Foster (GSU), 2005
 11, Louis Ivory (FUR), 2001
 11, Chaz Williams (GSU), 2002

Career

14, Adrian Peterson (GSU), 1998-99
 13, Chaz Williams (GSU), 2002-03

RUSHING TOUCHDOWNS BY A QUARTERBACK

Season

27, Chaz Williams (GSU), 2002 (NCAA record)
 25, Chaz Williams (GSU), 2004
 24, Jayson Foster (GSU), 2007
 21, Jayson Foster (GSU), 2005
 21, Armanti Edwards (APP), 2007300
 20, Jerick McKinnon (GSU), 2012
 18, Armanti Edwards (APP), 2009
 16, Dave Alexander (ECU), 1965
 16, Greg Hill (GSU), 1998
 16, Greg Hill (GSU), 1999

Career

65, Armanti Edwards (APP), 2006-09
 62, Chaz Williams (GSU), 2001-04
 54, Jayson Foster (GSU), 2007
 49, Greg Hill (GSU), 1996-99
 43, Jacob Huesman (UTC), 2012-15

THREE PLAYERS RUSHING FOR 100+ YARDS

Game

Furman, Brian Jager (131), John Drye (123), John Bagwell (119) vs. Newberry, Sept. 14, 1985
 Appalachian State, John Settle (187), Tim Sanders (108), Ritchie Melchor (108) vs. Davidson, Oct. 4, 1986
 VMI, Tony Scales (167), Marcus Mines (113), Scott Council (110) vs. ETSU, Sept. 7, 1991
 Georgia Southern, Andre Weathers (133), Greg Hill (126), and Adrian Peterson (115) vs. Western Carolina, Oct. 9, 1999
 Georgia Southern, Jermaine Austin (160), Chaz Williams (120), Hakim Ford (106) vs. Gardner-Webb, Sept. 7, 2002
 Georgia Southern, Jermaine Austin (133), Chaz Williams (117), Mark Myers (105) vs. Appalachian State, Oct. 19, 2002
 Furman, Daric Carter (132), Jerome Felton (121), Cedrick Gipson (100) vs. Samford, Sept. 17, 2005

MOST CONSECUTIVE RUSHES WITHOUT A FUMBLE

Game

43, John Settle (APP) vs. Marshall, Nov. 8, 1986

~~~ PASSING ~~~

HIGHEST PASSING EFFICIENCY RATING

Game (minimum 10 attempts)

411.1, Billy Napier (FUR) vs. Elon, Sept. 14, 2002 (8-10 att., 237 yds., 4 TD, 0 int.)
 404.8, Tony Scales (VMI) vs. William & Mary, 1990 (9-12, 314, 4, 0)
 380.9, Tyrie Adams (WCU) vs. Davidson, Sept. 9, 2017 (10-13, 274, 5, 0)
 369.4, Justin Barnes (UTC) vs. Kentucky State, Nov. 24, 2001 (12-16, 325, 6, 0)
 343.0, Armanti Edwards (APP) vs. Chattanooga, Oct. 7, 2006 (12-14, 311, 3, 0)
 338.6, Armanti Edwards (APP) vs. Wofford, Oct. 31, 2008 (17-19, 5, 0)
 338.0, Chris Forcier (FUR) vs. Presbyterian, Sept. 24, 2011 (12-16, 226, 7, 0)
 306.5, Trey Elder (APP) vs. Lenoir-Rhyne, Sept. 8, 2007 (9-13, 210, 4, 0)
 297.2, Lonnie Galloway (WCU) vs. Marshall, Oct. 31, 1992

(12-16, 266, 4, 0)

295.3, Chad Greene (WCU) vs. Chattanooga, Oct. 22, 1994 (11-12, 173, 3, 0)

Season (minimum 150 attempts)

181.3, Michael Payton (MAR), 1992
 172.4, Chris Forcier (FUR), 2011
 172.3, P.J. Blazejowski (FUR), 2017
 170.9, Bobby Lamb (FUR), 1985
 170.2, Armanti Edwards (APP), 2008
 167.4, Lonnie Galloway (WCU), 1992
 160.1, David Charpia (FUR), 1983
 159.8, Todd Donnan (MAR), 1994
 159.3, Bobby Lamb (FUR), 1984
 159.3, Armanti Edwards (APP), 2007

Career (minimum 300 attempts)

156.33, Bobby Lamb (FUR), 1982-85
 154.27, Alejandro Bennifield (UTC), 2014-17
 154.16, Armanti Edwards (APP), 2006-09
 152.23, Ingle Martin (FUR), 2004-05
 149.81, P.J. Blazejowski (FUR), 2016-17
 148.70, Devlin Hodges (SAM), 2015-18
 147.74, Michael Payton (MAR), 1989-92
 147.25, Greg Hill (GSU), 1996-99
 147.16, Billy Napier (FUR), 1999-02
 145.57, Richie Williams (APP), 2002-05

MOST PASSES COMPLETED

Game

49, Reece Udinski (VMI) vs. The Citadel, Oct. 20, 2018
 46, Troy Mitchell (WCU) at South Florida, Aug. 30, 2014
 44, Andy Summerlin (SAM) at Furman, Nov. 9, 2013
 44, Devlin Hodges (SAM) at Chattanooga, Sept. 22, 2018
 44, Devlin Hodges (SAM) vs. Western Caro., Oct. 6, 2018
 43, Reece Udinski (VMI) at Western Caro., Sept. 22, 2018
 43, Devlin Hodges (SAM) at The Citadel, Nov. 10, 2018
 42, Devlin Hodges (SAM) at Western Carolina, Oct. 24, 2015
 42, Devlin Hodges (SAM) at Mississippi St., Oct. 29, 2016
 41, Chris Sanders (UTC) vs. Furman, Nov. 20, 1999
 41, Scott Riddle (Elon) vs. Wofford, Oct. 20, 2007

Season

388, Devlin Hodges (SAM), 2018
 375, Devlin Hodges (SAM), 2016
 347, Devlin Hodges (SAM), 2016
 346, Scott Riddle (Elon), 2007
 301, Reece Udinski (VMI), 2018
 300, Andy Summerlin (SAM), 2013
 297, Chris Sanders (UTC), 1999
 287, Chris Sanders (UTC), 2000
 285, Scott Riddle (Elon), 2009
 279, Thomas Wilson (Elon), 2011

Career

1,310, Devlin Hodges (SAM), 2015-18 (NCAA record)
 1,168, Scott Riddle (Elon), 2007-10
 768, Armanti Edwards (APP), 2006-09
 743, Jacob Huesman (UTC), 2012-15
 707, Dustin Taliaferro (SAM), 2008-11
 703, Al Cobb (VMI), 2014-16
 694, Greg Ryan (ETSU), 1993-96
 657, Reese Hannon (FUR), 2012-16
 655, Troy Mitchell (WCU), 2012-15
594, Tyrie Adams (WCU), 2016-present

MOST CONSECUTIVE PASSES COMPLETED

Game

28, Richie Williams (APP) vs. Furman, Oct. 9, 2004 (NCAA record)
 20, Chris Forcier (FUR) vs. Presbyterian, Sept. 24, 2011
 17, Stanley Myers (CIT) vs. Furman, Oct. 17, 1998
 17, Lee Chapple (GSU) vs. Wofford, Oct. 3, 2009
 15, P.J. Blazejowski (FUR) vs. Wofford, Nov. 15, 2014
 15, Austin Herink (ETSU) vs. Limestone, Sept. 2, 2017
 14, Kaelan Riley (MER) at Furman, Oct. 21, 2017
 12, David Henderson (FUR) vs. Marshall, Oct. 28, 1978
 12, Billy Napier (FUR) vs. Georgia Southern, Dec. 15, 2001*
 11, Austin Herink (ETSU) vs. Mercer, Sept. 23, 2017

2 games

20, Stanley Myers (CIT) vs. Furman (last 17), Oct. 17, 1998; and Georgia Southern (first 3), Oct. 24, 1998
 18, Austin Herink (ETSU) vs. Samford (last 3), Nov. 19, 2016; and vs. Limestone (first 15), Sept. 2, 2017
 17, Scott Riddle (Elon) vs. Georgia Southern (last 7), Oct. 13, 2007; and Wofford (first 10), Oct. 20, 2007

13, Bobby Lamb (FUR), 1984
 13, Nick Tiano (UTC) at The Citadel (last 3), Sept. 8, 2018;
 and at UT Martin (first 10), Sept. 15, 2018

3 Games

19, Justin Hill (FUR), 1999

HIGHEST PASS COMPLETION PERCENTAGE

Game (minimum 10 attempts)

100.0 (15-15), P.J. Blazejowski (FUR) vs. Wofford, Nov. 15, 2014
 100.0 (12-12), Billy Napier (FUR) vs. Ga. Southern, Nov. 6, 2001*
 100.0 (10-10), Eric Kresser (MAR) vs. The Citadel, Nov. 2, 1996
 100.0 (10-10), Jayson Foster (GSU) vs. W. Carolina, Nov. 10, 2007
 94.7 (18-19), Stanley Myers (CIT) vs. Furman, Oct. 17, 1998
 91.7 (11-12), Chad Greene (WCU) vs. Chattanooga, Oct. 22, 1994
 90.0 (9-10), Mark Lambert (VMI) vs. Virginia, Sept. 20, 1975
 90.0 (9-10), Mark Williams (ETSU) vs. Wofford, Sept. 10, 1988
 89.5 (17-19), Armanti Edwards (APP) vs. Wofford, Oct. 31, 2008
 89.3 (25-28), Lee Chapple (GSU) vs. Wofford, Oct. 3, 2009

Season

(minimum 300 attempts)

74.5, Devlin Hodges (SAM), 2016
 71.1, Kameron Bryant (APP), 2013
 70.1, Devlin Hodges (SAM), 2018
 68.5, Jacob Huesman (UTC), 2014
 68.1, Scott Riddle (Elon), 2007
 68.0, Armanti Edwards (APP), 2009
 67.8, Thomas Wilson (Elon), 2011
 67.6, Scott Riddle (Elon), 2010
 66.9, Richie Williams (APP), 2004
 66.8, Reese Hannon (FUR), 2016

(minimum 100 attempts)

74.5, Devlin Hodges (SAM), 2016
 71.1, Kameron Bryant (APP), 2013
 70.5, Devlin Hodges (SAM), 2018
 69.4, Devlin Hodges (SAM), 2015
 68.8, Harris Roberts (FUR), 2018
 68.5, Billy Napier (FUR), 2002
 68.3, Jacob Huesman (UTC), 2013
 67.8, Thomas Wilson (Elon), 2011
 67.1, Dustin, Taliaferro (SAM), 2008
 66.9, Jacob Huesman (UTC), 2015

Career (minimum 300 attempts)

69.1, Devlin Hodges (SAM), 2015-18
 67.3, Jacob Huesman (UTC), 2012-2015
 66.4, Thomas Wilson (Elon), 2009-12
 65.65, Scott Riddle (Elon), 2007-2010
 65.5, Cedric Stevens (UTC), 2004
 65.08, Armanti Edwards (APP), 2006-09
 64.9, Billy Napier (FUR), 1999-02
 64.7, Lee Chapple (GSU), 2008-09
 64.5, Andy Summerlin (SAM), 2012-13
 63.9, Jamal Jackson (APP), 2010-12

MOST PASSES ATTEMPTED

Half

55, Michael Payton (MAR) vs. Western Carolina, Oct. 31, 1992 (2nd)

Game

72, Reece Udinski (VMI) at Western Caro., Sept. 22, 2018
 70, Reece Udinski (VMI) vs. Mercer, Sept. 29, 2018
 69, Andy Summerlin (SAM) at Furman, Nov. 9, 2013
 69, Devlin Hodges (SAM) at Mississippi St., Oct. 29, 2016
 69, Devlin Hodges (SAM) at The Citadel, Nov. 10, 2018
 68, Tony Petersen (MAR) vs. Western Carolina, Nov. 14, 1987
 67, Cleve Hightower (FUR) vs. Wofford, Oct. 11, 1969
 67, Michael Payton (MAR) vs. Western Carolina, Oct. 31, 1992
 66, Chris Sanders (UTC) vs. Furman, Nov. 20, 1999
 66, Troy Mitchell (WCU) at South Florida, Aug. 30, 2014
 66, Devlin Hodges (SAM) at Western Carolina, Sept. 23, 2017
 66, Devlin Hodges (SAM) at Kennesaw State, Nov. 25, 2017

Season

550, Devlin Hodges (SAM), 2018
 530, Devlin Hodges (SAM), 2016
 528, Devlin Hodges (SAM), 2017
 523, Reece Udinski (VMI), 2018
 508, Scott Riddle (Elon), 2007
 490, Chris Sanders (UTC), 1999
 487, Jeff Gilbert (WCU), 1983
 478, Andy Summerlin (SAM), 2013
 466, Tony Petersen (MAR), 1987
 463, Chris Sanders (UTC), 2000



Samford quarterback Devlin Hodges finished his career with numerous SoCon single-game, season and career records to his credit. Hodges finished with 14,584 career passing yards, which is also the FCS record.

Career

1,896, Devlin Hodges (SAM), 2015-18 (NCAA record)
 1,779, Scott Riddle (Elon), 2007-2010
 1,180, Armanti Edwards (APP), 2006-09
 1,148, Greg Ryan (ETSU), 1993-96
 1,142, Dustin Taliaferro (SAM), 2008-11
 1,134, Al Cobb (VMI), 2014-16
 1,104, Jacob Huesman (UTC), 2012-15
 1,067, Reese Hannon (FUR), 2012-16
 1,059, Carl Fodor (MAR), 1982-85
 1,051, Troy Mitchell (WCU), 2012-15

MOST PASSING YARDS

Half

383, Michael Payton (MAR) vs. VMI, Nov. 16, 1991 (1st)
 (NCAA record)
 369, Scott Riddle (Elon) vs. Furman, Nov. 3, 2007 (2nd)

Game

562, Devlin Hodges (SAM) vs. Western Carolina, Oct. 6, 2018
 (see 400-yard passing club)

Season

4,283, Devlin Hodges (SAM), 2018
 4,088, Devlin Hodges (SAM), 2016
 3,983, Devlin Hodges (SAM), 2017
 3,817, Scott Riddle (Elon), 2007
 3,691, Chris Sanders (UTC), 2000
 3,640, Andy Summerlin (SAM), 2013
 3,539, Chris Sanders (UTC), 1999
 3,529, Tony Petersen (MAR), 1987
 3,345, Scott Riddle (Elon), 2009
 3,291, Armanti Edwards (APP), 2009

Career

14,584, Devlin Hodges (SAM), 2015-18 (NCAA record)
 13,264, Scott Riddle (Elon), 2007-10
 10,392, Armanti Edwards (APP), 2006-09
 8,197, Jacob Huesman (UTC), 2012-15
 7,826, Greg Ryan (ETSU), 1993-96
 7,759, Richie Williams (APP), 2002-05
 7,735, Todd Wells (ETSU), 1997-00
 7,730, Reese Hannon (FUR), 2012-16
 7,727, Al Cobb (VMI), 2014-16
 7,530, Michael Payton (MAR), 1989-92

MOST PASSING YARDS IN CONSECUTIVE GAMES

2 games

1,035, Devlin Hodges (SAM), 2018 (Oct. 6-13)
 925, Reece Udinski (VMI), 2018 (Sept. 22-29)

400-yard passing club

562, Devlin Hodges (SAM) vs. Western Carolina, Oct. 6, 2018
534, Scott Riddle (Elon) vs. Furman, Nov. 3, 2007
532, Chris Sanders (UTC) vs. Furman, Nov. 20, 1999
516, Devlin Hodges (SAM) at Western Carolina, Sept. 23, 2017
515, Cedric Stevens (UTC) vs. Appalachian State, Oct. 30, 2004
496, Michael Payton (MAR) vs. VMI, Nov. 16, 1991
495, Andy Summerlin (SAM) at Furman, Nov. 9, 2013
491, Reece Udinski (VMI) at Western Carolina, Sept. 22, 2018
488, Chris Sanders (UTC) vs. Western Carolina, Oct. 21, 2000
481, Tony Petersen (MAR) vs. Western Carolina, Nov. 14, 1987
478, Andy Summerlin (SAM) vs. S.E. Louisiana, Sept. 21, 2013
475, Devlin Hodges (SAM) at Florida State, Sept. 8, 2018
474, David Rivers (WCU) vs. Wofford, Oct. 14, 2000
473, Devlin Hodges (SAM) vs. VMI, Oct. 13, 2018
468, Devlin Hodges (SAM) at Mississippi State, Oct. 29, 2016
452, Scott Riddle (Elon) vs. Western Carolina, Nov. 20, 2010
449, Eric Kresser (MAR) vs. Delaware, Nov. 30, 1996*
447, Reece Udinski (VMI) vs. The Citadel, Oct. 20, 2018
437, Chris Sanders (UTC) vs. Furman, Nov. 18, 2000
436, Carl Fodor (MAR) vs. Furman, Sept. 22, 1984
435, Devlin Hodges (SAM) vs. VMI, Oct. 15, 2016
434, Austin Herink (ETSU) at Furman, Sept. 30, 2017
434, Reece Udinski (VMI) vs. Mercer, Sept. 29, 2018
433, Armanti Edwards (APP) vs. S.C. State, Nov. 29, 2008*
432, Michael Payton (MAR) vs. Appalachian State, Nov. 7, 1992
432, B.J. Coleman (UTC) at Furman, Oct. 23, 2010
429, Michael Payton (MAR) vs. Western Carolina, Oct. 31, 1992
428, Kip Allen (CIT) vs. Wofford, Nov. 9, 1985
428, David Rivers (WCU) vs. Tennessee Tech, Nov. 18, 2000
427, Tyrie Adams (WCU) vs. Gardner-Webb, Sept. 10, 2016
424, Tyrie Adams (WCU) at Furman, Sept. 29, 2018
422, David Brown (VMI) vs. Appalachian State, Nov. 15, 1986
422, Devlin Hodges (SAM) at Wofford, Oct. 21, 2017
419, Thomas Wilson (Elon) at Appalachian State, Oct. 6, 2012
416, Scott Riddle (Elon) vs. Samford, Oct. 2, 2010
416, Thomas Wilson (Elon) at N.C. Central, Sept. 17, 2011
415, Armanti Edwards (APP) vs. Wofford, Oct. 17, 2009
415, Andy Summerlin (SAM) vs. Elon, Nov. 23, 2013
412, Thomas Wilson (Elon) vs. W. Carolina, Oct. 20, 2012
413, Richie Williams (APP) vs. Furman, Oct. 9, 2004
411, Devlin Hodges (SAM) at Furman, Oct. 8, 2016
410, David Rivers (WCU) vs. Chattanooga, Oct. 21, 2000
410, Richie Williams (APP) vs. Chattanooga, Oct. 30, 2004
408, Steve Brown (APP) vs. ETSU, Sept. 27, 1980
408, Richie Williams (APP) vs. Elon, Nov. 6, 2004
405, Mark Thompson (DAV) vs. Bucknell, Oct. 10, 1970
405, Richie Williams (APP) vs. Wofford, Oct. 23, 2004
404, Chris Sanders (UTC) vs. Wofford, Sept. 30, 2000
404, Devlin Hodges (SAM) at The Citadel, Nov. 10, 2018
404, Devlin Hodges (SAM) at ETSU, Nov. 17, 2018
403, John Gregory (MAR) vs. Eastern Kentucky, Oct. 21, 1989
402, Devlin Hodges (SAM) at Furman, Oct. 20, 2018
401, Devlin Hodges (SAM) vs. Mercer, Nov. 12, 2016

* indicates NCAA playoff game

915, Scott Riddle (Elon) 2007
 893, Scott Riddle (Elon), 2007
 884, David Rivers (WCU), 2000
 875, Devlin Hodges (SAM), 2018 (Oct. 13-20)
 861, Michael Payton (MAR), 1992
 859, Chris Sanders (UTC), 2000
 846, Devlin Hodges (SAM), 2016
 843, Devlin Hodges (SAM), 2016

3 games

1,437, Devlin Hodges (SAM), 2018 (Oct. 6-20)
 1,300, Andy Summerlin (SAM), 2013
 1,278, David Rivers (WCU), 2000
 1,278, Devlin Hodges (SAM), 2016
 1,274, Scott Riddle (Elon), 2007
 1,274, Devlin Hodges (SAM), 2018 (Oct. 13-Nov. 3)
 1,236, Scott Riddle (Elon), 2007
 1,230, Reece Udinski (VMI), 2018 (Sept. 14-29)
 1,223, Richie Williams (APP), 2004
 1,221, Devlin Hodges (SAM), 2016

4 games

1,836, Devlin Hodges (SAM), 2018 (Oct. 6-Nov. 3)
 1,689, Devlin Hodges (SAM), 2016
 1,678, Devlin Hodges (SAM), 2018 (Oct. 13-Nov. 10)
 1,632, Reece Udinski (VMI), 2018 (Sept. 22-Oct. 20)

INDIVIDUAL RECORDS



1,617, Chris Sanders (UTC), 2000
1,617, Scott Riddle (Elon), 2007
1,609, Devlin Hodge (SAM), 2018 (Oct. 20-Nov. 17)
1,587, Devlin Hodges (SAM), 2018 (Sept. 29-Oct. 20)
1,570, Scott Riddle (Elon), 2007
1,569, Devlin Hodges (SAM), 2018 (Sept. 22-Oct. 13)

5 games

2,240, Devlin Hodges (SAM), 2018 (Oct. 6-Nov. 10)
2,082, Devlin Hodges (SAM), 2018 (Oct. 13-Nov. 17)
2,004, Devlin Hodges (SAM), 2016
1,986, Devlin Hodges (SAM), 2018 (Sept. 29-Nov. 3)
1,971, Devlin Hodges (SAM), 2018 (Sept. 22-Oct. 20)
1,959, Devlin Hodges (SAM), 2016
1,955, Reece Udinski (VMI), 2018 (Sept. 22-Oct. 27)
1,947, Reece Udinski (VMI), 2018 (Sept. 14-Oct. 20)
1,925, Chris Sanders (UTC), 2000
1,920, Scott Riddle (Elon), 2007

MOST GAMES PASSING FOR 200+ YARDS Season

12, Devlin Hodges (SAM), 2017
11, Tony Petersen (MAR), 1987 (NCAA record)
11, Chris Sanders (UTC), 1999 (NCAA record)
11, Chris Sanders (UTC), 2000 (NCAA record)
11, Scott Riddle (Elon), 2007 (NCAA record)
11, Thomas Wilson (Elon), 2011
11, Devlin Hodges (SAM), 2016
10, Armanti Edwards (APP), 2009
10, Scott Riddle (Elon), 2009
10, Scott Riddle (Elon), 2010
10, Jamal Jackson (APP), 2012
10, Devlin Hodges (SAM), 2018

Career

39, Scott Riddle (Elon), 2007-10
39, Devlin Hodges (SAM), 2015-18
29, D.J. Campbell (APP), 1989-92
26, Greg Ryan (ETSU), 1993-96
24, Armanti Edwards (APP), 2006-09
22, Chris Sanders (UTC), 1999-00
21, Randy Joyce (APP), 1981-84
20, Michael Payton (MAR), 1989-92
20, B.J. Coleman (UTC), 2009-11
20, Thomas Wilson (Elon), 2009-12

MOST CONSECUTIVE GAMES PASSING FOR 200+ YARDS Season

12, Devlin Hodges (SAM), 2017 (NCAA record)
11, Tony Petersen (MAR), 1987 (NCAA record)
11, Chris Sanders (UTC), 1999 (NCAA record)
11, Chris Sanders (UTC), 2000 (NCAA record)
11, Scott Riddle (Elon), 2007 (NCAA record)
11, Thomas Wilson (Elon), 2011 (NCAA record)
10, Scott Riddle (Elon), 2010
10, Devlin Hodges (SAM), 2016
9, Thomas Wilson (Elon), 2012
7, Cedric Stevens (UTC), 2004
7, Andy Summerlin (SAM), 2013
6, Jordan Sorrells (FUR), 2008
6, Devlin Hodges (SAM), 2018

Career

22, Chris Sanders (UTC), 1999-00

MOST GAMES PASSING FOR 300+ YARDS Season

10, Devlin Hodges (SAM), 2018
9, Scott Riddle (Elon), 2007
9, Devlin Hodges (SAM), 2016
8, Devlin Hodges (SAM), 2017
6, Chris Sanders (UTC), 1999
6, Chris Sanders (UTC), 2000
6, Richie Williams (APP), 2004
6, Scott Riddle (Elon), 2009
6, Scott Riddle (Elon), 2010
6, Al Cobb (VMI), 2014

Career

30, Devlin Hodges (SAM), 2015-18
23, Scott Riddle (Elon), 2007-2010
12, Chris Sanders (UTC), 1999-00
10, Armanti Edwards (APP), 2006-09
10, Al Cobb (VMI), 2014-16
9, Thomas Wilson (Elon), 2009-12
7, Tony Petersen (MAR), 1986-87

7, Michael Payton (MAR), 1989-92
7, Richie Williams (APP), 2002-05
7, Tyrie Adams (WCU), 2016-present

MOST CONSECUTIVE GAMES PASSING FOR 300+ YARDS Season

9, Scott Riddle (Elon), 2007
6, Devlin Hodges (SAM), 2016
6, Devlin Hodges (SAM), 2018
5, Chris Sanders (UTC), 2000
4, Scott Riddle (Elon), 2010
4, Thomas Wilson (Elon), 2012
4, Devlin Hodges (SAM), 2018
3, Tony Petersen (MAR), 1987
3, David Rivers (WCU), 2000
3, Richie Williams (APP), 2004
3, Armanti Edwards (APP), 2009
3, Jamal Jackson (APP), 2012
3, Andy Summerlin (SAM), 2013
3, Devlin Hodges (SAM), 2015
3, Devlin Hodges (SAM), 2017
3, Reece Udinski (VMI), 2018

MOST GAMES PASSING FOR 400+ YARDS Season

6, Devlin Hodges (SAM), 2018
4, Richie Williams (APP), 2004
4, Devlin Hodges (SAM), 2016
3, David Rivers (WCU), 2000
3, Chris Sanders (UTC), 2000
3, Andy Summerlin (SAM), 2013
3, Reece Udinski (VMI), 2018
2, Michael Payton (MAR), 1992
2, Scott Riddle (Elon), 2010
2, Thomas Wilson (Elon), 2012
2, Devlin Hodges (SAM), 2017

Career

12, Devlin Hodges (SAM), 2015-18
4, Chris Sanders (UTC), 1999-00
4, Richie Williams (APP), 2004
3, Michael Payton (MAR), 1989-92
3, David Rivers (WCU), 2000
3, Scott Riddle (Elon), 2007-10
3, Thomas Wilson (Elon), 2009-12
3, Andy Summerlin (SAM), 2012-13
3, Reece Udinski (VMI), 2017-present

MOST CONSECUTIVE GAMES PASSING FOR 400+ YARDS

3, Richie Williams (APP), 2004
3, Devlin Hodges (SAM), 2018 (Oct. 6-20)
2, Michael Payton (MAR), 1992
2, David Rivers (WCU), 2000
2, Thomas Wilson (Elon), 2012
2, Devlin Hodges (SAM), 2016
2, Reece Udinski (VMI), 2018 (Sept. 22-29)
2, Devlin Hodges (SAM), 2018 (Nov. 10-17)

MOST PASSING YARDS BY OPPOSING QUARTERBACKS Game

925, Cedric Stevens (515) (UTC) and Richie Williams (410) (APP), Oct. 30, 2004
898, Chris Sanders (488) (UTC) and David Rivers (410) (WCU), Oct. 21, 2000

MOST SEASONS PASSING FOR 3,000+ YARDS Career

3, Scott Riddle (Elon), 2007, 2009, 2010
3, Devlin Hodges (SAM), 2016, 2017, 2018
2, Chris Sanders (UTC), 1999, 2000
2, Thomas Wilson (Elon), 2011, 2012
1, Tony Petersen (MAR), 1987
1, Richie Williams (APP), 2004
1, Thomas Wilson (Elon), 2011
1, Jamal Jackson (APP), 2012
1, Andy Summerlin (SAM), 2013
1, Reece Udinski (VMI), 2018

MOST TOUCHDOWN PASSES Quarter

4, Chris Forcier (FUR) vs. Presbyterian, Sept. 24, 2011 (2nd)
4, Devlin Hodges (SAM) vs. Shorter, Aug. 30, 2018 (2nd)
4, Devlin Hodges (SAM) vs. WCU, Oct. 6, 2018 (1st)
3, Chris Sanders (UTC) vs. Miss. Valley St., Sept. 16, 2000 (1st)
3, Joe Burchette (APP) vs. Chattanooga, Oct. 27, 2001
3, Richie Williams (APP) vs. Chattanooga, Oct. 30, 2004

3, Scott Riddle (Elon) vs. Chattanooga, Oct. 27, 2007 (2nd)
3, Armanti Edwards (APP) vs. The Citadel, Oct. 4, 2008 (2nd)
3, Scott Riddle (Elon) vs. Davidson, Sept. 5, 2009 (3rd)

Half

6, Chris Forcier (FUR) vs. Presbyterian, Sept. 24, 2011 (1st)
5, Chris Sanders (UTC) vs. Miss. Valley St., Sept. 16, 2000 (1st)
4, Tim Russell (CIT) vs. Furman, Nov. 17, 1979 (2nd)
4, Tony Petersen (MAR) vs. Eastern Kentucky, Sept. 19, 1987 (1st)
4, Kenyon Earl (UTC) vs. Gardner-Webb, Sept. 18, 1993 (1st)
4, Richie Williams (APP) vs. Chattanooga, Oct. 20, 2004 (2nd)
4, DeAndre Presley (APP) vs. The Citadel, Oct. 16, 2010 (1st)
4, Tyrie Adams (WCU) vs. Davidson, Sept. 9, 2017 (1st)
4, Devlin Hodges (SAM) vs. ETSU, Nov. 11, 2017 (1st)
4, Devlin Hodges (SAM) vs. WCU, Oct. 6, 2018 (1st)
4, Devlin Hodges (SAM) vs. VMI, Oct. 13, 2018 (1st)

Game

7, Chris Forcier (FUR) vs. Presbyterian, Sept. 24, 2011
6, Tim Russell (CIT) vs. Furman, Nov. 17, 1979
6, Kenyon Earl (UTC) vs. Gardner-Webb, Sept. 18, 1993
6, Chris Sanders (UTC) vs. Mississippi Valley St., Sept. 16, 2000
6, Justin Barnes (UTC) vs. Kentucky State, Nov. 24, 2001
6, Bart Blanchard (CIT) vs. Presbyterian, Sept. 26, 2009
6, Al Cobb (VMI) vs. Gardner-Webb, Oct. 18, 2014
6, Devlin Hodges (SAM) vs. Western Caro., Oct. 6, 2018
6, Devlin Hodges (SAM) vs. VMI, Oct. 13, 2018
5, 27 times
Last: Harris Roberts (FUR) at Mercer, Nov. 17, 2018

Season

36, Devlin Hodges (SAM), 2016
33, Devlin Hodges (SAM), 2018
31, Michael Payton (MAR), 1992
31, Scott Riddle (Elon), 2007
31, Devlin Hodges (SAM), 2017
30, Armanti Edwards (APP), 2008
28, Todd Donnan (MAR), 1994
28, Scott Riddle (Elon), 2010
27, Chris Sanders (UTC), 1999
26, Michael Payton (MAR), 1991
26, B.J. Coleman (UTC), 2010
26, Andy Summerlin (SAM), 2013

Career

111, Devlin Hodges (SAM), 2015-pr.
106, Scott Riddle (Elon), 2007-10
74, Armanti Edwards (APP), 2006-09
64, Jacob Huesman (UTC), 2012-15
59, Richie Williams (APP), 2002-05
57, Michael Payton (MAR), 1989-92
57, John Russ (MER), 2014-16
56, Greg Ryan (ETSU), 1993-96
53, Tyrie Adams (WCU), 2016-present
52, B.J. Coleman (UTC), 2009-11

MOST CONSECUTIVE GAMES THROWING A TOUCHDOWN PASS Season

13, Armanti Edwards (APP), 2008
12, Scott Riddle (Elon), 2009
12, Devlin Hodges (SAM), 2017
11, Todd Donnan (MAR), 1994
11, Scott Riddle (Elon), 2007
11, Scott Riddle (Elon), 2008
11, Thomas Wilson (Elon), 2011
10, B.J. Coleman (UTC), 2010
10, Scott Riddle (Elon), 2010
10, Thomas Wilson (Elon), 2012
10, John Russ (MER), 2016
10, Devlin Hodges (SAM), 2016
10, Devlin Hodges (SAM), 2018

Career

23, Devlin Hodges (SAM) (last 1 of 2016, all 12 of 2017, first 10 of 2018)
22, Scott Riddle (Elon) (all 11 of 2007, first 11 of 2008)
20, Scott Riddle (Elon) (all of 2009 through 2010)
16, Armanti Edwards (APP) (last 3 of 2007, all 13 of 2008)
16, Devlin Hodges (SAM) (last 6 of 2015, first 10 of 2016)
15, B.J. Coleman (UTC) (all of 2010, first 4 of 2011)
12, Joe Burchette (APP) (last 8 of 2001, first 4 of 2002)
11, Thomas Wilson (Elon) (all of 2011)
10, Thomas Wilson (Elon) (last 10 of 2012)
10, John Russ (MER) (last 10 of 2016)

MOST PASSES HAD INTERCEPTED

Game

7, Jeff Gilbert (WCU) vs. Southern Illinois, Dec. 17, 1983*
 6, Murphy Sprinkel (VMI) vs. Boston College, Nov. 16, 1968
 6, Cleve Hightower (FUR) vs. Wofford, Oct. 11, 1969
 6, Tom Schultze (VMI) vs. Navy, Sept. 15, 1973
 6, Tim Couch (UTC) vs. Georgia Southern, Sept. 28, 1985
 6, D.J. Campbell (APP) vs. Marshall, Nov. 3, 1990
 5, Jack Ruth (DAV) vs. Washington & Lee, Sept. 27, 1952
 5, Bob Hardage (W&M) vs. Army, Nov. 10, 1956
 5, Duke Johnston (VMI) vs. Davidson, Oct. 12, 1957
 5, Ronnie Smith (UR) vs. Syracuse, Nov. 16, 1963
 5, Bill Bailey (ECU) vs. Louisville, Nov. 25, 1966
 5, John Casazza (ECU) vs. Richmond, Oct. 24, 1970
 5, Ingle Martin (FUR) vs. Western Carolina, Sept. 10, 2005
 5, Armanti Edwards (APP) vs. Richmond, Dec. 6, 2008
 5, B.J. Coleman (UTC) vs. Elon, Oct. 30, 2010

Season

27, Tom Schultze (VMI), 1973
 25, Tony Petersen (MAR), 1987
 22, Scotty Shipp (DAV), 1972
 21, Mike Posey (WCU), 1979
 21, Willie Perkins (WCU), 1986
 21, Thomas Wilson (Elon), 2011
 20, Murphy Sprinkel (VMI), 1968
 20, John Casazza (ECU), 1970
 19, Cleve Hightower (FUR), 1969
 19, Dave Harper (DAV), 1973
 19, Carl Fodor (MAR), 1985

Career

56, Carl Fodor (MAR), 1982-85
 51, Mike Pusey (WCU), 1977-79
 49, Greg Ryan (ETSU), 1993-96
 45, Dave Brown (VMI), 1986-88
 43, Tom Schultze (VMI), 1972-73
 43, Lonnie Galloway (WCU), 1990-93
 41, Kenyon Earl (UTC), 1991-94
 41, Scott Riddle (Elon), 2007-10
 41, Devlin Hodges (SAM), 2015-18
 37, Todd Wells (ETSU), 1997-00

LOWEST PERCENTAGE OF PASSES HAD INTERCEPTED

Season

0.0, Mark Williams (ETSU), 1989 (71 attempts)
 0.0, Kenny Robinson (GSU), 1997 (70 attempts)

MOST CONSECUTIVE PASSES WITHOUT AN INTERCEPTION

Game

69, Devlin Hodges (SAM) at The Citadel, Nov. 10, 2018

Season

203, Braniff Bonaventure (FUR), 1996
 185, DeAndre Presley (APP), 2010
 183, Devlin Hodges (SAM), 2017
 176, Armanti Edwards (APP), 2008

Career

218, Scott Riddle (Elon), 2008-09
 215, Braniff Bonaventure (FUR), 1995-96

* indicates NCAA playoff game

~~~ RECEIVING ~~~

MOST PASSES CAUGHT

Game

20, Walker Gillette (UR) vs. Ohio, Dec. 27, 1968^
 18, Alonzo Nix (UTC) vs. Wofford, Oct. 4, 2003
 18, Aaron Mellette (Elon) at Richmond, Sept. 19, 2010
 17, Mike Mikolayunas (DAV) vs. Richmond, Oct. 11, 1969
 17, DaVon Fowlkes (APP) vs. Elon, Nov. 6, 2004
 17, Kelsey Pope (SAM) at The Citadel, Nov. 12, 2011
 16, Walker Gillette (UR) vs. Mississippi State, Sept. 20, 1969
 16, Jeff Johnson (ETSU) vs. VMI, Sept. 17, 1994
 16, Richmond Flowers (UTC) vs. Western Carolina, Oct. 21, 2000
 16, Terrell Hudgins (Elon) vs. Liberty, Sept. 22, 2007
 16, Terrell Hudgins (Elon) vs. Furman, Nov. 3, 2007
 16, Terrell Hudgins (Elon) vs. Furman, Oct. 3, 2009
 16, Blue Cooper (UTC) vs. Western Carolina, Oct. 31, 2009
 16, Aaron Mellette (Elon) at N.C. Central, Sept. 17, 2011
 16, Aaron Sanders (VMI) at Mercer, Oct. 24, 2015
 16, Karel Hamilton (SAM) vs. WCU, Oct. 22, 2016

16, Karel Hamilton (SAM) vs. Mercer, Nov. 12, 2016

Season

123, Terrell Hudgins (Elon), 2009
 117, Terrell Hudgins (Elon), 2007
 113, Aaron Mellette (Elon), 2011
 111, Karel Hamilton (SAM), 2016
 103, DaVon Fowlkes (APP), 2004
 100, Kelvin McKnight (SAM), 2018
 97, Aaron Mellette (Elon), 2012
 95, Andre Roberts (CIT), 2008
 90, Alonzo Nix (UTC), 2003
 90, Michael Mayers (Elon), 2007

Career

395, Terrell Hudgins (Elon), 2006-09 (NCAA record)
 313, Kelvin McKnight (SAM), 2015-18
 304, Aaron Mellette (Elon), 2009-12
 285, Andre Roberts (CIT), 2006-09
 279, Karel Hamilton (SAM), 2013-16
 250, Kelsey Pope (SAM), 2010-13
 230, Terryon Robinson (WCU), 2013-14, 2016-17
 223, Michael Mayers (Elon), 2004-07
 218, Aaron Sanders (VMI), 2014-16
 209, Mike Barber (MAR), 1985-88

MOST RECEIVING YARDS

Game

280, DaVon Fowlkes (APP) vs. Elon, Nov. 6, 2004
 274, Joel Bradford (UTC) at Furman, Oct. 23, 2010
 268, Bryce Nunnely (UTC) at The Citadel, Sept. 8, 2018
 264, Walker Gillette (UR) vs. Mississippi State, Sept. 20, 1969
 263, Mark Stock (VMI) vs. ETSU, Nov. 22, 1986
 262, Andre Motley (MAR) vs. Chattanooga, Oct. 20, 1990
 254, Joel Bradford (UTC) vs. Eastern Kentucky, Sept. 18, 2010
 248, Rick Lyon (DAV) vs. Bucknell, Oct. 10, 1970
 248, Troy Brown (MAR) vs. VMI, Nov. 16, 1991
 247, Alonzo Nix (UTC) vs. Appalachian State, Oct. 30, 2004

Season

1,639, Aaron Mellette (Elon), 2011
 1,633, Terrell Hudgins (Elon), 2009
 1,618, DaVon Fowlkes (APP), 2004
 1,474, Terrell Hudgins (Elon), 2007
 1,453, Kelvin McKnight (SAM), 2018
 1,398, Aaron Mellette (Elon), 2012
 1,389, B.J. Adigun (ETSU), 1997
 1,389, Karel Hamilton (SAM), 2016
 1,334, Andre Roberts (CIT), 2008
 1,284, Joel Bradford (UTC), 2010

Career

5,250, Terrell Hudgins (Elon), 2006-09 (NCAA record)
 4,254, Aaron Mellette (Elon), 2009-12
 4,144, Kelvin McKnight (SAM), 2015-18
 3,803, Karel Hamilton (SAM), 2013-16
 3,743, Andre Roberts (CIT), 2006-09
 3,520, Mike Barber (MAR), 1985-88
 3,418, Brian Quick (APP), 2008-11
 3,124, Rick Beasley (APP), 1978-80
 3,091, Mark Stock (VMI), 1985-88
 3,025, Gerald Harp (WCU), 1977-80

MOST YARDS PER RECEPTION

Game (minimum 3 receptions)

72.6 (3-218), Terry Gallaher (ECU) vs. Appalachian State, Sept. 13, 1975
 53.3 (3-160), Isaac West (FUR) vs. Elon, Sept. 14, 2002
 52.7 (3-158), Chris Truss (FUR) vs. Chattanooga, Sept. 27, 2008
 48.0 (3-144), Terryon Robinson (WCU) vs. Davidson, Sept. 9, 2017
 45.5 (4-142), Alonzo Upshur (APP) vs. ETSU, Oct. 1, 1983
 43.0 (4-172), Brian Quick (APP) vs. Wofford, Oct. 31, 2008
 41.0 (3-123), Matt Beavin (WOF) vs. Furman, Nov. 13, 2004
 40.3 (3-121), Justin Stepp (FUR) vs. Chattanooga, Nov. 19, 2005
 40.7 (3-122), David Durden (MER) at Yale, Oct. 13, 2018
 40.0 (3-120), Darius Smiley (GSU) vs. Central Arkansas, Nov. 18, 2006

Season (minimum 25 receptions)

28.1 (30-844), Joe Burke (UTC), 1978
 25.0 (45-1,123), Mark Stock (VMI), 1986
 24.1 (20-482), Teddy Craft (GSU), 2004
 23.5 (32-753), Donald Lipscomb (FUR), 1991
 23.2 (33-767), Shoun Habersham (UTC), 1991
 23.2 (29-673), Chris Johnson (GSU), 2000
 23.1 (35-809), Alonzo Upshur (APP), 1983

22.9 (30-688), Dexter Jackson (APP), 2007
 22.4 (40-896), Kerry Hayes (WCU), 1992
 22.3 (26-581), Joe Burke (UTC), 1979

Career (minimum 50 receptions)

23.1 (92-2,125), Joe Burke (UTC), 1977-80
 22.8 (80-1,827), Donald Lipscomb (FUR), 1988-91
 20.4 (77-1,567), Brenton Berson (WOF), 2008-11
 19.6, Paul Maguire (CIT), 1957-59
 19.1, Chris Johnson (GSU), 1997-00
 19.1 (139-2,654), Craig Aiken (WCU), 1991-94
 19.1 (69-1,316), Chris Johnson (GSU), 1997-00
 18.9, Kerry Hayes (WCU), 1991-94
 18.8 (71-1,332), Corey Joyner (GSU), 1996-98
 18.7, Mark Stock (VMI), 1985-88

MOST TOUCHDOWN PASSES CAUGHT

Quarter

3, Cos DeMatteo (UTC) vs. Mississippi Valley State, Sept. 16, 2000 (1st)
 3, Isaac West (FUR) vs. Elon, Sept. 14, 2002 (1st)

Half


5, Cos DeMatteo (UTC) vs. Mississippi Valley State, Sept. 16, 2000 (1st)
 3, Gerald Harp (WCU) vs. Wofford, Oct. 20, 1979
 3, Jon Reed (WCU) vs. Appalachian State, Nov. 18, 1989
 3, Isaac West (FUR) vs. Elon, Sept. 14, 2002 (1st)
 3, DaVon Fowlkes (APP) vs. Elon, Nov. 6, 2004 (1st)
 3, Andre Roberts (CIT) vs. Webber Int'l, Sept. 8, 2007 (1st)
 3, Terrell Hudgins (Elon) vs. Chattanooga, Oct. 24, 2009 (1st)

Game

6, Cos DeMatteo (UTC) vs. Mississippi Valley State, Sept. 16, 2000 (NCAA record)
 4, Gerald Harp (WCU) vs. Wofford, Oct. 20, 1979
 4, Robert Surratt (MAR) vs. Appalachian State, Oct. 13, 1984
 4, Terrell Owens (UTC) vs. Marshall, Oct. 1, 1994
 4, Randy Moss (MAR) vs. The Citadel, Nov. 2, 1996
 4, Cecil Moore (ETSU) vs. Elon, Oct. 19, 2002
 4, DaVon Fowlkes (APP) vs. Northwestern State, Sept. 25, 2004
 4, Terrell Hudgins (Elon) vs. Liberty, Sept. 22, 2007
 4, Andre Roberts (CIT) vs. Presbyterian, Sept. 26, 2009
 4, Karnorris Benson (WCU) vs. VMI, Nov. 15, 2014

Season

19, Randy Moss (MAR), 1996
 18, Terrell Hudgins (Elon), 2007
 18, Aaron Mellette (Elon), 2012
 16, Terrell Hudgins (Elon), 2009
 14, DaVon Fowlkes (APP), 2004
 14, Andre Roberts (CIT), 2008
 14, Karel Hamilton (SAM), 2016
 13, Brian Baima (CIT), 1971
 12, Rick Beasley (APP), 1979
 12, B.J. Adigun (ETSU), 1997
 12, Aaron Mellette (Elon), 2010



Marshall's Randy Moss set an NCAA freshman record with 19 TD receptions in 1996.

INDIVIDUAL RECORDS



12, Aaron Mellette (Elon), 2011
12, Karnorris Benson (WCU), 2013
12, Kelvin McKnight (SAM), 2017

Career

52, Terrell Hudgins (Elon), 2006-09
44, Aaron Mellette (Elon), 2009-12
37, Andre Roberts (CIT), 2006-09
32, Kelvin McKnight (SAM), 2015-18
31, Brian Quick (Elon), 2008-11
31, Karel Hamilton (SAM), 2013-16
28, Chas Fox (FUR), 1982-85
26, Gerald Harp (WCU), 1977-80
26, B.J. Adigun (ETSU), 1994-97
25, Joe Burke (UTC), 1977-79

MOST TD PASSES CAUGHT BY A FRESHMAN

Season

19, Randy Moss (MAR), 1996 (NCAA record)

MOST GAMES CATCHING A TOUCHDOWN PASS

Season

11, Randy Moss (MAR), 1996
10, Terrell Hudgins (Elon), 2009
10, Aaron Mellette (Elon), 2011
9, Terrell Hudgins (Elon), 2007
9, Terrell Hudgins (Elon), 2008
9, Andre Roberts (CIT), 2008
9, Aaron Mellette (Elon), 2012
8, Rick Beasley (APP), 1979
8, B.J. Adigun (ETSU), 1997
8, Jason Jones (UTC), 2002
8, DaVon Fowlkes (APP), 2004
8, Justin Stepp (FUR), 2005
8, Andre Roberts (CIT), 2007
8, Karel Hamilton (SAM), 2016
8, Kelvin McKnight (SAM), 2017
8, Terryon Robinson (WCU), 2017

MOST GAMES WITH 100+ YARDS RECEIVING

Season

10, Terrell Hudgins (Elon), 2009
10, Kelvin McKnight (SAM), 2018
9, Aaron Mellette (Elon), 2011
8, Aaron Mellette (Elon), 2012
7, B.J. Adigun (ETSU), 1997
7, DaVon Fowlkes (APP), 2004
7, Terrell Hudgins (Elon), 2007
7, Andre Roberts (CIT), 2008
7, Sean Price (APP), 2012
6, 11 times. Last:
Bryce Nunnally (UTC), 2018
Kris Thornton (VMI), 2018

Career

28, Terrell Hudgins (Elon), 2006-09
23, Aaron Mellette (Elon), 2009-12
23, Kelvin McKnight (SAM), 2015-18
17, Rick Beasley (APP), 1978-80
17, Mark Stock (VMI), 1985-88
17, Andre Roberts (CIT), 2006-09
14, Karel Hamilton (SAM), 2013-16
13, Brian Quick (APP), 2008-11
13, Kelvin McKnight (SAM), 2015-18
10, Isaac West (FUR), 2001-04

MOST CONSECUTIVE GAMES WITH 100+ RECEIVING YARDS

7, Aaron Mellette (Elon), 2011
7, Aaron Mellette (Elon), 2012
6, Kelvin McKnight (SAM), 2018 (Oct. 6-Nov. 17)
5, Terrell Hudgins (Elon), 2006
5, Terrell Hudgins (Elon), 2009
5, Terrell Hudgins (Elon), 2009
4, Terrell Hudgins (Elon), 2007
4, Andre Roberts (CIT), 2008
4, Sean Price (APP), 2012
4, Karel Hamilton (SAM), 2016
4, Kelvin McKnight (SAM), 2018 (Aug. 30-Sept. 22)
4, Bryce Nunnally (UTC), 2018 (Aug. 30-Sept. 22)

MOST GAMES WITH 200+ RECEIVING YARDS

Season

3, DaVon Fowlkes (APP), 2004 (consecutive record)
2, Rick Beasley (APP), 1980
2, Terrell Hudgins (Elon), 2007
2, Joel Bradford (UTC), 2010

2, Aaron Mellette (Elon), 2011
2, Karel Hamilton (SAM), 2016

Career

4, Karel Hamilton (SAM), 2013-16
3, DaVon Fowlkes (APP), 2001-04
3, Terrell Hudgins (Elon), 2006-09

MOST SEASONS WITH 1,000+ RECEIVING YARDS

Career

4, Terrell Hudgins (Elon), 2006-09
3, Mike Barber (MAR), 1986-88
3, Aaron Mellette (Elon), 2010-12
2, Gerald Harp (WCU), 1978-79
2, Mike Stock (VMI), 1986, '88
2, Kelvin McKnight (SAM), 2017-18

MOST RECEIVING YARDS BY TWO TEAMMATES

Season

2,538, Terrell Hudgins (1,474) and Michael Mayers (1,064), (Elon), 2007
2,241, Mike Barber and Sean Doctor (MAR), 1987
2,218, Terrell Hudgins and Lance Camp (Elon), 2009
2,141, Kelvin McKnight and Chris Shelling (SAM), 2018
2,125, Aaron Mellette and Lance Camp (Elon), 2010
2,086, Kelvin McKnight and Chris Shelling (SAM), 2017
2,042, Aaron Mellette and Kierre Brown (Elon), 2012
2,001, Michael Banks and Lamont Seward (WCU), 2002
1,991, Sean Price and Andrew Peacock (APP), 2012
1,963, Matt Cline and Brian Quick (APP), 2009

^ indicates postseason bowl game

--- KICKING ---


LONGEST FIELD GOAL

57, Kirk Roach (WCU) vs. North Carolina A&T, Oct. 17, 1987
57, Kirk Roach (WCU) vs. Appalachian State, Nov. 21, 1987
57, Chris Chambers (GSU) vs. Oregon State, Sept. 18, 1999
57, Mark Wright (APP) vs. Troy State, Sept. 9, 2000
57, David Marvin (WOF) at WCU, Oct. 8, 2016
57, David Marvin (WOF) at Furman, Nov. 5, 2016
55, Mark French (APP) vs. Western Carolina, Nov. 21, 1981
55, Kirk Roach (WCU) vs. Georgia Southern, Oct. 24, 1987
55, J.C. Hollingsworth (FUR) at UCF, Sept. 19, 2015
55, Dillon Christopher (VMI) vs. W. Carolina, Nov. 21, 2015

MOST FIELD GOALS MADE

Half

5, Dean Biasucci (WCU) vs. Mars Hill, Sept. 18, 1982 (NCAA record)



Western Carolina's Kirk Roach holds SoCon records for field goals in a season (24) and a career (71).

Game

6, Josh Jones (WCU) vs. Samford, Nov. 5, 1999
6, Drew Stewart (APP) vs. Western Carolina, Nov. 12, 2011
6, Ray Early (FUR) at Western Carolina, Nov. 16, 2013
5, Ken Juskowich (WVU) vs. Pittsburgh, Oct. 7, 1967
5, Craig Jones (VMI) vs. William & Mary, Sept. 10, 1977
5, Dean Biasucci (WCU) vs. Mars Hill, Sept. 18, 1982
5, Mike Wood (FUR) vs. Western Carolina, Oct. 18, 1986
5, Glenn Connally (FUR) vs. ETSU, Nov. 10, 1990
5, Reed Haley (GSU) vs. The Citadel, Nov. 19, 1994
5, Sean Holland (GSU) vs. Furman, Nov. 8, 2003
5, Andrew Wilcox (Elon) vs. Georgia Southern, Oct. 13, 2007
5, Andrew Wilcox (Elon) vs. Georgia Southern, Sept. 20, 2008
5, Eric Goins (CIT) vs. VMI, Nov. 7, 2015
5, Anthony Pistelli (SAM) vs. Clark Atlanta, Nov. 7, 2015

Season

24, Kirk Roach (WCU), 1986
23, Cameron Yaw (SAM), 2011
22, Matt Vick (UTC), 2000
22, Andrew Wilcox (Elon), 2008
20, Ray Early (FUR), 2013
20, Anthony Pistelli (SAM), 2015
19, Kirk Roach (WCU), 1987
19, Jason Vitaris (APP), 2009
19, Adrian Mora (GSU), 2010
19, Warren Handrahan (SAM), 2013
19, JJ Jerman (ETSU), 2018

Career

71, Kirk Roach (WCU), 1984-87
67, Cameron Yaw (SAM), 2009-12
59, Andrew Wilcox (Elon), 2005-08
58, Jay Sutton (APP), 1994-97
57, Adrian Mora (GSU), 2008-11
55, Craig Jones (VMI), 1976-79
55, Bjorn Nittmo (APP), 1985-88
54, Dean Biasucci (WCU), 1980-83
51, Danny Marshall (FUR), 2000-03
48, Dewey Klein (MAR), 1988-91
48, Henrique Ribeiro (UTC), 2013-16

MOST FIELD GOALS ATTEMPTED

Game

7, Reed Haley (GSU) vs. The Citadel, Nov. 19, 1994
7, Ray Early (FUR) at Western Carolina, Nov. 16, 2013
6, Jay Millson (APP) vs. Furman, Oct. 19, 1991
6, Josh Jones (WCU) vs. Samford, Nov. 5, 1999
6, Sean Holland (GSU) vs. Furman, Nov. 8, 2003
6, Jesse Hartley (GSU) vs. Elon, Oct. 13, 2007
6, Adam Shreiner (Elon) vs. The Citadel, Sept. 24, 2011
6, Drew Stewart (APP) vs. Western Carolina, Nov. 12, 2011
6, JJ Jerman (ETSU) vs. Robert Morris, Oct. 7, 2017

Season

30, Kirk Roach (WCU), 1987
28, Kirk Roach (WCU), 1986
28, Mike Wood (FUR), 1986
28, Jason Vitaris (APP), 2009
28, Cameron Yaw (SAM), 2011
27, Andrew Wilcox (Elon), 2008
26, Dean Biasucci (WCU), 1982
26, Matt Vick (UTC), 2000
26, Julian Rauch (APP), 2007
25, Rick McLester (ECU), 1972
25, Ray Early (FUR), 2013

Career

102, Kirk Roach (WCU), 1984-87 (NCAA record)
92, Cameron Yaw (SAM), 2009-12
84, Andrew Wilcox (Elon), 2005-08
83, Craig Jones (VMI), 1976-79
82, Dean Biasucci (WCU), 1980-83
79, Jay Sutton (APP), 1994-97
77, Scott Beckler (FUR), 2004-07
74, Bjorn Nittmo (APP), 1985-88
69, Adrian Mora (GSU), 2008-11
68, Mike Shoun (ETSU), 1987-90
68, Jay Millson (APP), 1989-92

MOST CONSECUTIVE FIELD GOALS MADE

Season

14, JJ Jerman (ETSU), 2018
13, Matt Vick (UTC), 2000
12, Gary Davis (APP), 1975
12, Bjorn Nittmo (APP), 1988

12, Danny Marshall (FUR), 2001
 12, Craig Camay (UTC), 2009
 12, Adrian Mora (GSU), 2011

MOST GAMES WITH A FIELD GOAL

Season

12, Andrew Wilcox (Elon), 2008
 12, David Marvin (WOF), 2016
 11, Mike Wood (FUR), 1986
 11, Adrian Mora (GSU), 2010
 11, Cameron Yaw (SAM), 2011
 11, Henrique Ribeiro (UTC), 2014
 10, Kirk Roach (WCU), 1986
 10, Bjorn Nittmo (APP), 1986
 10, Kirk Roach (WCU), 1987
 10, Bjorn Nittmo (APP), 1987
 10, Dewey Klein (MAR), 1988
 10, Bjorn Nittmo (APP), 1988
 10, Danny Marshall (FUR), 2003
 10, Cameron Yaw (SAM), 2010
 10, Cameron Yaw (SAM), 2012
 10, Warren Handrahan (SAM), 2013
 10, JJ Jerman (ETSU), 2017
 10, JJ Jerman (ETSU), 2018
 10, Mitchell Fineran (SAM), 2018

HIGHEST FIELD GOAL PERCENTAGE

Season

(minimum 15 attempts)

90.4 (19-21), Adrian Mora (GSU), 2010
 86.9 (20-23), Anthony Pistelli (SAM), 2015
 86.7 (13-15), Glen Connally (FUR), 1990
 86.7 (13-15), Jay Sutton (APP), 1996
 84.6 (22-26), Matt Vick (UTC), 2000
 84.2 (16-19), Jim Richter (FUR), 1994
 84.2 (16-19), Craig Camay (UTC), 2009
 83.3 (15-18), Craig Jones (VMI), 1976
 82.6 (19-23), JJ Jerman (ETSU), 2018
 82.4, Mike Shoun (ETSU), 1987
 82.4 (14-16), Andrew Burr (FUR), 1991

(minimum 10 attempts)

91.7 (11-12), Ray Early (FUR), 2010
 91.7 (11-12), Jason Vitaris (APP), 2010
 91.7 (11-12), Luke Carter (WOF), 2017
 90.9 (10-11), Dewey Klein (MAR), 1989
 90.4 (19-21), Adrian Mora (GSU), 2010
 90.0 (9-10), Rodney Allen (UTC), 1992
 86.9 (20-23), Anthony Pistelli (SAM), 2015
 86.7 (13-15), Jay Sutton (APP), 1996
 85.7 (12-14), Tim Tanguay (FUR), 1981
 85.7 (12-14), Eric Meng (GSU), 1997
 85.7 (12-14), Chris Chambers (GSU), 1998
 85.7 (12-14), Darren Brown (WOF), 2000
 85.7 (12-14), Adrian Mora (GSU), 2011
 85.7 (12-14), Logan Howard (WCU), 2015

MOST FIELD GOALS MADE, 50 YARDS OR MORE

Season

7, Kirk Roach (WCU), 1987 (NCAA record)

Career

11, Kirk Roach (WCU), 1984-87 (NCAA record)

MOST GAMES KICKING TWO OR MORE FIELD GOALS

Career

25, Kirk Roach (WCU), 1984-87 (NCAA record)

MOST EXTRA POINTS MADE BY KICKING

Game

11, Ed Terry (DAV) vs. Furman, Sept. 27, 1969
 10, Dewey Klein (MAR) vs. Morehead State, Sept. 14, 1991
 10, Chris Chambers (GSU) vs. Western Carolina, Oct. 9, 1999
 10, Mike Adams (CIT) vs. Webber Int'l., Sept. 8, 2007
 10, Mike Adams (CIT) vs. VMI, Nov. 17, 2007
 10, Jason Vitaris (APP) vs. Wofford, Oct. 31, 2008
 9, 19 times
 LAST: Mitchell Fineran (SAM) vs. VMI, Oct. 13, 2018

Season

76, Julian Rauch (APP), 2007
 70, Chris Chambers (GSU), 1999
 69, Julian Rauch (APP), 2006
 64, Jason Vitaris (APP), 2008
 62, Adrian Mora (GSU), 2011
 61, Scott Shelton (GSU), 2002

60, Henrique Ribeiro (UTC), 2014
 58, Tim Openlander (MAR), 1996
 58, Julian Rauch (APP), 2005
 58, Jason Vitaris (APP), 2009

Career

247, Julian Rauch (APP), 2004-07
 179, Jason Vitaris (APP), 2007-10
 176, Scott Becker (FUR), 2004-07
 164, Dewey Klein (MAR), 1988-91
 163, Henrique Ribeiro (UTC), 2013-16
 159, Tim Openlander (MAR), 1994-96
 159, Danny Marshall (FUR), 2000-03
 157, Adrian Mora (GSU), 2008-11
 143, Jason Wells (FUR), 1996-99
 141, Christian Reed (WOF), 2009-12
 141, Adam Shreiner (Elon), 2009-12

MOST EXTRA POINTS ATTEMPTED BY KICKING

Game

11, Ed Terry (DAV) vs. Furman, Sept. 27, 1969
 10, Dewey Klein (MAR) vs. Morehead State, Sept. 14, 1991
 10, Chris Chambers (GSU) vs. Western Carolina, Oct. 9, 1999
 10, Mike Adams (CIT) vs. Webber Int'l., Sept. 8, 2007
 10, Mike Adams (CIT) vs. VMI, Nov. 17, 2007
 10, Jason Vitaris (APP) vs. Wofford, Oct. 31, 2008
 9, 21 times
 LAST: Mitchell Fineran (SAM) vs. VMI, Oct. 13, 2018

Season

81, Julian Rauch (APP), 2007
 73, Chris Chambers (GSU), 1999
 70, Julian Rauch (APP), 2006
 69, Jason Vitaris (APP), 2008
 64, Adrian Mora (GSU), 2011
 62, Scott Shelton (GSU), 2002
 62, Henrique Ribeiro (UTC), 2014
 60, Tim Openlander (MAR), 1994
 60, Jonathan Dudley (GSU), 2004
 59, Julian Rauch (APP), 2005
 59, Patrick Mugaan (WOF), 2007
 59, Jason Vitaris (APP), 2010

Career

256, Julian Rauch (APP), 2004-07
 188, Jason Vitaris (APP), 2007-10
 185, Scott Beckler (FUR), 2004-07
 168, Danny Marshall (FUR), 2000-03
 168, Henrique Ribeiro (UTC), 2013-16
 164, Dewey Klein (MAR), 1988-91
 162, Tim Openlander (MAR), 1994-96
 159, Adrian Mora (GSU), 2008-11
 151, Jason Wells (FUR), 1996-99
 150, Christian Reed (WOF), 2009-12

MOST CONSECUTIVE EXTRA POINTS MADE

Season

61, Julian Rauch (APP), 2006
 58, Tim Openlander (MAR), 1996
 58, Jason Vitaris (APP), 2009
 56, Adrian Mora (GSU), 2011
 55, Grayson Atkins (FUR), 2017
 54, Julian Rauch (APP), 2005
 50, Julian Rauch (APP), 2007
 50, Andrew Wilcox (Elon), 2007
 50, Mitchell Fineran (SAM), 2018
 48, Luke Carter (WOF), 2018

Career

152, Adrian Mora (GSU), 2008-11
 124, Tim Openlander (MAR), 1994-96
 96, Adam Shreiner (Elon), 2009-11
 94, Julian Rauch (APP), 2004-07
90, Luke Carter (WOF), 2016-present
 80, Andrew Wilcox (Elon), 2006-08
 78, Jay Millson (APP), 1989-92
 68, Grayson Atkins (FUR), 2017-18
 59, Jason Vitaris (APP), 2008-09
 56, Mike Adams (CIT), 2007

HIGHEST PERCENTAGE OF EXTRA POINTS MADE

Season (minimum 30 made)

100.0 (58), Tim Openlander (MAR), 1995
 100.0 (58), Jason Vitaris (APP), 2009
 100.0 (56), Mike Adams (CIT), 2007
 100.0 (55), Grayson Atkins (FUR), 2017

100.0 (50), Andrew Wilcox (Elon), 2007
 100.0 (50), Mitchell Fineran (SAM), 2018
 100.0 (48), Luke Carter (WOF), 2018
 100.0 (47), Jesse Hartley (GSU), 2007
 100.0 (47), Henrique Ribeiro (UTC), 2015
 100.0 (45), Adrian Mora (GSU), 2010
 100.0 (43), Alex Hanks (GSU), 2012
 100.0 (42), Eric Goins (CIT), 2015
 100.0 (41), Anthony Pistelli (SAM), 2015
 100.0 (41), Luke Carter (WOF), 2017
 100.0 (41), Jacob Godek (CIT), 2018
 100.0 (40), Reed Haley (GSU), 1993
 100.0 (40), Cole Fisher (MER), 2018
 100.0 (39), Adam Shreiner (Elon), 2010
 100.0 (33), Adam Shreiner (Elon), 2011
 100.0 (33), JJ Jerman (ETSU), 2018
 100.0 (32), Clark Sechrest (WCU), 2011
 100.0 (31), Matt Vick (UTC), 2000
 100.0 (31), Danny Marshall (FUR), 2003
 100.0 (30), Greg Clark (APP), 1972

MOST POINTS SCORED BY KICKING

Game

21, Drew Stewart (APP) vs. Western Carolina, Nov. 12, 2011
 20, Josh Jones (WCU) vs. Samford, Nov. 5, 1999
 20, Ray Early (FUR) vs. Western Carolina, Nov. 16, 2013
 19, Dean Biasucci (WCU) vs. Mars Hill, Sept. 18, 1982
 19, Anthony Pistelli (SAM) vs. Clark Atlanta, Nov. 7, 2015
 18, Andrew Wilcox (Elon) vs. Georgia Southern, Oct. 13, 2007
 17, Glen Connally (FUR) vs. ETSU, Nov. 10, 1990
 17, Sean Holland (GSU) vs. Furman, Nov. 8, 2003
 17, Eric Goins (CIT) vs. VMI, Nov. 7, 2015
 17, Anthony Pistelli (SAM) at Mercer, Nov. 21, 2015

Season

127, Julian Rauch (APP), 2007
 115, Jason Vitaris (APP), 2009
 108, Henrique Ribeiro (UTC), 2014
 102, Adrian Mora (GSU), 2010
 101, Cameron Yaw (SAM), 2011
 101, Anthony Pistelli (SAM), 2015
 99, Andrew Wilcox (Elon), 2008
 99, Julian Rauch (APP), 2006
 98, Jesse Hartley (GSU), 2007
 98, Adrian Mora (GSU), 2011
 98, Henrique Ribeiro (UTC), 2015

Career

373, Julian Rauch (APP), 2004-07
 328, Adrian Mora (GSU), 2008-11
 314, Scott Beckler (FUR), 2004-07
 312, Danny Marshall (FUR), 2000-03
 307, Andrew Wilcox (Elon), 2005-08
 307, Henrique Ribeiro (UTC), 2013-16
 302, Kirk Roach (WCU), 1984-87
 302, Cameron Yaw (SAM), 2009-12
 300, Dewey Klein (MAR), 1988-91
 293, Jason Vitaris (APP), 2007-10

~~~ SCORING ~~~

MOST POINTS SCORED

Game

36, Cos DeMatteo (UTC) vs. Miss. Valley State, Sept. 16, 2000
 36, Jerome Felton (FUR) vs. Western Carolina, Sept. 23, 2006
 36, Jayson Foster (GSU) vs. Coastal Carolina, Sept. 15, 2007
 30, Robert Surratt (MAR) vs. Appalachian State, Oct. 13, 1984
 30, John Settle (APP) vs. Davidson, Oct. 4, 1986
 30, Brad Hoover (WCU) vs. VMI, Oct. 31, 1998
 30, Adrian Peterson (GSU) vs. The Citadel, Oct. 24, 1998
 30, Adrian Peterson (GSU) vs. Youngstown State, Dec. 20, 1999*
 30, Adrian Peterson (GSU) vs. VMI, Sept. 30, 2000
 30, J.R. McNair (WOF) vs. Chattanooga, Oct. 4, 2003
 30, Ben Dupree (CIT) at Old Dominion, Sept. 21, 2013

Season

186, Kevin Richardson (APP), 2006
 174, Adrian Peterson (GSU), 1999
 162, Chaz Williams (GSU), 2002
 156, Adrian Peterson (GSU), 1998
 152, Chaz Williams (GSU), 2004
 144, Jayson Foster (GSU), 2007
 140, Jerome Felton (FUR), 2006
 138, Dane Romero (WOF), 2008
 132, Eric Breitenstein (WOF), 2010

127, Julian Rauch (APP), 2007

Career

524, Adrian Peterson (GSU), 1998-01
 444, Kevin Richardson (APP), 2004-07
 414, Jerome Felton (FUR), 2004-07
 392, Armanti Edwards (APP), 2006-09
 390, Eric Breitenstein (WOF), 2009-12
 374, Chaz Williams (GSU), 2001-04
 373, Julian Rauch (APP), 2004-07
 372, Jayson Foster (GSU), 2004-07
 334, Thomas Haskins (VMI), 1993-96
 318, Louis Ivory (FUR), 1998-01

MOST TOUCHDOWNS SCORED

Game

6, Adrian Peterson (GSU) vs. Youngstown State, Dec. 20, 1999*
 6, Cos DeMatteo (UTC) vs. Miss. Valley State, Sept. 16, 2000
 6, Jerome Felton (FUR) vs. Western Carolina, Sept. 23, 2006
 6, Jayson Foster (GSU) vs. Coastal Carolina, Sept. 15, 2007
 5, Robert Surratt (MAR) vs. Appalachian State, Oct. 13, 1984
 5, John Settle (APP) vs. Davidson, Oct. 4, 1986
 5, Adrian Peterson (GSU) vs. The Citadel, Oct. 24, 1998
 5, Brad Hoover (WCU) vs. VMI, Oct. 31, 1998
 5, Adrian Peterson (GSU) vs. VMI, Sept. 30, 2000
 5, J.R. McNair (WOF) vs. Chattanooga, Oct. 4, 2003
 5, Ben Dupree (CIT) at Old Dominion, Sept. 21, 2013

Season

31, Kevin Richardson (APP), 2006
 29, Adrian Peterson (GSU), 1998
 27, Chaz Williams (GSU), 2002
 26, Adrian Peterson (GSU), 1999
 25, Chaz Williams (GSU), 2004
 24, Jayson Foster (GSU), 2007
 23, Jerome Felton (FUR), 2006
 23, Dane Romero (WOF), 2008
 22, Eric Breitenstein (WOF), 2010
 21, Tory Cooper (CIT), 2007
 21, Armanti Edwards (APP), 2007
 21, Jayson Foster (GSU), 2005
 21, Kevin Richardson (APP), 2007
 21, Marcus Cox (APP), 2013

Career

87, Adrian Peterson (GSU), 1998-01
 74, Kevin Richardson (APP), 2004-07
 65, Armanti Edwards (APP), 2006-09
 65, Eric Breitenstein (WOF), 2009-12
 62, Chaz Williams (GSU), 2001-04
 62, Jayson Foster (GSU), 2004-07
 53, Louis Ivory (FUR), 1998-2001
 52, Terrell Hudgins (Elon), 2006-09
 51, Chris Parker (MAR), 1992-95
 50, Thomas Haskins (VMI), 1993-96

MOST TOUCHDOWNS SCORED BY A FRESHMAN

Season

29, Adrian Peterson (GSU), 1998 (NCAA record)

MOST 2-POINT ATTEMPTS

Game

3, John Deleo (FUR) vs. Guilford, Nov. 7, 1970
 2, Dick Longfellow (WVU) vs. Pittsburgh, Oct. 18, 1958
 2, Don Kern (VMI) vs. The Citadel, Nov. 14, 1959
 2, John Hince (VMI) vs. Davidson, Sept. 16, 1967
 2, Tony Scales (VMI) vs. William & Mary, Oct. 13, 1990
 2, Thomas Haskins (VMI) vs. Liberty, Sept. 9, 1995
 2, Austin Herink (ETSU) vs. Western Carolina, Oct. 27, 2018

MOST 2-POINT PASSES

Game

3, Dick Longfellow (WVU) vs. Boston Univ., Oct. 11, 1958
 3, Howard Dyer (VMI) vs. Virginia, Oct. 15, 1960

MOST DEFENSIVE 2-POINT CONVERSIONS

Game

2, VMI vs. Davidson, Sept. 7, 2002

* indicates NCAA playoff game

~ ~ ~ PUNTING ~ ~ ~

MOST PUNTS

Game

13, Jim Bailey (VMI) vs. West Virginia, Oct. 4, 1969
 13, Mike Bartik (FUR) vs. East Carolina, Oct. 28, 1972
 13, Mark Royals (APP) vs. The Citadel, Sept. 21, 1985
 13, Jeff Lloyd (UTC) vs. Oklahoma, Aug. 30, 2008
 13, Blake Cain (WCU) vs. Appalachian State, Nov. 22, 2008
 12, Jim Jordan (FUR) vs. The Citadel, Nov. 19, 1966
 12, Greg Davis (CIT) vs. Clemson, Oct. 4, 1986
 12, Nate McKinney (APP) vs. Hawaii, Aug. 30, 2003

Season

101, Jim Bailey (VMI), 1969
 93, Jim Bailey (VMI), 1970
 86, Chuck Marks (VMI), 1968
 86, Anthony Turowski (Elon), 2003
 86, Mike Bartik (FUR), 1972
 85, Mark Royals (APP), 1984
 84, Jimmy Jordan (FUR), 1968
 84, Billy Wightman (ECU), 1968
 82, Jim Bailey (VMI), 1971
 82, Kenny Pauley (WCU), 1990

Career

297, Billy Smith (UTC), 1985-88
 276, Jim Bailey (VMI), 1969-71
 272, Brent Barth (VMI), 1999-02
 265, Aaron Bass (ETSU), 2000-03
 263, Greg Davis (CIT), 1983-86
 262, Blake Cain (WCU), 2008-11
 258, Harold Alexander (APP), 1989-92
 237, Nate McKinney (APP), 2000-03
 235, Ken Caldwell (CIT), 1975-78
 234, Greg Peranich (SAM), 2010-14

MOST PUNTING YARDS

Game

616, Greg Davis (CIT) vs. Clemson, Oct. 4, 1986
 528, Nate McKinney (APP) vs. Hawaii, Aug. 30, 2003
 512, Mark Royals (APP) vs. The Citadel, Sept. 21, 1985
 502, Jeff Lloyd (UTC) vs. Oklahoma, Aug. 30, 2008
 497, Blake Cain (WCU) vs. Appalachian State, Nov. 22, 2008
 494, Bentlee Critcher (APP) vs. Samford, Oct. 12, 2013
 492, Billy Smith (UTC) vs. ETSU, Sept. 21, 1985
 489, Eric Smith (GSU) vs. Miami (Fla.), Sept. 3, 1994
 488, Billy Smith (UTC) vs. Marshall, Oct. 22, 1988
 480, Billy Smith (UTC) vs. Georgia Tech, Sept. 10, 1988

Season

3,529, Mark Royals (APP), 1984
 3,504, Jim Bailey (VMI), 1969
 3,441, Jim Bailey (VMI), 1970
 3,368, Jimmy Jordan (FUR), 1968
 3,306, Aaron Bass (ETSU), 2002
 3,297, Nate McKinney (APP), 2003
 3,287, Anthony Turowski (Elon), 2003
 3,273, Billy Smith (UTC), 1988
 3,264, Billy Smith (UTC), 1985
 3,250, Chuck Marks (VMI), 1968

Career

11,906, Billy Smith (UTC), 1985-88
 11,438, Brent Barth (VMI), 1999-02
 11,055, Harold Alexander (APP), 1989-92
 11,076, Greg Davis (CIT), 1983-86
 11,002, Aaron Bass (ETSU), 2000-03
 10,145, Blake Cain (WCU), 2008-11
 10,143, Jim Bailey (VMI), 1969-71
 9,896, Nate McKinney (APP), 2000-03
 9,871, Aaron Bass (ETSU), 1999-02
 9,737, Greg Peranich (SAM), 2010-14

HIGHEST PUNTING AVERAGE

Game (minimum 5 punts)

55.7 (6-334), Harold Alexander (APP) vs. The Citadel, Oct. 3, 1992 (NCAA record)
 55.5 (8-444), Harold Alexander (APP) vs. Marshall, Aug. 31, 1991
 54.9 (9-494), Bentlee Critcher (APP) vs. Samford, Oct. 12, 2013
 54.6 (5-273), Nathan McKinney (APP) vs. Furman, Oct. 12, 2002
 54.3 (8-434), Pumpu Tudors (UTC) vs. Appalachian State, Sept. 20, 1980
 54.2 (5-271), Bob Hooper (SAM) vs. Chattanooga, Oct. 10, 2009

53.0 (6-318), Bobby Goodwin (ETSU) vs. Eastern Kentucky, Sept. 3, 1983

53.0 (5-265), Nick Pollard (UTC) vs. Wofford, Nov. 8, 2014
 52.6 (5-263), Austin Barnard (SAM) at VMI, Oct. 7, 2017
 51.8 (5-259), John Howell (UTC) vs. Vanderbilt, Nov. 20, 1982

Season (minimum 30 punts)

47.4, Brent Barth (VMI), 1999-02
 46.7, Harold Alexander (APP), 1991
 46.2, David Marvin (WOF), 2016
 45.9, Sam Martin (APP), 2012
 45.9, Bentlee Critcher (APP), 2013
 45.8, Chris Hanson (MAR), 1996
 45.5, Pumpu Tudors (MAR), 1991
 45.2, Austin Barnard (SAM), 2017
 44.9, Ian Berryman (WCU), 2016
 44.6, Pat Velarde (MAR), 1983
 44.6, Greg Davis (CIT), 1986
 44.6, Pumpu Tudors (UTC), 1990
 44.6, Nate McKinney (APP), 2003

Career (minimum 100 punts)

44.4, Pumpu Tudors (UTC), 1989-91
 43.8, Ian Berryman (WCU), 2015-18
 43.4, Joe Parker (APP), 1973-76
 43.4, Pat Velarde (MAR), 1982-83
 43.2, Austin Barnard (SAM), 2014-17
 43.0, Harold Alexander (APP), 1989-92
 43.0, Ray Early (FUR), 2010-13
 42.8, Ken Hinsley (WCU), 1995-98
 42.4, Nate McKinney (APP), 2000-03
 42.1, Greg Cater (UTC), 1977-79
 42.1, Greg Davis (CIT), 1983-86
 42.1, Brent Barth (VMI), 1999-02

MOST PUNTS OVER 50 YARDS

Game

7, Harold Alexander (APP) vs. Marshall, Aug. 31, 1991

MOST PUNTS INSIDE OPPONENT'S 20

Game

8, Harold Alexander (APP) vs. Wake Forest, Sept. 9, 1989

* indicates NCAA playoff game

~ ~ ~ PUNT RETURNS ~ ~ ~

MOST PUNT RETURNS

Game

10, Tim Dameron (ECU) vs. Furman, Oct. 28, 1972
 9, Devon Ford (APP) vs. Davidson, Sept. 21, 1974
 9, Gary Parris (UTC) vs. Middle Tenn. State, Oct. 20, 1979
 9, Ricardo Clark (MAR) vs. Chattanooga, Oct. 22, 1988
 9, Dexter Dawson (GSU) vs. VMI, Oct. 23, 1993
 8, Ed Mioduszewski (W&M) vs. North Carolina, Oct. 28, 1950
 8, Jeff Isaac (CIT) vs. Furman, Nov. 19, 1966
 8, Jeff Dean (WCU) vs. Marshall, Sept. 15, 1979
 8, Keyandre Fenn (ETSU) vs. VMI, Sept. 16, 2000
 8, Teray Frost (VMI) vs. Charleston Southern, Oct. 21, 2000
 8, Jermaine Anderson (CIT) vs. VMI, Nov. 10, 2001
 8, Andre Roberts (CIT) vs. Chas. Southern, Sept. 1, 2007

Season

44, Ant Williams (GSU), 2002
 41, Ricardo Clark (MAR), 1990
 40, Chas Fox (FUR), 1983
 36, Devin Ford (APP), 1974
 36, DaVon Fowlkes (APP), 2002
 35, Jerry Haynes (UR), 1970
 35, David McCrary (UTC), 1983
 34, Dexter Jackson (APP), 2007
 33, Tim Martin (MAR), 1995
 33, Lamont Williams (WOF), 1997
 33, Anthony Stringfield (ETSU), 1997
 33, Ken Byrd (APP), 1997
 33, DaVon Fowlkes (APP), 2001

Career

118, David McCrary (UTC), 1982-85
 118, Ant Williams (GSU), 1999-02
 116, DaVon Fowlkes (APP), 2001-04
 115, Tim Martin (MAR), 1993-96
 107, Chas Fox (FUR), 1982-85
 105, Devon Ford (APP), 1973-76
 105, Ricardo Clark (MAR), 1988-91

93, Zach Smerdzinski (FUR), 1997-00
 93, Dexter Jackson (APP), 2004-07
 91, Anthony Stringfield (ETSU), 1994-97

MOST PUNT RETURNS YARDS

Game

177, Carlos Frank (CIT) vs. Newberry, Sept. 6, 1997
 172, Devon Ford (APP) vs. East Carolina, Oct. 19, 1974
 169, Ronnie Moore (VMI) vs. Davidson, Sept. 28, 1974
 156, Jeff Varnadoe, (CIT) vs. Bucknell, Sept. 18, 1971
 155, Tera Frost (VMI) vs. Chas. Southern, Oct. 21, 2000
 154, Dexter Jackson (APP) vs. Gardner-Webb, Sept. 23, 2006
 143, Ant Williams (GSU) vs. Chattanooga, Sept. 22, 2001
 142, David McCrary (UTC) vs. Marshall, Oct. 22, 1983
 133, Ed Elliott (UR) vs. Randolph-Macon, Sept. 18, 1953
 131, Jermaine Anderson (CIT) vs. VMI, Nov. 10, 2001

Season

570, Devon Ford (APP), 1974
 478, DaVon Fowlkes (APP), 2002
 474, Ant Williams (GSU), 2002
 461, Andre Roberts (CIT), 2008
 393, Tim Martin (MAR), 1995
 385, David McCrary (UTC), 1983
 369, Dexter Jackson (APP), 2006
 366, Ricardo Clark (MAR), 1990
 366, Dexter Dawson (GSU), 1993
 354, Troy Brown (MAR), 1991

Career

1,276, DaVon Fowlkes (APP), 2001-04
 1,253, David McCrary (UTC), 1982-85
 1,199, Devon Ford (APP), 1973-76
 1,160, Andre Roberts (CIT), 2006-09
 1,126, Ant Williams (GSU), 1999-02
 1,066, Tim Martin (MAR), 1993-96
 1,034, Zach Smerdzinski (FUR), 1997-00
 975, Kerry Hayes (WCU), 1991-94
 864, Dexter Dawson (GSU), 1992-95
 848, Stefpon Hawkins (UTC), 1996-99

HIGHEST PUNT RETURN AVERAGE

Game (minimum 3 returns)

43.0 (4-172), Devon Ford (APP) vs. East Carolina, Oct. 19, 1974
 36.3 (3-109), Kerry Hayes (WCU) vs. ETSU, Nov. 14, 1992
 30.7 (3-92), Adam Mims (FUR) vs. Colgate, Sept. 13, 2008
 29.7 (3-89), Jimmy Watkins (APP) vs. Liberty, Sept. 1, 2001
 29.0 (4-116), Karlos Sullivan (Elon) vs. W.Va. Wesleyan, Sept. 8, 2007
 29.0 (4-116), Andre Roberts (CIT) vs. Webber Int'l., Aug. 30, 2008
 28.3 (3-85), Andre Roberts (CIT) vs. Webber Int'l., Sept. 8, 2007
 27.3 (3-82), Joel Bradford (UTC) vs. The Citadel, Nov. 14, 2009
 27.0 (4-108), Ant Williams (GSU) vs. VMI, Oct. 5, 2002
 27.0 (3-81), Lewis Barr (GSU) vs. Chattanooga, Sept. 27, 2003
 27.0 (4-108), DeAndre Schoultz (CIT) vs. ETSU, Oct. 29, 2016

Season

24.9, Kerry Hayes (WCU), 1994
 19.2, Andre Roberts (CIT), 2008
 19.1, Stefpon Hawkins (UTC), 1996
 15.9, Dexter Dawson (GSU), 1995
 15.8, Jimmy Jordan (FUR), 1968
 15.8, Devon Ford (APP), 1974
 15.5, Andre Roberts (CIT), 2009
 14.9, Corey Joyner (GSU), 1998
 14.9, Bear Rinehart (FUR), 2002
 14.8, Troy Brown (MAR), 1991

Career (minimum 25 returns)

18.9, George Hannen (DAV), 1967-69
 18.2, Chandler Curtis (MER), 2014-17
 16.9, David Ames (UR), 1955-57, 1959
 16.0, Raja Andrews (GSU), 2005-08
 14.0, Andre Roberts (CIT), 2006-09
 13.9, Kerry Hayes (WCU), 1991-94
 13.5, Stefpon Hawkins (UTC), 1996-99
 12.8, Bear Rinehart (FUR), 1999-02
 11.8, Dexter Dawson (GSU), 1992-95
 11.4, Devon Ford (APP), 1973-76

MOST PUNT RETURNS FOR TOUCHDOWN

Game

2, Carlos Frank (CIT) vs. Newberry, Sept. 6, 1997
 2, Dexter Jackson (APP) vs. Gardner-Webb, Sept. 23, 2006

Season

3, Carlos Frank (CIT), 1997
 3, Andre Roberts (CIT), 2008
 3, Chandler Curtis (MER), 2014
 2, Andre Worrell (FUR), 1992
 2, Dexter Jackson (APP), 2006
 2, Tommy Hudson (UTC), 2014
 2, Dante Smith (CIT), 2018

Career

4, Tim Martin (MAR), 1993-96
 4, Carlos Frank (CIT), 1996-99
 3, Andre Roberts (CIT), 2006-09
 3, A.J. Harris (Elon), 2008-11
 3, Chandler Curtis (MER), 2014-17
 2, David McCrary (UTC), 1982-85
 2, Ricardo Clark (MAR), 1988-91
 2, Anthony Smith (APP), 1989-92
 2, Andre Worrell (FUR), 1991-93
 2, Kerry Hayes (WCU), 1991-94
 2, Ant Williams (GSU), 1999-02
 2, Dexter Jackson (APP), 2004-07
 2, Karlos Sullivan (Elon), 2006-09
 2, Tommy Hudson (UTC), 2010-14
 2, Dante Smith (CIT), 2018

~ ~ ~ KICKOFF RETURNS ~ ~ ~

MOST KICKOFF RETURNS

Game

11, Mike Rucker (WOF), vs. Appalachian State, Oct. 31, 2008
 10, Mason Dermott (VMI) vs. Chattanooga, Sept. 23, 2017
 9, Mike Malone (WCU) vs. Appalachian State, Nov. 10, 2007
 9, R.J. Webb (FUR) vs. Auburn, Nov. 7, 2009
 8, Rusty Scales (ECU) vs. Bowling Green, Sept. 25, 1971
 8, Scott Dykes (ETSU) vs. Marshall, Nov. 23, 1991
 8, Tobe Taylor (UTC) vs. Marshall, Oct. 1, 1994
 8, Carlos Frank (CIT) vs. Miami (Fla.), Sept. 7, 1996
 8, Carlos Frank (CIT) vs. Vanderbilt, Oct. 9, 1999
 8, Lance Camp (Elon) vs. Wofford, Oct. 25, 2008
 8, Asheton Jordan (CIT) vs. Florida, Nov. 22, 2008
 8, Nate Harris (WCU) at Wofford, Oct. 16, 2010
 8, Brian Sutherland (UTC) at Auburn, Nov. 6, 2010
 8, Brian Sutherland (UTC) at Wofford, Nov. 20, 2010
 8, George Richardson (WCU) at Georgia Tech, Sept. 1, 2011
 8, Kevin Hardy (CIT) vs. Appalachian State, Oct. 15, 2011

Season

58, Mike Malone (WCU), 2007
 48, Otis Washington (WCU), 1988
 47, Mason Dermott (VMI), 2017
 46, Michael Gilmore (UTC), 2004
 45, Brian Sutherland (UTC), 2010
 44, Laron Scott (UTC), 2010
 43, CoCo Hillary (APP), 2007
 42, Mike Rucker (WOF), 2008
 42, Mason Dermott (VMI), 2016
 41, Jawan Clark (WCU), 2000

Career

120, Mike Rucker (WOF), 2007-10
 108, Carlos Frank (CIT), 1996-99
 105, Mason Dermott (VMI), 2015-18
 97, CoCo Hillary (APP), 2007-10
 95, Detrez Newsome (WCU), 2014-17
 89, Dale Middleton (ETSU), 1986-89
 89, Brian Bratton (FUR), 2001-04
 85, Devon Ford (APP), 1973-76
 85, Fabian Truss (SAM), 2010-13
 82, Darryl Streeter (UTC), 1984-88

MOST KICKOFF RETURNS YARDS

Game

240, Detrez Newsome (WCU) at S. Carolina, Nov. 19, 2016
 229, Mike Malone (WCU) vs. Furman, Nov. 17, 2007
 225, Michael Mayers (Elon) vs. Appalachian St., Sept. 29, 2007
 222, Kerry Hayes (WCU) vs. VMI, Oct. 10, 1992
 212, Michael Gilmore (UTC) vs. Appalachian State, Oct. 30, 2004
 212, Mike Rucker (WOF) vs. Appalachian State, Oct. 31, 2008
 207, Titus Green (VMI) vs. Furman, Sept. 22, 2001
 200, Asheton Jordan (CIT) vs. Florida, Nov. 22, 2008
 198, Otis Washington (WCU) vs. Marshall, Nov. 12, 1988
 195, R.J. Webb (FUR) vs. Auburn, Nov. 7, 2009

Season

1,383, Mike Malone (WCU), 2007
 1,161, Laron Scott (GSU), 2010
 1,113, Otis Washington (WCU), 1988
 1,040, Laron Scott (GSU), 2011
 1,037, George Richardson (WCU), 2011
 1,030, CoCo Hillary (APP), 2007
 1,009, Michael Gilmore (UTC), 2004
 975, Mason Dermott (VMI), 2016
 970, Detrez Newsome (WCU), 2016
 931, Mike Rucker (WOF), 2008

Career

2,725, Mike Rucker (WOF), 2007-10
 2,535, Carlos Frank (CIT), 1996-99
 2,493, Fabian Truss (SAM), 2010-13
 2,301, CoCo Hillary (APP), 2007-11
 2,279, Detrez Newsome (WCU), 2014-17
 2,257, Laron Scott (GSU), 2008-11
 2,218, Mason Dermott (VMI), 2015-18
 2,058, Kerry Hayes (WCU), 1991-94
 2,053, Brian Bratton (FUR), 2001-04
 1,869, Devin Ford (APP), 1973-76

HIGHEST KICKOFF RETURN AVERAGE

Game (minimum 4 returns)

56.2 (4-225), Michael Mayers (Elon) vs. Appalachian State, Sept. 29, 2007
 55.5 (4-222), Kerry Hayes (WCU) vs. VMI, Oct. 10, 1992
 45.8 (4-183), George Richardson (WCU) vs. Furman, Oct. 1, 2011
 37.8 (4-151), Samir Baker (GSU) vs. Elon, Sept. 20, 2008
 37.6 (5-188), Mike Rucker (WOF) vs. Chas. So., Sept. 6, 2008
 35.8 (4-143), Stephon Shelton (WOF) vs. Elon, Oct. 31, 2009
 34.5 (6-207), Titus Green (VMI) vs. Furman, Sept. 22, 2001
 33.3 (4-133), Michael Mayers (Elon) vs. Furman, Nov. 3, 2007
 33.3 (4-133), Laron Scott (GSU) at Navy, Sept. 11, 2010
 31.8 (5-159), Darius Harvey (SAM) vs. West Alabama, Sept. 7, 2017

Season (minimum 1.0 per game)

39.0, Troy Brown (MAR), 1991
 37.7, Tony Ball (UTC), 1977
 37.2, Brian Bratton (FUR), 2001
 36.8, Des Kitchings (FUR), 1999
 36.5, Kerry Hayes (WCU), 1993
 35.9, Jerodis Williams (FUR), 2012
 34.6, Randy Moss (MAR), 1996
 33.1, Richard Holland (VMI), 2000
 32.1, Josh Cole (FUR), 1995
 30.9, Thomas Haskins (VMI), 1994

Career (minimum 25 returns)

29.7, Troy Brown (MAR), 1991-92
 29.3, Des Kitchings (FUR), 1996-99
 29.3, Fabian Truss (SAM), 2010-13
 28.2, Kerry Hayes (WCU), 1991-94
 27.9, Laron Scott (GSU), 2009-11
 27.8, Jonathan Parker (UTC), 1984-88
 27.3, Richard Holland (VMI), 1997-00
 27.3, George Richardson (WCU), 2010-11
 26.9, Josh Cole (FUR), 1993-96
 26.7, Stephen Houzah (MER), 2015-18

MOST KICKOFF RETURNS FOR TOUCHDOWNS

Game

2, Kerry Hayes (WCU) vs. VMI, Oct. 10, 1992

Season

3, Troy Brown (MAR), 1991
 3, Kerry Hayes (WCU), 1993
 3, Des Kitchings (FUR), 1999
 3, Brian Bratton (FUR), 2001
 2, Ronnie Horton (ETSU), 1980
 2, Albert Burt (ETSU), 1988
 2, Jerry Ellison (UTC), 1992
 2, Kerry Hayes (WCU), 1992
 2, Jimmy Watkins (APP), 2000
 2, Laron Scott (GSU), 2011
 2, Jerodis Williams (FUR), 2012

Career

5, Kerry Hayes (WCU), 1991-94 (NCAA record)
 4, Des Kitchings (FUR), 1996-99
 4, Fabian Truss (SAM), 2010-13
 3, Jerry Ellison (UTC), 1991-93
 3, Troy Brown (MAR), 1991-92

3, Brian Bratton (FUR), 2001-04
 2, Albert Burt (ETSU), 1988-90
 2, Jimmy Watkins (APP), 2000-01
 2, Mike Rucker (WOF), 2007-10
 2, Laron Scott (GSU), 2008-11
 2, Jerodis Williams (FUR), 2009-12
 2, Chandler Curtiss (MER), 2014-17
 2, Detrez Newsome (WCU), 2014-17

~~~ ALL-PURPOSE YARDS ~~~

MOST PLAYS

Game

54, Ron Darby (MAR) vs. Western Carolina, Nov. 12, 1988 (NCAA record)
 46, John Settle (APP) vs. Marshall, Nov. 8, 1986

Season

373, John Settle (APP), 1986
 356, Brad Hoover (WCU), 1998
 340, Carlester Crumpler (ECU), 1972
 319, Damon Scott (APP), 1996
 317, John Settle (APP), 1986
 317, Thomas Haskins (VMI), 1996
 313, George Searcy (ETSU), 1989
 309, Floyd Allen (VMI), 1979
 301, Tory Cooper (CIT), 2007
 291, Floyd Allen (VMI), 1980
 291, Stump Mitchell (CIT), 1980

Career

1,026, John Settle (APP), 1983-86
 1,016, Adrian Peterson (GSU), 1998-01
 1,013, Thomas Haskins (VMI), 1993-96
 958, John Settle (APP), 1983-86
 913, Floyd Allen (VMI), 1978-81
 857, Louis Ivory (FUR), 1998-01
 834, Ron Darby (MAR), 1986-89
 825, Chris Parker (MAR), 1991-95
 824, Detrez Newsome (WCU), 2014-17
 823, Jack Douglas (CIT), 1989-92

MOST YARDS GAINED

Game

387, Michael Mayers (Elon) vs. Appalachian State, Sept. 29, 2007
 365, Detrez Newsome (WCU) at S. Carolina, Nov. 19, 2016
 343, DaVon Fowlkes (APP) vs. Northwestern State, Sept. 25, 2004
 370, Jerodis Williams (FUR) vs. W. Carolina, Sept. 29, 2012
 347, Detrez Newsome (WCU) vs. UTC, Oct. 28, 2016
 342, DaVon Fowlkes (APP) vs. Elon, Nov. 6, 2004
 336, Tory Cooper (CIT) vs. Furman, Oct. 13, 2007
 332, Troy Brown (MAR) vs. VMI, Nov. 16, 1991
 329, Ron Darby (MAR) vs. Western Carolina, Nov. 12, 1988
 328, Thomas Haskins (VMI) vs. Richmond, Sept. 24, 1994

Season

2,343, Detrez Newsome (WCU), 2016
 2,313, DaVon Fowlkes (APP), 2004
 2,205, Fabian Truss (SAM), 2013
 2,143, Mike Malone (WCU), 2007
 2,134, Thomas Haskins (VMI), 1995
 2,102, John Settle (APP), 1986
 2,093, Louis Ivory (FUR), 2000
 2,092, Thomas Haskins (VMI), 1996
 2,086, Otis Washington (WCU), 1988
 2,080, Jayson Foster (GSU), 2007

Career

7,355, Thomas Haskins (VMI), 1993-96
 6,969, Detrez Newsome (WCU), 2014-17
 6,784, Adrian Peterson (GSU), 1998-01
 6,640, Fabian Truss (SAM), 2010-13
 5,843, Eric Breitenstein (WOF), 2009-12
 5,716, Kerry Hayes (WCU), 1991-94
 5,565, John Settle (APP), 1983-86
 5,497, Chris Parker (MAR), 1991-95
 5,465, Louis Ivory (FUR), 1998-01
 5,277, Terrell Hudgins (Elon), 2006-09

HIGHEST AVERAGE GAIN PER PLAY

Game (minimum 5 plays)

47.5 (6-285), Kerry Hayes (WCU) vs. ETSU, Nov. 14, 1992
 38.6 (5-193), Shaun Fogle (WOF) vs. ETSU, Nov. 4, 2000

30.3 (6-182), Darius Harvey (SAM) vs. West Alabama, Sept. 7, 2017
 28.1 (8-225), Logan McCarter (FUR) vs. ETSU, Sept. 30, 2017
 24.8 (5-124), Chandler Curtis (MER) vs. ETSU, Sept. 23, 2017
 24.0 (8-192), Blake Morgan (WOF) at Presbyterian, Sept. 30, 2017
 23.8 (5-119), Tra Hardy (WCU) vs. Mercer, Nov. 11, 2017
 23.0 (8-184), Chandler Curtis (MER) at Western Carolina, Nov. 11, 2017
 21.5 (18-387), Michael Mayers (Elon) vs. Appalachian State, Sept. 29, 2007
 21.4 (16-343), DaVon Fowlkes (APP) vs. Northwestern State, Sept. 25, 2004

Season (minimum 100 plays)

19.7, Otis Washington (WCU), 1988 (NCAA record)
 16.3 (120-1,959), Michael Mayers (Elon), 2007
 15.2, DaVon Fowlkes (APP), 2004
 15.2 (81-1,230), Bryce Nunnally (UTC), 2018
 14.0, Mark Stock (VMI), 1988
 13.3 (114-1,631), Richmond Flowers (UTC), 2000
 13.1 (125-1,641), Kelvin McKnight (SAM), 2018
 12.9 (209-1,405), Michael Mayers (Elon), 2006
 12.6 (100-1,257), Kelvin McKnight (SAM), 2017
 12.5 (118-1,480), Terrell Hudgins (Elon), 2007

Career

17.9 (136-2,436), Mason Dermott (VMI), 2015-18
 17.2 (205-3,526), Chandler Curtis (MER), 2014-17
14.7 (174-2,565), Thomas Gordon (FUR), 2016-present
 14.0 (335-4,697), Michael Mayers (Elon), 2004-07
 13.5 (188-2,528), Terrell Hudgins (Elon), 2006-09
 13.3, DaVon Fowlkes (APP), 2004

MOST YARDS PER GAME

Season

213.0, Detrez Newsome (WCU), 2016
 210.3, DaVon Fowlkes (APP), 2004
 194.8, Mike Malone (WCU), 2007
 194.0, Thomas Haskins (VMI), 1995
 190.3, Louis Ivory (FUR), 2000
 190.2, Thomas Haskins (VMI), 1996
 189.6, Otis Washington (WCU), 1988
 189.1, Jayson Foster (GSU), 2007
 183.8, Fabian Truss (SAM), 2013
 182.8, Mark Stock (VMI), 1988

Career

167.2, Thomas Haskins (VMI), 1993-96
 162.1, Detrez Newsome (WCU), 2014-17
 161.5, Adrian Peterson (GSU), 1998-01
 158.1, Fabian Truss (SAM), 2010-13
 148.3, Troy Brown (MAR), 1991-92
 147.1, Stump Mitchell (CIT), 1977-80
 139.4, Kerry Hayes (WCU), 1991-94
 137.3, Josh Cole (FUR), 1993-96
 132.8, Kenny Strayhorn (WCU), 1973-74
 131.3, Phil Mosser (W&M), 1970-71

~~~ DEFENSE ~~~

MOST TOTAL TACKLES

Game

30, Everett Spellman (WCU) vs. Appalachian State, Nov. 21, 1987
 30, Josh Cain (UTC) vs. The Citadel, Nov. 3, 2001
 28, Milan Sterling (FUR) vs. Wofford, Sept. 18, 1993
 27, Dino Hackett (APP) vs. ETSU, Nov. 23, 1985
 26, Roger Johnson (MAR) vs. The Citadel, Nov. 9, 1991
 26, Lester Smith (CIT) vs. Army, Oct. 12, 1991
 25, Julius Thomas (APP) vs. Lenoir-Rhyne, Oct. 6, 1973
 25, Chad Nkang (Elon) vs. Chattanooga, Oct. 15, 2005
 25, Corey Weaver (Elon) vs. Appalachian State, Sept. 30, 2006
 24, Dino Hackett (APP) vs. Furman, Oct. 26, 1985
 24, Junior Jackson (UTC) vs. The Citadel, Oct. 21, 1989
 24, Dexter Coakley (APP) vs. VMI, Nov. 20, 1993

Season

224, Brian Ruff (CIT), 1974
 213, Brian Ruff (CIT), 1976
 200, Dino Hackett (APP) 1985
 195, Milan Sterling (FUR), 1993
 183, Glen Richardson (UTC), 1985
 183, Scott Thompson (CIT), 1986
 182, Brian Ruff (CIT), 1975

181, Scott Belcher (CIT), 1995
 176, Jay Their (FUR), 1997
 175, Jeff Blankenship (FUR), 1988

Career

755, Brian Ruff (CIT), 1973-76
 616, Dexter Coakley (APP), 1993-96
 533, Tony Starks (CIT), 1974-77
 523, Frank Moses (FUR), 1974-77
 522, Glen Richardson (UTC), 1982-85
 511, Josh Cain (UTC), 1999-02
 495, Cedric Felton (APP), 1982-86
 489, Kota Suttle (FUR), 1989-92
 483, Jeff Blankenship (FUR), 1985-88
 483, Kevin Kendrick (FUR), 1987-90

MOST PASSES INTERCEPTED

Game

6, Torez Jones (WCU) at Gardner-Webb, Sept. 18, 2010
 4, Jack Bruce (W&M) vs. Richmond, Oct. 30, 1948
 4, Jake Wade (DAV) vs. North Carolina State, Oct. 8, 1949
 4, Charlie Benson (DAV) vs. VMI, Oct. 12, 1957

Season

10, John Mapp (VMI), 1952
 10, Vince Perone, Jr. (FUR), 1972
 10, Jim Bolding (ECU), 1975
 10, Mark LeGree (APP), 2008
 9, Jeff Varnadoe (CIT), 1970
 8, Dick Kern (W&M), 1963
 8, Phillip Aldridge (UTC), 1985
 8, Reggie Giles (MAR), 1986
 8, Mark Snyder (MAR), 1987
 8, J.D. Cauthen (CIT), 1987
 8, Reggie Solomon (UTC), 1987

Career

24, Corey Lynch (APP), 2003-07
 22, Jim Bolding (ECU), 1973-76
 22, Rick Harris (ETSU), 1986-89
 22, Mark LeGree (APP), 2007-2010
 18, Matt Stevens (APP), 1992-95
 17, J.D. Cauthen (CIT), 1985-88
 16, John Mapp (VMI), 1951-53
 16, Vince Perone, Jr. (FUR), 1972-74
 16, Tiger Greene (WCU), 1981-84
 15, Jerome Norris (FUR), 1984-86
 15, Mike Mayo (VMI), 1985-87
 15, Donnie Abraham (ETSU), 1992-95
 15, Richie Jackson (FUR), 1998-01

MOST INTERCEPTION RETURN YARDS

Game

154, Jeff Varnadoe (CIT) vs. William & Mary, Oct. 10, 1970
 112, Cortez Allen (CIT) vs. Samford, Oct. 31, 2009
 109, Don Divers (VT) vs. VMI, Nov. 25, 1954
 102, Earthwind Moreland (GSU) vs. Jacksonville State, Sept. 12, 1998
 100, Andy Tucker (VMI) vs. Richmond, Sept. 29, 1961
 100, Timmy Thrift (WOF) vs. Chattanooga, Oct. 4, 2003
 99, Julius Grant (WCU) vs. Marshall, Oct. 31, 1992
 99, John Keith (FUR) vs. Chattanooga, Nov. 20, 1999
 98, Ryan Hadden (GSU) vs. Chattanooga, Sept. 25, 1999
 98, Gary Wilkins (FUR) vs. Appalachian State, Oct. 19, 2013

Season

251, Jeff Varnadoe (CIT), 1970
 197, Reggie Pinkney (ECU), 1976
 189, Donnie Abraham (ETSU), 1995
 165, A.J. Bryant (GSU), 2004
 160, Kerr Kump (VMI), 1967
 160, Reggie Giles (MAR), 1986
 156, Justin Wozaeh (APP), 2005
 153, Gerald Hall (ECU), 1976
 147, Tony Carmignani (FUR), 1961
 142, Phillip Aldridge (UTC), 1985

Career

453, Rick Harris (ETSU), 1986-89
 303, Jeff Varnadoe (CIT), 1970-71
 298, Donnie Abraham (ETSU), 1992-95
 295, Lucas Webb (UTC), 2014-17
 261, Kerr Kump (VMI), 1966-68
 260, A.J. Bryant (GSU), 2002-05
 248, Matt Stevens (APP), 1992-95
 240, Ryan Steed (FUR), 2008-11

INDIVIDUAL RECORDS



Corey Lynch (Appalachian State) closed his career as the SoCon's all-time leader in interceptions with 24.

- 232, Omari Williams (SAM), 2014-17
- 217, Glenn Bates (MAR), 1982-83

MOST INTERCEPTIONS RETURNED FOR A TOUCHDOWN GAME

- 2, Joel Carter (APP) vs. Wake Forest, Sept. 3, 1983
- 2, David McCrary (UTC) vs. SW Louisiana, Sept. 17, 1983
- 2, Tony Tiller (ETSU) vs. Liberty, Oct. 18, 2003
- 2, Travis Hill (WCU) vs. West Virginia State, Sept. 2, 2004

Season

- 2, Glenn Bates (MAR), 1982
- 2, Joel Carter (APP), 1983
- 2, David McCrary (UTC), 1983
- 2, Rico Mack (APP), 1990
- 2, Venton Bell (FUR), 1991
- 2, Kareem Robinson (UTC), 1995
- 2, Melvin Cunningham (MAR), 1996
- 2, Lavar Rainey (GSU), 2000
- 2, Travis Hill (WCU), 2004
- 2, Anthony Harris (Elon), 2004
- 2, Mitchell Dukes (WCU), 2006
- 2, Ryan Steed (FUR), 2010
- 2, Tevin Floyd (CIT), 2015
- 2, Lucas Webb (UTC), 2015

Career

- 4, Lucas Webb (UTC), 2014-17
- 3, Glenn Bates (MAR), 1982-83
- 3, Donnie Abraham (ETSU), 1992-95
- 3, Chris Edwards (WOF), 1998-01
- 3, Karlos Sullivan (Elon), 2006-09
- 3, Ryan Steed (FUR), 2008-11
- 3, Omari Williams (SAM), 2014-17

MOST QUARTERBACK SACKS

Game

- 7, James Russell (ETSU) vs. Glenville State, Sept. 14, 1996
- 7, Bryan Dailer (FUR) vs. Chattanooga, Nov. 22, 1997
- 6, Bryan Dailer (FUR) vs. Chattanooga, Nov. 23, 1996
- 5, Rayford Cannon (APP) vs. Davidson, Oct. 4, 1986
- 5, Kelly Fletcher (FUR) vs. Newberry, Sept. 24, 1988
- 5, Kelly Fletcher (FUR) vs. Western Carolina, Oct. 28, 1989
- 4, Louis Cooper (WCU) vs. ETSU, Nov. 10, 1984
- 4, Derek Summerour (WCU) vs. Marshall, Oct. 14, 1995
- 4, Tyler Unzicker (UTC) vs. ETSU, Nov. 10, 2001
- 4, Katon Bethay (WOF) vs. VMI, Oct. 15, 2005
- 4, Mitch McGrath (FUR) at Chattanooga, Oct. 29, 2011
- 4, Solomon Clark (WCU) vs. VMI, Sept. 29, 2018

Season

- 17.5, Bryan Dailer (FUR), 1997
- 16.0, Kelly Fletcher (FUR), 1989
- 16.0, Anthony Jones (WOF), 2002
- 15.0, Edward Thomas (GSU), 1996
- 15.0, Adrian Hope (FUR), 2018
- 14.5, Kelly Fletcher (FUR), 1988

- 13.5, Keionta Davis (UTC), 2015
- 13.0, Marques Murrell (APP), 2005
- 13.0, Jason Hunter (APP), 2005
- 13.0, Marques Murrell (APP), 2006

Career

- 37.0, Davis Tull (UTC), 2011-2014
- 36.5, Josh Jeffries (APP), 1999-02
- 36.0, Marques Murrell (APP), 2003-06
- 32.5, James Russell (ETSU), 1993-96
- 31.5, Kelly Fletcher (FUR), 1986-89
- 31.5, Bryan Dailer (FUR), 1994-97
- 31.0, Keionta Davis (UTC), 2013-16
- 30.5, Anthony Jones (WOF), 1999-02
- 30.0, Louis Cooper (WCU), 1981-85
- 30.0, Edward Thomas (GSU), 1993-96

MOST TACKLES FOR LOSS

Game

- 7, James Russell (ETSU) vs. Glenville State, Sept. 14, 1996
- 6, Avery Hall (APP) vs. Furman, Oct. 24, 1992
- 6, William Peebles (APP) vs. ETSU, Oct. 1, 1994
- 6, Lamar Beam (ETSU) vs. Elon, Oct. 19, 2002
- 6, Porter Johnson (CIT) vs. Western Carolina, Oct. 1, 2005

Season

- 35, Avery Hall (APP), 1992
- 29, Darren Wilson (APP), 1981
- 29, Kelly Fletcher (FUR), 1989
- 28, Anthony Jones (WOF), 2002
- 26.5, Marques Murrell (APP), 2005
- 26, Michale Spicer (WCU), 2002
- 25.5, Matt Palmer (ETSU), 2003
- 25, Sean Swoope (APP), 1992
- 25, Bryan Dailer (FUR), 1997
- 24.5, Jason Hunter (APP), 2005

Career

- 66.0, Anthony Jones (WOF), 1999-2002
- 63.0, James Russell (ETSU), 1993-96
- 61.5, Avery Hall (APP), 1989-92
- 59.5, Davis Tull (UTC), 2010-14
- 59.0, Marques Murrell (APP), 2003-06
- 56.0, Bryan Dailer (FUR), 1994-97
- 56.0, K.T. Stovall (APP), 2000-03
- 55.0, Josh Jeffries (APP), 1999-02
- 54.0, Ameet Pall (WOF), 2008-11
- 54.0, Brent Russell (GSU), 2009-12


MOST PUNTS BLOCKED

Game

- 3, Gerald Sensabaugh (ETSU) vs. Georgia Southern, Nov. 1, 2003
- 2, Dino Hackett (APP) vs. ETSU, Nov. 23, 1985
- 2, Chuck Hill (APP) vs. Liberty, Oct. 10, 1987
- 2, Chuck Hill (APP) vs. Western Carolina, Nov. 21, 1987
- 2, Shaun Bennett (WOF) vs. Elon, Oct. 11, 2003
- 2, Tim Camp (GSU) vs. Morehead State, Nov. 12, 2005
- 2, John Synovec (CIT) vs. Webber Int'l., Sept. 8, 2007
- 2, Cam Jackson (CIT) vs. Western Carolina, Nov. 4, 2017

Abbreviations:

- | | |
|-------------------------|------------------------|
| APP – Appalachian State | MER – Mercer |
| CIT – The Citadel | UR – Richmond |
| DAV – Davidson | UTC – Chattanooga |
| ECU – East Carolina | VMI – VMI |
| ELON – Elon | VT – Virginia Tech |
| ETSU – ETSU | WCU – Western Carolina |
| FUR – Furman | W&M – William & Mary |
| GSU – Georgia Southern | WOF – Wofford |
| MAR – Marshall | WVU – West Virginia |



Furman defensive end Bryan Dailer recorded a league-record 17.5 sacks in 1997, including seven against Chattanooga on Nov. 22.



Chattanooga's Lucas Webb returned a SoCon-record four interceptions for touchdowns over his four-year career (2014-17).

TEAM RECORDS



~ ~ ~ SINGLE GAME ~ ~ ~

RUSHING ATTEMPTS

90	VMI at ETSU	Nov. 17, 1990
89	Chattanooga vs. Western Carolina	1977
84	The Citadel at Western Carolina	Oct. 1, 2016
83	VMI at Appalachian State	Sept. 14, 1991
83	The Citadel at Chattanooga	Sept. 21, 1991
82	Wofford vs. The Citadel	Nov. 2, 2002
82	The Citadel vs. Western Carolina	Oct. 31, 1987
81	Wofford vs. Appalachian State	2002
80	Wofford vs. Chattanooga	1999
80	Georgia Southern vs. Furman	Nov. 5, 2005
80	The Citadel at North Greenville	Oct. 6, 2016

RUSHING YARDS

665	Georgia Southern vs. Glenville State	Nov. 12, 1994
638	Georgia Southern vs. Youngstown State	Dec. 18, 1999*
634	Georgia Southern vs. Western Carolina	Sept. 24, 2011
614	Georgia Southern at Western Carolina	Oct. 6, 2012
602	Georgia Southern at Old Dominion	Dec. 8, 2012*
591	Georgia Southern vs. Gardner-Webb	Sept. 7, 2002
591	Georgia Southern vs. Western Carolina	Oct. 9, 1999
590	Wofford vs. Western Carolina	2012
576	Georgia Southern vs. Savannah State	Aug. 31, 2013
572	Appalachian State vs. Lenoir-Rhyne	1975

TOUCHDOWNS RUSHING

11	Georgia Southern vs. Johnson C. Smith	Sept. 11, 2004
10	VMI vs. UCF	Sept. 25, 1982
10	Georgia Southern vs. Savannah State	Aug. 31, 2013
9	Georgia Southern vs. Glenville State	Nov. 12, 1994
9	Georgia Southern vs. Fayetteville State	Sept. 4, 1999
8	Appalachian State vs. Western Carolina	2007
8	Georgia Southern at South Dakota State	Oct. 29, 2005
8	Furman vs. VMI	Sept. 25, 1999
8	Western Carolina vs. Newberry	1993
8	Chattanooga vs. VMI	Nov. 16, 1985
8	The Citadel vs. Lees-McRae	Oct. 2, 1993
8	The Citadel vs. Davidson	Sept. 5, 2015

FEWEST RUSHING YARDS

-52	George Washington vs. Furman	1959
-47	The Citadel vs. Richmond	Oct. 10, 1964
-40	Furman vs. Wofford	1968
-28	ETSU vs. Appalachian State	1994
-28	VMI vs. ETSU	Sept. 14, 2018
-25	Samford at Central Arkansas	2016
-19	Elon vs. Georgia Southern	Oct. 13, 2007
-18	VMI at ETSU	Sept. 16, 2000
-16	VMI at Chattanooga	Oct. 27, 2018
-12	Western Carolina at Georgia Southern	Sept. 19, 2009

PASS ATTEMPTS

73	VMI at Western Carolina	2018
72	Marshall vs. Western Carolina	1987
70	Samford at Furman	2013
70	Samford at Mississippi State	2016
70	VMI vs. Mercer	2018
69	Samford at The Citadel	2018
67	Chattanooga vs. Furman	1999
67	Marshall vs. Western Carolina	1992
67	Furman vs. Wofford	1969
67	Western Carolina at South Florida	2014
67	Samford at Western Carolina	Sept. 23, 2017

FEWEST PASS ATTEMPTS

0	Georgia Southern vs. Wofford	Oct. 13, 2012
1	Furman vs. Davidson	1957
1	The Citadel at Western Carolina	Nov. 3, 2018
2	VMI at The Citadel	Nov. 12, 1955
2	Chattanooga vs. Western Carolina	1977
2	VMI at The Citadel	Nov. 13, 1999
2	Wofford vs. ETSU	2002
2	Georgia Southern vs. Johnson C. Smith	Sept. 11, 2004
2	Georgia Southern vs. Chattanooga	Sept. 28, 2013
2	The Citadel at Mercer	Nov. 1, 2014
2	The Citadel at Alabama	Nov. 17, 2018

COMPLETIONS

49	VMI vs. The Citadel	Oct. 20, 2018
46	Western Carolina at South Florida	2014
44	Samford at Furman	2013
44	Samford at Chattanooga	Sept. 22, 2018
44	Samford vs. Western Carolina	Oct. 6, 2018
43	VMI at Western Carolina	Sept. 22, 2018
43	Samford at The Citadel	Nov. 10, 2018
42	Samford at Western Carolina	2015
42	Samford vs. Mars Hill	2016
42	Samford at Mississippi State	2016

FEWEST COMPLETIONS

0	Georgia Southern vs. Appalachian State	Oct. 13, 2001
0	VMI at The Citadel	Nov. 13, 1999
0	Georgia Southern vs. Furman	Nov. 6, 1993
0	The Citadel at Georgia Southern	Sept. 11, 1993
0	The Citadel vs. ETSU	Sept. 19, 1992
0	The Citadel vs. Western Carolina	Oct. 24, 1992
0	VMI at Marshall	Oct. 28, 1989
0	Chattanooga vs. Marshall	1982
0	Furman vs. Wofford	1962
0	Wofford at Ohio	2010
0	The Citadel at Appalachian State	Oct. 16, 2010
0	Georgia Southern vs. Jacksonville	2012
0	Georgia Southern vs. Wofford	Oct. 13, 2012
0	Georgia Southern at Florida	Nov. 23, 2013
0	Georgia Southern vs. Chattanooga	Sept. 28, 2013
0	Wofford at Youngstown State	Dec. 10, 2016*
0	The Citadel at Western Carolina	Nov. 3, 2018
0	The Citadel at Alabama	Nov. 17, 2018

FEWEST PASSING YARDS

-16	Richmond vs. VMI	Oct. 5, 1957
0	Georgia Southern vs. Appalachian State	2001
0	VMI at The Citadel	Nov. 13, 1999
0	VMI at Marshall	Oct. 28, 1989
0	Chattanooga vs. Marshall	1982
0	Georgia Southern vs. Furman	Nov. 6, 1993
0	The Citadel at Georgia Southern	Sept. 11, 1993
0	The Citadel vs. ETSU	Sept. 19, 1992
0	The Citadel vs. Western Carolina	Oct. 24, 1992
0	Furman vs. Wofford	1962
0	Wofford at Ohio	2010
0	The Citadel at Appalachian State	Oct. 16, 2010
0	Georgia Southern vs. Jacksonville	Sept. 1, 2012
0	Georgia Southern vs. Wofford	Oct. 13, 2012
0	Georgia Southern vs. Florida	Nov. 23, 2013
0	Georgia Southern vs. Chattanooga	Sept. 28, 2013
0	Wofford at Youngstown State	Dec. 10, 2016*
0	The Citadel at Western Carolina	Nov. 3, 2018
0	The Citadel at Alabama	Nov. 17, 2018

PASSING YARDS

642	Marshall vs. VMI	Nov. 16, 1991
562	Samford vs. Western Carolina	Oct. 6, 2018
540	Chattanooga vs. Appalachian State	2004
534	Elon vs. Furman	2007
532	Chattanooga vs. Furman	1999
529	Samford at Western Carolina	Sept. 23, 2017
521	Samford vs. S.E. Louisiana	2013
495	Samford vs. Georgia Southern	Oct. 5, 2013
491	VMI at Western Carolina	Sept. 22, 2018
488	Chattanooga vs. Western Carolina	2000

TOUCHDOWN PASSES

7	Chattanooga vs. Kentucky State	2001
7	Samford vs. VMI	Oct. 13, 2018
6	Chattanooga vs. Mississippi Valley State	2000
6	Chattanooga vs. Gardner-Webb	1993
6	The Citadel vs. Furman	Nov. 17, 1979
6	Davidson vs. William & Mary	1973
6	The Citadel vs. Presbyterian	Sept. 26, 2009
6	VMI vs. Gardner-Webb	Oct. 18, 2014
6	Samford vs. Mars Hill	2016
6	Samford vs. VMI	Oct. 15, 2016
6	Samford vs. Shorter	Aug. 30, 2018
6	Samford vs. Western Carolina	Oct. 6, 2018



Georgia Southern rushed for 634 yards against Western Carolina on Sept. 24, 2011, which was the third-highest single-game total in league history. Jerick McKinnon (above) ran for 114 yards and two touchdowns and was one of three Eagles with at least 100 yards on the ground.

INTERCEPTIONS THROWN

7	Appalachian State vs. Marshall	1990
7	ETSU vs. Chattanooga	1988
7	Chattanooga vs. Georgia Southern	Sept. 28, 1985
6	Marshall vs. Chattanooga	1995
6	Furman vs. Wofford	1969
6	Davidson at The Citadel	Sept. 22, 1962
6	VMI at Buffalo	Nov. 11, 1961

TOTAL OFFENSE PLAYS

109	VMI at Western Carolina	Sept. 22, 2018
108	Marshall vs. Western Carolina	1987
104	Appalachian State vs. Wake Forest	1981
104	Marshall vs. Western Carolina	1992
104	Samford at Mississippi State	2016
102	Furman vs. Hofstra	2005
102	Chattanooga at Furman	2010
102	Samford at Furman	2013
101	Samford at Western Carolina	2015
101	VMI vs. Mercer	Sept. 29, 2018
100	The Citadel vs. Charlotte	Oct. 11, 2014

TOTAL OFFENSE YARDS

795	Chattanooga vs. Appalachian State	1978
789	Marshall vs. VMI	Nov. 16, 1991
778	Western Carolina vs. Davidson	Sept. 9, 2017
773	Samford vs. VMI	Oct. 13, 2018
752	Samford vs. Florida A&M	2015
743	Appalachian State vs. Western Carolina	2007
736	Samford vs. Western Carolina	Oct. 6, 2018
732	Georgia Southern vs. Western Carolina	Oct. 9, 1999
722	ETSU vs. West Virginia Tech	1999
712	Appalachian State vs. Georgia Southern	Oct. 24, 2009

POINTS SCORED

84	Georgia Southern vs. Johnson C. Smith	Sept. 11, 2004
82	Wofford vs. Lincoln	Sept. 8, 2012
79	Appalachian State vs. Western Carolina	2007
77	Western Carolina vs. West Virginia State	2004
77	Davidson vs. Furman	1969
77	Georgia Southern vs. Savannah State	Aug. 31, 2013
77	Samford vs. Mars Hill	2016
76	The Citadel vs. Webber International	Sept. 8, 2007
76	Georgia Southern vs. Fayetteville State	Sept. 4, 1999
73	Chattanooga vs. Kentucky State	2001
73	Samford vs. VMI	Oct. 13, 2018

TEAM RECORDS

POINTS SCORED, QUARTER

49	Davidson vs. Furman (2Q)	1969
41	ETSU vs. Chattanooga (2Q)	2003
37	Ga. Southern vs. Johnson C. Smith (1Q)	Sept. 11, 2004
35	Furman vs. Elon (2Q)	2002
35	Wofford vs. Lincoln (1Q)	Sept. 8, 2012
35	Samford vs. Western Carolina (1Q)	Oct. 6, 2018
32	Furman vs. Davidson (2Q)	1982
31	Furman vs. Presbyterian (2Q)	1991
31	Western Carolina vs. North Carolina A&T (2Q)	1988

TOUCHDOWNS SCORED

12	Georgia Southern vs. Johnson C. Smith	Sept. 11, 2004
11	Appalachian State vs. Western Carolina	2007
11	Chattanooga vs. Kentucky State	2001
11	Georgia Southern vs. Fayetteville State	Sept. 4, 1999
11	Davidson vs. Furman	1969
11	Wofford vs. Lincoln	Sept. 8, 2012
11	Georgia Southern vs. Savannah State	Aug. 31, 2013
11	Samford vs. Mars Hill	2016
10	Appalachian State vs. Wofford	Oct. 31, 2008
10	The Citadel at VMI	Nov. 17, 2007
10	The Citadel vs. Webber International	Sept. 8, 2007
10	ETSU vs. Chattanooga	2003
10	Georgia Southern vs. Chattanooga	Sept. 22, 2001
10	Chattanooga vs. Mississippi Valley State	2000
10	Marshall vs. Morehead State	1994
10	Marshall vs. Morehead State	1991
10	VMI vs. UCF	Sept. 25, 1982
10	Georgia Southern vs. Howard	Nov. 10, 2012
10	The Citadel vs. Davidson	Sept. 5, 2015
10	Samford vs. VMI	Oct. 13, 2018

LARGEST MARGIN OF VICTORY

82	Wofford 82, Lincoln 0	Sept. 8, 2012
81	Georgia Southern 84, Johnson C. Smith 3	Sept. 11, 2004
76	The Citadel 76, Webber International 0	Sept. 8, 2007
76	Georgia Southern 76, Fayetteville State 0	Sept. 4, 1999
70	Western Carolina 77, West Virginia State 7	2004
70	Samford 77, Mars Hill 7	2014
69	VMI 69, UCF 0	Sept. 25, 1982
68	Georgia Southern 77, Savannah State 9	Aug. 31, 2013
63	Davidson 77, Furman 14	1969
61	ETSU 68, Chattanooga 7	2003

FIRST DOWNS

37	Samford vs. Western Carolina	Oct. 6, 2018
36	Marshall vs. Western Carolina	1987
36	The Citadel vs. Wofford	Nov. 9, 1985
36	East Carolina vs. Virginia	1975
36	Appalachian State vs. Jacksonville	2010
36	The Citadel vs. Charlotte	Oct. 11, 2014
36	Samford vs. Florida A&M	2015
36	Samford vs. Mars Hill	2016
35	Elon vs. Presbyterian	2008
35	Marshall vs. Furman	1994
35	Furman vs. Davidson	1983



Eric Breitenstein ran for a pair of touchdowns in Wofford's 82-0 win over Lincoln on Sept. 8, 2012. The 82-point margin of victory was a SoCon record.

35	Appalachian State vs. Lenoir-Rhyne	1975
35	Georgia Southern vs. Savannah State	Aug. 31, 2013
35	Western Carolina at Mercer	Oct. 20, 2018

FEWEST FIRST DOWNS GAINED

0	Western Carolina vs. NC State	1990
2	Chattanooga vs. Oklahoma	2008
2	VMI at Furman	Sept. 25, 1999
2	VMI at Villanova	Sept. 22, 1962
2	Furman vs. Memphis	1961
4	Western Carolina vs. Florida	2006
4	The Citadel at Mississippi	Oct. 8, 2005
4	VMI vs. Georgia Southern	Oct. 23, 1993
4	Western Carolina at Georgia Southern	Sept. 19, 2009
4	Western Carolina vs. Chattanooga	2014

TURNOVERS

11	Furman vs. Chattanooga	1979
10	Appalachian State vs. The Citadel	Sept. 24, 1994
9	The Citadel vs. Georgia Southern	Oct. 23, 2010
8	Western Carolina at The Citadel	Sept. 21, 1996
8	ETSU vs. Appalachian State	1984
8	VMI vs. ETSU	1981
8	Western Carolina vs. ETSU	1975

PUNTS

13	Chattanooga vs. Oklahoma	Aug. 30, 2008
13	Western Carolina vs. Appalachian State	Nov. 22, 2008
13	Appalachian State at The Citadel	Sept. 21, 1985
13	Furman vs. East Carolina	1972
13	East Carolina vs. Furman	1972
13	VMI at West Virginia	Oct. 4, 1969
13	Furman vs. South Carolina	1949
12	Chattanooga vs. Arkansas	2007
12	Appalachian State vs. Hawaii	2003
12	Furman vs. Appalachian State	1991
12	Western Carolina vs. NC State	1990
12	Davidson vs. Appalachian State	1986
12	Chattanooga vs. Appalachian State	1984

PUNT YARDS

616	The Citadel at Clemson	Oct. 4, 1986
528	Appalachian State vs. Hawaii	2003
512	Appalachian State vs. The Citadel	Sept. 21, 1985
502	Chattanooga vs. Oklahoma	Aug. 30, 2008
497	Western Carolina vs. Appalachian State	Nov. 22, 2008
494	Appalachian State vs. Samford	Oct. 12, 2013
492	Chattanooga vs. ETSU	1985
479	Furman vs. Appalachian State	1991
475	Samford at TCU	2014
472	VMI at West Virginia	Oct. 4, 1969

SACKS BY

11	Georgia Southern vs. Wofford	Sept. 19, 1998
11	Appalachian State vs. Furman	1995
11	Appalachian State vs. ETSU	1994
10	Furman vs. Chattanooga	1997
10	The Citadel vs. Gardner-Webb	Sept. 27, 2014
9	Furman vs. Lehigh	2001*
9	Western Carolina vs. Lenoir-Rhyne	2000
9	Elon vs. Chattanooga	2006

PASSES INTERCEPTED BY

7	Marshall vs. Appalachian State	1990
6	Chattanooga vs. Gardner-Webb	1993
6	ETSU vs. Newberry	1991
6	ETSU vs. Valdosta State	1990
6	VMI vs. Virginia Tech (in Roanoke, Va.)	Nov. 26, 1959

PENALTIES

19	Georgia Southern vs. Johnson C. Smith	Sept. 9, 2000
18	Western Carolina vs. Lenoir-Rhyne	2000
17	Appalachian State vs. Coastal Carolina	2005
16	Chattanooga vs. Furman	2004
16	Appalachian State vs. Western Carolina	2003
16	Georgia Southern vs. Elon	Nov. 15, 2003
15	Wofford vs. NC State	2007
15	Western Carolina vs. Furman	2005
15	Appalachian State vs. Liberty	2001
15	Chattanooga vs. ETSU	2000
15	Appalachian State vs. Chattanooga	1997
15	ETSU vs. Appalachian State	1984
15	Appalachian State vs. ETSU	1984
15	Western Carolina vs. VMI	Nov. 15, 2014

PENALTY YARDS

197	William & Mary vs. Furman	1962
179	Georgia Southern vs. Elon	Nov. 15, 2003
179	Georgia Southern vs. Johnson C. Smith	Sept. 9, 2000
168	Appalachian State vs. Western Carolina	2003
165	Chattanooga vs. ETSU	2000
155	Western Carolina vs. VMI	Nov. 15, 2014
151	VMI vs. Georgia (in Roanoke, Va.)	Sept. 24, 1966
145	ETSU vs. Georgia Southern	Nov. 3, 1984
142	Chattanooga vs. Furman	2004
142	ETSU at VMI	Sept. 14, 2018

KICKOFF RETURN YARDS

275	Western Carolina at South Carolina	2016
269	Western Carolina vs. Furman	2007
259	Chattanooga vs. Vanderbilt	2003
250	VMI at Furman	Sept. 22, 2001
250	Western Carolina vs. Tusculum	2010
246	Elon vs. Appalachian State	2007
243	Chattanooga vs. ETSU	2003
241	Furman at Florida	2011
234	Chattanooga vs. UT Martin	1992
232	The Citadel vs. Florida	Nov. 22, 2008

*- indicates NCAA playoff game

~ ~ ~ SINGLE SEASON ~ ~ ~

RUSHING ATTEMPTS

859	Georgia Southern, 2002
850	Georgia Southern, 2012
849	Georgia Southern, 2010
795	Wofford, 2003
791	The Citadel, 2015
785	Wofford, 2016
778	The Citadel, 2016
777	Georgia Southern, 2011
772	Wofford, 2007
768	Georgia Southern, 2005

RUSHING YARDS

5,591	Georgia Southern, 2012
5,407	Georgia Southern, 2002
4,641	Georgia Southern, 2005
4,609	Georgia Southern, 1999
4,529	Georgia Southern, 2011
4,515	The Citadel, 2015
4,439	Georgia Southern, 2004
4,375	Wofford, 2011
4,311	Appalachian State, 2007
4,202	The Citadel, 1994

RUSHING YARDS PER GAME

419.0	Georgia Southern, 1999
414.0	Chattanooga, 1980
399.4	Georgia Southern, 2012
386.8	Georgia Southern, 2005
386.2	Georgia Southern, 2002
382.0	The Citadel, 1994
378.7	Georgia Southern, 1998
369.9	Georgia Southern, 2004
364.6	Wofford, 2011
360.4	Georgia Southern, 2013

FEWEST RUSHING YARDS PER GAME

36.2	Davidson, 1986
43.8	Davidson, 1985
47.2	The Citadel, 1983
58.3	VMI, 2018
64.2	Marshall, 1985
64.5	Elon, 2007
67.9	Marshall, 1984
68.2	VMI, 2001
68.9	VMI, 2000
69.1	VMI, 1969

TEAM RECORDS



TOUCHDOWNS RUSHING

61 Georgia Southern, 1999
56 Georgia Southern, 2004
55 Georgia Southern, 2012
54 Georgia Southern, 2002
53 Appalachian State, 2007
53 Georgia Southern, 1998
53 The Citadel, 1994
50 Georgia Southern, 2005
50 Georgia Southern, 2011

PASS ATTEMPTS

585 VMI, 2018
561 Samford, 2018
546 Samford, 2016
531 Samford, 2017
515 Elon, 2007
496 Chattanooga, 1999
493 Marshall, 1987
492 Samford, 2013
472 VMI, 2014
469 Elon, 2013

COMPLETIONS

394 Samford, 2018
386 Samford, 2016
350 Elon, 2007
349 Samford, 2017
332 VMI, 2018
324 Samford, 2015
311 Samford, 2013
303 Elon, 2010
300 Chattanooga, 1999
296 Elon, 2009

PASSING YARDS

4,320 Samford, 2018
4,193 Samford, 2016
4,001 Samford, 2017
3,927 Elon, 2007
3,806 Samford, 2013
3,777 Marshall, 1987
3,730 Chattanooga, 2000
3,662 Samford, 2015
3,621 Appalachian State, 2009
3,591 Chattanooga, 1999

TOUCHDOWN PASSES

38 Samford, 2016
34 Samford, 2018
32 Appalachian State, 2008
32 Elon, 2007
31 Marshall, 1994
31 Samford, 2017
30 Marshall, 1996
29 Marshall, 1992
29 Samford, 2013
28 Chattanooga, 1999
28 Marshall, 1991
28 Elon, 2010

INTERCEPTIONS THROWN

28 Davidson, 1985
26 Western Carolina, 1986
25 Marshall, 1987
25 Furman, 1969
23 VMI, 1986
23 The Citadel, 1983
23 VMI, 1983
23 ETSU, 1982
22 Chattanooga, 1994
22 ETSU, 1991
22 Chattanooga, 2003
22 VMI, 1987
22 Chattanooga, 1986
22 Western Carolina, 1985
22 Elon, 2011
22 VMI, 2015

TOTAL OFFENSE PLAYS

1,088 Appalachian State, 2007
1,061 Furman, 2005
1,017 Appalachian State, 2009
1,006 Appalachian State, 2006
1,001 Appalachian State, 2005
1,001 Georgia Southern, 2010
981 Georgia Southern, 2002
980 Chattanooga, 2014
958 Appalachian State, 2008
954 Wofford, 2007

TOTAL OFFENSE YARDS

7,325 Appalachian State, 2007
6,580 Furman, 2005
6,575 Georgia Southern, 2002
6,536 Georgia Southern, 2012
6,511 Appalachian State, 2009
6,491 Appalachian State, 2008
6,347 Appalachian State, 2005
6,265 Appalachian State, 2006
6,090 Georgia Southern, 2011
6,069 Georgia Southern, 1999

TOTAL OFFENSE YARDS PER GAME

551.7 Georgia Southern, 1999
515.9 Samford, 2018
492.6 Georgia Southern, 1998
490.6 Marshall, 1992
488.3 Appalachian State, 2007
488.3 Georgia Southern, 2004
479.7 Samford, 2015
473.8 Wofford, 1999
470.0 Furman, 2005
469.8 Georgia Southern, 2005

POINTS SCORED

641 Appalachian State, 2007
564 Georgia Southern, 2004
550 Georgia Southern, 1999
528 Appalachian State, 2006
522 Appalachian State, 2008
493 Georgia Southern, 2002
492 Georgia Southern, 2011
488 Furman, 2005
486 Chattanooga, 2014
483 Georgia Southern, 2012

FEWEST POINTS ALLOWED

93 The Citadel, 1960 (8.5)
107 Furman, 1988 (9.7)
107 Furman, 1983 (9.7)
109 Appalachian State, 1985 (9.9)
123 Marshall, 1993 (11.2)
126 Appalachian State, 1987 (11.5)
132 Georgia Southern, 2001 (12.0)
135 Furman, 1989 (12.3)
137 Chattanooga, 1982 (12.4)
141 Furman, 1982 (12.8)

TOUCHDOWNS SCORED

85 Appalachian State, 2007
77 Georgia Southern, 2004
76 Georgia Southern, 1999
72 Appalachian State, 2008
71 Appalachian State, 2006
66 Georgia Southern, 2002
66 Georgia Southern, 2012
65 Georgia Southern, 2011
64 Georgia Southern, 2005
64 Furman, 2005

FIRST DOWNS

353 Furman, 2005
351 Appalachian State, 2007
343 Appalachian State, 2009
319 Appalachian State, 2006
318 Furman, 2004
317 Appalachian State, 2005
308 Georgia Southern, 2012
304 Appalachian State, 2008
304 Georgia Southern, 2011
298 Samford, 2018

PENALTIES (SINCE 1993)

106 Western Carolina, 2003
106 Appalachian State, 2005
104 Appalachian State, 2001
103 Georgia Southern, 2000
101 Marshall, 1996
100 ETSU, 1997
99 Appalachian State, 2007
99 Appalachian State, 2006
97 Chattanooga, 2004
97 Georgia Southern, 2003
97 Appalachian State, 2009

PENALTY YARDS (SINCE 1993)

968 Appalachian State, 2001
936 Appalachian State, 2005
918 Appalachian State, 2006
899 Appalachian State, 1999
890 Western Carolina, 2003
877 Georgia Southern, 2000
876 Appalachian State, 2009
875 Western Carolina, 2014
868 ETSU, 1997
867 Georgia Southern, 2012

SACKS BY

49 Furman, 1988
44 Appalachian State, 1994
40 Appalachian State, 2005
38 Chattanooga, 2016
37 Appalachian State, 1995
37 Appalachian State, 2006
37 Elon, 2009
35 Chattanooga, 2014
34 Georgia Southern, 1998
34 Wofford, 2008
34 Chattanooga, 2015
34 Furman, 2017

INTERCEPTIONS BY

28 Furman, 1986
28 VMI, 1959
27 Georgia Southern, 1997
25 VMI, 1997
24 Furman, 1983
23 Chattanooga, 1987
23 ETSU, 1986
23 The Citadel, 1974
22 Wofford, 2003
22 Appalachian State, 1997
22 Marshall, 1988
22 Western Carolina, 1983
22 Furman, 1982

~ ~ ~ MISCELLANEOUS ~ ~ ~

CONSECUTIVE SOUTHERN CONFERENCE WINS

30 West Virginia, 1952-59
26 Appalachian State, 2007-10
20 Alabama, 1924-26
20 Tulane, 1929-32

ANNUAL INDIVIDUAL LEADERS



INTERCEPTIONS

Year	Player, School	No.	Yards
1959	Alger Pugh, Virginia Tech	5	103
	Ed Hino, George Washington	5	14
1960	Duncan Morton, Davidson	4	18
	Johnny Watkins, Virginia Tech	4	210
1961	Tony Carmignani, Furman	6	123
1962	Joe Cannarella, The Citadel	6	49
1963	Dick Kern, William & Mary	8	116
1964	Lavern Barrs, Furman	6	22
1965	Bobby Ellis, East Carolina	5	67
	Todd Hicks, East Carolina	5	55
1966	Bobby Ellis, East Carolina	7	41
1967	Kerr Kump, VMI	7	160
1968	Steve Garrett, East Carolina	6	54
	Whit Morrow, Davidson	6	75
1969	Jimmy King, The Citadel	6	79
1970	Jeff Varnadoe, The Citadel	9	251
1971	Mike Fabian, Furman	5	62
	Jack Patterson, East Carolina	5	40
	Paul Scolaro, William & Mary	5	9
1972	Vince Perone, Furman	10	70
1973	Jim Bolding, East Carolina	7	84
1974	Curtis Boyd, Furman	6	105
1975	Jim Bolding, East Carolina	10	51
1976	Gerald Hall, East Carolina	6	153
1977	Kevin White, The Citadel	7	102
1978	Russ Huesman, Chattanooga	4	72
1979	Al McCloud, Chattanooga	7	68
1980	Chris Carter, The Citadel	6	68
	Richard Ward, Chattanooga	6	55
1981	Paul Humphries, Chattanooga	6	54
1982	Frank Ladson, VMI	7	29
	Steve Umberger, VMI	7	67
1983	Tiger Greene, Western Carolina	6	26
1984	Tiger Greene, Western Carolina	6	51
1985	Phillip Aldridge, Chattanooga (T6)	8	142
1986	Reggie Giles, Marshall (T5)	8	160
1987	J.D. Cauthen, The Citadel (T5)	8	79
	Reggie Solomon, Chattanooga	8	44
1988	Rick Harris, ETSU (T15)	6	139
	Mike Lowman, Chattanooga	6	28
1989	Ricky Gardin, Western Carolina	4	69
	Shannon Walker, The Citadel	4	39
	Tony Skole, The Citadel	4	4
1990	Joe Chirico, Marshall	5	37
	Boo Lassister, VMI	5	28
1991	Mark Mayo, Appalachian State	5	33
	Dewayne Arkadie, VMI	5	39
	Shannon Walker, The Citadel	5	33
1992	Torrence Forney, The Citadel (4)	7	71
1993	Donnie Abraham, ETSU (T8)	7	20
1994	Matt Stevens, Appalachian State (T1)	7	67
1995	Donnie Abraham, ETSU (T30)	5	189
	Brancis Williams, Georgia Southern	5	62
1996	Ron Faugue, Chattanooga (T19)	6	61
1997	John Keith, Furman (46)	4	103
	Tony Young, Wofford	4	92
1998	Arkee Thompson, Georgia Southern (T11)	6	47
	Marcus Johnson, The Citadel	6	33
1999	Arkee Thompson, Georgia Southern (T24)	5	74
	Corey Hall, Appalachian State	5	76
	Remi Awolowo, Appalachian State	5	86
2000	Justin Fryer, Western Carolina	7	78
2001	Tony Tiller, ETSU (5)	7	102
2002	Cam Newton, Furman (15)	6	101
	Musa Sarki, VMI (20)	6	134
	Montreal Harkley, ETSU (20)	6	107
	Rodney Johnson, Furman (20)	6	74
2003	Corey Lynch, Appalachian State (4)	6	61
	Montreal Harkley, ETSU	6	75
	Matt Nelson, Wofford	6	61
2004	A.J. Bryant, Georgia Southern (19)	6	165
2005	Brian Ford, Wofford (5)	6	5
2006	Brandon Jackson, Georgia Southern (T10)	5	17
2007	Corey Lynch, Appalachian State (24)	6	114
2008	Mark LeGree, Appalachian State (1)	10	32
2009	Mark LeGree, Appalachian State (T13)	7	81
2010	Torez Jones, Western Carolina (2)	12	54
2011	Demetrius McCray, Appalachian State (18)	5	8
2012	Jaquiski Tartt, Samford (24)	4	132
2013	Chris Armfield, Wofford (68)	3	34
2014	Trey Morgan, Western Carolina (5)	6	0
2015	Trey Robinson, Furman (22)	4	1
2016	Dee Delaney, The Citadel (10)	6	103
2017	Marvin Tillman, Western Carolina (8)	5	80
2018	Tyree Robinson, ETSU (7)	6	95

PUNTING

Year	Player, School	No.	Yards	Avg.
1953	Jimmy Thacker, Davidson	20	858	42.9
1954	Bobby Jordan, VMI	21	812	38.7
1955	Bob Wolfensen, Virginia Tech	29	1,157	39.9
1956	Bob Snider, West Virginia	15	585	39.0
1957	Bobby Jordan, VMI	39	1,642	42.1
1958	Sam Horner, VMI	28	1,193	42.6
1959	Paul Maguire, The Citadel	32	1,370	42.8
1960	Butch Porter, William & Mary	22	887	40.3
1961	Clyde Marsh, The Citadel	46	1,863	40.5
1962	Jake Adams, Virginia Tech	25	970	38.8
1963	Kroghie Andersen, The Citadel	38	1,581	41.6
1964	Carl Rhodes, VMI	43	1,651	38.4
1965	Mike Bragg, Richmond	67	2,794	41.7
1966	Mike Bragg, Richmond	58	2,482	42.8
1967	Mike Bragg, Richmond	78	3,229	41.4
1968	Jimmy Jordan, Furman	84	3,368	40.1
1969	Carrington Herbert, William & Mary	68	2,454	36.1
1970	David Cripe, William & Mary	62	2,449	39.5
1971	Russell Brown, William & Mary	51	2,183	42.8
1972	Jay Jones, Richmond	66	2,666	40.4
1973	Joe Parker, Appalachian State	59	2,503	42.4
1974	Joe Parker, Appalachian State	63	2,788	44.3
1975	Joe Parker, Appalachian State	43	1,830	42.6
1976	Joe Parker, Appalachian State	50	2,211	44.2
1977	Greg Cater, Chattanooga	58	2,426	41.8
1978	Greg Cater, Chattanooga	68	2,860	42.1
1979	Greg Cater, Chattanooga	62	2,638	42.5
1980	John Johnson, Furman	58	2,345	40.4
1981	John Johnson, Furman	34	1,413	41.6
1982	John Howell, Chattanooga (3)	61	2,616	42.9
1983	Pat Velarde, Marshall (1)	64	2,853	44.6
1984	Steve Kornegay, Western Carolina (1)	49	2,127	43.4
1985	George Cimadevilla, ETSU (2)	66	2,948	44.7
1986	Greg Davis, The Citadel (1)	61	2,723	44.6
1987	Anthony Bare, Western Carolina	55	2,183	39.7
1988	Billy Smith, Chattanooga (6)	79	3,273	41.4
1989	Pumpy Tudors, Chattanooga (1)	65	2,817	43.3
1990	Pumpy Tudors, Chattanooga (3)	63	2,810	44.6
1991	Harold Alexander, Appalachian State (1)	64	3,009	47.0
1992	Harold Alexander, Appalachian State (1)	55	2,245	40.8
1993	Ronnie McCutchan, Furman (2)	47	2,057	43.8
1994	Josh Siefkin, Chattanooga (12)	42	1,735	41.3
1995	Josh Siefkin, Chattanooga (3)	60	2,484	41.4
1996	Chris Hanson, Marshall	38	1,739	45.8
1997	Ken Hinsley, Western Carolina (4)	46	2,032	44.2
1998	Ken Hinsley, Western Carolina (3)	57	2,536	44.5
1999	Brian Reilly, Appalachian State (5)	41	1,739	42.4
2000	Nate McKinney, Appalachian State (4)	48	2,042	42.5
2001	Jimmy Miner, Wofford (8)	48	2,016	42.0
2002	Brent Barth, VMI (3)	64	3,032	47.4
2003	Nate McKinney, Appalachian State (3)	74	3,294	44.5
2004	Tim Mayse, Western Carolina (26)	51	2,032	39.8
2005	Tim Mayse, Western Carolina (11)	49	2,048	41.8
2006	Brandon Lane, Elon (11)	35	1,485	42.4
2007	Brandon Lane, Elon (8)	48	2,060	42.9
2008	Brandon Lane, Elon (-)	40	1,659	41.5
2009	Bob Hooper, Samford (13)	73	3,026	41.5
2010	Charlie Edwards, Georgia Southern (17)	56	2,298	41.0
2011	Cass Couey, The Citadel (5)	40	1,719	43.0
2012	Sam Martin, Appalachian State (3)	60	2,755	45.9
2013	Bentlee Critcher, Appalachian State	52	2,340	45.9
2014	Greg Peranich, Samford (13)	52	2,229	42.9
2015	Matt Shiel, Mercer (7)	44	1,941	44.1
2016	Ian Berryman, Western Carolina (4)	52	2,335	44.9
2017	Austin Barnard, Samford (2)	54	2,441	45.2
2018	Matt Campbell, The Citadel (5)	51	2,264	44.4

Note: National ranking in parenthesis

ANNUAL TEAM LEADERS



1962	West Virginia	10	211	21.1	1975	The Citadel	11	97	8.8
1963	Virginia Tech	10	216	21.6	1976	East Carolina	11	116	10.5
1964	Virginia Tech	10	224	22.4	1977	VMI	11	15	14.1
1965	East Carolina	9	268	29.8	1978	Chattanooga	11	192	17.5
1966	Davidson	9	209	23.2	1979	ETSU	11	150	13.6
1967	East Carolina	10	253	25.3	1980	Furman	11	177	16.1
1968	Richmond	10	241	24.1	1981	The Citadel	11	151	13.7
1969	Davidson	10	333	33.3	1982	Chattanooga (7)	11	137	12.5
1970	Furman	11	261	23.7	1983	Furman (4)	11	107	9.7
1971	The Citadel	11	366	33.3	1984	Western Carolina	11	166	15.1
1972	East Carolina	11	269	24.5	1985	Appalachian State (1)	11	109	9.9
1973	East Carolina	11	352	32.0	1986	Appalachian State (5)	11	148	13.5
1974	East Carolina	11	250	22.7	1987	Appalachian State (2)	11	126	11.5
1975	Appalachian State	11	337	30.6	1988	Furman (1)	11	107	9.7
1976	East Carolina	11	278	25.3	1989	Furman (4)	11	135	12.3
1977	Chattanooga	11	265	24.1	1990	Marshall (7)	11	162	14.7
1978	Appalachian State	11	338	30.7	1991	The Citadel (19)	11	183	16.6
1979	Chattanooga	11	349	31.7	1992	The Citadel (1)	11	143	13.0
1980	Chattanooga	11	300	27.3	1993	Marshall (1)	11	123	11.2
1981	Furman	11	293	26.6	1994	Marshall (7)	11	152	13.8
1982	Appalachian State (20)	11	270	24.5	1995	Georgia Southern	11	168	15.3
1983	Furman (3)	11	378	34.4	1996	Marshall (9)	11	153	13.9
1984	Furman (T6)	11	363	33.0	1997	Georgia Southern (16)	11	176	16.0
1985	Furman (7)	11	384	34.9	1998	Appalachian State (10)	11	160	14.5
1986	Furman	11	328	29.8	1999	Georgia Southern (5)	11	171	15.5
1987	Marshall (9)	11	340	30.9	2000	Furman (14)	11	178	16.2
1988	Appalachian State (15)	11	324	29.5	2001	Georgia Southern (4)	11	132	12.0
1989	Furman (14)	11	345	31.4	2002	Georgia Southern (7)	14	190	13.6
1990	Furman (14)	11	345	31.4	2003	Wofford (3)	13	183	14.1
1991	Marshall (4)	11	414	37.6	2004	Furman (8)	13	216	16.6
1992	Marshall (1)	11	466	42.4	2005	Appalachian State (17)	15	282	18.8
1993	Georgia Southern	11	329	29.9	2006	Appalachian State (9)	15	223	14.9
1994	Marshall (3)	11	459	41.7	2007	Wofford (52)	13	323	24.9
1995	Marshall (9)	11	366	33.3	2008	Samford (15)	11	207	18.8
1996	Marshall (2)	11	465	42.3	2009	Elon (3)	12	158	13.2
1997	Georgia Southern (13)	11	364	33.1	2010	Georgia Southern (11)	15	277	18.5
1998	Georgia Southern (2)	11	468	42.5	2011	Chattanooga (17)	11	217	19.7
1999	Georgia Southern (1)	11	550	50.0	2012	Wofford (7)	13	216	16.6
2000	Appalachian State (21)	11	375	34.1	2013	Chattanooga (11)	12	245	20.4
2001	Georgia Southern (8)	11	410	37.3	2014	Chattanooga (11)	14	271	19.4
2002	Georgia Southern (6)	14	493	35.2	2015	Mercer (32)	11	238	21.6
2003	Wofford (52)	13	374	28.8	2016	Wofford (6)	14	239	17.1
2004	Georgia Southern (1)	12	564	47.0	2017	Samford (35)	12	267	22.2
2005	Georgia Southern (6)	12	456	38.0	2018	Wofford (8)	13	247	19.0
2006	Appalachian State (3)	15	528	35.2					
2007	Appalachian State (2)	15	641	42.7					
2008	Appalachian State (5)	14	522	37.3					
2009	Appalachian State (12)	14	465	33.2					
2010	Appalachian State (7)	13	446	34.3					
2011	Georgia Southern (11)	14	492	35.1					
2012	Georgia Southern (12)	14	483	34.5					
2013	Georgia Southern	11	368	33.5					
2014	Chattanooga (20)	14	486	34.7					
2015	Samford (18)	11	381	34.6					
2016	Samford (12)	12	421	35.1					
2017	Furman (22)	13	424	32.6					
2018	Samford (9)	11	423	38.5					

SCORING DEFENSE

Year	Team	G	Points	PPG
1953	Furman	9	100	11.1
1954	Richmond	9	54	6.0
1955	Richmond	9	82	9.1
1956	George Washington	10	81	8.1
1957	VMI	10	101	10.1
1958	VMI	10	99	9.9
1959	VMI	10	93	9.3
1960	The Citadel	10	66	6.6
1961	VMI	10	105	10.5
1962	VMI	10	119	11.9
1963	Virginia Tech	10	125	12.5
1964	Davidson	9	152	16.9
1965	East Carolina	9	83	9.2
1966	William & Mary	10	144	14.4
1967	West Virginia	10	117	11.7
1968	Richmond	10	129	12.9
1969	Richmond	10	170	17.0
1970	Furman	11	204	18.5
1971	Richmond	10	159	15.9
1972	Richmond	10	150	15.0
1973	Richmond	10	112	11.2
1974	Furman	11	166	15.1

Note: National ranking in parenthesis



The Josh Williams-led Chattanooga defense surrendered 19.7 points per game in 2011, leading the SoCon in scoring defense for the first time since 1982. The Mocs would go on to lead the league in that category twice more in the next three years.



FCS PLAYOFF HISTORY

Conferences in the FCS NCAA Playoffs

Conference (First year)	Overall	Titles	Pct.
Missouri Valley (1985)	107-68	10	.611
Independent	60-40	7	.600
Southern (1982)	109-75	8	.592
Big Sky (1979)	89-82	6	.520
Colonial Athletic (1978)	95-102	6	.482
Southland (1982)	61-67	1	.477
Big South (2006)	11-14	0	.440
Ohio Valley (1979)	33-59	2	.359
Patriot (1997)	14-26	0	.350
Great West (2004-11)	1-2	0	.333
Pioneer (2013)	2-6	0	.250
Northeast (2010)	2-9	0	.182
Mid-Eastern Athletic (1981)	6-30	0	.167
Southwestern Athletic (1978)	0-19	0	.000

SoCon vs. FCS leagues

Conference	Overall	Pct.
Big Sky	11-10	.524
Big South	3-3	.500
Colonial Athletic	27-17	.614
Independent	10-8	.556
Mid-Eastern Athletic	10-2	.833
Missouri Valley	13-11	.542
Ohio Valley	12-7	.632
Patriot	5-0	1.000
Southern	10-10	.500
Southland	7-7	.500
Southwestern Athletic	1-0	1.000
Total	109-75	.592

Championships won

Team	Championships	Years
North Dakota State	7	2011, 2012, 2013, 2014, 2015, 2017, 2018
Georgia Southern	6	1985, 1986, 1989, 1990, 1999, 2000
Youngstown State	4	1991, 1993, 1994, 1997
Appalachian State	3	2005, 2006, 2007
Eastern Kentucky	2	1979, 1982
James Madison	2	2004, 2016
Marshall	2	1992, 1996
Montana	2	1995, 2001
Boise State	1	1980
Delaware	1	2003
Eastern Washington	1	2010
Florida A&M	1	1978
Furman	1	1988
Idaho State	1	1981
Massachusetts	1	1998
Montana State	1	1984
Northeast Louisiana	1	1987
Richmond	1	2008
Southern Illinois	1	1983
Villanova	1	2009
Western Kentucky	1	2002

Bold denotes championship won as a member of the SoCon

Playoff results

1982		
1st round	South Carolina State 17, FURMAN 0	Greenville, S.C.
1983		
1st round	WESTERN CAROLINA 24, Colgate 23	Cullowhee, N.C.
Quarterfinal	FURMAN 35, Boston University 16	Greenville, S.C.
	WESTERN CAROLINA 28, Holy Cross 21	Worcester, Mass.
Semifinal	WESTERN CAROLINA 14, FURMAN 7	Greenville, S.C.
Final	Southern Illinois 43, WESTERN CAROLINA 7	Charleston, S.C.

1984		
1st round	Arkansas State 37, CHATTANOOGA 10	Jonesboro, Ark.

1985		
Quarterfinal	FURMAN 59, Rhode Island 15	Greenville, S.C.
Semifinal	FURMAN 35, Nevada-Reno 12	Greenville, S.C.
Final	Georgia Southern 44, FURMAN 42	Tacoma, Wash.

1986		
1st round	Nicholls State 28, APPALACHIAN STATE 26	Boone, N.C.
	Eastern Kentucky 23, FURMAN 10	Greenville, S.C.

1987		
1st round	APPALACHIAN STATE 20, Richmond 3	Boone, N.C.
	MARSHALL 41, James Madison 12	Huntington, W.Va.
Quarterfinal	APPALACHIAN STATE 19, Georgia Southern 0	Boone, N.C.
	MARSHALL 51, Weber State 23	Huntington, W.Va.
Semifinal	MARSHALL 24, APPALACHIAN STATE 10	Boone, N.C.
Final	Northeast Louisiana 43, MARSHALL 42	Pocatello, Idaho

1988		
1st round	Georgia Southern 38, THE CITADEL 20	Statesboro, Ga.
	FURMAN 21, Delaware 7	Greenville, S.C.
	MARSHALL 7, North Texas 0	Huntington, W.Va.
Quarterfinal	FURMAN 13, MARSHALL 9	Huntington, W.Va.
Semifinal	FURMAN 38, Idaho 7	Greenville, S.C.
Final	FURMAN 17, Georgia Southern 12	Pocatello, Idaho

1989		
1st round	Middle Tenn. 24, APPALACHIAN STATE 21	Murfreesboro, Tenn.
	FURMAN 24, William & Mary 10	Greenville, S.C.
Quarterfinal	FURMAN 42, Youngstown State 23	Greenville, S.C.
Semifinal	Stephen F. Austin 21, FURMAN 19	Greenville, S.C.

1990		
1st round	Georgia Southern 31, THE CITADEL 0	Statesboro, Ga.
	FURMAN 45, Eastern Kentucky 17	Greenville, S.C.
Quarterfinal	Nevada-Reno 42, FURMAN 35 (3OT)	Reno, Nev.

1991		
1st round	Eastern Kentucky 14, APPALACHIAN STATE 3	Richmond, Ky.
	MARSHALL 20, Western Illinois 17 (OT)	Huntington, W.Va.
Quarterfinal	MARSHALL 41, Northern Iowa 13	Huntington, W.Va.
Semifinal	MARSHALL 14, Eastern Kentucky 7	Huntington, W.Va.
Final	Youngstown State 25, MARSHALL 17	Statesboro, Ga.

1992		
1st round	Middle Tenn. 35, APPALACHIAN STATE 10	Murfreesboro, Tenn.
	THE CITADEL 44, North Carolina A&T 0	Charleston, S.C.
	MARSHALL 44, Eastern Kentucky 0	Huntington, W.Va.
Quarterfinal	Youngstown State 42, THE CITADEL 17	Charleston, S.C.
	MARSHALL 35, Middle Tennessee 21	Huntington, W.Va.
Semifinal	MARSHALL 28, Delaware 7	Huntington, W.Va.
Final	MARSHALL 31, Youngstown State 28	Huntington, W.Va.

1993		
1st round	GEORGIA SOUTHERN 14, Eastern Kentucky 12	Statesboro, Ga.
	MARSHALL 28, Howard 14	Huntington, W.Va.
Quarterfinal	Youngstown State 34, GEORGIA SOUTHERN 14	Youngstown, Ohio
	MARSHALL 34, Delaware 31	Huntington, W.Va.
Semifinal	MARSHALL 24, Troy State 21	Huntington, W.Va.
Final	Youngstown State 17, MARSHALL 5	Huntington, W.Va.

1994		
1st round	APPALACHIAN STATE 17, New Hampshire 10 (OT)	Durham, N.H.
	MARSHALL 49, Middle Tennessee 14	Huntington, W.Va.
Quarterfinal	Boise State 17, APPALACHIAN STATE 14	Boise, Idaho
	MARSHALL 28, James Madison 21 (OT)	Huntington, W.Va.
Semifinal	Boise State 28, MARSHALL 24	Boise, Idaho

#SoConFB

FCS PLAYOFF HISTORY



1995

1st round	APPALACHIAN STATE 31, James Madison 24 GEORGIA SOUTHERN 24, Troy State 21	Boone, N.C. Troy, Ala.
Quarterfinal	MARSHALL 38, Jackson State 8 Stephen F. Austin 27, APPALACHIAN STATE 17	Huntington, W.Va. Boone, N.C.
Semifinal	Montana 45, GEORGIA SOUTHERN 0 MARSHALL 41, Northern Iowa 24	Missoula, Mont. Huntington, W.Va.
Final	MARSHALL 25, McNeese State 13 Montana 22, MARSHALL 20	Lake Charles, La. Huntington, W.Va.

1996

1st round	ETSU 35, Villanova 29 FURMAN 42, Northern Arizona 31	Johnson City, Tenn. Flagstaff, Ariz.
Quarterfinal	MARSHALL 59, Delaware 14 MARSHALL 54, FURMAN 0	Huntington, W.Va. Huntington, W.Va.
Semifinal	Montana 44, ETSU 14 MARSHALL 31, Northern Iowa 14	Missoula, Mont. Huntington, W.Va.
Final	MARSHALL 49, Montana 29	Huntington, W.Va.

1997

1st round	GEORGIA SOUTHERN 52, Florida A&M 37	Statesboro, Ga.
Quarterfinal	Delaware 16, GEORGIA SOUTHERN 7	Newark, Del.

1998

1st round	GEORGIA SOUTHERN 49, Colgate 28 APPALACHIAN STATE 45, Tennessee State 31	Statesboro, Ga. Boone, N.C.
Quarterfinal	GEORGIA SOUTHERN 52, Connecticut 30 Northwestern St. 31, APPALACHIAN STATE 20	Statesboro, Ga. Natchitoches, La.
Semifinal	GEORGIA SOUTHERN 42, Western Illinois 14	Statesboro, Ga.
Final	Massachusetts 55, GA. SOUTHERN 43	Chattanooga, Tenn.

1999

1st round	GEORGIA SOUTHERN 72, Northern Arizona 29 Massachusetts 30, FURMAN 23 OT	Statesboro, Ga. Greenville, S.C.
Quarterfinal	Florida A&M 44, APPALACHIAN STATE 29 GEORGIA SOUTHERN 38, Massachusetts 21	Boone, N.C. Statesboro, Ga.
Semifinal	GEORGIA SOUTHERN 28, Illinois State 17	Statesboro, Ga.
Final	GEORGIA SOUTHERN 59, Youngstown St. 24	Chattanooga, Tenn.

2000

1st round	GEORGIA SOUTHERN 42, McNeese State 17 Hofstra 31, FURMAN 24	Statesboro, Ga. Greenville, S.C.
Quarterfinal	APPALACHIAN STATE 33, Troy State 30 GEORGIA SOUTHERN 48, Hofstra 20	Troy, Ala. Statesboro, Ga.
Semifinal	APPALACHIAN STATE 17, W. Kentucky 14 GEORGIA SOUTHERN 27, Delaware 18	Bowling Green, Ky. Statesboro, Ga.
Final	Montana 19, APPALACHIAN STATE 16 (OT) GEORGIA SOUTHERN 27, Montana 25	Missoula, Mont. Chattanooga, Tenn.

2001

1st round	GEORGIA SOUTHERN 60, Florida A&M 35 FURMAN 24, Western Kentucky 20	Statesboro, Ga. Greenville, S.C.
Quarterfinal	APPALACHIAN STATE 40, William & Mary 27 GEORGIA SOUTHERN 38, APPALACHIAN STATE 24	Boone, N.C. Statesboro, Ga.
Semifinal	FURMAN 34, Lehigh 17	Greenville, S.C.
Final	FURMAN 24, GEORGIA SOUTHERN 17 Montana 13, FURMAN 6	Statesboro, Ga. Chattanooga, Tenn.

2002

1st round	GEORGIA SOUTHERN 34, Bethune-Cookman 0 Villanova 45, FURMAN 38	Statesboro, Ga. Philadelphia, Pa.
Quarterfinal	Maine 14, APPALACHIAN STATE 13 GEORGIA SOUTHERN 31, Maine 7	Boone, N.C. Statesboro, Ga.
Semifinal	Western Kentucky 31, GEORGIA SOUTHERN 28	Statesboro, Ga.

2003

1st round	WOFFORD 31, North Carolina A&T 10	Spartanburg, S.C.
Quarterfinal	WOFFORD 34, Western Kentucky 17	Spartanburg, S.C.
Semifinal	Delaware 24, WOFFORD 9	Newark, Del.

2004

1st round	New Hampshire 27, GEORGIA SOUTHERN 21 FURMAN 49, Jacksonville State 7	Statesboro, Ga. Greenville, S.C.
Quarterfinal	James Madison 14, FURMAN 13	Greenville, S.C.

2005

1st round	APPALACHIAN STATE 34, Lafayette 23 Texas State 50, GEORGIA SOUTHERN 35	Boone, N.C. San Marcos, Texas
Quarterfinal	FURMAN 14, Nicholls State 12 APPALACHIAN STATE 38, Southern Illinois 24	Greenville, S.C. Boone, N.C.
Semifinal	FURMAN 24, Richmond 20 APPALACHIAN STATE 29, FURMAN 23	Richmond, Va. Boone, N.C.
Final	APPALACHIAN STATE 21, Northern Iowa 16	Chattanooga, Tenn.

2006

1st round	Montana State 31, FURMAN 13 APPALACHIAN STATE 45, Coastal Carolina 28	Bozeman, Mont. Boone, N.C.
Quarterfinal	APPALACHIAN STATE 38, Montana State 17	Boone, N.C.
Semifinal	APPALACHIAN STATE 49, Youngstown State 24	Boone, N.C.
Final	APPALACHIAN STATE 28, Massachusetts 17	Chattanooga, Tenn.

2007

1st round	APPALACHIAN STATE 28, James Madison 27 WOFFORD 23, Montana 22	Boone, N.C. Missoula, Mont.
Quarterfinal	APPALACHIAN STATE 38, Eastern Washington 35 Richmond 21, WOFFORD 10	Boone, N.C. Spartanburg, S.C.
Semifinal	APPALACHIAN STATE 55, Richmond 35	Boone, N.C.
Final	APPALACHIAN STATE 49, Delaware 21	Chattanooga, Tenn.

2008

1st round	APPALACHIAN STATE 37, South Carolina State 21 James Madison 38, WOFFORD 35	Boone, N.C. Harrisonburg, Va.
Quarterfinal	Richmond 38, APPALACHIAN STATE 10	Boone, N.C.

2009

1st round	APPALACHIAN STATE 20, South Carolina State 13 Richmond 16, ELON 13	Boone, N.C. Richmond, Va.
Quarterfinal	APPALACHIAN STATE 35, Richmond 31	Richmond, Va.
Semifinal	Montana 24, APPALACHIAN STATE 17	Missoula, Mont.

2010

1st round	GEORGIA SOUTHERN 41, South Carolina State 16	Statesboro, Ga.
2nd round	GEORGIA SOUTHERN 31, William & Mary 15 APPALACHIAN STATE 42, Western Illinois 14	Williamsburg, Va. Boone, N.C.
Quarterfinal	WOFFORD 17, Jacksonville State 14 Villanova 42, APPALACHIAN STATE 24	Jacksonville, Ala. Boone, N.C.
Semifinal	GEORGIA SOUTHERN 23, WOFFORD 20 Delaware 27, GEORGIA SOUTHERN 10	Spartanburg, S.C. Newark, Del.

2011

2nd round	GEORGIA SOUTHERN 55, Old Dominion 48 Maine 34, APPALACHIAN STATE 12	Statesboro, Ga. Boone, N.C.
Quarterfinal	Northern Iowa 28, WOFFORD 21 GEORGIA SOUTHERN 35, Maine 23	Cedar Falls, Iowa Statesboro, Ga.
Semifinal	North Dakota State 35, GEORGIA SOUTHERN 7	Fargo, N.D.

2012

2nd round	GEORGIA SOUTHERN 24, Central Arkansas 16 Illinois State 38, APPALACHIAN STATE 37 (OT)	Statesboro, Ga. Boone, N.C.
Quarterfinal	WOFFORD 23, New Hampshire 7 GEORGIA SOUTHERN 49, Old Dominion 35	Spartanburg, S.C. Norfolk, Va.
Semifinal	North Dakota State 14, WOFFORD 7 North Dakota State 23, GEORGIA SOUTHERN 20	Fargo, N.D. Fargo, N.D.

2013

1st round	FURMAN 30, South Carolina State 20 Jacksonville State 55, SAMFORD 14	Orangeburg, S.C. Jacksonville, Ala.
2nd round	North Dakota State 38, FURMAN 7	Fargo, N.D.

2014

2nd round	CHATTANOOGA 35, Indiana State 14	Chattanooga, Tenn.
Quarterfinal	New Hampshire 35, CHATTANOOGA 30	Durham, N.H.

2015

1st round	CHATTANOOGA 50, Fordham 20 THE CITADEL 41, Coastal Carolina 38	Chattanooga, Tenn. Conway, S.C.
2nd round	Jacksonville State 41, CHATTANOOGA 35 (OT) Charleston Southern 14, THE CITADEL 6	Jacksonville, Ala. Charleston, S.C.



FCS PLAYOFF HISTORY

2016

1st round	CHATTANOOGA 45, Weber State 14 WOFFORD 15, Charleston Southern 34 Youngstown State 38, SAMFORD 24	Chattanooga, Tenn. Charleston, S.C. Youngstown, Ohio
2nd round	WOFFORD 17, THE CITADEL 3 Sam Houston State 41, CHATTANOOGA 36	Charleston, S.C. Huntsville, Texas
Quarterfinal	Youngstown State 30, WOFFORD 23 (2OT)	Youngstown, Ohio

2017

1st round	Kennesaw State 28, SAMFORD 17 FURMAN 28, Elon 27	Kennesaw, Ga. Elon, N.C.
2nd round	WOFFORD 28, FURMAN 10	Spartanburg, S.C.
Quarterfinal	North Dakota State 42, WOFFORD 10	Fargo, N.D.

2018

1st round	WOFFORD 19, Elon 7 Jacksonville State 34, ETSU 27	Spartanburg, S.C. Jacksonville, Ala.
2nd round	Kennesaw State 13, WOFFORD 10	Kennesaw, Ga.

Current SoCon schools in the playoffs

Team	App.	Won	Lost	Pct.	Champion	Runner-up
The Citadel	5	2	5	.286	0	0
ETSU	2	1	2	.333	0	0
Furman	17	19	16	.543	1	2
Mercer	0	0	0	.000	0	0
Samford	5	2	5	.286	0	0
Chattanooga	4	3	4	.429	0	0
VMI	0	0	0	.000	0	0
Western Carolina	1	3	1	.750	0	1
Wofford	9	9	9	.500	0	0

SoCon records in the playoffs


	Nonconference	Overall
Opening Round*:	8-4	8-4
Second Round:	46-27	48-29
In Quarterfinals:	25-17	29-21
In Semifinals:	12-9	16-13
In Championship Game:	8-8	8-8
All rounds in FCS Playoffs	99-65	109-75
All rounds percentage	.604	.592

*- Field was expanded from 16 to 20 teams in 2010. First round of four games was added to start the playoffs. Four more games were added when field expanded in 2013.

NCAA FCS Championship game results

Year	Result	Site (Attendance)
1978	Florida A&M 35, Massachusetts 20	Wichita Falls, Texas (13,604)
1979	Eastern Kentucky 30, Lehigh 7	Orlando, Fla. (5,500)
1980	Boise State 31, Eastern Kentucky 29	Sacramento, Calif. (8,157)
1981	Idaho State 34, Eastern Kentucky 23	Wichita Falls, Texas (11,003)
1982	Eastern Kentucky 17, Delaware 14	Wichita Falls, Texas (11,257)
1983	Southern Illinois 43, WESTERN CAROLINA 17	CHARLESTON, S.C. (15,950)
1984	Montana State 19, Louisiana Tech 6	CHARLESTON, S.C. (9,125)
1985	Georgia Southern 44, FURMAN 42	Tacoma, Wash. (5,306)
1986	Georgia Southern 48, Arkansas State 21	Tacoma, Wash. (4,419)
1987	Northeast Louisiana 43, MARSHALL 42	Pocatello, Idaho (11,513)
1988	FURMAN 17, Georgia Southern 12	Pocatello, Idaho (11,500)
1989	Georgia Southern 37, Stephen F. Austin 34	Statesboro, Ga. (25,725)
1990	Georgia Southern 36, Nevada-Reno 13	Statesboro, Ga. (23,204)
1991	Youngstown State 25, MARSHALL 17	Statesboro, Ga. (12,667)
1992	MARSHALL 31, Youngstown State 28	HUNTINGTON, W.VA. (31,304)
1993	Youngstown State 17, MARSHALL 5	HUNTINGTON, W.VA. (29,218)
1994	Youngstown State 28, Boise State 14	HUNTINGTON, W.VA. (27,674)
1995	Montana 22, MARSHALL 20	HUNTINGTON, W.VA. (32,106)
1996	MARSHALL 49, Montana 29	HUNTINGTON, W.VA. (30,052)
1997	Youngstown State 10, McNeese State 9	CHATTANOOGA, TENN. (14,771)
1998	Massachusetts 55, GA. SOUTHERN 43	CHATTANOOGA, TENN. (17,501)
1999	GEORGIA SOUTHERN 59, Youngstown St. 24	CHATTANOOGA, TENN. (20,052)
2000	GEORGIA SOUTHERN 27, Montana 25	CHATTANOOGA, TENN. (17,156)
2001	Montana 13, FURMAN 6	CHATTANOOGA, TENN. (12,698)
2002	Western Kentucky 34, McNeese State 14	CHATTANOOGA, TENN. (12,360)
2003	Delaware 40, Colgate 0	CHATTANOOGA, TENN. (14,281)
2004	James Madison 31, Montana 21	CHATTANOOGA, TENN. (16,771)
2005	APPALACHIAN STATE 21, Northern Iowa 16	CHATTANOOGA, TENN. (20,236)
2006	APPALACHIAN STATE 28, UMass 17	CHATTANOOGA, TENN. (22,808)
2007	APPALACHIAN STATE 49, Delaware 21	CHATTANOOGA, TENN. (23,010)
2008	Richmond 24, Montana 7	CHATTANOOGA, TENN. (17,823)
2009	Villanova 23, Montana 21	CHATTANOOGA, TENN. (14,328)
2010	Eastern Washington 20, Delaware 19	Frisco, Texas (13,027)
2011	North Dakota State 17, Sam Houston State 6	Frisco, Texas (20,586)
2012	North Dakota State 39, Sam Houston State 13	Frisco, Texas (21,411)
2013	North Dakota State 35, Towson 7	Frisco, Texas (19,802)
2014	North Dakota State 29, Illinois State 27	Frisco, Texas (20,918)
2015	North Dakota State 37, Jacksonville State 10	Frisco, Texas (21,836)
2016	James Madison 28, Youngstown State 14	Frisco, Texas (14,423)
2017	North Dakota State 17, James Madison 13	Frisco, Texas (19,090)
2018	North Dakota State 38, Eastern Washington 24	Frisco, Texas (17,802)

Southern Conference teams and sites listed in caps.



Georgia Southern's J.R. Revere had a 66-yard touchdown run in the Eagles' 59-24 win over Youngstown State in the 1999 title game.

#SoConFB

FCS NATIONAL CHAMPIONS



1988: Furman 17, Georgia Southern 12

Dec. 17, 1988, Pocatello, Idaho

Unheralded Furman (13-2) downed Georgia Southern (12-3), 17-12, to capture the 1988 I-AA national championship.

Coach Erk Russell's team scored first when David Cool booted a 55-yard field goal, the longest in school history, to give the Eagles a 3-0 advantage midway through the first quarter. Furman's Frankie DeBusk moved the Paladins 88 yards in 13 plays and his 19-yard pass to Greg Key gave Furman the lead. Glen Connally's 36-yard field goal gave Furman a 10-3 lead at intermission.

After Cool's 48-yard field goal midway through the third quarter made it 10-6, Furman responded and scored on Dwight Sterling's 5-yard run to cap an 80-yard drive. Connally's extra point gave the Paladins a 17-6 cushion late in the third quarter. Georgia Southern's Mark Giles blocked a Bruce Leicht punt and returned it 30 yards for a touchdown with 12:22 left to make the score 17-12.

All-American linebacker Jeff Blankenship intercepted a Raymond Gross pass in the final minutes to seal the title for the Paladins.

	1Q	2Q	3Q	4Q	F
Georgia Southern	3	0	3	6	- 12
Furman	7	3	7	0	- 17

GSU- David Cool 55 FG

FUR- Greg Key 19 pass from Frankie DeBusk (Glen Connally kick)


FUR- Connally 36 FG

GSU- Cool 48 FG

FUR- Dwight Sterling 5 run (Connally kick)

GSU- Mark Giles 39 blocked punt return (pass failed)

Team Stats	FUR	GSU
First Downs	17	14
Rushes-Yards	54-231	52-134
Passing Yards	124	64
Passes	7-11-1	5-17-2
Plays-Yards	65-335	69-198
Fumbles-Lost	2-1	5-1
Penalties-Yards	5-34	3-27
Punts-Average	5-32.2	4-47.3
Possession	33:09	26:51



Sophomore quarterback Frankie DeBusk (22) led Furman to the 1988 national championship with a 17-12 win over Georgia Southern, as the Paladins became the first SoCon team and the first private school to claim the nation's top prize.

1992: Marshall 31, Youngstown State 28

Dec. 19, 1992, Huntington, W.Va.

Willy Merrick, taking over the kicking duties after his brother was suspended, booted a game-winning 22-yard field goal with 10 seconds left to lift Marshall (12-3) to the I-AA Championship title with a 31-28 victory over Youngstown State (11-3-1). It was the first field goal of Merrick's career and he added four extra points in the title game.

Marshall led 14-0 at intermission and increased the lead to 28-0 midway through the third quarter. But coach Jim Tressell's Penguins scored 28 straight points to tie the game on Kevin Smith's third touchdown of the day, a 10-yard run with 3:28 to go in the contest setting up Merrick's last-second heroics.

The Thundering Herd drove 76 yards in 14 plays and Michael Payton completed 7-of-9 passes for 60 yards in the game-winning drive. After a Marshall timeout, center Merrick kicked the game-winning field goal squarely through the uprights. Youngstown State drove to its own 29-yard line as the game ended.

	1Q	2Q	3Q	4Q	F
Youngstown State	0	0	14	14	- 28
Marshall	0	14	14	3	- 31

MU- Mike Bartum 6 pass from Michael Payton (Willy Merrick kick)

MU- Orlando Hatchett 5 run (Merrick kick)

MU- Glenn Pedro 1 run (Merrick kick)

MU- Hatchett 22 pass from Payton (Merrick kick)

YSU- Darian Williams 30 pass from Mike Cochran (Jeff Wilkins kick)


YSU- Kevin Smith 4 run (Wilkins kick)

YSU- Smith 1 run (Wilkins kick)

YSU- Smith 10 run (Wilkins kick)

MU- Merrick 25 FG

Team Stats	MU	YSU
First Downs	26	17
Rushes-Yards	42-185	34-116
Passing Yards	270	256
Passes	25-40-1	18-31-2
Plays-Yards	82-455	65-372
Fumbles-Lost	0-0	1-1
Penalties-Yards	7-40	3-20
Punts-Average	5-39.8	6-41.6
Possession	32:03	27:57



Willy Merrick kicked his first career field goal with 10 seconds remaining to send Marshall to its first FCS title with a 31-28 victory over Youngstown State.



FCS NATIONAL CHAMPIONS

1996: Marshall 49, Montana 29

Dec. 21, 1996, Huntington, W.Va.

In its final game in Division I-AA and as a member of the Southern Conference, No. 2-ranked Marshall (15-0) completed a perfect season by downing No. 1-ranked Montana (14-1), 49-29, to win its second national championship in five years. It marked the first time that two undefeated teams had met in the title game. The game was a rematch of the 1995 championship contest, won by Montana, 22-20.

Wide receiver Randy Moss, who would go on to NFL stardom, hauled in nine passes for 220 yards and four touchdowns leading the Thundering Herd to the victory. Moss set playoff records for touchdown receptions (9) and receiving yardage (636).

Coach Bob Pruett's team built a 46-6 lead in the fourth quarter. Eric Kresser tied a school and conference record with his 35th touchdown pass of the season.


Griz quarterback Brian Ah Yat set playoff records for pass completions (36) while wide receiver Joe Douglass set a playoff mark with 13 receptions.

Marshall downed Delaware (59-14), Furman (54-0) and Northern Iowa (31-14) setting up the title game with the Grizzlies.

	1Q	2Q	3Q	4Q	F
Marshall	14	9	16	10	- 49
Montana	0	6	0	23	- 29

- MU- Randy Moss 19 pass from Eric Kresser (Tim Openlander kick)
- MU- Marshall Chapman 61 run (Openlander kick)
- MU- Moss 70 pass from Kresser (kick failed)
- MU- Openlander 20 FG
- MON- Andy Larson 40 FG
- MON- Larson 27 FG
- MU- Moss 54 pass from Kresser (Openlander kick)
- MU- Chapman 9 run (Openlander kick)
- MU- Safety, Ah Yat intentional grounding
- MU- Moss 28 pass from Kresser (Openlander kick)
- MON- Joe Douglass 4 pass from Brian Ah Yat (Dallas Neil pass from Ah Yat)
- MON- Josh Branan 2 run (Neil pass from Ah Yat)
- MU- Openlander 37 FG
- MON- Jeff Paffhausen 18 pass from Ah Yat (Larson kick)

Team Stats	MU	MON
First Downs	21	31
Rushes-Yards	36-217	35-95
Passing Yards	324	335
Passes	18-28-0	36-55-1
Plays-Yards	64-541	90-430
Fumbles-Lost	0-0	2-1
Penalties-Yards	9-79	8-49
Punts-Average	5-38.8	4-42.5
Possession	28:47	31:13



Randy Moss hauled in four touchdown passes in Marshall's 49-29 championship victory over Montana as the Thundering Herd avenged a two-point loss to the Grizzlies in 1995.

1999: Georgia Southern 59, Youngstown State 24

Dec. 18, 1999, Chattanooga, Tenn.

Adrian Peterson ran for a playoff record 247 yards on 25 carries and scored three touchdowns as Georgia Southern (13-2) defeated Youngstown State, 59-24, to win the I-AA Championship in Chattanooga, Tenn.

Peterson, along with teammates Bennie Cunningham (129 yards and one touchdown) and Greg Hill (111 yards and one score), all rushed for 100 or more yards. In all, seven different players scored touchdowns for the Eagles.

Youngstown State scored on its first two drives and led 10-7 early in the second quarter, but Georgia Southern amassed 210 of its 638 yards on the ground in the second quarter when the Eagles scored four times to build a 38-14 lead at intermission. After Mark Griffith booted a 30-yard field goal in the third quarter to make the score 38-17, coach Paul Johnson's team scored three touchdowns to put the game out of reach.

The game pitted I-AA's winningest team in the previous 10 years (100), Youngstown State, against Georgia Southern, which amassed more playoff wins than any other team.

	1Q	2Q	3Q	4Q	F
Georgia Southern	10	28	7	14	- 59
Youngstown State	7	7	3	7	- 24

- GSU- Chris Chambers 25 FG
- YSU- Adrian Brown 2 run (Mark Griffith kick)
- GSU- Greg Hill 42 run (Chambers kick)
- YSU- Jeff Ryan 3 run (Griffith kick)
- GSU- Adrian Peterson 3 run (Chambers kick)
- GSU- Bennie Cunningham 57 run (Chambers kick)
- GSU- Peterson 22 run (Chambers kick)
- GSU- Anthony Williams 72 punt return (Chambers kick)
- YSU- Griffith 30 FG
- GSU- Peterson 1 run (Chambers kick)
- GSU- Mark Myers 5 run (Chambers kick)
- GSU- J.R. Revere 66 run (Chambers kick)
- YSU- Brown 1 run (Griffith kick)

Team Stats	GSU	YSU
First Downs	24	17
Rushes-Yards	59-638	44-163
Passing Yards	17	175
Passes	1-4-0	11-20-1
Plays-Yards	63-655	64-338
Fumbles-Lost	1-0	1-0
Penalties-Yards	9-82	3-11
Punts-Average	1-25.0	7-36.0
Possession	27:47	32:13



Adrian Peterson shredded the Youngstown State defense for 247 yards and three touchdowns to give Georgia Southern its fifth national championship and first in nine seasons.

#SoConFB

2000: Georgia Southern 27, Montana 25

Dec. 16, 2000, Chattanooga, Tenn.

Adrian Peterson rushed for 148 yards and two touchdowns and Georgia Southern withstood a fourth-quarter rally to defeat Montana 27-25 to win the school's second consecutive and sixth overall national crown.

Georgia Southern led 13-0 after one quarter when James McCoy recovered a fumble in the end zone for a score and Chris Johnson hauled in a 49-yard TD pass from J.R. Revere. After Chris Snyder put Montana on the board with a 38-yard field goal, Peterson bulled in from one-yard out to make the score 20-3 at halftime.

But Montana scored on three possessions in the second half to take a 23-20 lead in the fourth quarter. John Edwards connected with Etu Molden on a 17-yard scoring strike, Vince Huntsberger rambled 65 yards for a score and Yo Humphrey scored from two-yards out to give the Penguins the lead.

The Eagles answered on their first play from scrimmage when Peterson ran 57-yards to give Georgia Southern a 27-23 lead with 11:29 left. Montana scored with 15 seconds left when Scott Shelton was tackled in the end zone rather than attempt a punt.

	1Q	2Q	3Q	4Q	F
Georgia Southern	13	7	0	7	- 27
Montana	3	0	6	16	- 25

- GSU- James McCoy fumble recovery in end zone (Scott Shelton kick)
- GSU- Chris Johnson 49 pass from J.R. Revere (kick failed)
- UM- Chris Snyder 38 FG
- GSU- Adrian Peterson 1 run (Shelton kick)
- UM- Etu Molden 17 pass from John Edwards (kick failed)
- UM- Vince Huntsberger 65 run (kick failed)
- UM- Yo Humphrey 2 run (Humphrey pass from Edwards)
- GSU- Peterson 57 run (Shelton kick)
- UM- Team Safety, Shelton tackled in end zone

Team Stats	GSU	UM
First Downs	14	28
Rushes-Yards	51-277	36-211
Passing Yards	113	276
Passes	5-8-0	29-52-2
Plays-Yards	59-390	88-487
Fumbles-Lost	4-2	2-1
Penalties-Yards	8-60	5-36
Punts-Average	6-39.2	4-28.8
Possession	27:39	32:32



Adrian Peterson rushed for 148 yards and two of Georgia Southern's four touchdowns as it rallied past Montana to win its sixth national championship.

2005: Appalachian State 21, Northern Iowa 16

Dec. 16, 2005, Chattanooga, Tenn.

Appalachian State (12-3) rallied from a 16-7 halftime deficit to post a 21-16 victory over Northern Iowa and claim the 2005 national championship in Chattanooga, Tenn.

Without quarterback Richie Williams, who missed the first half with a severe ankle injury, the Mountaineer offense sputtered and Northern Iowa took advantage as Brian Wingert kicked field goals of 50, 26 yards and 21 yards and David Horn scored from two yards out. Kevin Richardson kept Appalachian State in the game with a five-yard touchdown run.

Richardson's one-yard run in the third quarter closed the game to 16-14. Midway through the fourth quarter, Appalachian State defensive end Marques Murrell stripped the ball from Northern Iowa quarterback Eric Sanders. Jason Hunter scooped up the ball and rambled 15 yards for the game-winning score with 9:14 to play to the delight of the more than 12,000-plus Appalachian State fans that made the trip to Tennessee for the contest.

Murrell and Hunter combined for two sacks down the stretch to snuff out a Northern Iowa rally.

	1Q	2Q	3Q	4Q	F
Appalachian State	0	7	7	7	- 21
Northern Iowa	6	10	0	0	- 16

- UNI- Brian Wingert 50 FG
- UNI- Wingert 26 FG
- APP- Kevin Richardson 5 run (Julian Rauch kick)
- UNI- David Horn 2 run (Wingert kick)
- UNI- Wingert 21 FG
- APP- Richardson 1 run (Rauch kick)
- APP- Jason Hunter 15 fumble recovery (Rauch kick)

Team Stats	APP	UNI
First Downs	18	21
Rushes-Yards	28-46	47-102
Passing Yards	252	181
Passes	19-42-1	17-31-0
Plays-Yards	60-298	78-283
Fumbles-Lost	2-2	3-1
Penalties-Yards	4-40	5-45
Punts-Average	7-41.9	9-37.9
Possession	23:34	36:26



Zach Johnson (10) and Richie Williams (7) celebrate as Appalachian State wrapped up its first national championship with a 21-16 come-from-behind win over Northern Iowa.

2006: Appalachian State 28, Massachusetts 17

Dec. 15, 2006, Chattanooga, Tenn.

Kevin Richardson scored four touchdowns to lead No. 1-ranked Appalachian State (14-1) to a 28-17 victory over No. 3-ranked Massachusetts. Richardson also rushed for 179 of Appalachian State's 285 yards on the ground.

The Minutemen scored on their first possession to take a 7-0 lead when Matt Lawrence scored from 1 yard out. The Mountaineers answered when Richardson burst through the line for a 45-yard score with 1:15 left in the first quarter. Richardson's 6-yard TD run with 49 seconds left in the half gave Appalachian State a 14-7 lead.

Liam Coen connected with Brad Lisorti for a 17-yard score with 4:22 left in the third quarter. Tied 14-14 entering the fourth quarter, Appalachian State took the lead for good when Richardson scored on a four-yard jaunt with 13:22 to go. Following a 42-yard field goal by Chris Koeplin for the Minutemen, Richardson scored again, this time from 2 yards out with 1:51 to go to put the game out of reach.

An overflow crowd of 22,808 were on hand for the contest, including some 15,000 Mountaineers fans on hand to watch Appalachian State repeat as national champion.

	1Q	2Q	3Q	4Q	F
Appalachian State	7	7	0	14	- 28
Massachusetts	7	0	7	3	- 17

- UM- Matt Lawrence 1 run (Chris Koeplin kick)
- APP- Kevin Richardson 45 run (Julian Rauch kick)
- APP- Richardson 6 run (Rauch kick)
- UM- Brad Listorti 17 pass from Liam Coen (Koeplin kick)
- APP- Richardson 4 run (Rauch kick)
- UM- Koeplin 42 FG
- APP- Richardson 2 run (Rauch kick)

Team Stats	APP	UMass
First Downs	24	19
Rushes-Yards	53-285	32-151
Passing Yards	146	221
Passes	12-19-1	20-33-2
Plays-Yards	72-431	65-372
Fumbles-Lost	0-0	0-0
Penalties-Yards	3-15	2-25
Punts-Average	4-31.5	4-44.8
Possession	33:10	26:50



Kevin Richardson rushed for 179 yards and four touchdowns as Appalachian State became just the fifth team to repeat as national champion.

2007: Appalachian State 49, Delaware 21

Dec. 14, 2007, Chattanooga, Tenn.

Three months after Appalachian State (13-2) stunned the college football world with a 34-32 upset at No. 5-ranked Michigan, coach Jerry Moore's team closed the deal with a 49-21 victory over Delaware (11-4) to annex its third consecutive national title.

Armanti Edwards threw for three touchdowns as the Mountaineers built a 21-0 lead and cruised to the win over the Blue Hens to become only the third team to win three straight FCS national crowns.

Kevin Richardson, Devon Moore, Daniel Kilgore and Dexter Jackson all scored first-half touchdowns as the Mountaineers led 28-7 at intermission as most of the 23,010 fans in attendance stood throughout awaiting the three-peat.

Richards caught an 8-yard TD pass late in the third quarter but Delaware's Omar Cuff answered with a touchdown of his own with 54 seconds left in the third quarter. Richardson and Trey Elder scored fourth quarter touchdowns to put the game out of reach.

Edwards completed 9-of-15 passes for 198 yards and rushed for 89 more in the triumph.

	1Q	2Q	3Q	4Q	F
Delaware	0	7	7	7	- 21
Appalachian State	14	14	7	14	- 49

- APP- Kevin Richardson 19 pass from Armanti Edwards (Julian Rauch kick)
- APP- Devon Moore 46 run (Rauch kick)
- APP- Daniel Kilgore fumble recovery in end zone (Rauch kick)
- UD- Mark Duncan 39 pass from Joe Flacco (Jon Striefsky kick)
- APP- Dexter Jackson 60 pass from Edwards (Rauch kick)
- APP- Richardson 8 pass from Edwards (Rauch kick)
- UD- Omar Cuff 1 run (Striefsky kick)
- APP- Richardson 6 run (Rauch kick)
- APP- Trey Elder 53 run (Rauch kick)
- UD- Duncan 75 kickoff return (Striefsky kick)

Team Stats	Del	APP
First Downs	24	26
Rushes-Yards	31-98	51-358
Passing Yards	334	198
Passes	23-48-0	9-15-0
Plays-Yards	79-432	66-556
Fumbles-Lost	0-0	1-0
Penalties-Yards	9-94	9-87
Punts-Average	4-32.8	4-38.2
Possession	27:53	32:07



Armanti Edwards amassed 287 total yards (198 passing, 89 rushing) and threw three touchdown passes in a 49-21 rout of Delaware to lead Appalachian State to its record-breaking third straight FCS title in 2007.

INDIVIDUAL RECORDS

Most points

32, Adrian Peterson (GSU) vs. Massachusetts, 12/4/99
 24, John Bagwell (FUR) vs. Ga. Southern, 12/21/85
 24, Chris Parker (MAR) vs. Delaware, 12/4/93
 24, Randy Moss (MAR) vs. Montana, 12/21/96
 24, Greg Hill (GSU) vs. Florida A&M, 11/29/97
 24, Kevin Richardson (APP) vs. Montana State, 12/2/06
 24, Kevin Richardson (APP) vs. Massachusetts, 12/15/06
 24, Armanti Edwards (APP) vs. Richmond, 12/7/07
 24, Dane Romero (WOF) vs. James Madison, 11/29/08
 24, Jerick McKinnon (GSU) at Old Dominion, 12/8/2012

Yards rushing

333, Adrian Peterson (GSU) vs. Massachusetts, 12/4/99
 316, Jerick McKinnon (GSU) vs. Central Arkansas, 12/1/2012
 313, Armanti Edwards (APP) vs. Richmond, 12/7/07
 264, DeAndre Presley (APP) vs. Western Illinois, 12/4/10
 255, Dominique Swope (GSU) vs. Old Dominion, 12/3/11
 247, Adrian Peterson (GSU) vs. Youngstown State, 12/18/99
 247, Eric Breitenstein (WOF) vs. New Hampshire, 12/1/12
 238, Greg Hill (GSU) vs. Florida A&M, 11/29/97
 236, John Settle (APP) vs. Nicholls State, 11/29/86
 232, Adrian Peterson (GSU) vs. Connecticut, 12/5/98

Rushing attempts

41, Chris Parker (MAR) vs. Troy State, 12/11/93
 40, Chris Parker (MAR) vs. Howard, 12/18/95
 38, Chris Parker (MAR) vs. Boise State, 12/10/94
 37, John Settle (APP) vs. Nicholls State, 11/29/86
 36, Chris Parker (MAR) vs. Middle Tennessee State, 11/26/94
 35, Jimmy Watkins (APP) vs. William & Mary, 12/1/01
 34, Ron Darby (MAR) vs. Appalachian State, 12/12/87
 34, Adrian Peterson (GSU) vs. Delaware, 12/9/00
 33, Chris Parker (MAR) vs. Delaware, 11/27/93
 33, Damon Scott (APP) vs. James Madison, 11/25/95
 33, Adrian Peterson (GSU) vs. Connecticut, 12/5/98
 33, Louis Ivory (FUR) vs. Hofstra, 11/25/00
 33, Louis Ivory (FUR) vs. Western Kentucky, 12/1/01
 33, Terrance McCall (APP) vs. Tennessee State, 11/28/98
 33, Dominique Allen (CIT) at Coastal Carolina, 11/28/15

Touchdowns rushing

5, Adrian Peterson (GSU) vs. Massachusetts, 12/4/99
 4, John Bagwell (FUR) vs. Georgia Southern, 12/21/85
 4, Chris Parker (MAR) vs. Delaware, 12/4/93
 4, Greg Hill (GSU) vs. Northern Arizona, 11/27/99
 4, Jimmy Watkins (APP) vs. William & Mary, 12/1/01
 4, Kevin Richardson (APP) vs. Montana State, 12/2/06
 4, Kevin Richardson (APP) vs. Massachusetts, 12/15/06
 4, Kevin Richardson (APP) vs. Richmond, 12/7/07
 4, Dane Romero (WOF) vs. James Madison, 11/29/08
 4, Jerick McKinnon (GSU) at Old Dominion, 12/8/12

Yards passing

474, Tony Petersen (MAR) vs. Northeast Louisiana, 12/19/87
 449, Eric Kresser (MAR) vs. Delaware, 11/30/96
 433, Armanti Edwards (APP) vs. South Carolina St., 11/29/08
 396, Devlin Hodges (SAM) at Kennesaw State, 11/25/17
 387, Tony Petersen (MAR) vs. James Madison, 11/28/87
 376, Jeff Gilbert (WCU) vs. Colgate, 11/26/83
 373, Jamal Jackson (APP) vs. Illinois State, 12/1/12
 372, Devlin Hodges (SAM) at Youngstown State, 11/26/16
 367, Richie Williams (APP) vs. Southern Illinois, 12/3/05
 363, Michael Payton (MAR) vs. Youngstown State, 12/21/91

Completions

39, Devlin Hodges (SAM) at Kennesaw State, 11/25/17
 33, Jamal Jackson (APP) vs. Illinois State, 12/1/12
 33, Devlin Hodges (SAM) at Youngstown State, 11/26/16
 31, DeAndre Presley (APP) vs. Villanova, 12/11/10
 30, Michael Payton (MAR) vs. Youngstown State, 12/21/91
 29, Greg Ryan (ETSU) vs. Montana, 12/7/96
 29, Armanti Edwards (APP) vs. South Carolina St., 11/29/08
 28, Jeff Gilbert (WCU) vs. Holy Cross, 12/3/83
 28, Tony Petersen (MAR) vs. Northeast Louisiana, 12/19/87
 28, Armanti Edwards (APP) vs. Montana, 12/12/09
 28, Jacob Huesman (UTC) at New Hampshire, 12/12/14

Passing attempts

66, Devlin Hodges (SAM) at Kennesaw State, 11/25/17
 56, DeAndre Presley (APP) vs. Villanova, 12/11/10
 54, Tony Petersen (MAR) vs. Northeast Louisiana, 12/19/87
 54, Armanti Edwards (APP) vs. Montana, 12/12/09
 52, Jeff Gilbert (WCU) vs. Holy Cross, 12/3/83
 51, Greg Ryan (ETSU) vs. Montana, 12/7/96
 51, Devlin Hodges (SAM) at Youngstown State, 11/26/16
 49, Joe Burchette (APP) vs. Montana, 12/9/00
 47, Jeff Gilbert (WCU) vs. Colgate, 11/26/83
 45, Jeff Gilbert (WCU) vs. Furman, 12/10/83
 45, Jamal Jackson (APP) vs. Illinois State, 12/1/12

Touchdown passes

4, Tony Petersen (MAR) vs. James Madison, 11/28/87
 4, Tony Petersen (MAR) vs. Weber State, 12/5/87
 4, Tony Petersen (MAR) vs. Northeast Louisiana, 12/19/87
 4, Eric Kresser (MAR) vs. Montana, 12/21/96
 4, Ingle Martin (FUR) vs. Jacksonville State, 11/27/04
 4, Armanti Edwards (APP) vs. South Carolina St., 11/29/08
 3, Jeff Gilbert (WCU) vs. Colgate, 11/26/83
 3, Jeff Gilbert (WCU) vs. Holy Cross, 12/3/83
 3, Michael Payton (MAR) vs. Northern Iowa, 12/7/91
 3, Todd Donnan (MAR) vs. Middle Tennessee State, 12/5/92
 3, Todd Donnan (MAR) vs. Middle Tennessee State, 11/26/94
 3, Greg Ryan (ETSU) vs. Villanova, 11/30/96
 3, Richie Williams (APP) vs. Southern Illinois, 12/3/05
 3, Armanti Edwards (APP) vs. Coastal Carolina, 11/25/06
 3, Armanti Edwards (APP) vs. Richmond, 12/7/07
 3, Armanti Edwards (APP) vs. Delaware, 12/14/07
 3, Devlin Hodges (SAM) at Youngstown State, 11/26/16

Receptions

13, Sean Price (APP) vs. Illinois State, 12/1/12
 12, Bear Rinehart (FUR) vs. Villanova, 11/30/02
 12, Terrell Hudgins (Elon) vs. Richmond, 11/28/09
 12, Chris Shelling (SAM) at Kennesaw State, 11/25/17
 11, Anthony Stringfield (ETSU) vs. Montana, 12/7/96
 11, Troy Albea (APP) vs. Montana, 12/9/00
 11, Justin Stepp (FUR) vs. Richmond, 12/3/05
 11, Andrew Peacock (APP) vs. Illinois State, 12/1/12
 11, Karel Hamilton (SAM) at Youngstown State, 11/26/16
 11, Kelvin McKnight (SAM) at Youngstown State, 11/26/16

Receiving yards

288, Randy Moss (MAR) vs. Delaware, 11/30/96
 220, Randy Moss (MAR) vs. Montana, 12/21/96
 195, Mike Barber (MAR) vs. Northeast Louisiana, 12/19/87
 189, Troy Brown (MAR) vs. Middle Tennessee State, 12/5/92
 188, Troy Brown (MAR) vs. Eastern Kentucky, 11/28/92
 186, Brian Dowler (MAR) vs. Northern Iowa, 12/7/91
 186, Chris Shelling (SAM) at Kennesaw State, 11/25/17
 177, Troy Albea (APP) vs. Montana, 12/9/00
 167, Terrell Hudgins (Elon) vs. Richmond, 11/28/09
 167, Sean Price (APP) vs. Illinois State, 12/1/12

Touchdowns receiving

4, Randy Moss (MAR) vs. Montana, 12/21/96
 3, Keith Baxter (MAR) vs. Weber State, 12/5/87
 3, Brian Dowler (MAR) vs. Northern Iowa, 12/7/91
 3, Troy Brown (MAR) vs. Middle Tennessee State, 12/5/92
 3, Randy Moss (MAR) vs. Delaware, 11/30/96
 3, Corey Joyner (GSU) vs. Western Illinois, 12/5/98
 3, Kelvin McKnight (SAM) at Youngstown State, 11/26/16
 2, Eric Rasheed (WCU) vs. Colgate, 11/26/83
 2, Eric Rasheed (WCU) vs. Holy Cross, 12/3/83
 2, Troy Douglas (APP) vs. Nicholls State, 11/29/86
 2, Sean Doctor (MAR) vs. James Madison, 11/28/87
 2, Keith Baxter (MAR) vs. Northeast Louisiana, 12/19/87
 2, Troy Brown (MAR) vs. Eastern Kentucky, 11/28/92
 2, Shawn Goodwyn (MAR) vs. Middle Tenn. St., 11/26/94
 2, Anthony Stringfield (ETSU) vs. Villanova, 11/30/96
 2, Jody Wade (MAR) vs. Northern Arizona, 11/30/96
 2, Randy Moss (MAR) vs. Furman, 12/7/96
 2, Isaac West (FUR) vs. Jacksonville State, 11/27/04
 2, Nic Cardwell (APP) vs. Richmond, 12/7/07
 2, Kevin Richardson (APP) vs. Delaware, 12/14/07
 2, Brian Quick (APP) vs. South Carolina State, 11/29/08
 2, Alphonso Stewart (UTC) vs. Weber State, 11/26/16
 2, Andy Schumpert (FUR) at Elon, 11/25/17

Extra-point attempts

10, Chris Chambers (GSU) vs. Northern Arizona, 11/27/99
 8, Kevin Esvall (FUR) vs. Rhode Island, 12/7/85
 8, Tim Openlander (MAR) vs. Delaware, 11/30/96
 8, Julian Rauch (APP) vs. Richmond, 12/7/07
 7, John Mitchell (GSU) vs. Weber State, 12/5/87
 7, Tim Openlander (MAR) vs. Furman, 12/7/96
 7, Chris Chambers (GSU) vs. Connecticut, 12/5/98
 7, Scott Shelton (GSU) vs. Florida A&M, 12/1/01
 7, Scott Beckler (FUR) vs. Jacksonville State, 11/27/04
 7, Julian Rauch (APP) vs. Youngstown State, 12/9/06
 7, John Mitchell (APP) vs. Delaware, 12/14/07
 7, Adrian Mora (GSU) vs. Old Dominion, 12/3/11
 7, Alex Hanks (GSU) at Old Dominion, 12/1/12

Field goals made

4, Scott Shelton (GSU) vs. Florida A&M, 12/1/01
 4, Luke Carter (WOF) vs. Elon, 11/24/18
 3, Dean Biasucci (WCU) vs. Furman, 12/10/83
 3, David Merrick (MAR) vs. Eastern Kentucky, 11/28/92
 3, Mark Wright (APP) vs. Montana, 12/9/00
 3, Adrian Mora (GSU) at Wofford, 12/11/10

Field-goal attempts

5, Luke Carter (WOF) vs. Elon, 11/24/18
 4, Dean Biasucci (WCU) vs. Furman, 12/10/83
 4, Bjorn Nitto (APP) vs. Nicholls State, 11/29/86
 4, Scott Shelton (GSU) vs. Florida A&M, 12/1/01
 4, Adam Shreiner (Elon) vs. Richmond, 11/28/09
 4, Adrian Mora (GSU) at Wofford, 12/11/10
 4, Eric Goins (CIT) at Coastal Carolina, 11/28/15
 4, Cody Clark (CIT) vs. Wofford, 12/3/16
 4, Henrique Ribeiro (UTC) at Sam Houston State, 12/3/16



Marshall's Tony Petersen owns the top single-game FCS Playoff marks in SoCon history in touchdown passes and yards passing, setting both records in 1987. Petersen threw for four touchdowns three times in the playoffs that season, setting the record against James Madison on Nov. 18 and matching it a week later against Weber State. Two weeks after that, Petersen threw another four touchdowns and passed for a SoCon FCS Playoff-record 474 yards against Northeast Louisiana in a 43-42 loss in the title game, obliterating the record of 387 yards he set against JMU.

TEAM RECORDS

Points scored

72, Georgia Southern vs. Northern Arizona, 11/27/99
 60, Georgia Southern vs. Florida A&M, 12/1/01
 59, Furman vs. Rhode Island 12/7/85
 59, Marshall vs. Delaware, 11/30/96
 55, Appalachian State vs. Richmond, 12/7/07
 55, Georgia Southern vs. Old Dominion, 12/3/11
 54, Marshall vs. Furman, 12/7/96
 52, Georgia Southern vs. Florida A&M, 11/29/97
 52, Georgia Southern vs. Connecticut, 12/5/98
 51, Marshall vs. Weber State, 12/5/87

First downs

35, Marshall vs. Middle Tennessee State, 11/26/94
 32, Georgia Southern at Old Dominion, 12/1/12
 30, Georgia Southern vs. Connecticut, 12/5/98
 30, Georgia Southern vs. Hofstra, 12/2/00
 30, Appalachian State vs. South Carolina State, 11/29/08
 29, Georgia Southern vs. Northern Arizona, 11/27/99
 29, Appalachian State vs. Richmond, 12/7/07
 29, Appalachian State vs. Montana, 12/12/09
 29, Chattanooga at Sam Houston State, 12/3/16
 28, Furman vs. Georgia Southern, 12/21/85
 28, Appalachian State vs. Coastal Carolina, 11/25/06
 28, Appalachian State vs. Eastern Washington, 12/1/07
 28, Georgia Southern vs. Old Dominion, 12/3/11
 28, Chattanooga vs. Fordham, 11/28/15
 28, Samford at Kennesaw State, 11/25/17

Total offense

689, Marshall vs. Delaware, 11/30/96
 659, Georgia Southern vs. Northern Arizona, 11/27/99
 655, Georgia Southern vs. Youngstown State, 12/18/99
 632, Georgia Southern at Old Dominion, 12/1/12
 617, Appalachian State vs. Richmond, 12/7/07
 611, Georgia Southern vs. Connecticut, 12/5/98
 607, Georgia Southern vs. Old Dominion, 12/3/11
 595, Georgia Southern vs. Massachusetts, 12/19/98
 586, Furman vs. Eastern Kentucky, 11/24/90
 576, Marshall vs. Northeast Louisiana, 12/19/87

Rushing attempts

78, The Citadel at Coastal Carolina, 11/28/15
 77, Georgia Southern vs. South Carolina State, 11/27/10
 76, Georgia Southern vs. Appalachian State, 12/8/01
 73, Georgia Southern vs. Connecticut, 12/5/98
 72, Wofford vs. Western Kentucky, 12/6/03
 71, Georgia Southern at Old Dominion, 12/1/12
 71, Wofford vs. New Hampshire, 12/1/12
 70, Georgia Southern vs. Hofstra, 12/2/00
 68, Appalachian State vs. James Madison, 11/25/95
 68, Georgia Southern vs. Delaware, 12/9/00

Rushing yards

638, Georgia Southern vs. Youngstown State, 12/18/99
 602, Georgia Southern at Old Dominion, 12/1/12
 557, Georgia Southern vs. Northern Arizona, 11/27/99
 530, Georgia Southern vs. Connecticut, 12/5/98
 524, The Citadel at Coastal Carolina, 11/28/15
 479, Georgia Southern vs. McNeese State, 11/25/00
 477, Georgia Southern vs. Old Dominion, 12/3/11
 470, Georgia Southern vs. Massachusetts, 12/4/99
 457, Georgia Southern vs. Colgate, 11/28/98
 457, Georgia Southern vs. Massachusetts, 12/19/98

Rushing touchdowns

8, Georgia Southern vs. Northern Arizona, 11/27/99
 7, Georgia Southern vs. Colgate, 11/28/98
 7, Georgia Southern vs. Connecticut, 12/5/98
 7, Georgia Southern vs. Youngstown State, 12/18/99
 7, Georgia Southern at Old Dominion, 12/1/12
 6, Georgia Southern vs. Florida A&M, 11/29/97
 6, Appalachian State vs. Youngstown State, 12/9/06
 6, Georgia Southern vs. Old Dominion, 12/3/11
 5, Furman vs. Georgia Southern, 12/21/85
 5, Georgia Southern vs. Massachusetts, 12/19/98
 5, Georgia Southern vs. Massachusetts, 12/4/99
 5, Georgia Southern vs. Massachusetts, 12/4/99
 5, Georgia Southern vs. McNeese State, 11/25/00

5, Georgia Southern vs. Hofstra, 12/2/00
 5, Appalachian State vs. William & Mary, 12/1/01
 5, Furman vs. Villanova, 11/30/02
 5, Wofford vs. Western Kentucky, 12/6/03
 5, Appalachian State vs. Montana State, 12/2/06
 5, Appalachian State vs. Richmond, 12/7/07
 5, Wofford at James Madison, 11/29/08

Passing yards

474, Marshall vs. Northeast Louisiana, 12/19/87
 449, Marshall vs. Delaware, 11/30/96
 433, Appalachian State vs. South Carolina State, 11/29/08
 396, Samford at Kennesaw State, 11/25/17
 387, Marshall vs. James Madison, 11/28/87
 383, Appalachian State vs. Illinois State, 12/12
 376, Western Carolina vs. Holy Cross, 12/3/83
 372, Samford at Youngstown State, 11/26/16
 367, Appalachian State vs. Southern Illinois, 12/3/05
 363, Marshall vs. Youngstown State, 12/21/91

Passing completions

39, Samford at Kennesaw State, 11/25/17
 35, ETSU vs. Montana, 12/7/96
 34, Appalachian State vs. Illinois State, 12/1/12
 33, Samford at Youngstown State, 11/26/16
 31, Appalachian State vs. Villanova, 12/11/10
 30, Marshall vs. Youngstown State, 12/21/91
 30, Marshall vs. Eastern Kentucky, 11/28/92
 29, Appalachian State vs. South Carolina State, 11/29/08
 28, Western Carolina vs. Holy Cross, 12/3/83
 28, Appalachian State vs. Montana, 12/12/09
 28, Chattanooga at New Hampshire, 12/12/14

Passing attempts

66, Samford at Kennesaw State, 11/25/17
 64, ETSU vs. Montana, 12/7/96
 56, Appalachian State vs. Villanova, 12/11/10
 54, Marshall vs. Northeast Louisiana, 12/19/87
 54, Appalachian State vs. Montana, 12/12/09
 52, Western Carolina vs. Holy Cross, 12/3/83
 51, Samford at Youngstown State, 11/26/16
 49, Appalachian State vs. Montana, 12/9/00
 47, Western Carolina vs. Colgate, 11/26/83
 46, Appalachian State vs. Illinois State, 12/1/12



J.J. Wilcox rushed for two touchdowns as Georgia Southern defeated South Carolina State, 41-16, in 2010 in its first playoff game in five seasons.

PRE-FCS HISTORY



SOUTHERN CONFERENCE FOOTBALL BOWL HISTORY

Bowl	Site	Date	SoCon team	Opponent	W/L	Score
Rose	Pasadena, Calif.	Jan. 1, 1926	Alabama	Washington	W	20-19
Rose	Pasadena, Calif.	Jan. 1, 1927	Alabama	Stanford	T	7-7
Rose	Pasadena, Calif.	Jan. 1, 1929	Georgia Tech	California	W	8-7
Rose	Pasadena, Calif.	Jan. 1, 1931	Alabama	Washington State	W	24-0
Rose	Pasadena, Calif.	Jan. 1, 1932	Tulane	Southern California	L	21-12
Rose	Pasadena, Calif.	Jan. 2, 1939	Duke	Southern California	L	7-3
Cotton	Dallas, Texas	Jan. 1, 1940	Clemson	Boston College	W	6-3
Rose	Durham, N.C.	Jan. 1, 1942	Duke	Oregon State	L	20-16
Sugar	New Orleans, La.	Jan. 1, 1945	Duke	Alabama	W	29-26
Gator	Jacksonville, Fla.	Jan. 1, 1946	Wake Forest	South Carolina	W	26-14
Gator	Jacksonville, Fla.	Jan. 1, 1946	South Carolina	Wake Forest	L	26-14
Gator	Jacksonville, Fla.	Jan. 1, 1947	N.C. State	Oklahoma	L	34-13
Sugar	New Orleans, La.	Jan. 1, 1947	North Carolina	Georgia	L	20-10
Sun	El Paso, Texas	Jan. 1, 1947	Virginia Tech	Cincinnati	L	18-6
Dixie	Birmingham, Ala.	Jan. 1, 1947	William & Mary	Arkansas	L	21-19
Delta	Memphis, Tenn.	Jan. 1, 1948	William & Mary	Oklahoma A&M (State)	W	20-0
Gator	Jacksonville, Fla.	Jan. 1, 1948	Maryland	Georgia	T	20-20
Dixie	Birmingham, Ala.	Jan. 1, 1949	Wake Forest	Baylor	L	20-7
Gator	Jacksonville, Fla.	Jan. 1, 1949	Clemson	Missouri	W	24-23
Sugar	New Orleans, La.	Jan. 1, 1949	North Carolina	Oklahoma	L	14-6
Cotton	Dallas, Texas	Jan. 2, 1950	North Carolina	Rice	L	27-13
Gator	Jacksonville, Fla.	Jan. 2, 1950	Maryland	Missouri	W	20-7
Gator	Jacksonville, Fla.	Jan. 1, 1951	Washington & Lee	Wyoming	L	20-7
Orange	Miami, Fla.	Jan. 1, 1951	Clemson	Miami, Fla.	W	15-14
Gator	Jacksonville, Fla.	Jan. 1, 1952	Clemson	Miami, Fla.	L	14-0
Sugar	New Orleans, La.	Jan. 2, 1952	Maryland	Tennessee	W	28-13
Sugar	New Orleans, La.	Jan. 1, 1954	West Virginia	Georgia Tech	L	42-19
Sun	El Paso, Texas	Jan. 1, 1957	George Washington	UTEP	W	13-0
Tangerine	Orlando, Fla.	Dec. 30, 1960	The Citadel	Tennessee Tech	W	27-0
Tangerine	Orlando, Fla.	Dec. 12, 1964	East Carolina	Massachusetts	W	14-13
Liberty	Memphis, Tenn.	Dec. 19, 1964	West Virginia	Utah	L	32-6
Tangerine	Orlando, Fla.	Dec. 11, 1965	East Carolina	Maine	W	31-0
Tangerine	Orlando, Fla.	Dec. 27, 1968	Richmond	Ohio	W	49-42
Tangerine	Orlando, Fla.	Dec. 26, 1969	Davidson	Toledo	L	56-33
Tangerine	Orlando, Fla.	Dec. 28, 1970	William & Mary	Toledo	L	40-12
Tangerine	Orlando, Fla.	Dec. 28, 1971	Richmond	Toledo	L	28-3

Total: 16-18-2

NATIONAL CHAMPIONS

Year	Team	Record	Coach	Organization
1925	Alabama	10-0	Wallace Wade	Helms Athletic Foundation, CFRA
1926	Alabama	9-0-1	Wallace Wade	Helms Athletic Foundation, CFRA
1927	Georgia	9-1-0	George "Kid" Woodruff	Boand System, Poling System
1928	Georgia Tech	10-0	William Alexander	International News Service
1930	Alabama	10-0	Wallace Wade	CFRA

CFRA - College Football Researchers Association



SOCON FOOTBALL CHAMPIONS

#SoConFB

Year	School	W	L	T	Pct.
1933	Duke	4	0	0	1.000
1934	Washington & Lee	4	0	0	1.000
1935	Duke	5	0	0	1.000
1936	Duke	7	0	0	1.000
1937	Maryland	2	0	0	1.000
1938	Duke	5	0	0	1.000
1939	Duke	5	0	0	1.000
1940	Clemson	4	0	0	1.000
1941	Duke	5	0	0	1.000
1942	William & Mary	4	0	0	1.000
1943	Duke	4	0	0	1.000
1944	Duke	4	0	0	1.000
1945	Duke	4	0	0	1.000
1946	North Carolina	4	0	1	.900
1947	William & Mary	7	1	0	.875
1948	Clemson	5	0	0	1.000
1949	North Carolina	5	0	0	1.000
1950	Washington & Lee	6	0	0	1.000
1951	Maryland	5	0	0	1.000
	VMI	5	0	0	1.000
1952	Duke	5	0	0	1.000
1953	West Virginia	4	0	0	1.000
1954	West Virginia	3	0	0	1.000
1955	West Virginia	4	0	0	1.000
1956	West Virginia	5	0	0	1.000
1957	VMI	6	0	0	1.000
1958	West Virginia	4	0	0	1.000
1959	VMI	6	0	1	.929
1960	VMI	4	1	0	.800
1961	The Citadel	5	1	0	.833
1962	VMI	6	0	0	1.000
1963	Virginia Tech	5	0	0	1.000
1964	West Virginia	5	0	0	1.000
1965	West Virginia	4	0	0	1.000
1966	East Carolina	4	1	1	.750
	William & Mary	4	1	1	.750
1967	West Virginia	4	0	1	.900
1968	Richmond	6	0	0	1.000
1969	Davidson	5	1	0	.833
	Richmond	5	1	0	.833
1970	William & Mary	3	1	0	.750
1971	Richmond	5	1	0	.833
1972	East Carolina	7	0	0	1.000
1973	East Carolina	7	0	0	1.000
1974	VMI	5	1	0	.833
1975	Richmond	5	1	0	.833
1976	East Carolina	4	1	0	.800
1977	Chattanooga	4	1	0	.800
	VMI	4	1	0	.800
1978	Furman	4	1	0	.800
	Chattanooga	4	1	0	.800
1979	Chattanooga	5	1	0	.833
1980	Furman	7	0	0	1.000
1981	Furman	5	2	0	.714
1982	Furman	6	1	0	.857
1983	Furman	6	0	1	.929
1984	Chattanooga	5	1	0	.833
1985	Furman	6	0	0	1.000
1986	Appalachian State	6	0	1	.929
1987	Appalachian State	7	0	0	1.000
1988	Furman	6	1	0	.857
	Marshall	6	1	0	.857
1989	Furman	7	0	0	1.000
1990	Furman	6	1	0	.857
1991	Appalachian State	6	1	0	.857
1992	The Citadel	6	1	0	.857
1993	Georgia Southern	7	1	0	.875
1994	Marshall	7	1	0	.875

Year	School	W	L	T	Pct.
1995	Appalachian State	8	0	0	1.000
1996	Marshall	8	0	0	1.000
1997	Georgia Southern	7	1	0	.875
1998	Georgia Southern	8	0	0	1.000
1999	Appalachian State	7	1	0	.875
	Furman	7	1	0	.875
	Georgia Southern	7	1	0	.875
2000	Georgia Southern	7	1	0	.875
2001	Furman	7	1	0	.875
	Georgia Southern	7	1	0	.875
2002	Georgia Southern	7	1	0	.875
2003	Wofford	8	0	0	1.000
2004	Furman	6	1	0	.857
	Georgia Southern	6	1	0	.857
2005	Appalachian State	6	1	0	.857
2006	Appalachian State	7	0	0	1.000
2007	Appalachian State	5	2	0	.714
	Wofford	5	2	0	.714
2008	Appalachian State	8	0	0	1.000
2009	Appalachian State	8	0	0	1.000
2010	Appalachian State	7	1	0	.875
	Wofford	7	1	0	.875
2011	Georgia Southern	7	1	0	.875
2012	Appalachian State	6	2	0	.750
	Georgia Southern	6	2	0	.750
	Wofford	6	2	0	.750
2013	Furman	6	2	0	.750
	Samford*	6	2	0	.750
	Chattanooga	6	2	0	.750
2014	Chattanooga	7	0	0	1.000
2015	The Citadel	6	1	0	.857
	Chattanooga	6	1	0	.857
2016	The Citadel	8	0	0	1.000
2017	Wofford	7	1	0	.875
2018	ETSU	6	2	0	.750
	Furman	6	2	0	.750
	Wofford	6	2	0	.750

* vacated in summer of 2016

All-time Southern Conference championships

Total	O/S	School
14	7/7	Furman
12	8/4	Appalachian State
10	10/0	Duke
10	6/4	Georgia Southern
8	8/0	West Virginia
7	3/4	Chattanooga
7	5/2	VMI
6	2/4	Wofford
4	3/1	The Citadel
4	3/1	East Carolina
4	3/1	Richmond
4	3/1	William & Mary
3	2/1	Marshall
2	2/0	Clemson
2	1/1	Maryland
2	2/0	North Carolina
2	2/0	Washington & Lee
1	0/1	Davidson
1	0/1	ETSU
1*	0/1	Samford
1	1/0	Virginia Tech

O/S = outright/shared

* 2013 shared title vacated in summer of 2016