

# Southern Conference Baseball Record Book



Through 2020 season

|                                                |       |
|------------------------------------------------|-------|
| Yearly standings.....                          | 2-6   |
| SoCon Championship results.....                | 7-10  |
| SoCon in the NCAA Championship .....           | 11-13 |
| Players/Pitchers of the Week .....             | 14-17 |
| Players/Pitchers of the Month .....            | 18    |
| All-conference teams .....                     | 19-24 |
| SoCon all-tournament teams.....                | 25-26 |
| Yearly awards .....                            | 27    |
| Regional and national awards .....             | 28-31 |
| Individual records.....                        | 30-38 |
| Team records.....                              | 39-42 |
| SoCon Championship records.....                | 43-44 |
| Individual annual leaders .....                | 45-49 |
| SoCon Triple Crown winners .....               | 45    |
| Team annual leaders .....                      | 49-53 |
| SoCon in the MLB First-Year Player Draft ..... | 54-58 |
| Coaching records.....                          | 59    |

# YEARLY STANDINGS

## REGULAR-SEASON CHAMPIONS

| Year | School              | W  | L | Pct. | Year | School                | W  | L | Pct. | Year | School                               | W  | L | Pct. |
|------|---------------------|----|---|------|------|-----------------------|----|---|------|------|--------------------------------------|----|---|------|
| 1954 | Virginia Tech       | 10 | 4 | .714 | 1985 | N-Appalachian State   | 14 | 3 | .824 | 2014 | Western Carolina                     | 20 | 6 | .769 |
| 1955 | West Virginia       | 7  | 2 | .778 |      | S-Davidson            | 11 | 5 | .688 | 2015 | Mercer                               | 16 | 7 | .696 |
| 1956 | George Washington   | 8  | 3 | .727 | 1986 | N-Appalachian State   | 15 | 2 | .882 | 2016 | Mercer                               | 16 | 8 | .667 |
| 1957 | George Washington   | 12 | 1 | .923 |      | S-Western Carolina    | 12 | 5 | .706 | 2017 | Mercer                               | 17 | 6 | .739 |
| 1958 | Richmond            | 9  | 2 | .818 | 1987 | N-Appalachian State   | 10 | 2 | .833 | 2018 | UNCG                                 | 18 | 3 | .857 |
|      | George Washington   | 9  | 2 | .818 |      | S-Western Carolina    | 13 | 3 | .813 | 2019 | Samford                              | 25 | 7 | .683 |
| 1959 | George Washington   | 7  | 2 | .778 | 1988 | N-VMI                 | 11 | 7 | .611 | 2020 | Season not completed due to COVID-19 |    |   |      |
| 1960 | The Citadel         | 8  | 2 | .800 |      | S-Western Carolina    | 14 | 3 | .824 |      |                                      |    |   |      |
|      | Richmond            | 8  | 2 | .800 | 1989 | Western Carolina      | 10 | 5 | .667 |      |                                      |    |   |      |
| 1961 | West Virginia       | 8  | 2 | .800 | 1990 | The Citadel           | 13 | 1 | .920 |      |                                      |    |   |      |
| 1962 | West Virginia       | 9  | 2 | .818 | 1991 | The Citadel           | 16 | 2 | .889 |      |                                      |    |   |      |
| 1963 | West Virginia       | 13 | 1 | .929 | 1992 | Western Carolina      | 17 | 4 | .810 |      |                                      |    |   |      |
| 1964 | West Virginia       | 14 | 2 | .875 | 1993 | Georgia Southern      | 18 | 5 | .783 |      |                                      |    |   |      |
| 1965 | Furman              | 9  | 2 | .818 | 1994 | Western Carolina      | 19 | 4 | .826 |      |                                      |    |   |      |
| 1966 | East Carolina       | 12 | 3 | .800 | 1995 | The Citadel           | 19 | 5 | .792 |      |                                      |    |   |      |
| 1967 | West Virginia       | 13 | 3 | .813 | 1996 | Georgia Southern      | 17 | 3 | .850 |      |                                      |    |   |      |
| 1968 | East Carolina       | 8  | 1 | .889 | 1997 | Georgia Southern      | 18 | 6 | .750 |      |                                      |    |   |      |
| 1969 | Furman              | 11 | 3 | .786 |      | Western Carolina      | 18 | 6 | .750 |      |                                      |    |   |      |
| 1970 | East Carolina       | 13 | 6 | .684 | 1998 | UNCG                  | 22 | 5 | .815 |      |                                      |    |   |      |
| 1971 | The Citadel         | 11 | 5 | .688 | 1999 | The Citadel           | 24 | 5 | .828 |      |                                      |    |   |      |
|      | Furman              | 11 | 5 | .688 | 2000 | Georgia Southern      | 23 | 7 | .767 |      |                                      |    |   |      |
| 1972 | Richmond            | 13 | 3 | .813 |      | The Citadel           | 23 | 7 | .767 |      |                                      |    |   |      |
| 1973 | Appalachian State   | 11 | 3 | .786 | 2001 | Georgia Southern      | 21 | 9 | .700 |      |                                      |    |   |      |
| 1974 | East Carolina       | 12 | 2 | .857 | 2002 | The Citadel           | 22 | 8 | .733 |      |                                      |    |   |      |
| 1975 | The Citadel         | 11 | 3 | .786 | 2003 | Western Carolina      | 22 | 8 | .733 |      |                                      |    |   |      |
| 1976 | Furman              | 11 | 2 | .846 | 2004 | College of Charleston | 25 | 5 | .833 |      |                                      |    |   |      |
| 1977 | East Carolina       | 15 | 1 | .938 | 2005 | College of Charleston | 27 | 3 | .900 |      |                                      |    |   |      |
| 1978 | Marshall            | 11 | 1 | .917 | 2006 | Elon                  | 21 | 6 | .778 |      |                                      |    |   |      |
| 1979 | The Citadel         | 13 | 3 | .813 | 2007 | Western Carolina      | 20 | 7 | .741 |      |                                      |    |   |      |
| 1980 | ETSU                | 14 | 1 | .933 |      | College of Charleston | 20 | 7 | .741 |      |                                      |    |   |      |
| 1981 | ETSU                | 12 | 4 | .750 | 2008 | Elon                  | 19 | 8 | .704 |      |                                      |    |   |      |
|      | Marshall            | 12 | 4 | .750 | 2009 | Elon                  | 23 | 4 | .852 |      |                                      |    |   |      |
|      | Western Carolina    | 12 | 4 | .750 | 2010 | The Citadel           | 24 | 6 | .800 |      |                                      |    |   |      |
| 1982 | The Citadel         | 14 | 2 | .875 | 2011 | Elon                  | 23 | 7 | .767 |      |                                      |    |   |      |
| 1983 | The Citadel         | 12 | 2 | .857 | 2012 | Appalachian State     | 21 | 9 | .700 |      |                                      |    |   |      |
| 1984 | N-Appalachian State | 12 | 2 | .857 |      | College of Charleston | 21 | 9 | .700 |      |                                      |    |   |      |
|      | S-Western Carolina  | 13 | 3 | .813 | 2013 | Western Carolina      | 23 | 7 | .767 |      |                                      |    |   |      |

## REGULAR-SEASON CHAMPIONSHIPS BY SCHOOL

(Current schools)

|                       |    |
|-----------------------|----|
| The Citadel.....      | 13 |
| Western Carolina..... | 13 |
| Furman.....           | 4  |
| Mercer.....           | 3  |
| ETSU.....             | 2  |
| UNCG.....             | 2  |
| VMI.....              | 1  |
| Samford.....          | 1  |

(Former schools)

|                            |   |
|----------------------------|---|
| Appalachian State.....     | 6 |
| West Virginia.....         | 6 |
| East Carolina.....         | 5 |
| Georgia Southern.....      | 5 |
| College of Charleston..... | 4 |
| Elon.....                  | 4 |
| George Washington.....     | 4 |
| Richmond.....              | 3 |
| Marshall.....              | 2 |
| Davidson.....              | 1 |
| Virginia Tech.....         | 1 |

| 1954              | Conference |   | Overall |    |
|-------------------|------------|---|---------|----|
|                   | W          | L | W       | L  |
| Virginia Tech*    | 10         | 4 | 14      | 8  |
| George Washington | 6          | 4 | 16      | 7# |
| VMI               | 6          | 4 | 12      | 6  |
| Richmond          | 6          | 4 | 9       | 10 |
| The Citadel       | 3          | 2 | 5       | 9  |
| West Virginia     | 5          | 4 | 13      | 7  |
| Davidson          | 3          | 4 | 5       | 13 |
| Furman            | 2          | 4 | 8       | 7  |
| Washington & Lee  | 4          | 9 | 4       | 15 |
| William & Mary    | 2          | 8 | 4       | 12 |

| 1955              | Conference |    | Overall |    |
|-------------------|------------|----|---------|----|
|                   | W          | L  | W       | L  |
| West Virginia*    | 7          | 2  | 20      | 6  |
| George Washington | 8          | 3  | 12      | 6  |
| Virginia Tech     | 8          | 4  | 13      | 8  |
| The Citadel       | 6          | 3  | 7       | 9  |
| Davidson          | 5          | 3  | 11      | 5  |
| Richmond          | 5          | 5  | 10      | 11 |
| VMI               | 6          | 7  | 12      | 8  |
| William & Mary    | 4          | 7  | 8       | 9  |
| Washington & Lee  | 3          | 12 | 4       | 17 |
| Furman            | 1          | 7  | 5       | 15 |

| 1956               | Conference |   | Overall |    |
|--------------------|------------|---|---------|----|
|                    | W          | L | W       | L  |
| George Washington* | 8          | 3 | 11      | 7# |
| West Virginia      | 6          | 3 | 15      | 9  |
| Furman             | 4          | 2 | 10      | 10 |
| Richmond           | 6          | 4 | 9       | 8  |
| VMI                | 7          | 7 | 12      | 10 |
| Virginia Tech      | 7          | 7 | 9       | 12 |
| William & Mary     | 6          | 7 | 6       | 10 |
| The Citadel        | 4          | 5 | 10      | 13 |
| Washington & Lee   | 5          | 9 | 6       | 13 |
| Davidson           | 3          | 9 | 6       | 13 |

| 1957               | Conference |   | Overall |    |
|--------------------|------------|---|---------|----|
|                    | W          | L | W       | L  |
| George Washington* | 12         | 1 | 19      | 4  |
| Furman             | 5          | 3 | 11      | 11 |
| William & Mary     | 8          | 7 | 11      | 8  |
| Virginia Tech      | 8          | 7 | 9       | 12 |
| West Virginia      | 4          | 5 | 12      | 8  |
| Richmond           | 6          | 8 | 11      | 10 |
| The Citadel        | 3          | 4 | 10      | 10 |
| VMI                | 4          | 6 | 8       | 13 |
| Washington & Lee   | 4          | 7 | 8       | 10 |
| Davidson           | 3          | 9 | 6       | 13 |

| 1958               | Conference |   | Overall |    |
|--------------------|------------|---|---------|----|
|                    | W          | L | W       | L  |
| Richmond*          | 9          | 2 | 13      | 3  |
| George Washington* | 9          | 2 | 13      | 7  |
| The Citadel        | 7          | 3 | 15      | 9  |
| Davidson           | 7          | 4 | 11      | 6# |
| West Virginia      | 5          | 3 | 12      | 11 |
| Virginia Tech      | 6          | 7 | 9       | 11 |
| Furman             | 3          | 5 | 8       | 12 |
| Washington & Lee   | 2          | 8 | 5       | 9  |
| VMI                | 2          | 8 | 3       | 11 |
| William & Mary     | 1          | 9 | 3       | 11 |

| 1959               | Conference |    | Overall |    |
|--------------------|------------|----|---------|----|
|                    | W          | L  | W       | L  |
| George Washington* | 7          | 2  | 14      | 5  |
| Richmond           | 7          | 3  | 10      | 4  |
| The Citadel        | 6          | 3  | 19      | 5  |
| Virginia Tech      | 9          | 5  | 12      | 7  |
| West Virginia      | 8          | 5  | 16      | 9  |
| Furman             | 4          | 5  | 8       | 12 |
| VMI                | 5          | 10 | 5       | 11 |
| Davidson           | 3          | 7  | 4       | 17 |
| William & Mary     | 2          | 11 | 4       | 12 |

| 1960              | Conference |    | Overall |    |
|-------------------|------------|----|---------|----|
|                   | W          | L  | W       | L  |
| Richmond*         | 8          | 2  | 13      | 3  |
| The Citadel*      | 8          | 2  | 19      | 5  |
| West Virginia     | 6          | 4  | 17      | 9  |
| Furman            | 6          | 4  | 15      | 9  |
| Virginia Tech     | 7          | 6  | 10      | 9  |
| George Washington | 5          | 5  | 10      | 6  |
| VMI               | 5          | 8  | 6       | 8  |
| Davidson          | 3          | 5  | 7       | 12 |
| William & Mary    | 2          | 14 | 6       | 15 |

| 1961              | Conference |    | Overall |     |
|-------------------|------------|----|---------|-----|
|                   | W          | L  | W       | L   |
| West Virginia*    | 8          | 2  | 17      | 10  |
| Richmond          | 7          | 3  | 11      | 4   |
| Furman            | 7          | 3  | 15      | 10  |
| Virginia Tech     | 7          | 6  | 9       | 15  |
| VMI               | 6          | 6  | 7       | 7   |
| Davidson          | 6          | 6  | 9       | 14# |
| The Citadel       | 5          | 6  | 11      | 8   |
| George Washington | 2          | 7  | 6       | 10  |
| William & Mary    | 2          | 11 | 2       | 13  |

| 1962              | Conference |    | Overall |    |
|-------------------|------------|----|---------|----|
|                   | W          | L  | W       | L  |
| West Virginia*    | 9          | 2  | 19      | 8  |
| Richmond          | 8          | 3  | 12      | 5  |
| Furman            | 6          | 3  | 12      | 9  |
| Virginia Tech     | 7          | 5  | 11      | 6  |
| VMI               | 7          | 7  | 8       | 7  |
| George Washington | 4          | 6  | 8       | 7  |
| The Citadel       | 3          | 7  | 10      | 13 |
| Davidson          | 3          | 7  | 8       | 16 |
| William & Mary    | 3          | 10 | 4       | 12 |

# YEARLY STANDINGS

|                   | Conference |    | Overall |    |
|-------------------|------------|----|---------|----|
|                   | W          | L  | W       | L  |
| West Virginia*    | 13         | 1  | 30      | 3  |
| Virginia Tech     | 10         | 1  | 14      | 7  |
| Richmond          | 9          | 5  | 10      | 8  |
| VMI               | 7          | 7  | 14      | 11 |
| The Citadel       | 4          | 7  | 9       | 10 |
| George Washington | 4          | 8  | 4       | 13 |
| Furman            | 3          | 7  | 7       | 16 |
| Davidson          | 4          | 10 | 8       | 18 |
| William & Mary    | 1          | 9  | 2       | 14 |

|                   | Conference |    | Overall |     |
|-------------------|------------|----|---------|-----|
|                   | W          | L  | W       | L   |
| West Virginia*    | 14         | 2  | 24      | 5   |
| Furman            | 10         | 3  | 17      | 11  |
| Davidson          | 9          | 5  | 14      | 13# |
| Virginia Tech     | 9          | 6  | 12      | 10  |
| Richmond          | 5          | 7  | 8       | 11  |
| George Washington | 5          | 8  | 6       | 12# |
| VMI               | 5          | 9  | 10      | 12  |
| The Citadel       | 3          | 10 | 7       | 12  |
| William & Mary    | 2          | 12 | 2       | 14  |

|                   | Conference |    | Overall |    |
|-------------------|------------|----|---------|----|
|                   | W          | L  | W       | L  |
| Furman*           | 9          | 2  | 12      | 14 |
| West Virginia     | 10         | 4  | 19      | 9  |
| Richmond          | 10         | 5  | 13      | 10 |
| VMI               | 8          | 6  | 15      | 9  |
| The Citadel       | 9          | 7  | 12      | 12 |
| George Washington | 4          | 6  | 9       | 7  |
| Virginia Tech     | 5          | 11 | 10      | 13 |
| Davidson          | 5          | 11 | 8       | 24 |
| William & Mary    | 3          | 11 | 4       | 30 |

|                   | Conference |    | Overall |    |
|-------------------|------------|----|---------|----|
|                   | W          | L  | W       | L  |
| East Carolina*    | 12         | 3  | 17      | 10 |
| West Virginia     | 12         | 4  | 26      | 7  |
| George Washington | 9          | 5  | 13      | 6# |
| William & Mary    | 10         | 6  | 12      | 15 |
| Richmond          | 7          | 5  | 17      | 6  |
| VMI               | 6          | 10 | 10      | 13 |
| Davidson          | 5          | 11 | 10      | 24 |
| The Citadel       | 3          | 9  | 8       | 16 |
| Furman            | 2          | 13 | 4       | 25 |

|                   | Conference |    | Overall |    |
|-------------------|------------|----|---------|----|
|                   | W          | L  | W       | L  |
| West Virginia*    | 13         | 3  | 22      | 9  |
| East Carolina     | 13         | 3  | 23      | 6  |
| Richmond          | 10         | 5  | 13      | 9  |
| William & Mary    | 8          | 8  | 17      | 13 |
| VMI               | 7          | 9  | 9       | 10 |
| Furman            | 6          | 8  | 8       | 18 |
| The Citadel       | 6          | 9  | 9       | 16 |
| George Washington | 2          | 10 | 6       | 13 |
| Davidson          | 2          | 12 | 3       | 20 |

\*Regular season champion. Won playoff

|                   | Conference |   | Overall |    |
|-------------------|------------|---|---------|----|
|                   | W          | L | W       | L  |
| East Carolina*    | 8          | 1 | 21      | 11 |
| William & Mary    | 5          | 3 | 21      | 14 |
| Richmond          | 4          | 3 | 9       | 11 |
| Furman            | 5          | 4 | 14      | 13 |
| West Virginia     | 4          | 4 | 9       | 8  |
| The Citadel       | 4          | 5 | 16      | 10 |
| George Washington | 3          | 4 | 12      | 8  |
| VMI               | 3          | 5 | 7       | 8  |
| Davidson          | 1          | 8 | 3       | 23 |

|                   | Conference |   | Overall |    |
|-------------------|------------|---|---------|----|
|                   | W          | L | W       | L  |
| <b>North</b>      |            |   |         |    |
| VMI               | 9          | 8 | 10      | 12 |
| William & Mary    | 8          | 7 | 15      | 13 |
| George Washington | 7          | 7 | 13      | 16 |
| Richmond          | 3          | 9 | 6       | 12 |

|               | Conference |     | Overall |     |
|---------------|------------|-----|---------|-----|
|               | W          | L   | W       | L   |
| <b>South</b>  |            |     |         |     |
| Furman*       | 11         | 3#  | 18      | 17# |
| The Citadel   | 10         | 6   | 18      | 10  |
| East Carolina | 7          | 7   | 15      | 13  |
| Davidson      | 3          | 11# | 8       | 18# |

|                   | Conference |    | Overall |     |
|-------------------|------------|----|---------|-----|
|                   | W          | L  | W       | L   |
| <b>North</b>      |            |    |         |     |
| William & Mary    | 9          | 6  | 17      | 16  |
| George Washington | 11         | 8  | 17      | 18  |
| Richmond          | 5          | 9  | 9       | 12  |
| VMI               | 4          | 9  | 6       | 13  |
| <b>South</b>      |            |    |         |     |
| East Carolina*    | 13         | 6  | 18      | 11  |
| Furman            | 9          | 6# | 18      | 11^ |
| The Citadel       | 6          | 8# | 15      | 12# |
| Davidson          | 5          | 10 | 10      | 15  |

|                | Conference |   | Overall |    |
|----------------|------------|---|---------|----|
|                | W          | L | W       | L  |
| <b>1971</b>    |            |   |         |    |
| The Citadel*   | 11         | 5 | 22      | 9  |
| Furman*        | 11         | 5 | 21      | 12 |
| Richmond       | 10         | 6 | 14      | 13 |
| William & Mary | 10         | 6 | 14      | 13 |
| East Carolina  | 8          | 6 | 18      | 15 |
| Davidson       | 6          | 8 | 15      | 19 |
| VMI            | 6          | 8 | 12      | 18 |

|                   | Conference |    | Overall |     |
|-------------------|------------|----|---------|-----|
|                   | W          | L  | W       | L   |
| <b>1972</b>       |            |    |         |     |
| Richmond*         | 13         | 3  | 21      | 8   |
| East Carolina     | 11         | 5  | 19      | 10  |
| Furman            | 10         | 6  | 19      | 13# |
| The Citadel       | 9          | 7  | 17      | 13  |
| William & Mary    | 5          | 9  | 15      | 18  |
| Davidson          | 3          | 11 | 11      | 20  |
| VMI               | 3          | 13 | 6       | 19  |
| Appalachian State | 0          | 0  | 12      | 13  |

|                    | Conference |    | Overall |    |
|--------------------|------------|----|---------|----|
|                    | W          | L  | W       | L  |
| <b>1973</b>        |            |    |         |    |
| Appalachian State* | 11         | 3  | 16      | 12 |
| East Carolina      | 10         | 4  | 16      | 8  |
| Richmond           | 8          | 5  | 16      | 8  |
| The Citadel        | 8          | 5  | 16      | 14 |
| William & Mary     | 6          | 6  | 11      | 15 |
| Furman             | 6          | 6  | 16      | 15 |
| Davidson           | 1          | 10 | 8       | 15 |
| VMI                | 0          | 10 | 3       | 14 |

|                   | Conference |    | Overall |    |
|-------------------|------------|----|---------|----|
|                   | W          | L  | W       | L  |
| <b>1974</b>       |            |    |         |    |
| East Carolina*    | 12         | 2  | 17      | 13 |
| Richmond          | 9          | 5  | 22      | 12 |
| Appalachian State | 9          | 5  | 20      | 13 |
| The Citadel       | 7          | 7  | 17      | 11 |
| Davidson          | 6          | 8  | 10      | 15 |
| William & Mary    | 5          | 9  | 8       | 17 |
| VMI               | 5          | 9  | 6       | 14 |
| Furman            | 3          | 11 | 14      | 20 |

|                   | Conference |    | Overall |    |
|-------------------|------------|----|---------|----|
|                   | W          | L  | W       | L  |
| <b>1975</b>       |            |    |         |    |
| The Citadel*      | 11         | 3  | 21      | 9  |
| Davidson          | 10         | 4  | 21      | 15 |
| East Carolina     | 9          | 5  | 16      | 12 |
| Furman            | 8          | 6  | 10      | 12 |
| Richmond          | 8          | 6  | 17      | 16 |
| Appalachian State | 6          | 8  | 19      | 16 |
| William & Mary    | 3          | 11 | 10      | 18 |
| VMI               | 1          | 13 | 2       | 18 |

|                   | Conference |    | Overall |    |
|-------------------|------------|----|---------|----|
|                   | W          | L  | W       | L  |
| <b>1976</b>       |            |    |         |    |
| Furman*           | 11         | 2  | 23      | 16 |
| Richmond          | 9          | 5  | 20      | 12 |
| The Citadel       | 7          | 4  | 18      | 9  |
| East Carolina     | 7          | 6  | 22      | 7  |
| William & Mary    | 5          | 5  | 13      | 20 |
| Davidson          | 5          | 8  | 10      | 22 |
| Appalachian State | 4          | 8  | 24      | 14 |
| VMI               | 2          | 12 | 6       | 23 |

|                   | Conference |    | Overall |    |
|-------------------|------------|----|---------|----|
|                   | W          | L  | W       | L  |
| <b>1977</b>       |            |    |         |    |
| East Carolina*    | 15         | 1  | 30      | 12 |
| Western Carolina  | 14         | 2  | 27      | 5  |
| The Citadel       | 10         | 4  | 21      | 11 |
| Marshall          | 8          | 8  | 20      | 21 |
| William & Mary    | 7          | 9  | 15      | 25 |
| Appalachian State | 6          | 10 | 21      | 14 |
| Davidson          | 5          | 11 | 15      | 25 |
| Furman            | 3          | 13 | 14      | 30 |
| VMI               | 2          | 12 | 5       | 19 |
| Chattanooga       | 0          | 0  | 23      | 14 |



*Wake Forest second baseman Charles Teague was a three-time All-American and three-time All-Southern Conference selection from 1947-50. In 1949, he helped the Demon Deacons to the College World Series championship game. He was named to the SoCon's 75th anniversary team in 1995 and was posthumously inducted into National College Baseball Hall of Fame in 2010 and the SoCon Hall of Fame in 2014.*

# YEARLY STANDINGS



Future MLB All-Star Atlee Hammaker starred for ETSU in the late 70s and was part of the Bucs' first SoCon team in 1979.

|                   | Conference |    | Overall |     |
|-------------------|------------|----|---------|-----|
|                   | W          | L  | W       | L   |
| <b>1978</b>       |            |    |         |     |
| Marshall*         | 11         | 1  | 27      | 13  |
| Appalachian State | 10         | 4  | 24      | 10  |
| The Citadel       | 9          | 5  | 30      | 9   |
| Western Carolina  | 8          | 5  | 20      | 13# |
| Furman            | 6          | 7  | 13      | 18  |
| Chattanooga       | 5          | 9  | 25      | 18  |
| Davidson          | 4          | 8  | 15      | 26  |
| VMI               | 4          | 8  | 15      | 26  |
| <b>1979</b>       |            |    |         |     |
| The Citadel*      | 13         | 3  | 27      | 15  |
| Appalachian State | 10         | 5  | 20      | 22  |
| ETSU              | 10         | 5  | 29      | 23  |
| Marshall          | 10         | 6  | 23      | 15# |
| Furman            | 9          | 7  | 16      | 16  |
| Western Carolina  | 6          | 7  | 13      | 15  |
| Chattanooga       | 6          | 10 | 16      | 15  |
| Davidson          | 5          | 11 | 13      | 23  |
| VMI               | 0          | 15 | 6       | 25  |
| <b>1980</b>       |            |    |         |     |
| ETSU*             | 14         | 1  | 39      | 7#  |
| Marshall          | 10         | 3  | 17      | 11  |
| Appalachian State | 10         | 5  | 17      | 19  |
| Western Carolina  | 8          | 5  | 22      | 15  |
| The Citadel       | 9          | 6  | 23      | 14  |
| Davidson          | 7          | 8  | 15      | 24  |
| Furman            | 2          | 10 | 7       | 22  |
| Chattanooga       | 1          | 11 | 12      | 20  |
| VMI               | 0          | 12 | 4       | 22  |
| <b>1981</b>       |            |    |         |     |
| Western Carolina* | 12         | 4  | 25      | 14  |
| ETSU*             | 12         | 4  | 44      | 17  |
| Marshall*         | 12         | 4  | 22      | 17  |
| The Citadel       | 11         | 5  | 31      | 13  |
| Appalachian State | 8          | 8  | 35      | 17# |
| Davidson          | 7          | 9  | 18      | 26  |
| Chattanooga       | 6          | 10 | 28      | 24  |
| Furman            | 4          | 12 | 11      | 33  |
| VMI               | 0          | 16 | 3       | 37  |

|                     | Conference |    | Overall |     |
|---------------------|------------|----|---------|-----|
|                     | W          | L  | W       | L   |
| <b>1982</b>         |            |    |         |     |
| The Citadel*        | 14         | 2  | 40      | 8   |
| Western Carolina    | 12         | 4  | 28      | 12  |
| ETSU                | 10         | 4  | 34      | 19  |
| Appalachian State   | 8          | 8  | 30      | 21  |
| Marshall            | 8          | 8  | 17      | 21  |
| VMI                 | 6          | 10 | 11      | 29  |
| Furman              | 4          | 10 | 15      | 19# |
| Chattanooga         | 4          | 10 | 12      | 20  |
| Davidson            | 2          | 12 | 13      | 26  |
| <b>1983</b>         |            |    |         |     |
| The Citadel*        | 12         | 2  | 34      | 10  |
| ETSU                | 9          | 3  | 20      | 18  |
| Western Carolina    | 9          | 5  | 25      | 20  |
| Appalachian State   | 7          | 7  | 33      | 14  |
| Marshall            | 7          | 7  | 19      | 14  |
| VMI                 | 5          | 9  | 11      | 25  |
| Davidson            | 3          | 11 | 11      | 24  |
| Furman              | 2          | 10 | 4       | 22  |
| <b>1984</b>         |            |    |         |     |
| <b>North</b>        |            |    |         |     |
| Appalachian State*+ | 12         | 2  | 35      | 7   |
| VMI                 | 6          | 7  | 16      | 18  |
| Marshall            | 5          | 8  | 11      | 16  |
| ETSU                | 3          | 9  | 9       | 19  |
| <b>South</b>        |            |    |         |     |
| Western Carolina*   | 13         | 3  | 37      | 20  |
| The Citadel         | 12         | 5  | 26      | 21  |
| Davidson            | 5          | 12 | 12      | 16# |
| Furman              | 4          | 14 | 16      | 19  |
| <b>1985</b>         |            |    |         |     |
| <b>North</b>        |            |    |         |     |
| Appalachian State*  | 14         | 3  | 35      | 13  |
| Marshall            | 10         | 8  | 26      | 18# |
| VMI                 | 8          | 10 | 16      | 24  |
| ETSU                | 3          | 14 | 10      | 31  |
| <b>South</b>        |            |    |         |     |
| Davidson*           | 11         | 5  | 24      | 19  |
| Western Carolina+   | 11         | 6  | 37      | 35  |
| The Citadel         | 8          | 10 | 29      | 20  |
| Furman              | 4          | 13 | 16      | 29  |

|                    | Conference |    | Overall |     |
|--------------------|------------|----|---------|-----|
|                    | W          | L  | W       | L   |
| <b>1986</b>        |            |    |         |     |
| <b>North</b>       |            |    |         |     |
| Appalachian State* | 15         | 2  | 40      | 13# |
| ETSU               | 9          | 9  | 21      | 21  |
| VMI                | 7          | 11 | 15      | 25  |
| Marshall           | 4          | 13 | 15      | 18  |
| <b>South</b>       |            |    |         |     |
| Western Carolina*+ | 12         | 5  | 33      | 28  |
| Davidson           | 10         | 8  | 21      | 20# |
| The Citadel        | 9          | 9  | 29      | 20  |
| Furman             | 4          | 13 | 15      | 24  |
| <b>1987</b>        |            |    |         |     |
| <b>North</b>       |            |    |         |     |
| Appalachian State* | 10         | 2  | 26      | 13  |
| VMI                | 8          | 4  | 16      | 16# |
| Marshall           | 5          | 7  | 16      | 17  |
| ETSU               | 1          | 11 | 9       | 19# |
| <b>South</b>       |            |    |         |     |
| Western Carolina*+ | 13         | 3  | 36      | 20  |
| Davidson           | 10         | 7  | 25      | 17  |
| The Citadel        | 6          | 12 | 19      | 31  |
| Furman             | 5          | 12 | 11      | 26# |
| <b>1988</b>        |            |    |         |     |
| <b>North</b>       |            |    |         |     |
| VMI*               | 11         | 7  | 20      | 20  |
| Appalachian State  | 9          | 7  | 29      | 17  |
| Marshall           | 7          | 9  | 23      | 17  |
| ETSU               | 7          | 11 | 16      | 35  |
| <b>South</b>       |            |    |         |     |
| Western Carolina*+ | 14         | 3  | 38      | 24  |
| The Citadel        | 12         | 6  | 33      | 20  |
| Davidson           | 7          | 11 | 28      | 26  |
| Furman             | 2          | 15 | 8       | 29  |
| <b>1989</b>        |            |    |         |     |
| <b>Conference</b>  |            |    |         |     |
| Western Carolina*+ | 10         | 5  | 23      | 31  |
| Marshall           | 8          | 5  | 16      | 14  |
| Appalachian State  | 9          | 7  | 29      | 13  |
| VMI                | 8          | 7  | 16      | 23  |
| The Citadel        | 8          | 9  | 30      | 20  |
| Furman             | 5          | 10 | 13      | 21  |
| ETSU               | 5          | 10 | 10      | 21  |
| <b>1990</b>        |            |    |         |     |
| <b>Conference</b>  |            |    |         |     |
| The Citadel*+      | 13         | 1  | 46      | 14  |
| Western Carolina   | 10         | 7  | 37      | 25  |
| Marshall           | 10         | 7  | 20      | 19  |
| VMI                | 6          | 8  | 12      | 26  |
| Appalachian State  | 6          | 9  | 19      | 22# |
| Furman             | 6          | 11 | 20      | 24  |
| ETSU               | 4          | 12 | 10      | 31  |
| <b>1991</b>        |            |    |         |     |
| <b>Conference</b>  |            |    |         |     |
| The Citadel*       | 16         | 2  | 34      | 19# |
| Western Carolina   | 11         | 3  | 36      | 26  |
| Marshall           | 9          | 7  | 16      | 26  |
| Furman+            | 6          | 5  | 26      | 26  |
| Appalachian State  | 5          | 8  | 28      | 21  |
| ETSU               | 5          | 13 | 23      | 29  |
| VMI                | 1          | 15 | 2       | 35# |
| <b>1992</b>        |            |    |         |     |
| <b>Conference</b>  |            |    |         |     |
| Western Carolina*+ | 17         | 4  | 44      | 21# |
| Georgia Southern   | 15         | 6  | 31      | 27  |
| ETSU               | 11         | 8  | 31      | 20  |
| The Citadel        | 10         | 9  | 35      | 20  |
| Furman             | 11         | 10 | 21      | 31  |
| Appalachian State  | 6          | 14 | 17      | 34  |
| Marshall           | 5          | 13 | 15      | 26  |
| VMI                | 4          | 15 | 11      | 39  |

# YEARLY STANDINGS

|                   | Conference |    | Overall |    |
|-------------------|------------|----|---------|----|
|                   | W          | L  | W       | L  |
| Georgia Southern* | 18         | 5  | 38      | 21 |
| Western Carolina+ | 15         | 6  | 34      | 28 |
| The Citadel       | 13         | 9  | 32      | 25 |
| ETSU              | 11         | 8  | 21      | 17 |
| Davidson          | 11         | 9  | 20      | 28 |
| Appalachian State | 8          | 12 | 15      | 27 |
| Marshall          | 9          | 14 | 13      | 27 |
| VMI               | 5          | 15 | 20      | 29 |
| Furman            | 4          | 16 | 17      | 22 |

|                   | Conference |    | Overall |    |
|-------------------|------------|----|---------|----|
|                   | W          | L  | W       | L  |
| Western Carolina* | 19         | 4  | 45      | 18 |
| Georgia Southern  | 15         | 7  | 31      | 25 |
| Marshall          | 12         | 9  | 23      | 20 |
| ETSU              | 12         | 11 | 19      | 21 |
| The Citadel+      | 11         | 13 | 32      | 34 |
| Appalachian State | 10         | 13 | 22      | 26 |
| VMI               | 10         | 13 | 21      | 29 |
| Davidson          | 10         | 14 | 20      | 31 |
| Furman            | 4          | 19 | 9       | 35 |

|                   | Conference |     | Overall |     |
|-------------------|------------|-----|---------|-----|
|                   | W          | L   | W       | L   |
| The Citadel*+     | 19         | 5   | 39      | 21  |
| Georgia Southern  | 14         | 10  | 35      | 24  |
| Western Carolina  | 13         | 11  | 32      | 24  |
| Davidson          | 12         | 12  | 19      | 32  |
| ETSU              | 11         | 12# | 25      | 27# |
| Appalachian State | 10         | 13# | 17      | 30# |
| VMI               | 10         | 14  | 19      | 28  |
| Marshall          | 9          | 15  | 12      | 38  |
| Furman            | 9          | 15  | 16      | 32  |

|                    | Conference |    | Overall |     |
|--------------------|------------|----|---------|-----|
|                    | W          | L  | W       | L   |
| Georgia Southern*+ | 17         | 3  | 46      | 14  |
| Western Carolina   | 17         | 7  | 32      | 24# |
| Furman             | 15         | 9  | 26      | 29  |
| The Citadel        | 13         | 10 | 33      | 26  |
| Appalachian State  | 12         | 10 | 27      | 19  |
| ETSU               | 11         | 12 | 26      | 24  |
| VMI                | 7          | 16 | 17      | 29  |
| Davidson           | 6          | 18 | 16      | 33  |
| Marshall           | 4          | 17 | 7       | 35# |

|                    | Conference |    | Overall |     |
|--------------------|------------|----|---------|-----|
|                    | W          | L  | W       | L   |
| Western Carolina*+ | 18         | 6  | 42      | 20  |
| Georgia Southern*  | 18         | 6  | 34      | 26  |
| The Citadel        | 16         | 7  | 37      | 21  |
| Furman             | 13         | 11 | 29      | 23# |
| ETSU               | 11         | 11 | 21      | 24  |
| Davidson           | 8          | 15 | 18      | 34  |
| Appalachian State  | 8          | 16 | 16      | 32  |
| VMI                | 6          | 13 | 13      | 35  |
| Marshall           | 4          | 17 | 7       | 39  |

|                   | Conference |    | Overall |     |
|-------------------|------------|----|---------|-----|
|                   | W          | L  | W       | L   |
| UNCG*             | 22         | 5  | 40      | 18  |
| The Citadel+      | 21         | 5  | 37      | 24  |
| Western Carolina  | 20         | 6  | 45      | 15  |
| Furman            | 12         | 12 | 21      | 27# |
| Wofford           | 10         | 12 | 15      | 32  |
| Georgia Southern  | 9          | 15 | 22      | 30  |
| Davidson          | 8          | 16 | 13      | 38  |
| ETSU              | 8          | 18 | 18      | 31  |
| VMI               | 7          | 17 | 14      | 35  |
| Appalachian State | 6          | 17 | 13      | 28  |

|                       | Conference |    | Overall |     |
|-----------------------|------------|----|---------|-----|
|                       | W          | L  | W       | L   |
| The Citadel*+         | 24         | 5  | 41      | 20  |
| College of Charleston | 19         | 10 | 31      | 24  |
| Western Carolina      | 18         | 10 | 36      | 23# |
| ETSU                  | 18         | 11 | 29      | 25  |
| UNCG                  | 16         | 12 | 29      | 26  |
| Georgia Southern      | 13         | 15 | 29      | 29  |
| VMI                   | 13         | 16 | 22      | 27  |
| Furman                | 13         | 17 | 22      | 35  |
| Appalachian State     | 10         | 20 | 14      | 38  |
| Davidson              | 9          | 21 | 11      | 37# |
| Wofford               | 7          | 23 | 14      | 36  |

|                       | Conference |     | Overall |     |
|-----------------------|------------|-----|---------|-----|
|                       | W          | L   | W       | L   |
| Georgia Southern*+    | 23         | 7   | 38      | 23  |
| The Citadel*          | 23         | 7   | 39      | 20  |
| UNCG                  | 20         | 9   | 34      | 24  |
| Furman                | 15         | 13# | 27      | 31# |
| ETSU                  | 15         | 15  | 21      | 31  |
| College of Charleston | 14         | 15# | 28      | 28# |
| Davidson              | 14         | 15  | 26      | 28  |
| Appalachian State     | 11         | 17  | 17      | 38# |
| VMI                   | 11         | 19  | 19      | 30  |
| Western Carolina      | 8          | 22  | 15      | 38  |
| Wofford               | 7          | 22  | 16      | 38  |

|                       | Conference |    | Overall |    |
|-----------------------|------------|----|---------|----|
|                       | W          | L  | W       | L  |
| Georgia Southern*     | 21         | 9  | 42      | 20 |
| The Citadel+          | 20         | 10 | 38      | 24 |
| Furman                | 18         | 11 | 30      | 25 |
| Western Carolina      | 18         | 11 | 30      | 26 |
| UNCG                  | 17         | 12 | 31      | 28 |
| Appalachian State     | 12         | 14 | 21      | 32 |
| ETSU                  | 13         | 17 | 23      | 32 |
| College of Charleston | 10         | 16 | 24      | 28 |
| Wofford               | 9          | 17 | 17      | 31 |
| Davidson              | 10         | 20 | 19      | 32 |
| VMI                   | 8          | 19 | 15      | 32 |

|                       | Conference |    | Overall |    |
|-----------------------|------------|----|---------|----|
|                       | W          | L  | W       | L  |
| The Citadel*          | 22         | 8  | 31      | 26 |
| Western Carolina      | 20         | 10 | 33      | 23 |
| College of Charleston | 19         | 11 | 36      | 22 |
| Georgia Southern+     | 18         | 11 | 39      | 25 |
| UNCG                  | 17         | 11 | 33      | 22 |
| Furman                | 14         | 16 | 26      | 34 |
| Wofford               | 14         | 16 | 26      | 31 |
| ETSU                  | 13         | 16 | 21      | 36 |
| Davidson              | 13         | 16 | 21      | 29 |
| Appalachian State     | 10         | 19 | 16      | 34 |
| VMI                   | 1          | 27 | 10      | 41 |

|                       | Conference |    | Overall |    |
|-----------------------|------------|----|---------|----|
|                       | W          | L  | W       | L  |
| Western Carolina*+    | 22         | 8  | 43      | 21 |
| Georgia Southern      | 19         | 10 | 39      | 21 |
| The Citadel           | 19         | 11 | 32      | 25 |
| UNCG                  | 17         | 13 | 39      | 21 |
| Furman                | 17         | 13 | 32      | 24 |
| College of Charleston | 17         | 13 | 31      | 27 |
| VMI                   | 16         | 14 | 24      | 28 |
| Davidson              | 12         | 17 | 18      | 27 |
| ETSU                  | 9          | 20 | 15      | 36 |
| Appalachian State     | 8          | 22 | 14      | 36 |
| Wofford               | 7          | 22 | 9       | 40 |

|                        | Conference |    | Overall |     |
|------------------------|------------|----|---------|-----|
|                        | W          | L  | W       | L   |
| College of Charleston* | 25         | 5  | 47      | 16  |
| Georgia Southern       | 21         | 9  | 34      | 25  |
| The Citadel+           | 21         | 9  | 39      | 28  |
| Elon                   | 17         | 13 | 31      | 28  |
| UNCG                   | 16         | 14 | 33      | 21# |
| ETSU                   | 15         | 15 | 28      | 30  |
| Davidson               | 13         | 17 | 20      | 33  |
| Western Carolina       | 12         | 18 | 28      | 31  |
| Furman                 | 11         | 19 | 21      | 33  |
| Wofford                | 8          | 22 | 17      | 30  |
| Appalachian State      | 6          | 24 | 10      | 43  |

|                        | Conference |    | Overall |    |
|------------------------|------------|----|---------|----|
|                        | W          | L  | W       | L  |
| College of Charleston* | 27         | 3  | 48      | 15 |
| Georgia Southern       | 18         | 11 | 38      | 22 |
| Western Carolina       | 18         | 12 | 33      | 23 |
| Elon                   | 18         | 12 | 32      | 25 |
| UNCG                   | 17         | 13 | 31      | 22 |
| The Citadel            | 14         | 16 | 25      | 34 |
| ETSU                   | 13         | 16 | 31      | 22 |
| Furman+                | 13         | 16 | 30      | 29 |
| Davidson               | 13         | 17 | 26      | 24 |
| Wofford                | 7          | 23 | 17      | 37 |
| Appalachian State      | 5          | 24 | 10      | 42 |

|                        | Conference |    | Overall |     |
|------------------------|------------|----|---------|-----|
|                        | W          | L  | W       | L   |
| Elon*                  | 21         | 6  | 45      | 18  |
| College of Charleston+ | 20         | 7  | 46      | 17  |
| Furman                 | 16         | 11 | 32      | 23  |
| Georgia Southern       | 16         | 11 | 31      | 27  |
| The Citadel            | 15         | 12 | 34      | 27  |
| Western Carolina       | 14         | 13 | 33      | 27  |
| UNCG                   | 13         | 14 | 26      | 33  |
| Appalachian State      | 9          | 18 | 24      | 31# |
| Davidson               | 6          | 21 | 18      | 33  |
| Wofford                | 5          | 22 | 20      | 37  |



Joseph P. Riley, Jr. Park in Charleston, S.C., has hosted the Southern Conference Baseball Championship 16 times since opening in 1997, including a 12-year run from 1997-2008.

# YEARLY STANDINGS

|                        | Conference |    | Overall |    |
|------------------------|------------|----|---------|----|
|                        | W          | L  | W       | L  |
| Western Carolina*      | 20         | 7  | 42      | 20 |
| College of Charleston* | 20         | 7  | 39      | 19 |
| Elon                   | 15         | 12 | 32      | 29 |
| Appalachian State      | 14         | 13 | 33      | 26 |
| UNCG                   | 14         | 13 | 30      | 30 |
| Georgia Southern       | 13         | 14 | 34      | 28 |
| The Citadel            | 12         | 15 | 34      | 27 |
| Furman                 | 11         | 16 | 19      | 36 |
| Wofford+               | 8          | 19 | 30      | 33 |
| Davidson               | 8          | 19 | 19      | 34 |

|                       | Conference |    | Overall |    |
|-----------------------|------------|----|---------|----|
|                       | W          | L  | W       | L  |
| Elon*+                | 19         | 8  | 44      | 18 |
| College of Charleston | 18         | 9  | 39      | 20 |
| Furman                | 17         | 10 | 33      | 24 |
| Georgia Southern      | 16         | 11 | 33      | 25 |
| UNCG                  | 15         | 12 | 33      | 27 |
| Appalachian State     | 14         | 13 | 32      | 27 |
| Western Carolina      | 14         | 13 | 29      | 28 |
| The Citadel           | 12         | 15 | 28      | 28 |
| Wofford               | 6          | 21 | 24      | 35 |
| Davidson              | 4          | 23 | 12      | 38 |

|                       | Conference |    | Overall |    |
|-----------------------|------------|----|---------|----|
|                       | W          | L  | W       | L  |
| Elon*                 | 23         | 4  | 41      | 18 |
| Georgia Southern+     | 20         | 8  | 42      | 17 |
| The Citadel           | 20         | 10 | 37      | 22 |
| Western Carolina      | 19         | 10 | 35      | 22 |
| College of Charleston | 17         | 13 | 35      | 22 |
| Appalachian State     | 15         | 13 | 33      | 21 |
| Davidson              | 11         | 16 | 18      | 31 |
| Furman                | 10         | 20 | 24      | 31 |
| Samford               | 9          | 21 | 17      | 35 |
| UNCG&                 | 7          | 21 | 20      | 29 |
| Wofford               | 7          | 22 | 17      | 32 |

& later vacated 16 wins (including four SoCon wins)

|                       | Conference |     | Overall |     |
|-----------------------|------------|-----|---------|-----|
|                       | W          | L   | W       | L   |
| The Citadel*+         | 24         | 6   | 43      | 22  |
| College of Charleston | 22         | 8   | 44      | 19  |
| Elon                  | 19         | 11  | 38      | 24  |
| Georgia Southern      | 19         | 11  | 34      | 24  |
| Samford               | 17         | 12  | 31      | 25  |
| Western Carolina      | 16         | 13# | 37      | 21# |
| Appalachian State     | 14         | 14# | 38      | 18# |
| Furman                | 11         | 19  | 19      | 37  |
| Wofford               | 9          | 21  | 17      | 38  |
| UNCG&                 | 7          | 23  | 20      | 33  |
| Davidson              | 5          | 25  | 19      | 32  |

& later vacated 19 wins (including six SoCon wins)

|                       | Conference |    | Overall |     |
|-----------------------|------------|----|---------|-----|
|                       | W          | L  | W       | L   |
| Elon*                 | 23         | 7  | 36      | 21  |
| UNCG&                 | 22         | 8  | 34      | 20  |
| College of Charleston | 18         | 12 | 39      | 22  |
| Samford\$             | 18         | 12 | 37      | 23  |
| Georgia Southern+     | 18         | 12 | 36      | 26  |
| Appalachian State     | 15         | 15 | 33      | 27  |
| Furman                | 13         | 16 | 24      | 33  |
| Western Carolina      | 12         | 18 | 23      | 31# |
| Wofford               | 9          | 21 | 22      | 33  |
| Davidson              | 8          | 21 | 18      | 30  |
| The Citadel           | 8          | 22 | 20      | 36  |

& later vacated all 34 wins)

\$ later vacated all 37 wins

|                        | Conference |    | Overall |    |
|------------------------|------------|----|---------|----|
|                        | W          | L  | W       | L  |
| Appalachian State*     | 21         | 9  | 41      | 18 |
| College of Charleston* | 21         | 9  | 38      | 22 |
| Elon                   | 20         | 10 | 33      | 26 |
| Samford+&              | 19         | 11 | 41      | 23 |
| Western Carolina       | 16         | 14 | 32      | 24 |
| Georgia Southern       | 15         | 15 | 33      | 27 |
| Furman                 | 13         | 17 | 28      | 31 |
| The Citadel            | 13         | 17 | 25      | 33 |
| UNCG                   | 10         | 20 | 25      | 27 |
| Wofford                | 9          | 21 | 22      | 32 |



The 2009 Southern Conference Baseball Championship was contested at Fluor Field in Greenville, S.C., for the first time, with Georgia Southern winning the title. The tournament has returned to Fluor Field four times since, in 2012, 2013, 2016 and 2017, and will be played there again in 2018.

|          |   |    |    |    |
|----------|---|----|----|----|
| Davidson | 8 | 22 | 17 | 31 |
|----------|---|----|----|----|

& later vacated all 41 wins and tournament title

|                       | Conference |    | Overall |    |
|-----------------------|------------|----|---------|----|
|                       | W          | L  | W       | L  |
| Western Carolina*     | 23         | 7  | 39      | 20 |
| College of Charleston | 18         | 11 | 31      | 26 |
| Elon+                 | 18         | 11 | 34      | 30 |
| The Citadel           | 18         | 12 | 35      | 25 |
| Appalachian State     | 13         | 14 | 30      | 24 |
| Furman                | 14         | 16 | 32      | 25 |
| Georgia Southern      | 13         | 17 | 27      | 32 |
| Samford&              | 12         | 17 | 27      | 30 |
| Davidson              | 12         | 18 | 18      | 31 |
| UNCG                  | 11         | 19 | 24      | 31 |
| Wofford               | 10         | 20 | 20      | 36 |

& later vacated all 27 wins

|                   | Conference |    | Overall |    |
|-------------------|------------|----|---------|----|
|                   | W          | L  | W       | L  |
| Western Carolina* | 20         | 6  | 37      | 18 |
| Davidson          | 17         | 8  | 29      | 19 |
| Georgia Southern+ | 15         | 12 | 40      | 23 |
| Samford&          | 15         | 12 | 35      | 25 |
| Wofford           | 12         | 14 | 32      | 28 |
| Appalachian State | 12         | 14 | 21      | 34 |
| Elon              | 12         | 15 | 27      | 26 |
| Furman            | 11         | 15 | 26      | 33 |
| UNCG              | 8          | 16 | 21      | 28 |
| The Citadel       | 8          | 18 | 24      | 34 |

& later vacated 19 wins (including nine SoCon wins)

|                  | Conference |    | Overall |    |
|------------------|------------|----|---------|----|
|                  | W          | L  | W       | L  |
| Mercer*+         | 16         | 7  | 35      | 23 |
| Samford          | 14         | 10 | 32      | 26 |
| Wofford          | 13         | 10 | 39      | 22 |
| UNCG             | 12         | 12 | 23      | 27 |
| VMI              | 12         | 12 | 21      | 30 |
| Furman           | 11         | 13 | 25      | 33 |
| Western Carolina | 11         | 13 | 21      | 30 |
| The Citadel      | 10         | 14 | 28      | 30 |
| ETSU             | 8          | 16 | 21      | 35 |

|                   | Conference |    | Overall |    |
|-------------------|------------|----|---------|----|
|                   | W          | L  | W       | L  |
| Mercer*           | 16         | 8  | 38      | 23 |
| UNCG              | 15         | 9  | 38      | 21 |
| Western Carolina+ | 15         | 9  | 31      | 31 |
| Furman            | 14         | 10 | 29      | 30 |
| Samford           | 13         | 11 | 35      | 26 |

|             |    |    |    |    |
|-------------|----|----|----|----|
| ETSU        | 13 | 11 | 27 | 30 |
| Wofford     | 12 | 12 | 30 | 28 |
| The Citadel | 6  | 18 | 17 | 42 |
| VMI         | 4  | 20 | 21 | 35 |

|                  | Conference |    | Overall |    |
|------------------|------------|----|---------|----|
|                  | W          | L  | W       | L  |
| Mercer*          | 17         | 6  | 39      | 17 |
| Western Carolina | 15         | 8  | 28      | 28 |
| UNCG+            | 14         | 10 | 36      | 24 |
| Furman           | 14         | 10 | 33      | 28 |
| Wofford          | 13         | 11 | 28      | 30 |
| Samford          | 11         | 13 | 33      | 26 |
| ETSU             | 9          | 15 | 30      | 29 |
| VMI              | 7          | 17 | 24      | 34 |
| The Citadel      | 7          | 17 | 16      | 35 |

|                  | Conference |    | Overall |    |
|------------------|------------|----|---------|----|
|                  | W          | L  | W       | L  |
| UNCG*            | 18         | 3  | 39      | 15 |
| Samford+         | 16         | 8  | 37      | 26 |
| Wofford          | 15         | 9  | 36      | 23 |
| VMI              | 12         | 12 | 26      | 27 |
| Mercer           | 11         | 13 | 38      | 22 |
| ETSU             | 11         | 13 | 28      | 25 |
| Furman           | 9          | 12 | 24      | 28 |
| The Citadel      | 8          | 16 | 19      | 34 |
| Western Carolina | 5          | 19 | 11      | 47 |

|                  | Conference |    | Overall |    |
|------------------|------------|----|---------|----|
|                  | W          | L  | W       | L  |
| Samford*         | 19         | 5  | 41      | 19 |
| Wofford          | 14         | 9  | 36      | 25 |
| UNCG             | 14         | 10 | 34      | 20 |
| Mercer+          | 14         | 10 | 35      | 29 |
| Furman           | 13         | 11 | 26      | 31 |
| ETSU             | 11         | 12 | 34      | 21 |
| VMI              | 9          | 15 | 17      | 41 |
| Western Carolina | 8          | 16 | 21      | 32 |
| The Citadel      | 5          | 19 | 12      | 43 |

|                  | Conference |   | Overall |    |
|------------------|------------|---|---------|----|
|                  | W          | L | W       | L  |
| Samford          | 0          | 0 | 13      | 2  |
| Wofford          | 0          | 0 | 14      | 3  |
| Mercer           | 0          | 0 | 13      | 3  |
| ETSU             | 0          | 0 | 12      | 3  |
| UNCG             | 0          | 0 | 12      | 5  |
| The Citadel      | 0          | 0 | 10      | 6  |
| Western Carolina | 0          | 0 | 8       | 8  |
| Furman           | 0          | 0 | 8       | 9  |
| VMI              | 0          | 0 | 4       | 13 |

\* - Conference champion  
 + - Tournament champion  
 # - Includes tie game  
 ^ - Includes two tied games  
 % Season cut short by COVID-19

# SOCON CHAMPIONSHIP

## TOURNAMENT RESULTS

| Year | Champion (seed)               | Games | Attendance | Average | Site             |
|------|-------------------------------|-------|------------|---------|------------------|
| 1950 | Wake Forest                   | 6     |            |         | Greensboro, N.C. |
| 1951 | Duke                          | 4     |            |         | Greensboro, N.C. |
| 1952 | Duke                          | 7     |            |         | Raleigh, N.C.    |
| 1953 | Duke                          | 6     |            |         | Raleigh, N.C.    |
| 1984 | Appalachian State (1N)        | 5     |            |         | Cullowhee, N.C.  |
| 1985 | Western Carolina (2S)         | 7     |            |         | Boone, N.C.      |
| 1986 | Western Carolina (1S)         | 6     |            |         | Cullowhee, N.C.  |
| 1987 | Western Carolina (1S)         | 6     |            |         | Asheville, N.C.  |
| 1988 | Western Carolina (1S)         | 6     |            |         | Asheville, N.C.  |
| 1989 | Western Carolina (1)          | 7     |            |         | Asheville, N.C.  |
| 1990 | The Citadel (1)               | 13    |            |         | Charleston, S.C. |
| 1991 | Furman (4)                    | 13    |            |         | Charleston, S.C. |
| 1992 | Western Carolina (1)          | 15    |            |         | Charleston, S.C. |
| 1993 | Western Carolina (2)          | 15    |            |         | Charleston, S.C. |
| 1994 | The Citadel (5)               | 14    |            |         | Charleston, S.C. |
| 1995 | The Citadel (1)               | 14    |            |         | Charleston, S.C. |
| 1996 | Georgia Southern (1)          | 14    |            |         | Charleston, S.C. |
| 1997 | Western Carolina (1)          | 14    | 15,295     | 1,093   | Charleston, S.C. |
| 1998 | The Citadel (2)               | 14    | 22,644     | 1,617   | Charleston, S.C. |
| 1999 | The Citadel (1)               | 14    | 26,187     | 1,871   | Charleston, S.C. |
| 2000 | Georgia Southern (1)          | 14    | 26,300     | 1,879   | Charleston, S.C. |
| 2001 | The Citadel (2)               | 14    | 27,788     | 1,985   | Charleston, S.C. |
| 2002 | Georgia Southern (4)          | 15    | 22,696     | 1,513   | Charleston, S.C. |
| 2003 | Western Carolina (1)          | 15    | 20,212     | 1,347   | Charleston, S.C. |
| 2004 | The Citadel (3)               | 15    | 35,150     | 2,343   | Charleston, S.C. |
| 2005 | Furman (8)                    | 14    | 26,707     | 1,908   | Charleston, S.C. |
| 2006 | College of Charleston (2)     | 16    | 28,206     | 1,763   | Charleston, S.C. |
| 2007 | Wofford (9)                   | 15    | 30,834     | 2,056   | Charleston, S.C. |
| 2008 | Elon (1)                      | 15    | 15,144     | 1,010   | Charleston, S.C. |
| 2009 | Georgia Southern (2)          | 14    | 17,820     | 1,273   | Greenville, S.C. |
| 2010 | The Citadel (1)               | 14    | 21,511     | 1,537   | Charleston, S.C. |
| 2011 | Georgia Southern (4)          | 14    | 11,860     | 847     | Charleston, S.C. |
| 2012 | *Samford (4)                  | 13    | 18,336     | 1,410   | Greenville, S.C. |
| 2013 | Elon (3)                      | 14    | 8,985      | 642     | Greenville, S.C. |
| 2014 | Georgia Southern (4)          | 16    | 6,476      | 405     | Charleston, S.C. |
| 2015 | Mercer (1)                    | 15    | 4,933      | 333     | Charleston, S.C. |
| 2016 | Western Carolina (2)          | 16    | 8,927      | 558     | Greenville, S.C. |
| 2017 | UNCG (3)                      | 16    | 9,755      | 610     | Greenville, S.C. |
| 2018 | Samford (2)                   | 15    | 6,203      | 414     | Greenville, S.C. |
| 2019 | Mercer (4)                    | 16    | 8,998      | 562     | Greenville, S.C. |
| 2020 | Not contested due to COVID-19 |       |            |         |                  |

\* later vacated

## TOURNAMENT COMPOSITE RECORDS

| Team             | App. | Won | Lost | Pct. | Titles |
|------------------|------|-----|------|------|--------|
| The Citadel      | 32   | 73  | 42   | .635 | 8      |
| ETSU             | 22   | 21  | 42   | .333 | 0      |
| Furman           | 27   | 46  | 49   | .484 | 2      |
| Mercer           | 5    | 17  | 7    | .708 | 2      |
| UNCG             | 18   | 27  | 34   | .443 | 1      |
| Samford*         | 10   | 25  | 14   | .641 | 2      |
| VMI              | 19   | 16  | 36   | .308 | 0      |
| Western Carolina | 35   | 77  | 55   | .583 | 10     |
| Wofford          | 11   | 16  | 18   | .471 | 1      |

\* later vacated 10 wins (three from 2011, four from 2012 and three from 2014) and 2012 title

### Former members

|                       |    |    |    |       |   |
|-----------------------|----|----|----|-------|---|
| Appalachian State     | 25 | 32 | 47 | .405  | 1 |
| College of Charleston | 15 | 26 | 27 | .491  | 1 |
| Clemson               | 2  | 2  | 3  | .400  | 0 |
| Davidson              | 17 | 7  | 31 | .184  | 0 |
| Duke                  | 3  | 9  | 1  | .900  | 3 |
| Elon                  | 11 | 24 | 18 | .571  | 2 |
| George Washington     | 2  | 2  | 4  | .333  | 0 |
| Georgia Southern      | 23 | 59 | 36 | .621  | 6 |
| Marshall              | 8  | 8  | 16 | .333  | 0 |
| Maryland              | 3  | 2  | 6  | .250  | 0 |
| North Carolina        | 1  | 2  | 2  | .500  | 0 |
| North Carolina State  | 1  | 2  | 2  | .500  | 0 |
| Richmond              | 1  | 0  | 2  | .000  | 0 |
| Virginia Tech         | 1  | 0  | 2  | .000  | 0 |
| Wake Forest           | 1  | 3  | 0  | 1.000 | 1 |
| West Virginia         | 1  | 1  | 1  | .500  | 0 |

## SINGLE-GAME ATTENDANCE RECORDS

| Att.  | Opponents                             | Year |
|-------|---------------------------------------|------|
| 5,419 | The Citadel vs. College of Charleston | 2003 |
| 4,960 | The Citadel vs. Western Carolina      | 1999 |
| 4,895 | The Citadel vs. Western Carolina      | 2010 |
| 4,892 | The Citadel vs. College of Charleston | 1999 |
| 4,625 | The Citadel vs. Western Carolina      | 2004 |
| 4,567 | The Citadel vs. UNCG                  | 2001 |
| 4,462 | The Citadel vs. College of Charleston | 2006 |
| 4,449 | The Citadel vs. Georgia Southern      | 2001 |
| 4,312 | The Citadel vs. Georgia Southern      | 2000 |
| 4,127 | The Citadel vs. College of Charleston | 2000 |

### 1950 (at Greensboro, N.C.) Champion: Wake Forest

|             |    |               |   |
|-------------|----|---------------|---|
| Maryland    | 4  | Virginia Tech | 3 |
| Wake Forest | 14 | Clemson       | 2 |
| Clemson     | 4  | Virginia Tech | 3 |
| Wake Forest | 7  | Maryland      | 1 |
| Maryland    | 3  | Clemson       | 2 |
| Wake Forest | 15 | Maryland      | 4 |

### 1951 (at Greensboro, N.C.) Champion: Duke

|               |    |               |               |
|---------------|----|---------------|---------------|
| Duke          | 11 | Maryland      | 0             |
| Clemson       | 6  | West Virginia | 2             |
| West Virginia | 4  | Maryland      | 3 (3rd place) |
| Duke          | 5  | Clemson       | 0             |

### 1952 (Devereaux Meadow, Raleigh, N.C.) Champion: Duke

|                      |   |                      |   |
|----------------------|---|----------------------|---|
| North Carolina State | 5 | Richmond             | 0 |
| Duke                 | 7 | George Washington    | 5 |
| George Washington    | 8 | Richmond             | 7 |
| North Carolina State | 5 | Duke                 | 4 |
| Duke                 | 8 | George Washington    | 4 |
| Duke                 | 7 | North Carolina State | 0 |
| Duke                 | 8 | North Carolina State | 3 |

### 1953 (Devereaux Meadow, Raleigh, N.C.) Champion: Duke

|                   |    |                   |   |
|-------------------|----|-------------------|---|
| Duke              | 6  | George Washington | 4 |
| North Carolina    | 13 | Maryland          | 2 |
| George Washington | 5  | Maryland          | 4 |
| Duke              | 7  | North Carolina    | 2 |
| North Carolina    | 15 | George Washington | 0 |
| Duke              | 5  | North Carolina    | 3 |

### 1984 (Ronnie G. Childress Field; Cullowhee, N.C.) Champion: Appalachian State

|                       |    |                      |   |
|-----------------------|----|----------------------|---|
| #1N Appalachian State | 4  | #2S The Citadel      | 1 |
| #1S Western Carolina  | 10 | #2N VMI              | 7 |
| #1N Appalachian State | 9  | #1S Western Carolina | 5 |
| #2S The Citadel       | 8  | #1S Western Carolina | 0 |
| #1N Appalachian State | 6  | #2S The Citadel      | 1 |

### 1985 (Mountaineer Park; Boone, N.C.) Champion: Western Carolina

|                      |    |                       |    |
|----------------------|----|-----------------------|----|
| #2N Marshall         | 9  | #1S Davidson          | 1  |
| #2S Western Carolina | 3  | #1N Appalachian State | 2  |
| #1S Davidson         | 8  | #1N Appalachian State | 5  |
| #2N Marshall         | 5  | #2S Western Carolina  | 2  |
| #2S Western Carolina | 13 | #1S Davidson          | 2  |
| #2S Western Carolina | 12 | #2N Marshall          | 6  |
| #2S Western Carolina | 13 | #2N Marshall          | 12 |

### 1986 (Ronnie G. Childress Field; Cullowhee, N.C.) Champion: Western Carolina

|                       |    |                       |    |
|-----------------------|----|-----------------------|----|
| #1N Appalachian State | 5  | #2S Davidson          | 4  |
| #1S Western Carolina  | 11 | #2N ETSU              | 2  |
| #2N ETSU              | 7  | #2S Davidson          | 5  |
| #1S Western Carolina  | 18 | #1N Appalachian State | 17 |
| #1N Appalachian State | 16 | #2N ETSU              | 14 |
| #1S Western Carolina  | 11 | #1N Appalachian State | 8  |

### 1987 (McCormick Field; Asheville, N.C.) Champion: Western Carolina

|                       |    |                       |        |
|-----------------------|----|-----------------------|--------|
| #1S Western Carolina  | 16 | #2N VMI               | 4      |
| #1N Appalachian State | 8  | #2S Davidson          | 5      |
| #2N VMI               | 15 | #2S Davidson          | 7      |
| #1S Western Carolina  | 8  | #1N Appalachian State | 7      |
| #2N VMI               | 10 | #1N Appalachian State | 9 (10) |
| #1S Western Carolina  | 9  | #2N VMI               | 4      |

### 1988 (McCormick Field; Asheville, N.C.) Champion: Western Carolina

|                       |    |                       |   |
|-----------------------|----|-----------------------|---|
| #2S The Citadel       | 9  | #1N VMI               | 8 |
| #1S Western Carolina  | 18 | #2N Appalachian State | 8 |
| #2N Appalachian State | 11 | #1N VMI               | 4 |
| #1S Western Carolina  | 6  | #2S The Citadel       | 4 |
| #2S The Citadel       | 16 | #2N Appalachian State | 9 |
| #1S Western Carolina  | 22 | #2S The Citadel       | 6 |

# SOCON CHAMPIONSHIP

## 1989 (McCormick Field; Asheville, N.C.) Champion: Western Carolina\*

|                      |    |                      |    |
|----------------------|----|----------------------|----|
| #2 Marshall          | 12 | #7 ETSU              | 4  |
| #3 Appalachian State | 8  | #6 Furman            | 2  |
| #5 The Citadel       | 17 | #4 VMI               | 11 |
| #6 Furman            | 7  | #4 VMI               | 5  |
| #3 Appalachian State | 13 | #2 Marshall          | 9* |
| #1 Western Carolina  | 7  | #3 Appalachian State | 2* |
| #1 Western Carolina  | 4  | #2 Marshall          | 2* |

\*Heavy rains forced the cancellation of games five through eight of the tournament. A playoff was held at Montreat, N.C., between Appalachian State, Marshall and Western Carolina to determine the league's automatic qualifier in the NCAA tournament.

## 1990 (College Park; Charleston, S.C.) Champion: The Citadel

|                      |    |                      |        |
|----------------------|----|----------------------|--------|
| #2 Western Carolina  | 6  | #7 ETSU              | 1      |
| #3 Marshall          | 5  | #6 Furman            | 2      |
| #5 Appalachian State | 9  | #4 VMI               | 2      |
| #6 Furman            | 10 | #4 VMI               | 9 (10) |
| #3 Marshall          | 3  | #2 Western Carolina  | 1      |
| #1 The Citadel       | 7  | #5 Appalachian State | 2      |
| #7 ETSU              | 5  | #6 Furman            | 2      |
| #2 Western Carolina  | 5  | #5 Appalachian State | 4      |
| #1 The Citadel       | 9  | #3 Marshall          | 2      |
| #2 Western Carolina  | 11 | #3 Marshall          | 3      |
| #1 The Citadel       | 6  | #7 ETSU              | 0      |
| #1 The Citadel       | 9  | #2 Western Carolina  | 5      |

## 1991 (College Park; Charleston, S.C.) Champion: Furman

|                      |    |                      |        |
|----------------------|----|----------------------|--------|
| #2 Western Carolina  | 18 | #7 VMI               | 2      |
| #6 ETSU              | 14 | #3 Marshall          | 4      |
| #5 Appalachian State | 4  | #4 Furman            | 2      |
| #4 Furman            | 10 | #3 Marshall          | 4      |
| #6 ETSU              | 7  | #2 Western Carolina  | 4      |
| #5 Appalachian State | 2  | #1 The Citadel       | 0      |
| #4 Furman            | 8  | #7 VMI               | 3      |
| #2 Western Carolina  | 7  | #1 The Citadel       | 3      |
| #5 Appalachian State | 7  | #6 ETSU              | 1      |
| #2 Western Carolina  | 9  | #6 ETSU              | 4      |
| #4 Furman            | 7  | #5 Appalachian State | 6 (10) |
| #2 Western Carolina  | 4  | #5 Appalachian State | 0      |
| #4 Furman            | 11 | #2 Western Carolina  | 9      |

## 1992 (College Park; Charleston, S.C.) Champion: Western Carolina

|                      |    |                      |        |
|----------------------|----|----------------------|--------|
| #1 Western Carolina  | 3  | #8 VMI               | 2      |
| #4 The Citadel       | 6  | #5 Furman            | 4 (12) |
| #2 Georgia Southern  | 4  | #7 Marshall          | 3      |
| #3 ETSU              | 1  | #6 Appalachian State | 0      |
| #8 VMI               | 5  | #5 Furman            | 3      |
| #6 Appalachian State | 8  | #7 Marshall          | 7      |
| #1 Western Carolina  | 2  | #4 The Citadel       | 1      |
| #2 Georgia Southern  | 7  | #3 ETSU              | 4      |
| #4 The Citadel       | 12 | #6 Appalachian State | 3      |
| #3 ETSU              | 20 | #8 VMI               | 3      |
| #1 Western Carolina  | 17 | #2 Georgia Southern  | 10     |
| #4 The Citadel       | 9  | #3 ETSU              | 4      |
| #2 Georgia Southern  | 9  | #4 The Citadel       | 0      |
| #2 Georgia Southern  | 14 | #1 Western Carolina  | 12     |
| #1 Western Carolina  | 4  | #2 Georgia Southern  | 3      |

## 1993 (College Park; Charleston, S.C.) Champion: Western Carolina

|                     |    |                      |   |
|---------------------|----|----------------------|---|
| #8 VMI              | 8  | #1 Georgia Southern  | 1 |
| #5 Davidson         | 12 | #4 ETSU              | 5 |
| #2 Western Carolina | 7  | #7 Marshall          | 6 |
| #3 The Citadel      | 7  | #6 Appalachian State | 1 |
| #1 Georgia Southern | 10 | #4 ETSU              | 3 |
| #7 Marshall         | 4  | #6 Appalachian State | 2 |
| #8 VMI              | 15 | #5 Davidson          | 5 |
| #2 Western Carolina | 6  | #3 The Citadel       | 3 |
| #5 Davidson         | 10 | #7 Marshall          | 1 |
| #1 Georgia Southern | 9  | #3 The Citadel       | 6 |
| #8 VMI              | 8  | #2 Western Carolina  | 4 |
| #1 Georgia Southern | 12 | #5 Davidson          | 5 |
| #2 Western Carolina | 6  | #1 Georgia Southern  | 5 |
| #2 Western Carolina | 12 | #8 VMI               | 5 |
| #2 Western Carolina | 5  | #8 VMI               | 1 |

## 1994 (College Park; Charleston, S.C.) Champion: The Citadel

|                     |    |                      |   |
|---------------------|----|----------------------|---|
| #8 Davidson         | 2  | #1 Western Carolina  | 1 |
| #3 Marshall         | 7  | #6 Appalachian State | 3 |
| #7 VMI              | 6  | #2 Georgia Southern  | 4 |
| #5 The Citadel      | 8  | #4 ETSU              | 3 |
| #1 Western Carolina | 4  | #4 ETSU              | 0 |
| #2 Georgia Southern | 6  | #6 Appalachian State | 1 |
| #5 The Citadel      | 10 | #8 Davidson          | 4 |
| #7 VMI              | 6  | #3 Marshall          | 4 |
| #8 Davidson         | 5  | #2 Georgia Southern  | 2 |
| #1 Western Carolina | 8  | #3 Marshall          | 2 |
| #5 The Citadel      | 4  | #7 VMI               | 3 |
| #1 Western Carolina | 13 | #8 Davidson          | 1 |
| #1 Western Carolina | 7  | #7 VMI               | 1 |
| #5 The Citadel      | 4  | #1 Western Carolina  | 2 |

## 1995 (College Park; Charleston, S.C.) Champion: The Citadel

|                     |    |                      |   |
|---------------------|----|----------------------|---|
| #3 Western Carolina | 9  | #6 Appalachian State | 5 |
| #2 Georgia Southern | 4  | #7 VMI               | 3 |
| #5 ETSU             | 6  | #4 Davidson          | 2 |
| #1 The Citadel      | 5  | #8 Marshall          | 1 |
| #7 VMI              | 13 | #6 Appalachian State | 4 |
| #8 Marshall         | 8  | #4 Davidson          | 5 |
| #2 Georgia Southern | 10 | #3 Western Carolina  | 4 |
| #1 The Citadel      | 10 | #5 ETSU              | 2 |
| #3 Western Carolina | 10 | #8 Marshall          | 3 |
| #5 ETSU             | 8  | #7 VMI               | 4 |
| #1 The Citadel      | 10 | #2 Georgia Southern  | 4 |
| #5 ETSU             | 6  | #3 Western Carolina  | 1 |
| #2 Georgia Southern | 9  | #5 ETSU              | 6 |
| #1 The Citadel      | 8  | #2 Georgia Southern  | 3 |

## 1996 (College Park; Charleston, S.C.) Champion: Georgia Southern

|                      |    |                      |   |
|----------------------|----|----------------------|---|
| #6 ETSU              | 10 | #3 Furman            | 7 |
| #7 VMI               | 7  | #2 Western Carolina  | 3 |
| #1 Georgia Southern  | 8  | #8 Davidson          | 2 |
| #4 The Citadel       | 6  | #5 Appalachian State | 2 |
| #3 Furman            | 7  | #2 Western Carolina  | 4 |
| #5 Appalachian State | 5  | #8 Davidson          | 2 |
| #7 VMI               | 4  | #6 ETSU              | 2 |
| #1 Georgia Southern  | 4  | #4 The Citadel       | 3 |
| #6 ETSU              | 5  | #5 Appalachian State | 2 |
| #4 The Citadel       | 17 | #3 Furman            | 3 |
| #1 Georgia Southern  | 11 | #7 VMI               | 2 |
| #4 The Citadel       | 11 | #6 ETSU              | 0 |
| #4 The Citadel       | 8  | #7 VMI               | 5 |
| #1 Georgia Southern  | 7  | #4 The Citadel       | 1 |

## (Joseph P. Riley, Jr. Park; Charleston, S.C.) Champion: Western Carolina

|                      |    |                      |         |
|----------------------|----|----------------------|---------|
| #4 Furman            | 6  | #5 ETSU              | 2       |
| #1 Western Carolina  | 4  | #8 VMI               | 3       |
| #2 Georgia Southern  | 14 | #7 Appalachian State | 5       |
| #3 The Citadel       | 18 | #6 Davidson          | 8       |
| #5 ETSU              | 7  | #8 VMI               | 3 (10)  |
| #7 Appalachian State | 7  | #6 Davidson          | 5       |
| #1 Western Carolina  | 7  | #4 Furman            | 1       |
| #3 The Citadel       | 14 | #2 Georgia Southern  | 5       |
| #4 Furman            | 13 | #7 Appalachian State | 11 (10) |
| #2 Georgia Southern  | 14 | #5 ETSU              | 11      |
| #1 Western Carolina  | 10 | #3 The Citadel       | 3       |
| #4 Furman            | 12 | #2 Georgia Southern  | 10      |
| #4 Furman            | 4  | #3 The Citadel       | 2       |
| #1 Western Carolina  | 10 | #4 Furman            | 9 (10)  |

## (Joseph P. Riley, Jr. Park; Charleston, S.C.) Champion: The Citadel

|                     |    |                     |   |
|---------------------|----|---------------------|---|
| #4 Furman           | 11 | #5 Wofford          | 3 |
| #1 UNCG             | 10 | #8 ETSU             | 3 |
| #3 Western Carolina | 6  | #6 Georgia Southern | 5 |
| #2 The Citadel      | 11 | #7 Davidson         | 2 |
| #5 Wofford          | 3  | #8 ETSU             | 2 |
| #6 Georgia Southern | 6  | #7 Davidson         | 3 |
| #1 UNCG             | 14 | #4 Furman           | 0 |
| #2 The Citadel      | 5  | #3 Western Carolina | 2 |
| #4 Furman           | 6  | #6 Georgia Southern | 5 |
| #3 Western Carolina | 9  | #5 Wofford          | 4 |
| #2 The Citadel      | 9  | #1 UNCG             | 0 |
| #3 Western Carolina | 2  | #4 Furman           | 1 |

|                |    |                     |   |
|----------------|----|---------------------|---|
| #1 UNCG        | 4  | #3 Western Carolina | 2 |
| #2 The Citadel | 12 | #1 UNCG             | 1 |

## (Joseph P. Riley, Jr. Park; Charleston, S.C.) Champion: The Citadel

|                          |    |                          |   |
|--------------------------|----|--------------------------|---|
| #6 Georgia Southern      | 8  | #3 Western Carolina      | 5 |
| #2 College of Charleston | 15 | #7 VMI                   | 4 |
| #4 ETSU                  | 11 | #5 UNCG                  | 7 |
| #1 The Citadel           | 3  | #8 Furman                | 0 |
| #3 Western Carolina      | 8  | #7 VMI                   | 4 |
| #8 Furman                | 3  | #5 UNCG                  | 0 |
| #2 College of Charleston | 4  | #6 Georgia Southern      | 2 |
| #1 The Citadel           | 13 | #4 ETSU                  | 5 |
| #8 Furman                | 10 | #6 Georgia Southern      | 2 |
| #3 Western Carolina      | 7  | #4 ETSU                  | 5 |
| #1 The Citadel           | 4  | #2 College of Charleston | 3 |
| #3 Western Carolina      | 11 | #8 Furman                | 4 |
| #3 Western Carolina      | 3  | #2 College of Charleston | 2 |
| #1 The Citadel           | 6  | #3 Western Carolina      | 3 |

## (Joseph P. Riley, Jr. Park; Charleston, S.C.) Champion: Georgia Southern

|                          |    |                          |        |
|--------------------------|----|--------------------------|--------|
| #4 Furman                | 3  | #5 ETSU                  | 1      |
| #1 Georgia Southern      | 2  | #8 Appalachian State     | 1 (13) |
| #6 College of Charleston | 7  | #3 UNCG                  | 3      |
| #2 The Citadel           | 6  | #7 Davidson              | 2      |
| #8 Appalachian State     | 6  | #5 ETSU                  | 3 (15) |
| #3 UNCG                  | 3  | #7 Davidson              | 2      |
| #1 Georgia Southern      | 5  | #4 Furman                | 3      |
| #2 The Citadel           | 6  | #6 College of Charleston | 3      |
| #4 Furman                | 7  | #3 UNCG                  | 3      |
| #6 College of Charleston | 9  | #8 Appalachian State     | 2      |
| #1 Georgia Southern      | 5  | #2 The Citadel           | 3 (10) |
| #4 Furman                | 15 | #6 College of Charleston | 3      |
| #4 Furman                | 11 | #2 The Citadel           | 1      |
| #1 Georgia Southern      | 3  | #4 Furman                | 0      |

## (Joseph P. Riley, Jr. Park; Charleston, S.C.) Champion: The Citadel

|                          |    |                          |        |
|--------------------------|----|--------------------------|--------|
| #5 UNCG                  | 7  | #4 Western Carolina      | 5      |
| #1 Georgia Southern      | 10 | #8 College of Charleston | 2      |
| #6 Appalachian State     | 4  | #3 Furman                | 2 (10) |
| #2 The Citadel           | 3  | #7 ETSU                  | 2      |
| #8 College of Charleston | 9  | #4 Western Carolina      | 7      |
| #7 ETSU                  | 8  | #3 Furman                | 2      |
| #1 Georgia Southern      | 10 | #5 UNCG                  | 7      |
| #2 The Citadel           | 5  | #6 Appalachian State     | 3      |
| #5 UNCG                  | 9  | #7 ETSU                  | 6      |
| #6 Appalachian State     | 4  | #8 College of Charleston | 3      |
| #2 The Citadel           | 3  | #1 Georgia Southern      | 2      |
| #5 UNCG                  | 2  | #6 Appalachian State     | 1      |
| #5 UNCG                  | 4  | #1 Georgia Southern      | 0      |
| #2 The Citadel           | 4  | #5 UNCG                  | 3      |

## (Joseph P. Riley, Jr. Park; Charleston, S.C.) Champion: Georgia Southern

|                          |    |                          |   |
|--------------------------|----|--------------------------|---|
| #3 College of Charleston | 7  | #6 Furman                | 6 |
| #2 Western Carolina      | 9  | #7 Wofford               | 2 |
| #4 Georgia Southern      | 4  | #5 UNCG                  | 2 |
| #1 The Citadel           | 7  | #8 ETSU                  | 5 |
| #6 Furman                | 7  | #7 Wofford               | 5 |
| #5 UNCG                  | 3  | #8 ETSU                  | 0 |
| #3 College of Charleston | 3  | #2 Western Carolina      | 0 |
| #4 Georgia Southern      | 4  | #1 The Citadel           | 2 |
| #5 UNCG                  | 6  | #2 Western Carolina      | 4 |
| #6 Furman                | 6  | #1 The Citadel           | 0 |
| #3 College of Charleston | 9  | #4 Georgia Southern      | 4 |
| #6 Furman                | 9  | #5 UNCG                  | 7 |
| #4 Georgia Southern      | 10 | #6 Furman                | 4 |
| #4 Georgia Southern      | 9  | #3 College of Charleston | 6 |
| #4 Georgia Southern      | 8  | #3 College of Charleston | 0 |

## (Joseph P. Riley, Jr. Park; Charleston, S.C.) Champion: Western Carolina

|                          |    |                          |   |
|--------------------------|----|--------------------------|---|
| #5 Furman                | 3  | #4 UNCG                  | 2 |
| #1 Western Carolina      | 14 | #8 Davidson              | 0 |
| #2 Georgia Southern      | 6  | #7 VMI                   | 4 |
| #6 College of Charleston | 8  | #3 The Citadel           | 2 |
| #4 UNCG                  | 7  | #8 Davidson              | 3 |
| #7 VMI                   | 2  | #3 The Citadel           | 1 |
| #1 Western Carolina      | 6  | #5 Furman                | 0 |
| #2 Georgia Southern      | 14 | #6 College of Charleston | 6 |



# SOCON CHAMPIONSHIP

|                     |    |                          |        |
|---------------------|----|--------------------------|--------|
| #7 VMI              | 2  | #5 Furman                | 1      |
| #4 UNCG             | 4  | #6 College of Charleston | 3      |
| #1 Western Carolina | 1  | #2 Georgia Southern      | 0      |
| #4 UNCG             | 10 | #7 VMI                   | 1      |
| #2 Georgia Southern | 4  | #4 UNCG                  | 1      |
| #2 Georgia Southern | 8  | #1 Western Carolina      | 4      |
| #1 Western Carolina | 6  | #2 Georgia Southern      | 5 (11) |

## 2004

(Joseph P. Riley, Jr. Park; Charleston, S.C.)

Champion: The Citadel

|                          |    |                          |        |
|--------------------------|----|--------------------------|--------|
| #4 Elon                  | 12 | #5 UNCG                  | 3      |
| #8 Western Carolina      | 4  | #1 College of Charleston | 3      |
| #7 Davidson              | 5  | #2 Georgia Southern      | 2      |
| #3 The Citadel           | 6  | #6 ETSU                  | 2      |
| #1 College of Charleston | 5  | #5 UNCG                  | 4 (10) |
| #2 Georgia Southern      | 12 | #6 ETSU                  | 4      |
| #8 Western Carolina      | 7  | #4 Elon                  | 6      |
| #3 The Citadel           | 10 | #7 Davidson              | 2      |
| #4 Elon                  | 7  | #2 Georgia Southern      | 3      |
| #1 College of Charleston | 3  | #7 Davidson              | 0      |
| #8 Western Carolina      | 5  | #3 The Citadel           | 2      |
| #1 College of Charleston | 4  | #4 Elon                  | 3      |
| #3 The Citadel           | 7  | #1 College of Charleston | 2      |
| #3 The Citadel           | 9  | #8 Western Carolina      | 2      |
| #3 The Citadel           | 8  | #8 Western Carolina      | 1      |

## 2005

(Joseph P. Riley, Jr. Park; Charleston, S.C.)

Champion: Furman

|                          |    |                          |   |
|--------------------------|----|--------------------------|---|
| #4 Elon                  | 12 | #5 UNCG                  | 6 |
| #8 Furman                | 9  | #1 College of Charleston | 7 |
| #2 Georgia Southern      | 7  | #7 ETSU                  | 3 |
| #3 Western Carolina      | 6  | #6 The Citadel           | 1 |
| #1 College of Charleston | 8  | #5 UNCG                  | 2 |
| #6 The Citadel           | 10 | #4 ETSU                  | 6 |
| #8 Furman                | 6  | #4 Elon                  | 3 |
| #2 Georgia Southern      | 7  | #3 Western Carolina      | 2 |
| #6 The Citadel           | 8  | #4 Elon                  | 7 |
| #1 College of Charleston | 11 | #3 Western Carolina      | 4 |
| #8 Furman                | 4  | #2 Georgia Southern      | 1 |
| #1 College of Charleston | 9  | #6 The Citadel           | 7 |
| #2 Georgia Southern      | 11 | #1 College of Charleston | 5 |
| #8 Furman                | 5  | #2 Georgia Southern      | 4 |

## 2006

(Joseph P. Riley, Jr. Park; Charleston, S.C.)

Champion: College of Charleston

|                          |    |                      |    |
|--------------------------|----|----------------------|----|
| #7 UNCG                  | 6  | #10 Wofford          | 5  |
| #8 Appalachian State     | 5  | #9 Davidson          | 4  |
| #6 Western Carolina      | 14 | #3 Furman            | 1  |
| #2 Coll. of Charleston   | 13 | #7 UNCG              | 5  |
| #1 Elon                  | 4  | #8 Appalachian State | 3  |
| #5 The Citadel           | 6  | #4 Georgia Southern  | 3  |
| #7 UNCG                  | 5  | #3 Furman            | 4  |
| #4 Georgia Southern      | 5  | #8 Appalachian State | 2  |
| #2 College of Charleston | 1  | #6 Western Carolina  | 0  |
| #1 Elon                  | 12 | #5 The Citadel       | 3  |
| #6 Western Carolina      | 13 | #4 Georgia Southern  | 3  |
| #5 The Citadel           | 10 | #7 UNCG              | 3  |
| #2 Coll. of Charleston   | 12 | #1 Elon              | 1  |
| #5 The Citadel           | 4  | #6 Western Carolina  | 2  |
| #5 The Citadel           | 14 | #1 Elon              | 11 |
| #2 College of Charleston | 5  | #5 The Citadel       | 4  |

## 2007

(Joseph P. Riley, Jr. Park; Charleston, S.C.)

Champion: Wofford

|                      |    |                          |        |
|----------------------|----|--------------------------|--------|
| #9 Wofford           | 5  | #8 Furman                | 3      |
| #7 The Citadel       | 7  | #10 Davidson             | 0      |
| #5 UNCG              | 9  | #4 Appalachian State     | 3      |
| #9 Wofford           | 19 | #1 College of Charleston | 6      |
| #7 The Citadel       | 7  | #2 Western Carolina      | 2      |
| #3 Elon              | 14 | #6 Georgia Southern      | 7      |
| #7 The Citadel       | 6  | #3 Elon                  | 5      |
| #4 Appalachian State | 11 | #1 College of Charleston | 10     |
| #6 Georgia Southern  | 6  | #2 Western Carolina      | 5      |
| #9 Wofford           | 12 | #5 UNCG                  | 5      |
| #5 UNCG              | 8  | #6 Georgia Southern      | 6      |
| #3 Elon              | 9  | #4 Appalachian State     | 5      |
| #9 Wofford           | 6  | #7 The Citadel           | 2      |
| #3 Elon              | 11 | #5 UNCG                  | 9 (10) |
| #7 The Citadel       | 5  | #3 Elon                  | 2      |
| #9 Wofford           | 4  | #7 The Citadel           | 2      |



Ninth-seeded Wofford won the 2007 Southern Conference Baseball Championship in Charleston, S.C. The Terriers won five straight games to take the title, their first.

## 2008

(Joseph P. Riley, Jr. Park; Charleston, S.C.)

Champion: Elon

|                          |    |                          |         |
|--------------------------|----|--------------------------|---------|
| #7 Western Carolina      | 11 | #10 Davidson             | 10 (12) |
| #9 Wofford               | 8  | #8 The Citadel           | 4       |
| #2 College of Charleston | 5  | #7 Western Carolina      | 4       |
| #3 Furman                | 10 | #6 Appalachian State     | 8 (10)  |
| #1 Elon                  | 21 | #9 Wofford               | 12      |
| #4 Georgia Southern      | 21 | #5 UNCG                  | 9       |
| #6 Appalachian State     | 10 | #7 Western Carolina      | 5       |
| #5 UNCG                  | 14 | #9 Wofford               | 5       |
| #2 Coll. of Charleston   | 12 | #3 Furman                | 8       |
| #1 Elon                  | 16 | #4 Georgia Southern      | 5       |
| #3 Furman                | 13 | #6 Appalachian State     | 12      |
| #5 UNCG                  | 12 | #4 Georgia Southern      | 9       |
| #2 Coll. of Charleston   | 12 | #3 Furman                | 11 (10) |
| #1 Elon                  | 12 | #5 UNCG                  | 4       |
| #1 Elon                  | 17 | #2 College of Charleston | 8       |

## 2009

(Fluor Field; Greenville, S.C.)

Champion: Georgia Southern

|                      |    |                          |        |
|----------------------|----|--------------------------|--------|
| #2 Georgia Southern  | 4  | #7 Davidson              | 3 (11) |
| #6 Appalachian State | 4  | #3 The Citadel           | 1      |
| #1 Elon              | 10 | #8 Furman                | 8      |
| #4 Western Carolina  | 12 | #5 College of Charleston | 4      |
| #3 The Citadel       | 9  | #7 Davidson              | 8      |
| #8 Furman            | 6  | #5 College of Charleston | 5      |
| #2 Georgia Southern  | 6  | #6 Appalachian State     | 5      |
| #1 Elon              | 15 | #4 Western Carolina      | 7      |
| #3 The Citadel       | 5  | #6 Appalachian State     | 3      |
| #8 Furman            | 7  | #4 Western Carolina      | 6      |
| #3 The Citadel       | 5  | #1 Elon                  | 1      |
| #2 Georgia Southern  | 16 | #8 Furman                | 4      |
| #1 Elon              | 8  | #3 The Citadel           | 7      |
| #2 Georgia Southern  | 7  | #1 Elon                  | 3      |

## 2010

(Joseph P. Riley, Jr. Park; Charleston, S.C.)

Champion: The Citadel

|                          |    |                          |         |
|--------------------------|----|--------------------------|---------|
| #2 College of Charleston | 12 | #7 Appalachian State     | 11 (11) |
| #6 Western Carolina      | 11 | #3 Georgia Southern      | 4       |
| #1 The Citadel           | 9  | #8 Furman                | 5       |
| #4 Elon                  | 1  | #5 Samford               | 0       |
| #7 Appalachian State     | 6  | #3 Georgia Southern      | 2       |
| #5 Samford               | 13 | #8 Furman                | 10      |
| #1 The Citadel           | 6  | #4 Elon                  | 3 (10)  |
| #6 Western Carolina      | 7  | #2 Coll. of Charleston   | 6 (12)  |
| #7 Appalachian State     | 10 | #2 College of Charleston | 6       |
| #4 Elon                  | 7  | #5 Samford               | 4       |
| #7 Appalachian State     | 3  | #6 Western Carolina      | 2       |
| #1 The Citadel           | 6  | #4 Elon                  | 5 (10)  |
| #6 Western Carolina      | 7  | #7 Appalachian State     | 6       |
| #1 The Citadel           | 10 | #6 Western Carolina      | 3       |

## 2011

(Joseph P. Riley, Jr. Park; Charleston, S.C.)

Champion: Georgia Southern

|                          |    |                          |        |
|--------------------------|----|--------------------------|--------|
| #7 Furman                | 12 | #2 UNCG                  | 6      |
| #3 Samford*              | 5  | #6 Appalachian State     | 3      |
| #8 Western Carolina      | 10 | #1 Elon                  | 7 (20) |
| #4 Georgia Southern      | 4  | #5 College of Charleston | 2      |
| #6 Appalachian State     | 6  | #2 UNCG                  | 4      |
| #5 College of Charleston | 4  | #1 Elon                  | 3      |
| #3 Samford               | 7  | #7 Furman                | 1      |
| #4 Georgia Southern      | 12 | #8 Western Carolina      | 1      |
| #6 Appalachian State     | 5  | #7 Furman                | 0      |
| #5 College of Charleston | 4  | #8 Western Carolina      | 2      |
| #3 Samford               | 2  | #6 Appalachian State     | 1      |
| #5 College of Charleston | 9  | #4 Georgia Southern      | 1      |
| #4 Georgia Southern      | 7  | #5 College of Charleston | 6      |
| #4 Georgia Southern      | 1  | #3 Samford               | 0      |

\* later vacated all wins in tournament

## 2012

(Fluor Field; Greenville, S.C.)

Champion: Samford\*

|                      |    |                        |        |
|----------------------|----|------------------------|--------|
| #7 The Citadel       | 8  | #2 Coll. of Charleston | 6 (11) |
| #6 Georgia Southern  | 19 | #3 Elon                | 2      |
| #1 Appalachian State | 7  | #8 Furman              | 5      |
| #4 Samford           | 7  | #5 Western Carolina    | 0      |
| #3 Elon              | 14 | #2 Coll. of Charleston | 12     |
| #8 Furman            | 9  | #5 Western Carolina    | 8      |
| #6 Georgia Southern  | 8  | #7 The Citadel         | 1      |
| #4 Samford           | 12 | #1 Appalachian State   | 7      |
| #3 Elon              | 7  | #7 The Citadel         | 3      |
| #8 Furman            | 13 | #1 Appalachian State   | 4      |
| #6 Georgia Southern  | 10 | #3 Elon                | 7      |
| #4 Samford           | 12 | #8 Furman              | 2      |
| #4 Samford           | 9  | #6 Georgia Southern    | 6 (10) |

\* later vacated all wins and tournament title

## 2013

(Fluor Field; Greenville, S.C.)

Champion: Elon

|                      |    |                          |    |
|----------------------|----|--------------------------|----|
| #4 The Citadel       | 6  | #5 Appalachian State     | 5  |
| #1 Western Carolina  | 13 | #8 Samford               | 7  |
| #6 Furman            | 10 | #3 Elon                  | 1  |
| #7 Georgia Southern  | 2  | #2 College of Charleston | 0  |
| #3 Elon              | 18 | #2 College of Charleston | 8  |
| #5 Appalachian State | 2  | #8 Samford               | 1  |
| #4 The Citadel       | 12 | #1 Western Carolina      | 11 |
| #7 Georgia Southern  | 3  | #6 Furman                | 2  |
| #5 Appalachian State | 15 | #1 Western Carolina      | 4  |
| #3 Elon              | 8  | #6 Furman                | 1  |
| #4 The Citadel       | 8  | #5 Appalachian State     | 6  |
| #3 Elon              | 11 | #7 Georgia Southern      | 4  |
| #3 Elon              | 7  | #7 Georgia Southern      | 6  |
| #3 Elon              | 6  | #4 The Citadel           | 5  |

# SOCON CHAMPIONSHIP

**2014**

**(Joseph P. Riley, Jr. Park; Charleston, S.C.)**

**Champion: Georgia Southern**

|                      |    |                      |        |
|----------------------|----|----------------------|--------|
| #8 Furman            | 6  | #9 UNCG              | 5 (11) |
| #10 The Citadel      | 10 | #7 Elon              | 7      |
| #5 Appalachian State | 3  | #4 Georgia Southern  | 2 (11) |
| #8 Furman            | 3  | #1 Western Carolina  | 2      |
| #2 Davidson          | 9  | #10 The Citadel      | 7      |
| #3 Samford*          | 4  | #6 Wofford           | 2      |
| #4 Georgia Southern  | 8  | #1 Western Carolina  | 4      |
| #6 Wofford           | 4  | #10 The Citadel      | 2      |
| #8 Furman            | 3  | #5 Appalachian State | 1      |
| #3 Samford           | 7  | #2 Davidson          | 3      |
| #4 Georgia Southern  | 2  | #5 Appalachian State | 1      |
| #6 Wofford           | 10 | #2 Davidson          | 7      |
| #4 Georgia Southern  | 11 | #8 Furman            | 8      |
| #3 Samford           | 12 | #6 Wofford           | 3      |
| #4 Georgia Southern  | 10 | #8 Furman            | 7 (12) |
| #4 Georgia Southern  | 4  | #3 Samford           | 3      |

\* later vacated all wins in tournament

**2015**

**(Joseph P. Riley, Jr. Park; Charleston, S.C.)**

**Champion: Mercer**

|                |    |                     |        |
|----------------|----|---------------------|--------|
| #8 The Citadel | 8  | #9 ETSU             | 2      |
| #2 Samford     | 8  | #7 Western Carolina | 7 (10) |
| #3 Wofford     | 16 | #6 Furman           | 7      |
| #1 Mercer      | 3  | #8 The Citadel      | 2      |
| #4 VMI         | 6  | #5 UNCG             | 5      |
| #8 The Citadel | 8  | #5 UNCG             | 4      |
| #6 Furman      | 12 | #7 Western Carolina | 4      |
| #2 Samford     | 4  | #3 Wofford          | 3      |
| #1 Mercer      | 19 | #4 VMI              | 7      |
| #3 Wofford     | 1  | #6 Furman           | 0      |
| #8 The Citadel | 10 | #4 VMI              | 5      |
| #3 Wofford     | 12 | #2 Samford          | 8      |
| #1 Mercer      | 8  | #8 The Citadel      | 1      |
| #2 Samford     | 25 | #3 Wofford          | 4      |
| #1 Mercer      | 5  | #2 Samford          | 0      |

**2016**

**(Fluor Field; Greenville, S.C.)**

**Champion: Western Carolina**

|                     |    |                     |         |
|---------------------|----|---------------------|---------|
| #8 The Citadel      | 3  | #9 VMI              | 2 (10)  |
| #4 Furman           | 3  | #5 ETSU             | 0       |
| #1 Mercer           | 13 | #8 The Citadel      | 1 (7)   |
| #2 Western Carolina | 10 | #7 Wofford          | 9       |
| #6 Samford          | 8  | #3 UNCG             | 5       |
| #5 ETSU             | 4  | #8 The Citadel      | 2       |
| #3 UNCG             | 9  | #7 Wofford          | 6       |
| #1 Mercer           | 6  | #4 Furman           | 1       |
| #2 Western Carolina | 14 | #6 Samford          | 4       |
| #6 Samford          | 12 | #5 ETSU             | 11 (10) |
| #4 Furman           | 15 | #3 UNCG             | 10      |
| #1 Mercer           | 9  | #2 Western Carolina | 8       |
| #6 Samford          | 2  | #4 Furman           | 0       |
| #2 Western Carolina | 7  | #6 Samford          | 4       |
| #2 Western Carolina | 4  | #1 Mercer           | 2       |
| #2 Western Carolina | 3  | #1 Mercer           | 2       |

**2017**

**(Fluor Field; Greenville, S.C.)**

**Champion: UNCG**

|            |    |                     |        |
|------------|----|---------------------|--------|
| #9 VMI     | 8  | #8 The Citadel      | 0      |
| #4 Furman  | 13 | #5 Wofford          | 3 (7)  |
| #1 Mercer  | 11 | #9 VMI              | 6      |
| #7 ETSU    | 8  | #2 Western Carolina | 6      |
| #3 UNCG    | 6  | #6 Samford          | 3      |
| #9 VMI     | 6  | #5 Wofford          | 5 (10) |
| #6 Samford | 6  | #2 Western Carolina | 1      |
| #4 Furman  | 6  | #1 Mercer           | 1      |
| #3 UNCG    | 6  | #7 ETSU             | 4      |
| #6 Samford | 5  | #1 Mercer           | 4      |
| #7 ETSU    | 12 | #9 VMI              | 11     |
| #3 UNCG    | 12 | #4 Furman           | 8      |
| #7 ETSU    | 16 | #6 Samford          | 6 (8)  |
| #4 Furman  | 8  | #7 ETSU             | 6      |
| #4 Furman  | 6  | #3 UNCG             | 4      |
| #3 UNCG    | 13 | #4 Furman           | 1 (7)  |

**2018**

**(Fluor Field; Greenville, S.C.)**

**Champion: Samford**

|                     |    |                     |        |
|---------------------|----|---------------------|--------|
| #9 Western Carolina | 6  | #8 The Citadel      | 5      |
| #5 Mercer           | 19 | #4 VMI              | 0 (7)  |
| #9 Western Carolina | 10 | #1 UNCG             | 2      |
| #2 Samford          | 4  | #7 Furman           | 0      |
| #3 Wofford          | 8  | #6 ETSU             | 7 (10) |
| #1 UNCG             | 11 | #4 VMI              | 7      |
| #6 ETSU             | 5  | #7 Furman           | 2      |
| #5 Mercer           | 15 | #9 Western Carolina | 0 (7)  |
| #2 Samford          | 5  | #3 Wofford          | 2      |
| #9 Western Carolina | 11 | #6 ETSU             | 8      |
| #1 UNCG             | 15 | #3 Wofford          | 7      |
| #2 Samford          | 10 | #5 Mercer           | 3      |
| #9 Western Carolina | 8  | #1 UNCG             | 4      |
| #5 Mercer           | 10 | #9 Western Carolina | 2      |
| #2 Samford          | 14 | #5 Mercer           | 4 (7)  |

**2019**

**(Fluor Field; Greenville, S.C.)**

**Champion: Mercer**

|                     |    |                     |        |
|---------------------|----|---------------------|--------|
| #8 Western Carolina | 7  | #9 The Citadel      | 3      |
| #1 Samford          | 5  | #8 Western Carolina | 4 (10) |
| #4 Mercer           | 11 | #5 Furman           | 2      |
| #6 ETSU             | 4  | #3 UNCG             | 2      |
| #2 Wofford          | 12 | #7 VMI              | 7      |
| #5 Furman           | 9  | #8 Western Carolina | 7      |
| #3 UNCG             | 4  | #7 VMI              | 2      |
| #1 Samford          | 11 | #4 Mercer           | 0      |
| #2 Wofford          | 2  | #6 ETSU             | 1      |
| #4 Mercer           | 9  | #3 UNCG             | 5      |
| #6 ETSU             | 7  | #5 Furman           | 5      |
| #2 Wofford          | 5  | #1 Samford          | 2      |
| #4 Mercer           | 11 | #6 ETSU             | 7      |
| #4 Mercer           | 4  | #1 Samford          | 3      |
| #4 Mercer           | 12 | #2 Wofford          | 8      |
| #4 Mercer           | 9  | #2 Wofford          | 5      |

**2020**

Not contested due to COVID-19

# SOCON IN THE NCAA CHAMPIONSHIP

**1947: (1 team, 3-2)**

**District Playoff, Charlotte, N.C.**

Alabama 8, CLEMSON 2  
 CLEMSON 8, Auburn 3  
 CLEMSON 1, Alabama 0  
 CLEMSON 4, Alabama 1

**Eastern Playoff, New Haven, Conn.**

Yale 7, CLEMSON 3

**1948: (1 team, 4-3)**

**District 3 Playoff, Charlotte, N.C.**

NORTH CAROLINA 15, Georgia Tech 0  
 NORTH CAROLINA 11, Alabama 3  
 George Washington 5, NORTH CAROLINA 4  
 NORTH CAROLINA 10, George Washington 0

**Eastern Playoff, Winston-Salem, N.C.**

Yale 6, NORTH CAROLINA 1  
 NORTH CAROLINA 7, Illinois 3  
 Lafayette 5, NORTH CAROLINA 2

**1949: (1 team, 7-2)**

**District 3 Playoff, Charlotte, N.C.**

WAKE FOREST 5, Kentucky 3  
 WAKE FOREST 4, Mississippi State 3 (12)  
 WAKE FOREST 8, Kentucky 0

**Region 2 Playoff, South Bend, Ind.**

WAKE FOREST 10, Notre Dame 7  
 WAKE FOREST 4, Notre Dame 2

**College World Series, Wichita, Kan.**

WAKE FOREST 2, Southern California 1  
 Texas 8, WAKE FOREST 1  
 WAKE FOREST 2, Southern California 1  
**Championship**  
 Texas 10, WAKE FOREST 3

**1950: (1 team, 0-2)**

**District Playoff, Kannapolis, N.C.**

Alabama 6, CLEMSON 1  
 Kentucky 4, CLEMSON 2

**1952: (1 team, 4-2)**

**District 3 Playoff, Kannapolis, N.C.**

DUKE 7, Tennessee 1  
 DUKE 5, Rollins 4  
 DUKE 4, Florida 3

**College World Series, Omaha, Neb.**

DUKE 18, Oregon State 7  
 Penn State 12, DUKE 7  
 Western Michigan 5, DUKE 1

**1953: (1 team, 5-3)**

**District 3 Playoff, Charlotte, N.C.**

DUKE 9, Mississippi State 1  
 Georgia 9, DUKE 4  
 DUKE 5, Mississippi State 4  
 DUKE 9, Georgia 1  
 DUKE 11, Georgia 3

**College World Series, Omaha, Neb.**

Texas 2, DUKE 1  
 DUKE 3, Northern Colorado 2  
 Boston College 7, DUKE 6 (11)

**1954: (1 team, 2-2)**

**District 3 Playoff, campus sites**

VIRGINIA TECH 11, Clemson 10 (Clemson, S.C.)  
 VIRGINIA TECH 7, Clemson 1 (Blacksburg, Va.)

**District 3 Playoff, Winter Park, Fla.**

Rollins 3, VIRGINIA TECH 0  
 Rollins 9, VIRGINIA TECH 3

**1955: (1 team, 1-2)**

**District 3 Playoff, Morgantown, W.Va.**

Wake Forest 5, WEST VIRGINIA 1  
 WEST VIRGINIA 9, Wake Forest 7  
 Wake Forest 6, WEST VIRGINIA 5

**1957: (1 team, 0-2)**

**District 3 Playoff, Gastonia, N.C.**

Duke 9, GEORGE WASHINGTON 1  
 Ga. Southern 5, GEORGE WASHINGTON 3

**1958: (1 team, 0-2)**

**District 3 Playoff, Gastonia, N.C.**

Clemson 4, GEORGE WASHINGTON 2  
 Florida State 3, GEORGE WASHINGTON 1

**1959: (1 team, 0-2)**

**District 3 Playoff, Gastonia, N.C.**

Florida State 3, GEORGE WASHINGTON 2  
 Georgia Tech 7, GEORGE WASHINGTON 2

**1960: (1 team, 1-2)**

**District 3 Playoff, Gastonia, N.C.**

THE CITADEL 4, Florida 2  
 North Carolina 13, THE CITADEL 1  
 Florida 4, THE CITADEL 1

**1961: (1 team, 1-2)**

**District 3 Playoff, Gastonia, N.C.**

Florida State 3, WEST VIRGINIA 1  
 WEST VIRGINIA 4, Florida State 3  
 Duke 7, WEST VIRGINIA 3

**1962: (1 team, 0-2)**

**District 3 Playoff, Gastonia, N.C.**

Wake Forest 8, WEST VIRGINIA 3  
 Florida State 6, WEST VIRGINIA 5

**1963: (1 team, 1-2)**

**District 3 Playoff, Gastonia, N.C.**

Wake Forest 4, WEST VIRGINIA 3  
 WEST VIRGINIA 2, Auburn 1  
 Wake Forest 12, WEST VIRGINIA 8

**1964: (1 team, 0-2)**

**District 3 Playoff, Gastonia, N.C.**

Mississippi 11, WEST VIRGINIA 0  
 East Carolina 6, WEST VIRGINIA 5

**1965: (1 team, 2-2)**

**District 3 Playoff, Gastonia, N.C.**

FURMAN 5, Maryland 4  
 FURMAN 5, Mississippi State 2  
 Florida State 2, FURMAN 1  
 Florida State 7; FURMAN 5

**1966: (1 team, 0-2)**

**District 3 Playoff, Gastonia, N.C.**

North Carolina 7, EAST CAROLINA 1  
 Florida State 6, EAST CAROLINA 3

**1967: (1 team, 0-2)**

**District 3 Playoff, Gastonia, N.C.**

Auburn 8, WEST VIRGINIA 3  
 Clemson 5, WEST VIRGINIA 0

**1968: (1 team, 1-2)**

**District 3 Playoff, Gastonia, N.C.**

EAST CAROLINA 2, Florida State 1  
 North Carolina State 7, EAST CAROLINA 5  
 Florida State 3, EAST CAROLINA 2

**1969: (1 team, 0-2)**

**District 3 Playoff, Gastonia, N.C.**

North Carolina 3, FURMAN 0  
 Virginia Tech 6, FURMAN 3

**1970: (1 team, 0-2)**

**District 3 Playoff, Gastonia, N.C.**

Florida State 2, EAST CAROLINA 0  
 Mississippi State 12, EAST CAROLINA 6

**1972: (1 team, 0-2)**

**District 3 Playoff, Gastonia, N.C.**

Virginia 18, RICHMOND 2  
 Florida State 10, RICHMOND 5

**1973: (1 team, 2-2)**

**District 3 Playoff, Starkville, Miss.**

North Carolina State 5, APPALACHIAN STATE 1  
 APPALACHIAN STATE 2, South Alabama 1  
 APPALACHIAN STATE 4, North Carolina State 3  
 Miami (Fla.) 13, APPALACHIAN STATE 5

**1974: (1 team, 0-2)**

**District 3 Playoff, Starkville, Miss.**

Vanderbilt 2, EAST CAROLINA 1  
 South Carolina 5, EAST CAROLINA 1



*The Citadel's 1990 squad made a memorable run to the College World Series in Omaha, Neb.*

# SOCON IN THE NCAA CHAMPIONSHIP

**1975: (1 team, 0-2)**

**Atlantic Regional, Columbia, S.C.**  
South Carolina 11, THE CITADEL 3  
North Carolina State 16, THE CITADEL 3

**1976: (1 team, 2-2)**

**Atlantic Regional, Columbia, S.C.**  
Clemson 13, FURMAN 2  
FURMAN 5, Virginia Tech 4  
FURMAN 12, South Carolina 1  
Clemson 6, FURMAN 2

**1977: (1 team, 0-2)**

**Atlantic Regional, Columbia, S.C.**  
Wake Forest 6, EAST CAROLINA 3  
South Carolina 4, EAST CAROLINA 1

**1978: (1 team, 2-2)**

**Atlantic Regional, Coral Gables, Fla.**  
MARSHALL 4, Florida State 0  
MARSHALL 9, Clemson 3  
Miami (Fla.) 6, MARSHALL 0  
Miami (Fla.) 5, MARSHALL 1

**1979: (1 team, 0-2)**

**Atlantic Regional, Coral Gables, Fla.**  
Miami (Fla.) 3, THE CITADEL 1  
Georgia Southern 5, THE CITADEL 3

**1980: (1 team, 1-2)**

**Atlantic Regional, Clemson, S.C.**  
Clemson 22, ETSU 4  
ETSU 3, Georgia Southern 1  
South Carolina 8, ETSU 5

**1981: (1 team, 2-2)**

**Atlantic Regional, Clemson, S.C.**  
Mississippi State 7, ETSU 6  
ETSU 2, Clemson 1  
ETSU 5, Wichita State 4  
Mississippi State 6, ETSU 5

**1982: (1 team, 2-2)**

**East Regional, Columbia, S.C.**  
THE CITADEL 9, North Carolina 4  
South Carolina 6, THE CITADEL 4  
THE CITADEL 15, Old Dominion 1  
South Carolina 11, THE CITADEL 2

**1983: (1 team, 2-2)**

**East Regional, Chapel Hill, N.C.**  
THE CITADEL 14, Delaware 5  
THE CITADEL 5, North Carolina 3  
James Madison 5, THE CITADEL 2  
Delaware 7, THE CITADEL 1

**1984: (1 team, 0-2)**


**South II Regional, Starkville, Miss.**  
New Orleans 1, APPALACHIAN STATE 0  
Eastern Kentucky 10, APPALACHIAN STATE 9

**1985: (1 team, 2-2)**

**East Regional, Columbia, S.C.**  
WESTERN CAROLINA 5, Old Dominion 3  
LaSalle 13, WESTERN CAROLINA 12  
WESTERN CAROLINA 9, St. John's 6  
South Carolina 14, WESTERN CAROLINA 3

**1986: (2 teams, 0-4)**

**Atlantic Regional, Coral Gables, Fla.**  
Miami (Fla.) 10, WESTERN CAROLINA 8  
Georgia Tech 8, WESTERN CAROLINA 7



*Oliver Marmol (center) scored the winning run for College of Charleston in a 5-4, 16-inning win over Notre Dame at the Lexington Regional in 2006.*

**Midwest Regional, Stillwater, Okla.**

Stanford 11, APPALACHIAN STATE 1  
Oklahoma State 23, APPALACHIAN STATE 2

**1987: (1 team, 2-2)**

**Midwest Regional, Starkville, Miss.**  
Oklahoma State 6, WESTERN CAROLINA 0  
WESTERN CAROLINA 8, Mississippi State 1  
WESTERN CAROLINA 8, Purdue 7  
Oklahoma State 9, WESTERN CAROLINA 6

**1988: (1 team, 0-2)**

**South Regional, Starkville, Miss.**  
Mississippi State 7, WESTERN CAROLINA 4  
Texas A&M 8, WESTERN CAROLINA 6

**1989: (1 team, 0-2)**

**South Regional, Starkville, Miss.**  
Mississippi State 8, WESTERN CAROLINA 0  
Indiana State 10, WESTERN CAROLINA 3

**1990: (1 team, 5-2)**

**Atlantic Regional, Coral Gables, Fla.**  
THE CITADEL 11, North Carolina State 3  
THE CITADEL 8, East Carolina 5  
THE CITADEL 6, Miami (Fla.) 2  
THE CITADEL 4, Miami (Fla.) 1

**College World Series, Omaha, Neb.**

LSU 8, THE CITADEL 2  
THE CITADEL 8, Cal State Fullerton 7 (12)  
LSU 6, THE CITADEL 1

**1991: (1 team, 1-2)**

**East Regional, Gainesville, Fla.**  
Florida 2, FURMAN 0  
FURMAN 7, Ohio 2  
Missouri 8, FURMAN 4

**1992: (1 team, 3-2)**

**South II Regional, Tallahassee, Fla.**  
WESTERN CAROLINA 1, Florida State 0  
WESTERN CAROLINA 14, Kent State 1  
WESTERN CAROLINA 5, Stanford 0  
Florida State 4, WESTERN CAROLINA 3  
Florida State 18, WESTERN CAROLINA 3

**1993: (1 team, 1-2)**

**South Regional, Baton Rouge, La.**  
Louisiana State 7, WESTERN CAROLINA 2  
WESTERN CAROLINA 10, Miami (Fla.) 5  
Kent State 8, WESTERN CAROLINA 5

**1994: (2 teams, 1-4)**

**East Regional, Clemson, S.C.**  
Notre Dame 5, THE CITADEL 1  
THE CITADEL 4, Virginia Tech 3  
Clemson 5, THE CITADEL 1

**Midwest Regional, Knoxville, Tenn.**

Tennessee 6, WESTERN CAROLINA 4  
Arizona State 8, WESTERN CAROLINA 6

**1995: (1 team, 0-2)**

**Midwest Regional, Knoxville, Tenn.**  
Tennessee 5, THE CITADEL 2  
Pittsburgh 12, THE CITADEL 10

**1996: (1 team, 1-2)**

**Atlantic Regional, Clemson, S.C.**  
GEORGIA SOUTHERN 6, Old Dominion 0  
West Virginia 9, GEORGIA SOUTHERN 4  
Tennessee 6, GEORGIA SOUTHERN 1

**1997: (1 team, 1-2)**

**East Regional, Tallahassee, Fla.**  
Auburn 11, WESTERN CAROLINA 3  
WESTERN CAROLINA 8, Marist 3  
South Florida 9, WESTERN CAROLINA 4

**1998: (1 team, 1-2)**

**East Regional, Clemson, S.C.**  
Clemson 12, THE CITADEL 3  
THE CITADEL 5, Fordham 1  
VCU 3, THE CITADEL 2 (11 inn)

**1999: (1 team, 0-2)**

**Regional, Tallahassee, Fla.**  
Florida State 24, THE CITADEL 6  
Providence 12, THE CITADEL 1

# SOCON IN THE NCAA CHAMPIONSHIP

**2000: (1 team, 0-2)**

**Regional, Atlanta, Ga.**

Georgia Tech 11, GEORGIA SOUTHERN 9  
Auburn 11, GEORGIA SOUTHERN 5

**2001: (2 teams, 1-4)**

**Regional, Columbia, S.C.**

South Carolina 16, THE CITADEL 0  
Princeton 11, THE CITADEL 6

**Regional, Athens, Ga.**

GEORGIA SOUTHERN 4, Georgia 3  
Coastal Carolina 15, GEORGIA SOUTHERN 3  
Georgia 10, GEORGIA SOUTHERN 2

**2002: (1 team, 1-2)**

**Regional, Clemson, S.C.**

Clemson 15, GEORGIA SOUTHERN 1  
GEORGIA SOUTHERN 6, Elon 2  
East Carolina 7, GEORGIA SOUTHERN 3

**2003: (1 team, 2-2)**

**Regional, Wilson, N.C.**

VCU 6, WESTERN CAROLINA 0  
WESTERN CAROLINA 9, Le Moyne 5  
WESTERN CAROLINA 2, VCU 0  
NC State 6, WESTERN CAROLINA 4 (14)

**2004: (2 teams, 3-4)**

**Regional, Columbia, S.C.**

South Carolina 12, THE CITADEL 4  
THE CITADEL 10, Coastal Carolina 1  
North Carolina 6, THE CITADEL 3

**Regional, Baton Rouge, La.**

Southern Miss 6, COLLEGE OF CHARLESTON 5  
COLLEGE OF CHARLESTON 2, Army 1  
COLLEGE OF CHARLESTON 7, Southern Miss 3  
LSU 11, COLLEGE OF CHARLESTON 3

**2005: (2 teams, 1-4)**

**Regional, Atlanta, Ga.**

Georgia Tech 5, FURMAN 4 (10)  
Michigan 6, FURMAN 3

**Regional, Clemson, S.C.**

COLLEGE OF CHARLESTON 5, Oral Roberts 2  
Clemson 6, COLLEGE OF CHARLESTON 0  
Oral Roberts 6, COLLEGE OF CHARLESTON 0

**2006: (2 teams, 4-4)**

**Regional, Lexington, Ky.**

COLLEGE OF CHARLESTON 5, Notre Dame 4 (16)  
COLLEGE OF CHARLESTON 11, Ball State 0  
COLLEGE OF CHARLESTON 7, at Kentucky 4

**Super Regional, Atlanta, Ga.**

Georgia Tech 5, COLLEGE OF CHARLESTON 0  
Georgia Tech 12, COLLEGE OF CHARLESTON 3

**Regional, Clemson, S.C.**

ELON 5, Mississippi State 4  
Clemson 13, ELON 3  
Mississippi State 12, ELON 3

**2007: (2 teams, 2-4)**

**Regional, Chapel Hill, N.C.**

East Carolina 9, WESTERN CAROLINA 8  
WESTERN CAROLINA 7, Jacksonville 0  
WESTERN CAROLINA 9, East Carolina 5  
North Carolina 6, WESTERN CAROLINA 5

**Regional, Columbia, S.C.**

South Carolina 9, WOFFORD 1  
NC State 10, WOFFORD 6

**2008: (1 team, 1-2)**

**Regional, Cary, N.C.**

UNC Wilmington 5, ELON 2  
ELON 6, Mount St. Mary's 3  
UNC Wilmington 15, ELON 11

**2009: (2 teams, 1-4)**

**Regional, Atlanta, Ga.**

Southern Miss 17, ELON 15  
ELON 4, Georgia State 3  
Georgia Tech 8, ELON 4

**Regional, Fullerton, Calif.**

Gonzaga 19, GEORGIA SOUTHERN 10  
Utah 11, GEORGIA SOUTHERN 10

**2010: (3 teams, 3-6)**

**Regional, Columbia, S.C.**

THE CITADEL 7, Virginia Tech 2  
South Carolina 9, THE CITADEL 4  
Virginia Tech 4, THE CITADEL 3

**Regional, Myrtle Beach, S.C.**

COLLEGE OF CHARLESTON 9, NC State 6  
COLLEGE OF CHARLESTON 16, Coastal Carolina 6  
Coastal Carolina 8, COLLEGE OF CHARLESTON 7  
Coastal Carolina 11, COLLEGE OF CHARLESTON 10 (10)

**Regional, Atlanta, Ga.**

Alabama 11, ELON 2  
Mercer 13, ELON 7

**2011: (1 team, 0-2)**

**Regional, Columbia, S.C.**

South Carolina 2, GEORGIA SOUTHERN 1  
NC State 5, GEORGIA SOUTHERN 2

**2012: (3 teams, 5-6)**

**Regional, Charlottesville, Va.**

APPALACHIAN STATE 5, Oklahoma 4  
APPALACHIAN STATE 6, Virginia 5  
Oklahoma 14, APPALACHIAN STATE 6  
Oklahoma 5, APPALACHIAN STATE 2

**Regional, Gainesville, Fla.**

Georgia Tech 8, COLLEGE OF CHARLESTON 4  
COLLEGE OF CHARLESTON 8, Bethune-Cookman 2  
Georgia Tech 3, COLLEGE OF CHARLESTON 0

**Regional, Tallahassee, Fla.**

\*SAMFORD 5, Mississippi State 0  
Florida State 8, SAMFORD 1  
SAMFORD 3, Mississippi State 2  
Florida State 5, SAMFORD 2

\* later vacated wins in NCAA Regional

**2013: (1 team, 2-2)**

**Regional, Charlottesville, Va.**

ELON 10, UNCW 7  
Virginia 2, ELON 0  
ELON 6, UNCW 4  
Virginia 11, ELON 3

**2014: (1 team, 1-2)**

**Regional, Tallahassee, Fla.**

GEORGIA SOUTHERN 7, Florida State 0  
Kennesaw State 13, GEORGIA SOUTHERN 5 (11)  
Alabama 6, GEORGIA SOUTHERN 0

**2015: (1 team, 0-2)**

**Regional, Tallahassee, Fla.**

Florida State 5, MERCER 4 (10)  
Auburn 1, MERCER 0

**2016: (1 team, 1-2)**

**Regional, Clemson, S.C.**

Clemson 24, WESTERN CAROLINA 10  
WESTERN CAROLINA 4, Nebraska 1  
Clemson 15, WESTERN CAROLINA 3

**2017: (1 team, 1-2)**

**Regional, Clemson, S.C.**

Clemson 5, UNCG 4  
UNCG 3, St. John's 1  
Clemson 6, UNCG 3

**2018: (1 team, 1-2)**

**Regional, Clemson, S.C.**

SAMFORD 7, Florida State 6  
Oklahoma 4, SAMFORD 0  
Mississippi State 9, SAMFORD 8

**2019: (1 team, 0-2)**

**Regional, Athens, Ga.**

MERCER 3, Georgia 13  
Florida Atlantic 10, MERCER 6

**2020:** Not contested due to COVID-19

**OVERALL RECORD: 91-166 (.354)\***

\* Samford later vacated two wins from 2012

# PLAYERS/PITCHERS OF THE WEEK

## 1989 Players

March 12 Andy Beasley, VMI  
 March 19 Matt Raleigh, WCU  
 March 26 Gettys Glaze, CIT  
 April 2 Johnny McCraw, APP  
 April 9 Billy Swails, CIT  
 April 16 Steve Hollins, APP  
 April 23 Jason Nixon, MAR

## 1989 Pitchers

March 12 Brad Riley, APP  
 March 19 Mike Clark, FUR  
 March 26 Paul Menhart, WCU  
 April 2 Matt Gore, CIT  
 April 9 Pete Palmer, APP  
 April 16 Brad Stowell, CIT  
 April 23 Jeff Stevens, WCU

## 1990 Players

March 11 Anthony Jenkins, CIT  
 March 18 Grant Brittain, WCU  
 March 25 Johnny McCraw, APP  
 April 1 Grant Brittain, WCU  
 April 8 Grant Brittain, WCU  
 April 15 Scott Waugh, APP  
 April 22 Kevin Bellomo, WCU

## 1990 Pitchers

March 11 Richard Shirer, CIT  
 March 18 Tom Brodnax, FUR  
 March 25 Richard Shirer, CIT  
 April 1 Ken Britt, CIT  
 April 8 Richard Shirer, CIT  
 April 15 Jason Schafer, MAR  
 April 22 Johnny Meadows, APP

## 1991 Players

March 10 Chris Childers, MAR  
 March 17 Kevin Bellomo, WCU  
 March 24 Todd Raleigh, WCU  
 March 31 Shane McComas, MAR  
 April 7 Rod Walker, ETSU  
 April 14 Johnny McCraw, APP  
 April 21 Jason Rhychlick, CIT

## 1991 Pitchers

March 10 Bill Craig, MAR  
 March 17 Phillip Grundy, WCU  
 March 24 Dallas Rhinehart, ETSU  
 March 31 Brad Stowell, CIT  
 April 7 Ken Britt, CIT  
 April 14 Hank Kraft, CIT  
 April 21 Chris Bellomy, MAR

## 1992 Players

March 9 Todd Greene, GSU  
 March 16 Joey Cox, WCU  
 March 23 Jermaine Shuler, CIT  
 March 30 Rod Walker, ETSU  
 April 6 Rodney Hennon, WCU  
 April 13 Nathan Dunn, ETSU  
 April 20 Rod Walker, ETSU

## 1992 Pitchers

March 9 Gettys Glaze, CIT  
 March 16 Jim Carragher, GSU  
 March 23 Matt Spade, MAR  
 March 30 Hank Kraft, CIT  
 April 6 Ken Britt, CIT  
 April 13 Gettys Glaze, CIT  
 April 20 Gettys Glaze, CIT

## 1993 Players

Feb. 28 Phillip Grundy, WCU  
 March 7 Todd Greene, GSU  
 March 14 Chris Lemonis, CIT  
 March 21 Rodney Hennon, WCU  
 March 28 Phillip Grundy, WCU  
 April 3 Mike Tidick, WCU  
 April 10 Kurt Henzler, MAR  
 April 17 Clay Hall, DAV  
 April 24 Tim Kerns, DAV

## 1993 Pitchers

Feb. 28 Ron Buffington, GSU  
 March 7 Steve Basch, CIT  
 March 14 Clint Fair, GSU  
 March 21 Donald Morillo, CIT  
 March 28 Paul Thornton, GSU  
 April 3 Clint Fair, GSU  
 April 10 Mac Chapman, DAV  
 April 17 John Price, CIT  
 April 24 Jim Carragher, GSU

## 1994 Players

Feb. 27 Louie Napoleon, VMI  
 March 6 Russ Roper, FUR  
 March 13 Mac Chapman, DAV  
 March 20 Mac Chapman, DAV  
 March 27 Roy Hurst, WCU  
 April 3 Mike Hooks, ETSU  
 April 10 Mike Tidick, WCU  
 April 17 Matt Wilson, GSU  
 April 24 Mike Hagy, MAR

## 1994 Pitchers

Feb. 27 Jason Beverlin, WCU  
 March 6 Marc Phillips, VMI  
 March 13 Rick Paugh, MAR  
 March 20 Jason Beverlin, WCU  
 March 27 Jay Adams, VMI  
 April 3 Tim Roth, GSU  
 April 10 Britt Reames, CIT  
 April 17 Todd Anderson, ETSU  
 April 24 Matt Spade, MAR

## 1995 Players

Feb. 26 Jody Henson, WCU  
 March 5 Tyson Whitley, GSU  
 March 12 Jason Andrews, GSU  
 March 19 Danny Allard, APP  
 March 26 Jody Henson, WCU  
 April 2 Brad Edwards, DAV  
 April 9 Bo Betchman, CIT  
 April 16 Adam Cross, ETSU  
 April 23 Dan Martz, FUR

## 1995 Pitchers

Feb. 26 Dale Pilgrim, WCU  
 March 5 William Rushing, GSU  
 March 12 Britt Reames, CIT  
 March 19 Clark Maxwell, WCU  
 March 26 Chris Pollard, DAV  
 April 2 Clark Maxwell, WCU  
 April 9 Brian Callahan, CIT  
 April 16 Mark DiFelice, WCU  
 April 23 Jason Crews, APP

## 1996 Players

Feb. 25 Alex Tolbert, WCU  
 March 3 Tommy Peterman, GSU  
 March 10 Luke Goodwin, DAV  
 March 17 A.J. Polichnowski, ETSU  
 March 24 Curt Beerman, CIT

March 31 Nate Shepperson, VMI  
 April 7 Tommy Peterman, GSU  
 April 14 Tommy Peterman, GSU  
 April 21 Bo Betchman, CIT

## 1996 Pitchers

Feb. 25 Scott Musgrave, APP  
 March 3 Jim Jordan, FUR  
 March 10 Jim Jordan, FUR  
 March 17 Clark Maxwell, WCU  
 March 24 Dan Stutzman, APP  
 March 31 Brian Bain, WCU  
 April 7 Tod Lee, GSU  
 April 14 Brian Rogers, CIT  
 April 24 Brian Rogers, CIT

## 1997 Players

March 3 Michael Holder, GSU  
 March 10 Britt Phelps, ETSU  
 March 17 Steve Walson, GSU  
 March 24 Curt Beerman, CIT  
 March 31 Jeremy Bruce, WCU  
 April 7 Martin Barrow, WCU  
 April 14 Jerry Simmons, CIT  
 April 21 Tyson Whitley, GSU

## 1997 Pitchers

March 3 Mark DiFelice, WCU  
 March 10 Tod Lee, GSU  
 March 17 Dan Stutzman, APP  
 March 24 Tom Martin, CIT  
 March 31 Brian Rogers, CIT  
 April 7 Jay Adams, VMI  
 April 14 Clint Sauls, GSU  
 April 21 Ryan Foote, FUR

## 1998 Players

March 9 Chuck Koone, WCU  
 March 16 Charles Thomas, WCU  
 March 23 Jerry Simmons, CIT  
 March 30 Jody Pollock, GSU  
 April 6 Terrence Smalls, CIT  
 April 13 Stephen Crater, APP  
 April 20 Kenny Vawter, UNCG  
 April 27 Phillip Hartig, CIT

## 1998 Pitchers

March 9 Josh Spradlin, VMI  
 March 16 Brian Rogers, CIT  
 March 23 Rodney Hancock, CIT  
 March 30 Rhett Woehrl, UNCG  
 April 6 Lance Surridge, UNCG  
 April 13 Izzy Olvera, ETSU  
 April 20 Tom Martin, CIT  
 April 27 Brian Wiley, CIT

## 1999 Players

March 1 Dustin Langley, GSU  
 March 8 Jody Pollock, GSU  
 March 15 Ronny Marmol, CofC  
 March 22 Jesse Martin, UNCG  
 March 29 Rusty Swackhamer, ETSU  
 April 4 Brandon Eierman, ETSU  
 April 12 Charles Thomas, WCU  
 April 19 Ed Pearson, VMI  
 April 26 Rusty Swackhamer, ETSU  
 May 3 Eric Johnson, WCU  
 May 10 Philip Hartig, CIT  
 May 17 Matt Easterday, GSU

## 1999 Pitchers

March 1 Wes Self, DAV  
 March 8 Brett Lewis, GSU  
 March 15 Matt Baber, ETSU  
 March 22 Brian Wiley, CIT  
 March 29 Travis Parker, CofC  
 April 4 Dallas McPherson, CIT  
 April 12 Brian Wiley, CIT  
 April 19 Brian Wiley, CIT  
 April 26 Wes Self, DAV  
 May 3 Taft Cable, UNCG  
 May 10 Scott Oliver, CofC  
 May 17 Rodney Hancock, CIT

## 2000 Players

Feb. 21 Tim Frend, DAV  
 Feb. 28 Philip Hartig, CIT  
 March 6 Dallas McPherson, CIT  
 March 13 Jeremy Purcell, UNCG  
 Scott Henley, GSU  
 March 20 Philip Hartig, CIT  
 March 27 Scott Henley, GSU  
 April 3 Chad Boruff, ETSU  
 April 10 Stewart Sloan, DAV  
 April 17 Matt Easterday, GSU  
 April 24 Philip Hartig, CIT  
 May 1 Scott Henley, GSU  
 May 8 Kevin Blocker, WOF  
 May 17 Chad Boruff, ETSU

## 2000 Pitchers

Feb. 21 Jared Burton, WCU  
 Feb. 28 Taft Cable, UNCG  
 March 6 Charles Bobo, WOF  
 March 13 Ryan Gordon, UNCG  
 March 20 Taft Cable, UNCG  
 March 27 David Ray, GSU  
 April 3 Matt Baber, ETSU  
 April 10 Lucas Hocker, CofC  
 April 17 Daniel Wheeler, GSU  
 April 24 Kyle Bunn, CIT  
 May 1 Ryan Gordon, UNCG  
 May 8 George Lehr, WOF  
 May 15 T.A. Fulmer, CIT

## 2001 Players

Feb. 25 Alan Beck, WCU  
 March 5 Shane Schumaker, UNCG  
 March 12 Derek Norman, FUR  
 March 19 Jason Randall, CIT  
 Matt Lauderdale, CofC  
 March 26 Scott Henley, GSU  
 April 2 Donovan Minero, WCU  
 April 9 Matt Herring, GSU  
 April 16 Jesse Martin, UNCG  
 April 23 Chris Catanzaro, VMI  
 April 30 Nathan Copeland, ETSU  
 May 7 Justin Maderer, FUR  
 May 14 Darryl Stephens, GSU

## 2001 Pitchers

March 5 Wes Self, DAV  
 March 12 Matt Rackers, CofC  
 March 19 Tate Osterman, WOF  
 March 26 Ryan Basner, WCU  
 April 2 Toby David, FUR  
 April 9 Eric Talbert, CIT  
 April 16 Brett Lewis, GSU  
 Taft Cable, UNCG  
 April 23 Randy Corn, CIT  
 April 30 Tom Mastny, FUR  
 May 7 Dan Foley, WCU

# PLAYERS/PITCHERS OF THE WEEK

May 14 Scooter Michael, UNCG

## 2002 Players

Feb. 18 Ryan Schade, WCU  
 Feb. 25 Rocky Baker, GSU  
 March 6 Matt Herring, GSU  
 March 11 Tony Carbone, WOF  
 Ryan Galligan, UNCG  
 March 18 Lee Curtis, CofC  
 Donovan Minero, WCU  
 March 25 Todd Roper, WCU  
 Tim Friend, DAV  
 April 2 Donovan Minero, WCU  
 April 8 Jason Sarvis, UNCG  
 April 15 A.J. Zickgraf, GSU  
 April 22 Chris Downard, APP  
 April 29 Chris Emond, DAV  
 May 6 Donovan Minero, WCU  
 May 13 Lee Curtis, CofC  
 May 20 Josh Stackley, CIT

## 2002 Pitchers

Feb. 18 George Lehr, WOF  
 Feb. 25 Ryan Gordon, UNCG  
 Jared Comstock, GSU  
 March 6 Scooter Michael, UNCG  
 March 11 Jared Burton, WCU  
 March 18 Jay Metzger, UNCG  
 March 25 George Lehr, WOF  
 April 2 T.A. Fulmer, CIT  
 April 8 Kyle Shipplett, APP  
 April 15 Tim Friend, DAV  
 Scooter Michael, UNCG  
 April 22 Tom Mastny, FUR  
 April 29 Jay Metzger, UNCG  
 Raymond Jenkins, CIT  
 May 6 Tom Mastny, FUR  
 May 13 Dennis Dove, GSU  
 May 20 Culley Kline, WOF

## 2003 Players

Feb. 26 Jesse Cole, WOF  
 March 3 Jon Aughey, CIT  
 March 11 Chris Ard, CIT  
 March 17 Lee Curtis, CofC  
 March 24 Lee Curtis, CofC  
 April 1 Caleb Moore, ETSU  
 Sam Navarro, DAV  
 April 7 Todd Buchanan, WCU  
 Alan Beck, WCU  
 April 14 Matt Lauderdale, CofC  
 April 21 Rod Goldston, WCU  
 April 28 Brett Spivey, CofC  
 May 6 Alan Beck, WCU  
 May 13 Derek Smith, APP  
 May 20 Brendan Gilligan, GSU

## 2003 Pitchers

Feb. 26 Patrick Griffin, FUR  
 March 3 Ken Egleton, CIT  
 March 11 Chris Mason, UNCG  
 March 17 Ryan Basner, WCU  
 March 24 Ryan Gordon, UNCG  
 April 1 Tom Mastny, FUR  
 April 7 Brett Harker, CofC  
 April 14 Derrik Wolpert, DAV  
 April 21 Reid Price, CofC  
 April 28 John Carroll, GSU  
 May 6 Scooter Michael, UNCG  
 May 13 Tom Mastny, FUR  
 May 20 David Mitchell, FUR

## 2004 Players

Feb 23 Greg Dowling, GSU  
 March 2 Ryan Gordon, UNCG  
 March 10 Alex Gary, WCU  
 March 15 Chip Cannon, CIT  
 March 22 Josh Stackley, CIT  
 March 29 Brett Gardner, CofC  
 April 5 Brett Anderson, CofC  
 April 12 Phillip Coker, CofC  
 April 19 Blake Church, ETSU  
 April 26 Case Cassidy, FUR  
 May 2 Caleb Moore, ETSU  
 May 10 Phillip Coker, CofC  
 May 17 Jay Heafner, DAV  
 James Payne, GSU  
 May 24 Andy Howdeshell, ETSU

## 2004 Pitchers

Feb 23 Brian Akin, DAV  
 March 2 Nick Stames, UNCG  
 March 10 Ryan Falcon, UNCG  
 March 15 Zach Piccola, CofC  
 March 22 Matt Garner, Elon  
 March 29 Sam Perry, FUR  
 Jarrett Santos, UNCG  
 April 5 Ryan Edell, CofC  
 April 12 Brian Harrison, GSU  
 April 19 Josh Lairsey, GSU  
 April 26 Jonathan Ellis, CIT  
 May 2 John Carroll, GSU  
 May 10 Scott Clark, APP  
 May 17 Brian McCullen, WCU  
 May 24 Jonathan Ellis, CIT

## 2005 Players

Feb 21 Brian Hastings, CofC  
 Feb 28 Caleb Moore, ETSU  
 March 7 D.J. Wabik, CofC  
 March 14 Jason Hurst, GSU  
 March 21 Byron Barber, CofC  
 March 28 Brett Gardner, CofC  
 April 4 Jay Heafner, DAV  
 April 11 Evan Erickson, Elon  
 April 18 Caleb Moore, ETSU  
 April 25 Blake Church, ETSU  
 May 2 Andrew Musashe, DAV  
 May 9 A.J. Zickgraf, GSU  
 May 16 Chris Ard, CIT  
 May 23 Gary Morris, Elon

## 2005 Pitchers

Feb 21 Chris Mason, UNCG  
 Feb 28 Nick Chigges, CofC  
 March 7 Patrick Adams, Elon  
 March 14 Chris Mason, UNCG  
 Brett Harker, CofC  
 March 21 Brian Caudill, APP  
 March 28 Chris Mason, UNCG  
 April 4 Brian Barnes, WCU  
 April 11 Lance Cole, Elon  
 Jay Heafner, DAV  
 April 18 Ben Hunter, FUR  
 April 25 Kevin Regan, Elon  
 May 2 Danny Meszaros, CofC  
 May 9 Chris Mason, UNCG  
 Dustin Evans, GSU  
 May 16 Andy Carter, DAV  
 May 23 Griff Beckham, CIT  
 Nick Hollstegge, FUR

## 2006 Players

Feb 20 Chris Swauger, CIT  
 Feb. 27 Greg Dowling, GSU  
 March 7 Tony Maccani, FUR  
 March 13 Chris Price, Elon  
 March 20 Steven Strausbaugh, WCU  
 March 27 Trey McDaniel, WCU  
 April 3 A.J. Davidiuk, FUR  
 April 10 Graham Maiden, CofC  
 April 17 A.J. Davidiuk, FUR  
 April 24 Case Cassidy, FUR  
 May 1 Robert Rodebaugh, Elon  
 Guy Welsh, UNCG  
 May 8 Robert Rodebaugh, Elon  
 May 15 Jermaine Mitchell, UNCG  
 May 22 Jonathan Greene, WCU

## 2006 Pitchers

Feb 20 Lance Cole, Elon  
 Feb. 27 Jay Heafner, DAV  
 March 7 Nick Holstegge, FUR  
 March 13 Tyler Sexton, WCU  
 March 20 Danny Meszaros, CofC  
 March 27 Danny Meszaros, CofC  
 April 3 Steven Hensley, Elon  
 April 10 Steven Hensley, Elon  
 April 17 Chad Tilley, Elon  
 April 24 Everett Teaford, GSU  
 May 1 Patrick Currin, UNCG  
 May 8 Greg Holland, WCU  
 May 15 Nick Chigges, CofC  
 May 22 Justin Smith, CIT

## 2007 Players

Feb. 19 Zach Brown, CIT  
 Feb. 26 Kenny Smith, WCU  
 March 5 David Rubinstein, APP  
 March 12 John Ingram, WCU  
 March 19 Matt Webb, DAV  
 March 26 Alex Garabedian, CofC  
 April 2 Barrett Shaft, WCU  
 April 9 Richard Jones, CIT  
 April 16 Chase Austin, Elon  
 April 23 Alex Garabedian, CofC  
 April 30 Mike Economos, GSU  
 May 7 Brandon Waring, WOF  
 May 14 Kenny Smith, WCU  
 May 21 Wes Hobson, APP

## 2007 Pitchers

Feb. 19 Garrett Sherrill, APP  
 Feb. 26 Ben Austin, WOF  
 March 5 Justin Smith, CIT  
 March 12 Jeff Beliveau, CofC  
 March 19 Will Romanowicz, Elon  
 March 26 Jay Jackson, FUR  
 April 2 Ryan Falcon, UNCG  
 Steven Hensley, Elon  
 April 9 Zach Booker, Elon  
 April 16 Matt Crim, CIT  
 April 23 Greg Holland, WCU  
 April 30 Chris Masters, WCU  
 May 7 Tyler Sexton, WCU  
 May 14 Nicholas Karow, FUR  
 May 21 Matt Klinker, FUR

## 2008 Players

Feb. 25 Michael Harrington, CofC  
 March 3 Corey Overholtzer, UNCG  
 March 10 Ricky Orton, UNCG  
 March 17 Chris Shehan, GSU  
 March 24 Chris Shehan, GSU

March 31 Greg Feltes, UNCG  
 April 7 Cory Harrilchak, Elon  
 April 14 Joey Rodgers, FUR  
 April 21 Brandon Sizemore, CofC  
 April 28 Ty Wright, GSU  
 May 5 Ricky Orton, UNCG  
 May 12 Michael Harrington, CofC  
 May 19 Jeremie Tice, CofC

## 2008 Pitchers

Feb. 25 Asher Wojciechowski, CIT  
 March 3 Jay Jackson, FUR  
 Matt Reifsnider, CIT  
 March 10 Jimmy Reyes, Elon  
 March 17 Matt Crim, CIT  
 March 24 Chip Hunt, WOF  
 March 31 Chris Masters, WCU  
 April 7 Nick Karow, FUR  
 April 14 Wes Wrenn, CIT  
 April 21 Jay Jackson, FUR  
 Chris Masters, WCU  
 April 28 Jesse Simpson, CofC  
 May 5 Chris Masters, WCU  
 May 12 Matt Andress, APP  
 May 19 Spencer Hale, FUR

## 2009 Players

Feb. 23 Joash Brodin, CofC  
 March 2 Justin Hilt, Elon  
 March 9 Griffin Benedict, GSU  
 March 16 Richard Jones, CIT  
 March 23 Stephen Notaro, WCU  
 March 30 Mike Melillo, Elon  
 Cole Rakar, CofC  
 April 6 Chris McGuinness, CIT  
 April 13 Bennett Davis, Elon  
 April 20 Pat Irvine, Elon  
 April 27 Dallas Tarleton, Elon  
 May 4 Matt Mansilla, CofC  
 May 11 Joey Bergman, CofC  
 May 18 A.J. Wirnsberger, GSU

## 2009 Pitchers

Feb. 23 Zach Garrett, CIT  
 March 2 Daniel Ottone, WCU  
 March 9 David Peterson, CofC  
 March 16 Jesse Simpson, CofC  
 March 23 Chris Masters, WCU  
 March 30 Drew Mahaffey, CIT  
 April 6 Jimmy Reyes, Elon  
 April 13 Corey Martin, WCU  
 April 20 Chris Mederos, GSU  
 April 27 Mike Frongello, DAV  
 May 4 Chris Masters, WCU  
 May 11 David Peterson, CofC  
 May 18 Matt Crim, CIT

## 2010 Players

Feb. 22 Corey Overholtzer, UNCG  
 March 1 Andrew Barna, DAV  
 March 8 Will Owens, FUR  
 March 15 David Schulze, SAM  
 March 22 Rob Kral, CofC  
 March 29 Ryan Adams, Elon  
 April 5 Mike Melillo, Elon  
 April 12 Tyler Kirkpatrick, WCU  
 April 19 Matt Leeds, CofC  
 April 26 Wes Hobson, APP  
 May 3 Rob Kral, CofC  
 May 10 Mac Doyle, WOF  
 May 17 Kyle Blackburn, GSU  
 May 24 Justin Mackert, CIT

# PLAYERS/PITCHERS OF THE WEEK

## 2010 Pitchers

Feb. 22 Asher Wojciechowski, CIT  
 March 1 Matt Andress, APP  
 March 8 Jason Sullivan, WCU  
 March 15 Asher Wojciechowski, CIT  
 March 22 Kevin Decker, CofC  
 March 29 Andy Moye, GSU  
 April 5 Nathan Hyatt, APP  
 April 12 Andy Moye, GSU  
 Chris Patterson, APP  
 April 19 Jimmy Reyes, Elon  
 April 26 Matt Talley, CIT  
 May 3 Matt Murray, GSU  
 May 10 Josh Martin, SAM  
 May 17 Matt Talley, CIT  
 May 24 Ken Ferrer, Elon

## 2011 Players

Feb. 21 Ross Heffley, WCU  
 Feb. 28 Steve Cochrane, GSU  
 March 7 Neal Pritchard, Elon  
 March 14 Mac Doyle, WOF  
 March 21 Saxon Butler, SAM  
 March 28 Mac Doyle, WOF  
 April 4 Victor Roache, GSU  
 April 11 Daniel Aldrich, CofC  
 April 18 Victor Roache, GSU  
 April 25 Stephen Notaro, WCU  
 May 2 Matt Leeds, CofC  
 Sebastian Gomez, Elon  
 Preston Troutman, APP  
 May 9 Cody Walker, UNCG  
 May 23 Ross Heffley, WCU

## 2011 Pitchers

Feb. 21 Tyler Wood, FUR  
 Feb. 28 Lawrence Pardo, APP  
 March 7 Chris Lamb, DAV  
 March 14 Chris Beck, GSU  
 March 21 Dylan Cole, FUR  
 March 28 Lex Rutledge, SAM  
 April 4 Ryan Arrowood, APP  
 April 11 Nathan Hyatt, APP  
 April 18 Ryan Arrowood, APP  
 Logan Cribb, CIT  
 April 25 Taylor Miller, APP  
 May 2 Thomas Girdwood, Elon  
 May 9 Cash Collins, WOF  
 May 16 Warren Slack, UNCG  
 May 23 Bobby Lyne, FUR

## 2012 Players

Feb. 20 Saxon Butler, SAM  
 Feb. 27 Thomas Troelstrup, UNCG  
 March 5 Will Owens, FUR  
 March 12 Ross Heffley, WCU  
 March 19 Will Callaway, APP  
 March 26 Brandon Murray, CofC  
 April 2 Alex Swim, Elon  
 April 9 Paul Nitto, FUR  
 April 16 Bradley Goodson, CofC  
 April 23 Tyler Tewell, APP  
 April 30 Daniel Aldrich, CofC  
 Saxon Butler, SAM  
 May 7 Phillip Ervin, SAM  
 May 14 Daniel Aldrich, CofC  
 May 21 Saxon Butler, SAM

## 2012 Pitchers

Feb. 20 Eric Eck, WOF  
 Feb. 27 Ryan Arrowood, APP  
 March 5 Ryan West, CofC

March 12 Josh Martin, SAM  
 March 19 Dylan Clark, Elon  
 March 26 Seth Grant, APP  
 April 2 Chris Beck, GSU  
 April 9 Brandon Yarusi, WOF  
 April 16 Henry Sisson, DAV  
 April 23 Cash Collins, WOF  
 April 30 Spencer Medick, Elon  
 May 7 Stephen Gary, FUR  
 May 14 Jordan Smith, WCU  
 May 21 Cash Collins, WOF

## 2013 Players

Feb. 18 Tommy Corbin, SAM  
 Feb. 25 Josh Hyman, WOF  
 March 4 Drew DeKerlegand, CIT  
 March 11 Tyler White, WCU  
 March 18 Bo Thompson, CIT  
 March 25 C.K. Irby, SAM  
 April 1 Cambric Moye, UNCG  
 April 8 Ryan Kinsella, Elon  
 April 15 Brandon Murray, CofC  
 April 22 Adam Martin, WCU  
 April 29 Johnathan Stokes, CIT  
 May 6 Greg Harrison, FUR  
 May 13 Noah Holmes, APP  
 May 21 Tyler Griffin, CIT

## 2013 Pitchers

Feb. 18 Jamie Nunn, APP  
 Feb. 25 Adam Curtis, WCU  
 March 4 C.K. Irby, SAM  
 March 11 Nate Smith, FUR  
 March 18 Kyle Webb, Elon  
 March 25 C.K. Irby, SAM  
 April 1 Sam Agnew-Wieland, APP  
 April 8 Sam Agnew-Wieland, APP  
 April 15 Brandon Yarusi, WOF  
 April 22 Jeremy Null, WCU  
 April 29 Austin Pritcher, CIT  
 May 6 Matt Pegler, CofC  
 May 13 Austin Pritcher, CIT  
 May 21 Nick Neitzel, DAV

## 2014 Players

Feb. 17 Heath Quinn, SAM  
 Feb. 24 Stryker Brown, GSU  
 March 3 Aaron Mizell, GSU  
 March 10 Forrest Brandt, DAV  
 March 17 Adam Martin, WCU  
 March 24 Jordan McDonald, UNCG  
 March 31 Tyler Filliben, SAM  
 April 7 Dillon Dobson, APP  
 April 14 Matt Brill, APP  
 April 21 Bradley Strong, WCU  
 April 28 Hunter King, UNCG  
 May 5 Jacob Hoyle, WCU  
 May 12 Jordan Simpson, FUR  
 May 19 Tyler Zupcic, APP

## 2014 Pitchers

Feb. 17 Jeremy Null, WCU  
 Feb. 24 Jake Stalzer, Elon  
 March 3 Jake Stalzer, Elon  
 March 10 Lucas Bakker, Elon  
 March 17 Lucas Bakker, Elon  
 March 24 Ryan Frederick, GSU  
 March 31 Jeremy Null, WCU  
 April 7 Josh Wirsu, GSU  
 April 14 Tyler Frazier, UNCG  
 April 21 Parker Curry, SAM  
 April 28 Danny Mooney, DAV

May 5 Jacques de Gruy, FUR  
 May 12 Sam Howard, GSU  
 May 19 Jeremy Null, WCU

## 2015 Players

Feb. 16 Trey York, ETSU  
 Feb. 23 Damon Waller, SAM  
 March 2 Trey York, ETSU  
 March 9 Zac MacAnaney, UNCG  
 March 16 Kevin Phillips, ETSU  
 March 23 Kyle Lewis, MER  
 March 30 Austin Edens, SAM  
 April 6 Conor Clancey, WOF  
 April 13 Matt Smith, WCU  
 April 20 Austin Edens, SAM  
 April 27 James Plaisted, WOF  
 May 4 Kyle Lewis, MER  
 May 11 Conor Clancey, WOF  
 May 18 Hagen Owenby, ETSU

## 2015 Pitchers

Feb. 16 B.J. Nobles, WCU  
 Feb. 23 Ryan Askew, MER  
 March 2 Adam Scott, WOF  
 March 9 Eric Nyquist, MER  
 March 16 Luke Leftwich, WOF  
 March 23 Eric Nyquist, MER  
 March 30 Grant Papelian, MER  
 April 6 James Reeves, CIT  
 April 13 Grant Schuermann, FUR  
 April 20 Ryan Clark, UNCG  
 April 27 Matthew Quarles, FUR  
 May 4 Chad Sykes, UNCG  
 May 11 James Reeves, CIT  
 May 18 Jimmy Nessel, ETSU

## 2016 Players

Feb. 22 Heath Quinn, SAM  
 Feb. 29 Heath Quinn, SAM  
 March 7 Kyle Lewis, MER  
 March 14 Peyton Maddox, VMI  
 March 21 Bryson Bowman, WCU  
 March 28 Kramer Ferrell, WCU  
 April 4 Carter Grote, FUR  
 April 11 Kramer Ferrell, WCU  
 April 18 L.J. Kalawaia, UNCG  
 April 25 Alex Lee, SAM  
 May 2 Hagen Owenby, ETSU  
 May 9 Deon Sanders, FUR  
 May 16 Andrew Bullock, WCU  
 May 22 Hunter Swilling, SAM

## 2016 Pitchers

Feb. 22 JP Sears, CIT  
 Feb. 29 Ryan Askew, MER  
 March 7 Josh Winder, VMI  
 March 14 Matthew Milburn, WOF  
 March 21 Tristan Baker, WCU  
 March 28 JP Sears, CIT  
 April 4 Andrew Wantz, UNCG  
 April 11 Parker Curry, SAM  
 April 18 Matt Frisbee, UNCG  
 April 25 Bryan Sammons, WCU  
 May 2 Elliot Lance, WOF  
 May 9 Will Gaddis, FUR  
 May 16 Adam Scott, WOF  
 May 22 Will Gaddis, FUR

## 2017 Players

Feb. 20 Chris Cook, ETSU  
 Feb. 27 Charlie Madden, MER  
 March 6 Will Malbon, VMI

March 13 Austin Emblar, UNCG  
 March 20 JT Thomas, MER  
 March 27 Charlie Madden, MER  
 April 3 Bryson Bowman, WCU  
 April 10 Taylor Garris, SAM  
 April 17 JT Thomas, MER  
 April 24 Matt Smith, WCU  
 May 1 Carson Waln, WOF  
 May 8 Tyler Tharp, VMI  
 May 15 Ryan Hagan, MER  
 May 21 Hagen Owenby, ETSU

## 2017 Pitchers

Feb. 20 Matt Frisbee, UNCG  
 Feb. 27 JP Sears, CIT  
 March 6 Adam Scott, WOF  
 March 13 Bryan Sammons, WCU  
 March 20 Blake Smith, ETSU  
 March 27 JP Sears, CIT  
 April 3 Josh Winder, VMI  
 April 10 Ryan Askew, MER  
 April 17 Matthew Quarles, FUR  
 April 24 Robert Broom, MER  
 May 1 Stephen Jones, SAM  
 May 8 JP Sears, CIT  
 May 15 Will Gaddis, FUR  
 May 21 Mikhail Cazenave, SAM

## 2018 Players

Feb. 19 Jake Crawford, FUR  
 Feb. 26 Matt Dunlevy, VMI  
 March 5 Matt Pita, VMI  
 March 12 Cesar Trejo, UNCG  
 March 19 Trey Truitt, MER  
 March 26 Caleb Webster, UNCG  
 April 2 Jackson Ware, MER  
 April 9 Jared Mihalik, FUR  
 April 16 Matt Pita, VMI  
 April 23 Caleb Webster, UNCG  
 April 30 Tripp Shelton, UNCG  
 May 7 Brooks Carlson, SAM  
 May 14 Spencer Holcomb, WCU  
 May 20 Matt Pita, VMI

## 2018 Pitchers

Feb. 19 Micah Kaczor, ETSU  
 Feb. 26 Samuel Strickland, SAM  
 March 5 Samuel Strickland, SAM  
 March 12 Jack Maynard, UNCG  
 March 19 Adam Scott, WOF  
 March 26 Jordan Buster, CIT  
 April 2 Dylan Spence, CIT  
 April 9 Samuel Strickland, SAM  
 April 16 Jake Hershman, WOF  
 April 23 Adam Scott, WOF  
 April 30 Adam Scott, WOF  
 May 7 Chase Walter, WCU  
 May 14 Samuel Strickland, SAM  
 May 20 Ryan Simpler, ETSU

## 2019 Players

Feb. 18 Jackson Greer, ETSU  
 Feb. 25 RJ Yeager, MER  
 March 4 Daylan Nanny, WCU  
 March 11 Immanuel Wilder, WCU  
 March 18 Kel Johnson, MER  
 March 25 Jordan Fucci, SAM  
 April 1 Jabari Richards, FUR  
 April 8 Zach Budzik, UNCG  
 April 15 Hudson Byorick, WOF  
 April 22 Brooks Carlson, SAM  
 April 29 Hudson Byorick, WOF



# PLAYERS/PITCHERS OF THE WEEK

May 6 Dax Roper, FUR  
 May 13 Austin Emblar, UNCG  
 May 19 Ben Peden, CIT

## 2019 Pitchers

Feb. 18 Shane Connolly, CIT  
 Feb. 25 Jordan Merritt, CIT  
 March 4 Hayes Heinecke, WOF  
 March 11 Hayes Heinecke, WOF  
 March 18 Zak Kent, VMI  
 March 25 Shane Connolly, CIT  
 April 1 Austin Higginbotham, WOF  
 April 8 Zak Kent, VMI  
 April 15 Tanner Hall, MER  
 April 22 Chase Walter, WCU  
 April 29 David Dunlavey, FUR  
 May 6 Zach Hester, SAM  
 May 13 Micah Kaczor, ETSU  
 May 19 Austin Koehn, UNCG

## 2020 Players

Feb. 17 Brooks Carlson, SAM  
 Feb. 24 Will Knight, VMI  
 March 2 Noah Mitchell, CIT  
 March 9 Caleb Webster, UNCG  
 March 16 Hudson Byorick, WOF  
 March 23 Not awarded/COVID-19  
 March 30 Not awarded/COVID-19  
 April 6 Not awarded/COVID-19  
 April 13 Not awarded/COVID-19  
 April 20 Not awarded/COVID-19  
 April 27 Not awarded/COVID-19  
 May 4 Not awarded/COVID-19  
 May 11 Not awarded/COVID-19  
 May 17 Not awarded/COVID-19

## 2020 Pitchers

Feb. 17 Landon Knack, ETSU  
 Feb. 24 Landon Knack, ETSU  
 March 2 Hayes Heinecke, WOF  
 March 9 Landon Knack, ETSU  
 March 16 Josh Farmer, MER

March 23 Not awarded/COVID-19  
 March 30 Not awarded/COVID-19  
 April 6 Not awarded/COVID-19  
 April 13 Not awarded/COVID-19  
 April 20 Not awarded/COVID-19  
 April 27 Not awarded/COVID-19  
 May 4 Not awarded/COVID-19  
 May 11 Not awarded/COVID-19  
 May 17 Not awarded/COVID-19

## PLAYER AND PITCHER OF THE WEEK TOTALS

|                        | Player | Pitcher | Total |
|------------------------|--------|---------|-------|
| The Citadel            | 38     | 72      | 110   |
| Western Carolina       | 64     | 44      | 108   |
| Georgia Southern*      | 43     | 32      | 75    |
| UNCG                   | 30     | 35      | 65    |
| College of Charleston* | 37     | 22      | 59    |
| Furman                 | 21     | 37      | 58    |
| Appalachian State*     | 19     | 25      | 44    |
| Wofford                | 15     | 28      | 43    |
| ETSU                   | 29     | 13      | 42    |
| Elon*                  | 18     | 23      | 41    |
| Samford                | 21     | 14      | 35    |
| Davidson*              | 17     | 16      | 33    |
| Mercer                 | 12     | 9       | 21    |
| VMI                    | 13     | 8       | 21    |
| Marshall*              | 5      | 6       | 11    |

\* Former member

## Repeat Weekly Award Winners

| Player                                                                                                                                                                                                                                                                                                                                                                                                                                                                                    | Pitcher                                                                                                                                                                                                                                                                                                                                                                                                                                                                                                                                                                                                                 |
|-------------------------------------------------------------------------------------------------------------------------------------------------------------------------------------------------------------------------------------------------------------------------------------------------------------------------------------------------------------------------------------------------------------------------------------------------------------------------------------------|-------------------------------------------------------------------------------------------------------------------------------------------------------------------------------------------------------------------------------------------------------------------------------------------------------------------------------------------------------------------------------------------------------------------------------------------------------------------------------------------------------------------------------------------------------------------------------------------------------------------------|
| <b>5 times</b><br>Phillip Hartig, CIT (1998-2000)                                                                                                                                                                                                                                                                                                                                                                                                                                         | <b>6 times</b><br>Chris Masters, WCU (2007-09)                                                                                                                                                                                                                                                                                                                                                                                                                                                                                                                                                                          |
| <b>4 times</b><br>Scott Henley, GSU (2000-01)<br>Donovan Minero, WCU (2001-02)<br>Lee Curtis, CofC (2002-03)<br>Caleb Moore, ETSU (2003-05)<br>Saxon Butler, SAM (2011-12)                                                                                                                                                                                                                                                                                                                | <b>5 times</b><br>Tom Mastny, FUR (2001-03)<br>Chris Mason, UNCG (2003-05)<br>JP Sears, CIT (2016-17)                                                                                                                                                                                                                                                                                                                                                                                                                                                                                                                   |
| <b>3 times</b><br>Johnny McCraw, APP (1989-91)<br>Grant Brittain, WCU (1990)<br>Rod Walker, ETSU (1991-92)<br>Tommy Peterman, GSU (1996)<br>Alan Beck, WCU (2001-03)<br>Mac Doyle, WOF (2010-11)<br>Daniel Aldrich, CofC (2011-12)<br>Ross Heffley, WCU (2011-12)<br>Heath Quinn, SAM (2014-16)<br>Kyle Lewis, MER (2015-16)<br>Hagen Owenby, ETSU (2015-17)<br>Matt Pita, VMI (2018)<br>Caleb Webster, UNCG (2018, 20)<br>Brooks Carlson, SAM (2018-20)<br>Hudson Byorick, WOF (2019-20) | <b>4 times</b><br>Brian Rogers, CIT (1996-98)<br>Brian Wiley, CIT (1998-99)<br>Taft Cable, UNCG (1999-2001)<br>Ryan Gordon, UNCG (2000-03)<br>Scooter Michael, UNCG (2001-03)<br>Jeremy Null, WCU (2013-14)<br>Samuel Strickland, SAM (2018)<br>Adam Scott, WOF (2017-18)                                                                                                                                                                                                                                                                                                                                               |
|                                                                                                                                                                                                                                                                                                                                                                                                                                                                                           | <b>3 times</b><br>Richard Shirer, CIT (1990)<br>Ken Britt, CIT (1990-92)<br>Gettys Glaze, CIT (1992)<br>Chris Maxwell, WCU (1995-96)<br>Wes Self, DAV (1999-2001)<br>George Lehr, WOF (2000-02)<br>Danny Meszaros, CofC (2005-06)<br>Steven Hensley, Elon (2006-07)<br>Jay Jackson, FUR (2007-08)<br>Matt Crim, CIT (2007-09)<br>Asher Wojciechowski, CIT (2008-10)<br>Jimmy Reyes, Elon (2008-10)<br>Ryan Arrowood, APP (2011-12)<br>Cash Collins, WOF (2011-12)<br>Adam Scott, WOF (2015-17)<br>Ryan Askew, MER (2015-17)<br>Will Gaddis, FUR (2016-17)<br>Landon Knack, ETSU (2020)<br>Hayes Heinecke, WOF (2019-20) |



Appalachian State right-hander Ryan Arrowood was the league's pitcher of the week three times in his final two seasons. Arrowood went 11-0 in 2012 and was the media's pick for SoCon Pitcher of the Year.

# PLAYERS/PITCHERS OF THE MONTH

|                                                                                                                                    |                                                  |                                                                                                               |                                                  |                                                                                                              |
|------------------------------------------------------------------------------------------------------------------------------------|--------------------------------------------------|---------------------------------------------------------------------------------------------------------------|--------------------------------------------------|--------------------------------------------------------------------------------------------------------------|
| <b>Player</b><br>Ryan Gordon, UNCG<br>Byron Barber, CofC<br>David Dufour, WOF                                                      | <b>2004</b><br>February<br>March<br>April        | <b>Pitcher</b><br>Lance Cole, Elon<br>Jarrett Santos, UNCG<br>Ryan Falcon, UNCG                               | <b>2018</b><br>February<br>March<br>April<br>May | <b>Pitcher</b><br>Andrew Wantz, UNCG<br>Robert Broom, MER<br>Adam Scott, WOF<br>Wyatt Burns, SAM             |
| <b>Player</b><br>Evan Erickson, Elon<br>D.J. Wabick, CofC<br>Jay Heafner, DAV<br>Chris Campbell, CofC                              | <b>2005</b><br>February<br>March<br>April        | <b>Pitcher</b><br>Charles Vartanian, WOF<br>Brett Harker, CofC<br>Kevin Regan, Elon                           | <b>2019</b><br>February<br>March<br>April<br>May | <b>Pitcher</b><br>Jordan Merritt, CIT<br>Hayes Heniecke, WOF<br>Zach Hester, SAM<br>Jesse McCord, SAM        |
| <b>Player</b><br>Greg Dowling, GSU<br>Blake Murphy, WCU<br>Robert Rodebaugh, Elon<br>A.J. Daviduik, FUR<br>Jermaine Mitchell, UNCG | <b>2006</b><br>February<br>March<br>April<br>May | <b>Pitcher</b><br>Lance Cole, Elon<br>Danny Meszaros, CofC<br>Steven Hensley, Elon<br>Chad Tilley, Elon       | <b>2020</b><br>February<br>March<br>April<br>May | <b>Pitcher</b><br>Landon Knack, ETSU<br>Not awarded/COVID-19<br>Not awarded/COVID-19<br>Not awarded/COVID-19 |
| <b>Player</b><br>David Rubenstein, APP<br>Kenny Smith, WCU<br>Ben Lasater, CofC<br>Brandon Waring, WOF                             | <b>2007</b><br>February<br>March<br>April<br>May | <b>Pitcher</b><br>Garrett Sherrill, APP<br>Steven Hensley, Elon<br>Nick Chigges, CofC<br>Drew Saberhagen, WCU |                                                  |                                                                                                              |
| <b>Player</b><br>Shane Kirkley, WOF<br>Chris Shehan, GSU<br>Ty Wright, GSU<br>Jeremie Tice, CofC                                   | <b>2008</b><br>February<br>March<br>April<br>May | <b>Pitcher</b><br>Steven Hensley, Elon<br>Steven Hensley, Elon<br>Jay Jackson, FUR<br>Jesse Lewter, Elon      |                                                  |                                                                                                              |
| <b>Player</b><br>Joash Brodin, CofC<br>Joey Bergman, CofC<br>Isaac Harrow, APP<br>A.J. Wirmsberger, GSU                            | <b>2009</b><br>February<br>March<br>April<br>May | <b>Pitcher</b><br>Garrett Ozar, WCU<br>Drew Mahaffey, CIT<br>Zach Quate, APP<br>Chris Mederos, GSU            |                                                  |                                                                                                              |
| <b>Player</b><br>Andrew Barna, DAV<br>David Schulze, SAM<br>Wes Hobson, APP<br>Kyle Behrendt, WOF<br>Justin Mackert, CIT           | <b>2010</b><br>February<br>March<br>April<br>May | <b>Pitcher</b><br>Matt Andress, APP<br>Jake Brown, GSU<br>Chris Patterson, APP<br>Jimmy Reyes, Elon           |                                                  |                                                                                                              |
| <b>Player</b><br>Matt Leeds, CofC<br>Eric Phillips, GSU<br>Victor Roache, GSU<br>Victor Roache, GSU                                | <b>2011</b><br>February<br>March<br>April<br>May | <b>Pitcher</b><br>Austin Pritcher, CIT<br>Lex Rutledge, SAM<br>Ryan Arrowood, APP<br>Jake Zokan, CofC         |                                                  |                                                                                                              |
| <b>Player</b><br>Saxon Butler, SAM<br>Daniel Kassouf, APP<br>Marty Gantt, CofC<br>Brandon Miller, SAM                              | <b>2012</b><br>February<br>March<br>April<br>May | <b>Pitcher</b><br>Rob Marcello, APP<br>Seth Grant, APP<br>Ryan Arrowood, APP<br>Josh Martin, SAM              |                                                  |                                                                                                              |
| <b>Player</b><br>Tyler Griffin, CIT<br>Gunnar Heidt, CofC<br>Will Callaway, APP<br>Joe Jackson, CIT                                | <b>2013</b><br>February<br>March<br>April<br>May | <b>Pitcher</b><br>Austin Pritcher, CIT<br>Spencer Medick, Elon<br>Austin Pritcher, CIT<br>Tyler Moore, APP    |                                                  |                                                                                                              |
| <b>Player</b><br>Stryker Brown, GSU<br>Adam Martin, WCU<br>Hunter King, UNCG<br>Drew McWhorter, SAM                                | <b>2014</b><br>February<br>March<br>April<br>May | <b>Pitcher</b><br>Jeremy Null, WCU<br>Lucas Bakker, Elon<br>Jordan Smith, WCU<br>Sam Howard, GSU              |                                                  |                                                                                                              |
| <b>Player</b><br>Trey York, ETSU<br>Kyle Lewis, MER<br>Alex Lee, SAM<br>Charlie Madden, MER                                        | <b>2015</b><br>February<br>March<br>April<br>May | <b>Pitcher</b><br>Will Stillman, WOF<br>Ryan Clark, UNCG<br>Morgan Pittman, MER<br>Eric Nyquist, MER          |                                                  |                                                                                                              |
| <b>Player</b><br>Heath Quinn, SAM<br>Kyle Lewis, MER<br>Austin Edens, SAM<br>Hagen Owenby, ETSU                                    | <b>2016</b><br>February<br>March<br>April<br>May | <b>Pitcher</b><br>Will Stillman, WOF<br>Chad Sykes, UNCG<br>Elliot Lance, WOF<br>Will Gaddis, FUR             |                                                  |                                                                                                              |
| <b>Player</b><br>Danny Edgeworth, MER<br>Caleb Webster, UNCG<br>Bryson Bowman, WCU<br>Cameron Whitehead, FUR                       | <b>2017</b><br>February<br>March<br>April<br>May | <b>Pitcher</b><br>Matt Frisbee, UNCG<br>JP Sears, CIT<br>Robert Broom, MER<br>Will Gaddis, FUR                |                                                  |                                                                                                              |



UNCG's Ryan Gordon was the first SoCon player of the month in February 2004.

## PLAYER AND PITCHER OF THE MONTH TOTALS

|                        | Player | Pitcher | Total |
|------------------------|--------|---------|-------|
| Appalachian State*     | 5      | 9       | 14    |
| College of Charleston* | 10     | 4       | 14    |
| Elon*                  | 2      | 12      | 14    |
| Samford                | 9      | 4       | 13    |
| Georgia Southern*      | 8      | 3       | 11    |
| Wofford                | 5      | 5       | 10    |
| UNCG                   | 4      | 5       | 9     |
| Mercer                 | 6      | 3       | 9     |
| The Citadel            | 3      | 6       | 9     |
| Western Carolina       | 4      | 4       | 8     |
| Furman                 | 2      | 3       | 5     |
| ETSU                   | 2      | 1       | 3     |
| Davidson*              | 2      | 0       | 2     |

\* Former member

## Repeat Monthly Award Winners

### Player

**3 times**  
Brooks Carlson, SAM (2018-20)

**2 times**  
Victor Roach, GSU (2011)  
Kyle Lewis, MER (2015-16)

### Pitcher

**4 times**  
Steven Hensley, Elon (2006-08)

**3 times**  
Austin Pritcher, CIT (2011-13)

**2 times**  
Lance Cole, Elon (2004-06)  
Ryan Arrowood, APP (2011-12)  
Will Stillman, WOF (2015-16)  
Will Gaddis, FUR (2016-17)  
Robert Broom, MER (2017-18)



Elon's Steven Hensley was honored a record four times as pitcher of the month.

# ALL-CONFERENCE TEAMS

## COACHES' SELECTIONS UNLESS OTHERWISE NOTED

### 1960

P Dick Almes, CIT  
 P Charlie Revere, UR  
 C Chuck Boone, UR  
 1B Dick Jones, CIT  
 2B Paul Popovich, WVU  
 SS Alan Cole, UR  
 3B Howard Mikytuck, CIT  
 OF Tom Clary, CIT  
 OF Joe Gedro, VMI  
 OF Dickie Snead, VT

### 1961

P Lee Melear, VT  
 P Tom Shafer, WVU  
 C Tony Carmighani, FUR  
 1B Dick Jones, CIT  
 2B Eddie Hite, VT  
 SS Weldon Eddins, VMI  
 3B Phil Chewning, FUR  
 OF Jerry Buchanan, CIT  
 OF Larry Abbott, FUR  
 OF Tom Booker, UR

### 1962

P Frank Griffith, UR  
 P Tom Shafer, WVU  
 C Gil Minor, VMI  
 1B Mel Rideout, UR  
 2B Joe Hatalla, WVU  
 SS Tom Stepp, WVU  
 3B Bill Whaley, CIT  
 OF Bill Pashe, GWU  
 OF Bobby Stewart, UR  
 OF Jim Procopio, WVU

### 1963

P Lee Melear, VT  
 P Joe Jeran, WVU  
 C Jim Procopio, WVU  
 1B Steve Berzansky, WVU  
 2B Joe Hatalla, WVU  
 SS Donnie White, VMI  
 3B Al McNamee, UR  
 OF Bobby Stewart, UR  
 OF Dave Blake, VT  
 OF Tom Green, VT

### 1964

P Percy Sensabaugh, VMI  
 P John Radosevich, WVU  
 C Don Douglas, UR  
 1B Steve Berzansky, WVU  
 2B Charles Jennings, FUR  
 SS Donnie White, VMI  
 3B Ingram Haley, FUR  
 OF Rick Smyre, DAV  
 OF Mike Holloran, GWU  
 OF Bill Marovic, WVU

### 1965

P Percy Sensabaugh, VMI  
 P John Radosevich, WVU  
 C Ron Renner, WVU  
 1B Phil King, FUR  
 2B Richie Sharff, UR  
 SS Jim Hyder, DAV  
 3B Pete Britton, UR  
 OF Tom Porter, CIT  
 OF Mike Holloran, GWU  
 OF Don Hetzel, WVU

### 1966

P Jim Raynor, ECU  
 P Vaughn Kovach, WVU  
 C Richard Narron, ECU  
 1B Jim Clay, WVU  
 2B Richie Sharff, UR  
 SS Frank Jenness, UR  
 3B Tim Hill, GWU  
 OF Wayne Britton, ECU  
 OF Ed Thorne, ECU  
 OF Mike Holloran, GWU

### 1967

P Dennis Burke, ECU  
 P Dick Balderson, UR  
 P Jerry Meadows, WVU  
 C Richard Narron, ECU  
 1B Tom Green, UR  
 2B Lynn Smith, ECU  
 SS Joe Lalli, GWU  
 3B Bob Beaham, WVU  
 OF Jim Snyder, ECU  
 OF Tom Parke, WVU  
 OF Chuck Albertson, W&M

### 1968

P Hank Bunnell, GWU  
 P Denny Taylor, WVU  
 C Eric Spink, GWU  
 1B Jerry Blackwell, CIT  
 2B Choppy Morris, CIT  
 SS Mike Ross, CIT  
 3B Steve Kennedy, UR  
 OF Gordon Slade, DAV  
 OF Jimmy Snyder, ECU  
 OF John Medlin, W&M

### 1969

P Tom Harrison, FUR  
 P Hank Bunnell, GWU  
 C Buster Holland, CIT  
 1B John Campbell, FUR  
 2B J.C. Hanks, VMI  
 3B Tim White, VMI  
 SS Mike Ross, CIT  
 3B Marvin Haley, FUR  
 OF Gordon Slade, DAV  
 OF Carey Anderson, ECU  
 OF Rich Richardson, W&M

### 1970

P Ron Hastings, ECU  
 P Hank Bunnell, GWU  
 C Stan Sneed, ECU  
 1B Tom Bondurant, UR  
 2B Dennis Vick, ECU  
 SS Bob Dennis, GWU  
 3B Jerry Wise, CIT  
 OF John Bledsoe, CIT  
 OF Gordon Slade, DAV  
 OF Bubba Hooker, W&M

### 1971

P Doug Pounder, CIT  
 P John Katona, FUR  
 C Harold Wilkerson, DAV  
 Stan Sneed, ECU  
 1B Tom Bondurant, UR  
 2B Dick Corrada, ECU  
 SS Reggie Dunnivant, UR  
 3B Jerry Wise, CIT  
 OF Mike Aldridge, ECU  
 OF Neil Eichelberger, FUR  
 OF Bruce Wright, UR

### 1972

P Ray Yeoman, CIT  
 P John Katona, FUR  
 C Paul Plunkett, CIT  
 1B Ron Sanders, CIT  
 2B Marshall Owen, UR  
 SS Reggie Dunnivant, UR  
 3B Ralph Lamm, ECU  
 OF George Weicker, DAV  
 OF Les Keenan, UR  
 OF Jeff Steckroth, W&M

### 1973

P Tommy Toms, ECU  
 P Roger Hatcher, UR  
 C Bill Harris, W&M  
 1B Steve Anspaugh, APP  
 2B Marshall Owen, UR  
 SS Mike Ramsey, APP  
 3B Frank Dziadul, APP  
 OF Robbie Williams, APP

OF Steve Arrington, CIT  
 OF Mike Hogan, ECU

### 1974

P Dave LaRussa, ECU  
 P Todd Brenizer, FUR  
 C Mark Rodgman, DAV  
 1B Ron Staggs, ECU  
 2B Ken Feaster, CIT  
 SS Mike Ramsey, APP  
 3B Steve Becker, W&M  
 OF Steve Anspaugh, APP  
 OF Mike Hogan, ECU  
 OF Charlie Talley, UR

### 1975

P Hank Welch, CIT  
 P Jeff Boteler, UR  
 P Joel Tew, DAV  
 C Mark Hodgman, DAV  
 1B George Weicker, DAV  
 2B Bob Mitchell, UR  
 SS Mike Ramsey, APP  
 3B Steve Becker, W&M  
 OF Gene Dotson, CIT  
 OF Paul Martin, CIT  
 OF Randy Howell, FUR  
 DH Billy Wieters, CIT

### 1976

P Chris Mensing, FUR  
 P Renie Martin, UR  
 C John Nichols, FUR  
 1B Richard Wieters, CIT  
 2B Steve Bryant, ECU  
 SS Kevin Harvey, UR  
 3B Randy Ingram, APP  
 OF Paul Martin, CIT  
 OF Joe Roenker, ECU  
 OF Randy Howell, FUR  
 DH Russell Lee, FUR

### 1977

P Richard Wieters, CIT  
 P Mickey Britt, ECU  
 P Pete Conaty, ECU  
 C Bob Lapple, DAV  
 John Rulli, MAR  
 Kelly Lombard, VMI  
 1B Sonny Wooten, ECU  
 2B Chris Plemmons, APP  
 SS Wayne Tolleson, WCU  
 3B Randy Ingram, APP  
 OF Eddie Gates, ECU  
 OF Randy Howell, FUR  
 OF Everette Smith, FUR  
 OF Dave McElhane, W&M  
 DH Keith Ebersole, WCU

### 1978

P Mike Pendleton, CIT  
 P Martin Rivera, CIT  
 C Bob Lapple, DAV  
 1B Ronnie Brower, APP  
 2B Chris Plemmons, APP  
 SS Wayne Tolleson, WCU  
 3B Randy Ingram, APP  
 OF Joey Moffitt, APP  
 OF Randy Rosiek, MAR  
 OF John Baker, UTC  
 DH Keith Ebersole, WCU

### 1979

P Frank Galloway, CIT  
 P Mike Pendleton, CIT  
 C Bob Lapple, DAV  
 1B Harry Severino, MAR  
 2B Bob Roma, FUR  
 SS Randy Ingle, APP  
 3B Gary Robinette, ETSU  
 OF John Porter, DAV  
 OF Jeff Coppinger, UTC  
 OF Willie Carpenter, WCU  
 DH John Baker, UTC

### 1980

P Mike Pendleton, CIT  
 P Jeff Andrews, ETSU  
 C Mel Williamson, CIT  
 Tom Alesio, FUR  
 Phil Hubbard, VMI  
 1B Don Ingle, WCU  
 2B Ken Sholl, UTC  
 SS Dave Cardwell, ETSU  
 3B Gary Robinette, ETSU  
 OF John Porter, DAV  
 OF Joey Moffitt, APP  
 OF Bryan Snyder, ETSU  
 OF Willie Carpenter, WCU  
 DH Greg Hill, MAR

### 1981

P Jeff Barkley, CIT  
 P Mike Sullivan, MAR  
 C Philip Gordon, DAV  
 Greg Hill, MAR  
 1B John Barlowe, APP  
 2B Tom Sams, APP  
 SS Mike Knox, CIT  
 3B Chris Hust, ETSU  
 OF Tony Martin, ETSU  
 OF Bryan Snyder, ETSU  
 OF Mel Kinsey, WCU  
 DH Robbie Peele, APP

### 1982

P Kirk Bailey, APP  
 P Jeff Barkley, CIT  
 C Phil Hubbard, VMI  
 2B B.J. Hinson, ETSU  
 SS Mike Knox, CIT  
 3B Todd Sager, MAR  
 OF Wayne Dannenberg, ETSU  
 OF Marcus Velazquez, ETSU  
 OF Terry Smith, FUR  
 DH Pete Camelo, APP

### 1983

P Mike Cherry, CIT  
 P Bryan Augsburger, VMI  
 C Greg Johnson, WCU  
 1B Charlie Fonville, WCU  
 2B Mike Nipper, ETSU  
 SS Greg Hill, MAR  
 3B Todd Sager, MAR  
 OF Robbie Peele, APP  
 OF Tony Martin, ETSU  
 OF David Hill, WCU  
 DH Alan Hurt, CIT

### 1984

P Pete Hardee, APP  
 P Scott Gay, WCU  
 C Rock Hurst, FUR  
 1B Charlie Fonville, WCU  
 2B Jamie Harris, APP  
 SS Tim Jones, CIT  
 3B Todd Sager, MAR  
 OF Tony Welborn, APP  
 OF Lee Glaze, CIT  
 OF Fred Hailey, WCU  
 DH Kent Alexander, APP

### 1985

#### North Division

P Rich Bosley, APP  
 P J.D. McKinney, MAR  
 C Brad Long, APP  
 1B Greg Weddle, VMI  
 2B Marc Hodges, APP  
 SS Chris Finwood, VMI  
 3B Lawrence Sluder, APP  
 OF Tony Welborn, APP  
 OF Chip Cook, MAR  
 OF Terry Thompson, MAR  
 DH Lee James, APP

# ALL-CONFERENCE TEAMS

## South Division

P Mike Monte, CIT  
 P Scott Gay, WCU  
 C Rock Hurst, FUR  
 1B David Hyatt, WCU  
 2B Keith Helfant, DAV  
 SS Tim Jones, CIT  
 3B David Turgeon, DAV  
 OF Bill Masse, DAV  
 OF Mike Carson, WCU  
 OF Fred Hailey, WCU  
 DH Skip Nelloms, WCU

## 1986

### North Division

P Kevin Simmons, APP  
 P Len Stratton, APP  
 C Brad Long, APP  
 1B Greg Weddle, VMI  
 2B Gary Sibyan, VMI  
 SS Scott Church, ETSU  
 3B Jeff Barr, ETSU  
 OF Andre Crawford, APP  
 OF Ed Dubiel, APP  
 OF Billy Patton, ETSU  
 DH Mike Rambo, ETSU

## South Division

P Mike Monte, CIT  
 P Steve Condon, DAV  
 C Dan Simonds, DAV  
 1B Rick Hardwick, CIT  
 2B Keith Helfant, DAV  
 SS Alan Lewis, DAV  
 3B David Turgeon, DAV  
 OF Lee Glaze, CIT  
 OF Mike Carson, WCU  
 OF Fred Hailey, WCU  
 DH Pat Riley, WCU

## 1987

### North Division

P Len Stratton, APP  
 P Mike Prince, ETSU  
 C Brad Long, APP  
 1B Tommy Green, APP  
 2B Gary Sibyan, VMI  
 SS Chris Finwood, VMI  
 3B Lawrence Sluder, APP  
 OF Ed Dubiel, APP  
 OF Will Edwards, ETSU  
 OF Rob Morrison, MAR  
 DH Ben Walker, VMI

## South Division

P Steve Condon, DAV  
 P Stewart Keyes, WCU  
 C Dan Simonds, DAV  
 1B Bob Thomas, FUR  
 2B Billy Swails, CIT  
 SS Alan Lewis, DAV  
 3B David Turgeon, DAV  
 OF Bill Masse, DAV  
 OF Fred Hailey, WCU  
 OF Skip Nelloms, WCU  
 DH Clint Fairey, WCU

## 1988

### North Division

P Stacey Schneider, APP  
 P Rick Tuttle, APP  
 C Andy Beasley, VMI  
 1B Tommy Green, APP  
 2B Gary Sibyan, VMI  
 SS Chris Finwood, VMI  
 3B Jeff Morgan, ETSU  
 OF Keith Nail, APP  
 OF Will Edwards, ETSU  
 OF Steve Meredith, ETSU  
 DH Darron Healey, APP

## South Division

P Greg Wilcox, DAV  
 P Paul Menhart, WCU  
 C Kevin Vickery, CIT  
 1B Clint Fairey, WCU

2B Billy Swails, CIT  
 SS Danny Greene, FUR  
 3B Tom Malchesky, WCU  
 OF Roy Vilar, DAV  
 OF Keith LeClair, WCU  
 OF Skip Nelloms, WCU  
 DH Billy Baker, CIT

## 1989

P Pete Palmer, APP  
 Matt Gore, CIT  
 C Brent Williams, FUR  
 1B Clint Fairey, WCU  
 2B Billy Swails, CIT  
 SS Steve Hollins, APP  
 3B Gary Chandler, APP  
 OF Garrett Hinshaw, APP  
 OF Scott Waugh, APP  
 OF Jason Nixon, MAR  
 John Parrott, VMI  
 DH Gettys Glaze, CIT  
 Mark Poarch, WCU

## 1990

P Ken Britt, CIT  
 P Mike Montgomery, ETSU  
 C Andy Beasley, VMI  
 1B Marshall Simpson, VMI  
 2B Grant Brittain, WCU  
 SS Dave Piepenbrink, MAR  
 3B Matt Raleigh, WCU  
 OF Scott Waugh, APP  
 OF Anthony Jenkins, CIT  
 OF Jimbo Thornton, ETSU  
 DH Billy Baker, CIT

## 1991

P Will Ertel, FUR  
 Phillip Grundy, WCU  
 C Brent Williams, FUR  
 Todd Raleigh, WCU  
 1B Rodney Tesh, WCU  
 2B Dan McDonnell, CIT  
 SS Phillip Tobin, CIT  
 3B Matt Raleigh, WCU  
 OF Scott Waugh, APP  
 OF Craig McLaughlin, FUR  
 OF Kevin Bellomo, WCU  
 DH Gettys Glaze, CIT

## 1992

P Gettys Glaze, CIT  
 P Dallas Rinehart, ETSU  
 C Randy DeBruhl, APP  
 1B Rod Walker, ETSU  
 2B Doug Eder, GSU  
 SS Matt Raleigh, WCU  
 3B Kevin Hallman, GSU  
 OF Vic Correll, CIT  
 OF Todd Greene, GSU  
 OF Joey Cox, WCU  
 DH Willando Ficklin, GSU

## 1993

P Paul Thornton, GSU  
 P Jason Beverlin, WCU  
 C Brett Boretti, DAV  
 1B Chris Lemonis, CIT  
 2B Rodney Hennon, WCU  
 SS Rick Bender, DAV  
 3B Kevin Hallman, GSU  
 OF Todd Greene, GSU  
 OF Dallas Monday, ETSU  
 OF Scott Lyman, WCU  
 DH Phillip Grundy, WCU

## 1994

P William Rushing, GSU  
 P Jason Beverlin, WCU  
 C Brett Boretti, DAV  
 1B Clay Hall, DAV  
 2B Matt Wilson, GSU  
 SS Wade Evans, ETSU  
 3B Kevin Hallman, GSU  
 OF Will Shellman, APP  
 OF Jazz Freitas, DAV

OF Mike Tidick, WCU  
 DH David Young, APP

## 1995

P Britt Reames, CIT  
 P William Rushing, GSU  
 C Steve Wilson, GSU  
 1B Alex Tolbert, WCU  
 2B Adam Cross, ETSU  
 SS David Groseclose, VMI  
 3B Eric Whitson, WCU  
 OF Garrick Haltiwanger, CIT  
 OF Ryan Glynn, VMI  
 OF Jody Henson, WCU  
 DH Shane Owenby, APP

## 1996

P Julio Ayala, GSU  
 P Tod Lee, GSU  
 C Scott Garrett, APP  
 1B Tommy Peterman, GSU  
 2B Chris Rodriguez, APP  
 SS Bradley James, ETSU  
 3B Bo Betchman, CIT  
 OF Garrick Haltiwanger, CIT  
 OF Mark Hamlin, GSU  
 OF Antoine Moran, GSU  
 DH Scott Musgrave, APP

## 1997

P Brian Rogers, CIT  
 P Tod Lee, GSU  
 C Michael Holder, GSU  
 1B Alex Tolbert, WCU  
 2B Bo Betchman, CIT  
 SS Terrance Smalls, CIT  
 3B A.J. Polichnowski, ETSU  
 OF Kenny Osborne, APP  
 OF Jerry Simmons, CIT  
 OF Martin Barrow, WCU  
 DH Britt Phelps, ETSU

## 1998

*First Team*  
 P Mark DiFelice, WCU  
 P Lee Long, WOF  
 RP Tom Martin, CIT  
 C Stephen Crater, APP  
 1B Philip Hartig, CIT  
 2B Dominic Pattie, UNCG  
 SS Chris Moore, WCU  
 3B Mike Berrier, APP  
 OF Linwood Davis, UNCG  
 OF Kenny Vawter, UNCG  
 OF Martin Barrow, WCU  
 DH Mike DeSimone, DAV

### Second Team

P Brian Rogers, CIT  
 P Corey McDonald, UNCG  
 RP Jason Parson, UNCG  
 C Frankie Ward, WCU  
 1B Jim Morrill, FUR  
 2B Jody Pollock, GSU  
 SS Terrence Smalls, CIT  
 3B Aaron Haigler, CIT  
 OF Jerry Simmons, CIT  
 OF Rusty Swackhamer, ETSU  
 OF Jeremy Purcell, UNCG  
 DH Brandon Eierman, ETSU

## 1999

*First Team*  
 P Lucas Hocker, CofC  
 P Brian Wiley, CIT  
 RP Jay Morgan, CIT  
 C Ronny Marmol, CofC  
 1B Philip Hartig, CIT  
 2B Billy Colome, CofC  
 SS Chris Moore, WCU  
 3B Eric Walker, VMI  
 OF Brandon Eierman, ETSU  
 OF Eric Johnson, WCU  
 OF Charles Thomas, WCU  
 DH Scott Thompkins, VMI

### Second Team

P Rodney Hancock, CIT  
 P Matt Baber, ETSU  
 RP Brett Davey, CofC  
 C Ed Sparks, ETSU  
 1B Steve Harris, WCU  
 2B Jody Pollock, GSU  
 SS Travis Blevins, ETSU  
 3B Joey Foxhall, CofC  
 OF Travis Howell, CofC  
 OF Chris Morris, CIT  
 OF Rusty Swackhamer, ETSU  
 DH Tommy John, FUR

## 2000

### First Team

P David Ray, GSU  
 P Ryan Gordon, UNCG  
 RP Ian Ostlund, VMI  
 C Ed Sparks, ETSU  
 1B Philip Hartig, CIT  
 2B Matt Easterday, GSU  
 SS Wes Timmons, APP  
 3B Carlos Love, GSU  
 Eric Walker, VMI  
 OF Chris Morris, CIT  
 OF Tim Friend, DAV  
 OF Jeremy Purcell, UNCG  
 DH Dallas McPherson, CIT

### Second Team

P Ron Colvard, CIT  
 P Matt Baber, ETSU  
 RP Taft Cable, UNCG  
 C Mike Goldman, VMI  
 1B Chris Behne, APP  
 2B Tavy Smalls, CIT  
 Shane Schumaker, UNCG  
 SS Ben Brown, DAV  
 3B Cassidy Lundin, DAV  
 OF John Durik, GSU  
 OF Jeff Smith, UNCG  
 OF Charles Thomas, WCU  
 DH Steve Johnson, VMI

## 2001

### First Team

P Eric Talbert, CIT  
 P Brett Lewis, GSU  
 RP Randy Corn, CIT  
 C Matt Lauderdale, CofC  
 James Marino, DAV  
 1B Philip Hartig, CIT  
 2B Shane Schumaker, UNCG  
 SS Wes Timmons, APP  
 3B Dallas McPherson, CIT  
 OF Nathan Copeland, ETSU  
 OF Alan Beck, WCU  
 OF Donovan Minero, WCU  
 DH Scott Henley, GSU

### Second Team

P Toby David, FUR  
 P Taft Cable, UNCG  
 RP Andy Hutchings, CofC  
 C Justin Maderer, FUR  
 1B Andy Baxter, ETSU  
 2B Adam Etherington, FUR  
 SS Jemel Spearman, GSU  
 3B Derek Norman, FUR  
 OF Tim Friend, DAV  
 OF Matt Herring, GSU  
 OF Darryl Stephens, GSU  
 OF Chris Walker, GSU  
 DH Billy Ryan, DAV

## 2002

### Coaches

### First Team

P Ryan Johnson, CofC  
 P Scooter Michael, UNCG  
 RP Randy Corn, CIT  
 C Matt Lauderdale, CofC  
 1B Todd Buchanan, WCU  
 2B Jason Sarvis, UNCG  
 SS Ryan Schade, WCU

# ALL-CONFERENCE TEAMS

3B Lee Curtis, CofC  
 OF Brett Spivey, CofC  
 OF Matt Herring, GSU  
 OF Donovan Minero, WCU  
 DH Ryan Gordon, UNCG

## Second Team

P Matt Hamer, CIT  
 P Reid Casey, ETSU  
 RP George Lehr, WOF  
 C Brendan Gilligan, GSU  
 1B Dominic Frankey, FUR  
 2B Chad Hall, GSU  
 SS Jemel Spearman, GSU  
 3B Matt Lein, WOF  
 OF Tim Friend, DAV  
 OF Chris Walker, GSU  
 OF Alan Beck, WCU  
 DH Chris Davis, WCU

## 2002 Media

### First Team

P Ryan Johnson, CofC  
 P Scooter Michael, UNCG  
 RP Randy Corn, CIT  
 C Matt Lauderdale, CofC  
 1B Todd Buchanan, WCU  
 2B Jason Sarvis, UNCG  
 SS Ryan Schade, WCU  
 3B Lee Curtis, CofC  
 OF Brett Spivey, CofC  
 OF Matt Herring, GSU  
 OF Donovan Minero, WCU  
 DH Ryan Gordon, UNCG

### Second Team

P T.A. Fulmer, CIT  
 P Jeff Stovall, FUR  
 RP George Lehr, WOF  
 C Brendan Gilligan, GSU  
 1B Chip Cannon, CIT  
 2B Chad Hall, GSU  
 SS Tony Carbone, WOF  
 3B Matt Lein, WOF  
 OF Tim Friend, DAV  
 OF Alan Beck, WCU  
 OF Strat Stavrou, WOF  
 DH Chris Davis, WCU

## 2003 Coaches

### First Team

P Tom Mastny, FUR  
 P Jarrett Santos, UNCG  
 RP David Mitchell, FUR  
 C Matt Lauderdale, CofC  
 1B Chip Cannon, CIT  
 2B Lee Curtis, CofC  
 SS Andy Howdeshell, ETSU  
 3B Chris Ard, CIT  
 OF Brendan Gilligan, GSU  
 OF Alan Beck, WCU  
 OF Rod Goldston, WCU  
 DH Ryan Gordon, UNCG

### Second Team

P Dennis Dove, GSU  
 P Derrick Hawk, WCU  
 RP Matt Hamer, CIT  
 C Derek Norman, FUR  
 1B Todd Buchanan, WCU  
 2B Jason Sarvis, UNCG  
 SS Wayne Kilmer, WCU  
 3B Carlos Love, GSU  
 OF Brett Spivey, CofC  
 OF Brook Dantzler, CIT  
 OF Sam Navarro, DAV  
 DH Grant Burruss, GSU

## 2003 Media

### First Team

P Tom Mastny, FUR  
 P Derrick Hawk, WCU  
 RP David Mitchell, FUR

C Matt Lauderdale, CofC  
 1B Chip Cannon, CIT  
 2B Lee Curtis, CofC  
 SS Andy Howdeshell, ETSU  
 3B Chris Ard, CIT  
 OF Brett Spivey, CofC  
 OF Alan Beck, WCU  
 OF Rod Goldston, WCU  
 DH Ryan Gordon, UNCG

## Second Team

P Jarrett Santos, UNCG  
 P Ryan Basner, WCU  
 RP Matt Hamer, CIT  
 C Derek Norman, FUR  
 1B Todd Buchanan, WCU  
 2B Jason Sarvis, UNCG  
 SS Wayne Kilmer, WCU  
 3B Carlos Love, GSU  
 OF Brook Dantzler, CIT  
 OF Brendan Gilligan, GSU  
 OF Brian Casey, WOF  
 DH Grant Burruss, GSU

## 2004 Coaches

### First Team

P Ryan Johnson, CofC  
 P Jonathan Ellis, CIT  
 RP Brett Harker, CofC  
 C Caleb Moore, ETSU  
 1B Chip Cannon, CIT  
 2B Gary Morris, Elon  
 SS Andy Howdeshell, ETSU  
 3B Jess Easterling, CofC  
 OF Byron Barber, CofC  
 OF Brett Gardner, CofC  
 OF Brandon Long, GSU  
 DH Grant Burruss, GSU

### Second Team

P Brian Akin, DAV  
 P John Carroll, GSU  
 RP Jarrett Santos, UNCG  
 C Drew Davis, Elon  
 1B Brett Anderson, CofC  
 1B Greg Dowling, GSU  
 2B Chris Campbell, CofC  
 SS Tony Carbone, WOF  
 3B Danny Valencia, UNCG  
 OF Phillip Coker, CofC  
 OF Grant Rembert, Elon  
 OF Ryan Gordon, UNCG  
 DH David Dufour, WOF

## 2004 Media

### First Team

P Ryan Johnson, CofC  
 P Jonathan Ellis, CIT  
 RP Brett Harker, CofC  
 C Caleb Moore, ETSU  
 1B Chip Cannon, CIT  
 2B Gary Morris, Elon  
 SS Andy Howdeshell, ETSU  
 3B Jess Easterling, CofC  
 OF Byron Barber, CofC  
 OF Brett Gardner, CofC  
 OF Brandon Long, GSU  
 DH Grant Burruss, GSU

### Second Team

P Reid Price, CofC  
 P Brian Akin, DAV  
 RP Jay Heafner, DAV  
 C Matt Kirkpatrick, CofC  
 Alex Entrekin, DAV  
 1B Brett Anderson, CofC  
 2B Chris Campbell, CofC  
 SS Eli Benefield, DAV  
 3B Danny Valencia, UNCG  
 OF Josh Stackley, CIT  
 OF Grant Rembert, Elon  
 OF James Payne, GSU  
 DH Chris Price, Elon

## 2005 Coaches

### First Team

P Chris Mason, UNCG  
 P Everett Teaford, GSU  
 RP Brett Harker, CofC  
 C Caleb Moore, ETSU  
 1B D.J. Wabick, CofC  
 2B Chris Campbell, CofC  
 SS Chuck Hargis, ETSU  
 3B Jay Heafner, DAV  
 OF Brett Gardner, CofC  
 OF Jason Hurst, GSU  
 OF James Payne, GSU  
 Philip Coker, CofC  
 DH Blake Church, ETSU  
 Brett Anderson, CofC

### Second Team

P Danny Gemma, CofC  
 P Jeremy Hall, ETSU  
 RP Caleb Moore, ETSU  
 C Alex Entrekin, DAV  
 1B Evan Erickson, Elon  
 2B Nick Crowe, ETSU  
 SS A.J. Davidiuk, FUR  
 3B Logan Phillips, GSU  
 OF Steven Strausbaugh, WCU  
 OF Chris Price, Elon  
 OF Shane Byrne, ETSU  
 DH Taylor Shoop, DAV

## 2005 Media

### First Team

P Danny Gemma, CofC  
 P Chris Mason, UNCG  
 RP Brett Harker, CofC  
 C Caleb Moore, ETSU  
 1B D.J. Wabick, CofC  
 2B Chris Campbell, CofC  
 SS Chuck Hargis, ETSU  
 3B Jay Heafner, DAV  
 OF Brett Gardner, CofC  
 OF Jason Hurst, GSU  
 OF Shane Byrne, ETSU  
 DH Brett Anderson, CofC

### Second Team

P Reid Price, CofC  
 P Everett Teaford, GSU  
 RP Caleb Moore, ETSU  
 C Alex Entrekin, DAV  
 1B Evan Erickson, Elon  
 2B Nick Crowe, ETSU  
 SS Brad Peisel, APP  
 3B Logan Phillips, GSU  
 OF Chris Price, Elon  
 OF Phillip Coker, CofC  
 OF James Payne, GSU  
 DH Blake Church, ETSU

## 2006 Coaches

### First Team

P Nick Chigges, CofC  
 P Everett Teaford, GSU  
 RP Josh McLaughlin, CofC  
 C Tony Maccani, FUR  
 1B Greg Dowling, GSU  
 2B Ronnie Shore, DAV  
 SS A.J. Davidiuk, FUR  
 3B Jonathan Greene, WCU  
 OF Chris Swauger, CIT  
 OF Chris Price, Elon  
 OF Jermaine Mitchell, UNCG  
 Steven Strausbaugh, WCU  
 DH Robert Rodebaugh, Elon

### Second Team

P Danny Meszaros, CofC  
 P Matt Chastain, Elon  
 RP Patrick Currin, UNCG  
 C Blake Murphy, WCU  
 1B Case Cassidy, FUR  
 2B Chris Campbell, CofC

SS Jay Heafner, DAV  
 3B Jess Easterling, CofC  
 OF Philip Coker, CofC  
 OF Gregory Zage, DAV  
 OF Grant Rembert, Elon  
 DH Sonny Meade, CIT

## 2006 Media

### First Team

P Nick Chigges, CofC  
 P Everett Teaford, GSU  
 RP Josh McLaughlin, CofC  
 C Tony Maccani, FUR  
 1B Greg Dowling, GSU  
 2B Ronnie Shore, DAV  
 SS A.J. Davidiuk, FUR  
 3B Jess Easterling, CofC  
 OF Chris Price, Elon  
 OF Jermaine Mitchell, UNCG  
 OF Steven Strausbaugh, WCU  
 DH Robert Rodebaugh, Elon

### Second Team

P Danny Meszaros, CofC  
 P Matt Chastain, Elon  
 RP Chad Tilley, Elon  
 C Blake Murphy, WCU  
 1B Case Cassidy, FUR  
 2B Chris Campbell, CofC  
 SS Jay Heafner, DAV  
 3B Jonathan Greene, WCU  
 OF Chris Swauger, CIT  
 OF Philip Coker, CofC  
 OF Grant Rembert, Elon  
 DH Rob Wilson, DAV

## 2007 Coaches

### First Team

P Nick Chigges, CofC  
 P Drew Saberhagen, WCU  
 RP Greg Holland, WCU  
 C Blake Murphy, WCU  
 1B Zach Brown, CIT  
 2B Kenny Smith, WCU  
 SS Oliver Marmol, CofC  
 3B Brandon Waring, WOF  
 OF David Rubinstein, APP  
 OF Michael Harrington, CofC  
 OF Barrett Shaft, DAV  
 DH Rob Wilson, DAV

### Second Team

SP Steven Hensley, Elon  
 SP Ryan Falcon, UNCG  
 RP A.J. Battisto, GSU  
 C Alex Garabedian, CofC  
 1B Graham Maiden, CofC  
 2B Chris Campbell, CofC  
 3B Ben Lasater, CofC  
 SS Jason Altenhof, APP  
 OF Sonny Meade, CIT  
 OF Chris Swauger, CIT  
 OF Steven Strausbaugh, WCU  
 DH Richard Jones, CIT

## 2007 Media

### First Team

SP Nick Chigges, CofC  
 SP Drew Saberhagen, WCU  
 RP Greg Holland, WCU  
 C Blake Murphy, WCU  
 1B Zach Brown, CIT  
 2B Kenny Smith, WCU  
 SS Oliver Marmol, CofC  
 3B Brandon Waring, WOF  
 OF David Rubinstein, APP  
 OF Michael Harrington, CofC  
 OF Jonathan Greene, WCU  
 DH Richard Jones, CIT

### Second Team

SP Steven Hensley, Elon  
 SP Ryan Falcon, UNCG

# ALL-CONFERENCE TEAMS

RP Matt Webb, DAV  
 C Alex Garabedian, CofC  
 1B John Ingram, WCU  
 2B Chris Campbell, CofC  
 SS Mike Gilmartin, WOF  
 3B Ben Lasater, CofC  
 OF Patrick Irvine, Elon  
 OF Mike Economos, GSU  
 OF Steven Strausbaugh, WCU  
 DH Rob Wilson, DAV

## 2008 Coaches

### First Team

P Steven Hensley, Elon  
 P Jay Jackson, FUR  
 RP Thomas Girdwood, Elon  
 C Blake Murphy, WCU  
 1B Michael Harrington, CofC  
 2B Brandon Sizemore, CofC  
 SS Jason Altenhof, APP  
 3B Jeremie Tice, CofC  
 OF Chris Swauger, CIT  
 OF Cory Harrilchak, Elon  
 OF Chris Shehan, GSU  
 DH Ty Wright, GSU

### Second Team

P Matt Andress, APP  
 P Greg Martin, UNCG  
 RP Nick Karow, FUR  
 C Griffin Benedict, GSU  
 1B Ricky Orton, UNCG  
 2B Nick Liles, WCU  
 SS Michael Gilmartin, WOF  
 3B AJ Wirnsberger, GSU  
 OF David Rubinstein, APP  
 OF Sonny Meade, CIT  
 OF David Richardson, GSU  
 OF Gabe Marchant, CofC  
 DH Reese Wade, FUR

## 2008 Media

### First Team

SP Steven Hensley, Elon  
 SP Jay Jackson, FUR  
 RP Tom Girdwood, Elon  
 C Blake Murphy, WCU  
 1B Michael Harrington, CofC  
 2B Brandon Sizemore, CofC  
 SS Jason Altenhof, APP  
 3B Jeremie Tice, CofC  
 OF Sonny Meade, CIT  
 OF Cory Harrilchak, Elon  
 OF Chris Shehan, GSU  
 DH Ty Wright, GSU

### Second Team

SP Drew Murray, GSU  
 SP Mike Tavernier, WCU  
 RP Nick Karow, FUR  
 C Dallas Tarleton, Elon  
 1B Ricky Orton, UNCG  
 2B Nick Liles, WCU  
 SS Mike Hentz, CofC  
 3B Bennett Davis, Elon  
 OF David Rubinstein, APP  
 OF Gabe Marchant, CofC  
 OF Chris Swauger, CIT  
 DH Reese Wade, FUR

## 2009 Coaches

### First Team

P Wes Wrenn, CIT  
 P Chris Mederos, GSU  
 RP Zach Quate, APP  
 Thomas Girdwood, Elon  
 C Richard Jones, CIT  
 1B Chris McGuinness, CIT  
 2B Brandon Sizemore, CofC  
 SS Brent Greer, WCU  
 3B Joey Bergman, CofC  
 OF Sonny Meade, CIT

OF Cory Harrilchak, Elon  
 OF Pat Irvine, Elon  
 DH Ryan Daniels, CofC

### Second Team

P Jesse Simpson, CofC  
 P Jimmy Reyes, Elon  
 RP Drew Mahaffey, CIT  
 C Griffin Benedict, GSU  
 1B Joash Brodin, CofC  
 2B Wes Hobson, APP  
 SS Michael Gilmartin, WOF  
 3B Chase Austin, Elon  
 OF Rand Smith, APP  
 OF Matt Mansilla, CofC  
 OF Clay McCord, CofC  
 DH Danny Weiss, DAV

### All-Freshman

David Peterson, CofC  
 David Greene, CIT  
 Nick Orvin, CIT  
 Drew Gadaire, DAV  
 Jordan Darnell, Elon  
 Zeth Stone, Elon  
 Matt Murray, GSU  
 Eric Phillips, GSU  
 Colin Snow, GSU  
 Ross Heffley, WCU  
 Konstantine Diamaduros, WOF  
 James Foster, WOF

## 2009 Media

### First Team

P Wes Wrenn, CIT  
 P Chris Mederos, GSU  
 RP Zach Quate, APP  
 C Griffin Benedict, GSU  
 1B Chris McGuinness, CIT  
 2B Brandon Sizemore, CofC  
 SS Brent Greer, WCU  
 3B Joey Bergman, CofC  
 OF Matt Mansilla, CofC  
 OF Sonny Meade, CIT  
 OF Pat Irvine, Elon  
 DH Ryan Daniels, CofC

### Second Team

P Jesse Simpson, CofC  
 P Jimmy Reyes, Elon  
 RP Thomas Girdwood, Elon  
 C Richard Jones, CIT  
 1B Joash Brodin, CofC  
 2B Wes Hobson, APP  
 SS Michael Gilmartin, WOF  
 3B Isaac Harrow, APP  
 OF Rand Smith, APP  
 OF Clay McCord, CofC  
 OF Cory Harrilchak, Elon  
 DH Danny Weiss, DAV

## 2010 Coaches

### First Team

SP Asher Wojciechowski, CIT  
 SP Jimmy Reyes, Elon  
 RP Chris Patterson, APP  
 C Mike Melillo, Elon  
 1B Kyle Blackburn, GSU  
 2B Wes Hobson, APP  
 SS Neal Pritchard, Elon  
 3B Matt Leeds, CofC  
 OF Cole Rakar, CofC  
 OF Jose Rodriguez, CofC  
 OF David Schulze, SAM  
 DH Mac Doyle, WOF

### Second Team

SP Kevin Decker, CofC  
 SP Matt Benedict, WCU  
 RP Lex Rutledge, SAM  
 C Rob Kral, CofC  
 1B Greg Blake, CofC  
 2B Bryan Altman, CIT

SS Eric Phillips, GSU  
 3B Kyle Behrendt, WOF  
 OF Nick Orvin, CIT  
 OF Shawn Payne, GSU  
 OF Matt Hinson, Elon  
 Wayne Miller, SAM  
 DH Jerod Faggart, APP

### All-Freshman

Hector Crespo, APP  
 Ryan Stetson, APP  
 Christian Powell, CofC  
 Michael Clevinger, CIT  
 Andrew Barna, DAV  
 Alex Swim, Elon  
 Kyle Webb, Elon  
 Will Muzika, FUR  
 Michael Burrus, GSU  
 Arthur Owens, GSU  
 Harry Slade, UNCG  
 Lex Rutledge, SAM

## 2010 Media

### First Team

SP Asher Wojciechowski, CIT  
 SP Jimmy Reyes, Elon  
 RP Chris Patterson, APP  
 C Rob Kral, CofC  
 1B Kyle Blackburn, GSU  
 2B Wes Hobson, APP  
 SS Neal Pritchard, Elon  
 3B Matt Leeds, CofC  
 OF Cole Rakar, CofC  
 OF Jose Rodriguez, CofC  
 OF David Schulze, SAM  
 DH Mac Doyle, WOF

### Second Team

SP Kevin Decker, CofC  
 SP Matt Benedict, WCU  
 RP Lex Rutledge, SAM  
 C Mike Melillo, Elon  
 1B Greg Blake, CofC  
 2B Bryan Altman, CIT  
 SS Eric Phillips, GSU  
 3B Kyle Behrendt, WOF  
 OF Matt Hinson, Elon  
 OF Shawn Payne, GSU  
 OF Trevor Collias, WCU  
 DH Jerod Faggart, APP

## 2011 Coaches

### First Team

SP Josh Renfro, CofC  
 SP Andy Moyer, GSU  
 SP Warren Slack, UNCG  
 RP Matt Murray, GSU  
 C Trevor Edwards, UNCG  
 1B Saxon Butler, SAM  
 2B Ross Heffley, WCU  
 SS Eric Phillips, GSU  
 3B Matt Leeds, CofC  
 OF Daniel Aldrich, CofC  
 OF Nick Orvin, CIT  
 OF Victor Roache, GSU  
 DH Stephen Notaro, WCU

### Second Team

SP Christian Powell, CofC  
 SP Kyle Putkonen, SAM  
 RP Andrew Jones, SAM  
 C Rob Kral, CofC  
 1B Aaron Thompkins, FUR  
 2B Sebastian Gomez, Elon  
 SS Neal Pritchard, Elon  
 3B Austin Schultz, WCU  
 OF Shawn Payne, GSU  
 OF Phillip Ervin, SAM  
 OF Brandon Miller, SAM  
 DH Mac Doyle, WOF

### All-Freshman

Preston Troutman, APP

Daniel Aldrich, CofC  
 Drew DeKerlegand, CIT  
 Joe Jackson, CIT  
 Forrest Brandt, DAV  
 Sebastian Gomez, Elon  
 David Whitehead, Elon  
 Brandon Browne, UNCG  
 Phillip Ervin, SAM  
 C.K. Irby, SAM  
 Aaron Attaway, WCU  
 Adam Martin, WCU

## 2011 Media

### First Team

SP Josh Renfro, CofC  
 SP Andy Moyer, GSU  
 RP John Brebbia, Elon  
 C Rob Kral, CofC  
 1B Saxon Butler, SAM  
 2B Ross Heffley, WCU  
 SS Eric Phillips, GSU  
 3B Matt Leeds, CofC  
 OF Daniel Aldrich, CofC  
 OF Victor Roach, GSU  
 OF Phillip Ervin, SAM  
 DH Stephen Notaro, WCU

### Second Team

SP Ryan Arrowood, APP  
 SP Christian Powell, CofC  
 RP Matt Murray, GSU  
 C Trevor Edwards, UNCG  
 1B Aaron Thompkins, FUR  
 2B Sebastian Gomez, Elon  
 SS Neal Pritchard, Elon  
 3B Austin Schultz, WCU  
 OF Jack Myers, APP  
 OF Nick Orvin, CIT  
 OF Shawn Payne, GSU  
 DH Mac Doyle, WOF

## 2012 Coaches

### First Team

SP Christian Powell, CofC  
 SP Josh Martin, SAM  
 RP Preston Hatcher, WCU  
 C Alex Swim, Elon  
 1B Saxon Butler, SAM  
 2B Ross Heffley, WCU  
 SS Will Callaway, APP  
 3B Eric Phillips, GSU  
 OF Marty Gantt, CofC  
 OF Phillip Ervin, SAM  
 OF Brandon Miller, SAM  
 DH Daniel Kassouf, APP

### Second Team

SP Ryan Arrowood, APP  
 SP Brandon Yarusi, WOF  
 RP C.K. Irby, SAM  
 C Brad Moss, SAM  
 1B Ryan Kinsella, Elon  
 2B Hector Crespo, APP  
 SS Bradley Goodson, CofC  
 3B Thomas Troelstrup, UNCG  
 OF Tyler Tewell, APP  
 OF Tyler Zupcic, APP  
 OF Brandon Murray, CofC  
 DH Jacob Hoyle, WCU

### All-Freshman

Brandon Burris, APP  
 Jamie Nunn, APP  
 Kevin Connell, CIT  
 Mason Davis, CIT  
 Henry Sisson, DAV  
 Chris Ohmstede, FUR  
 Elliott Warford, FUR  
 Tyler Avera, GSU  
 Chase Griffin, GSU  
 Jacob Hoyle, WCU  
 Jeremy Null, WCU  
 Bradley Strong, WCU

# ALL-CONFERENCE TEAMS

## 2012 Media

### First Team

SP Ryan Arrowood, APP  
 SP Christian Powell, CofC  
 RP Preston Hatcher, WCU  
 C Alex Swim, Elon  
 1B Saxon Butler, SAM  
 2B Ross Heffley, WCU  
 SS Will Callaway, APP  
 3B Eric Phillips, GSU  
 OF Tyler Tewell, APP  
 OF Marty Gantt, CofC  
 OF Brandon Miller, SAM  
 DH Daniel Kassouf, APP

### Second Team

SP Matt Pegler, CofC  
 SP Josh Martin, SAM  
 RP Kyle Owings, CofC  
 C Brad Moss, SAM  
 1B Ryan Kinsella, Elon  
 2B Hector Crespo, APP  
 SS Bradley Goodson, CofC  
 3B Rob Harding, CofC  
 OF Tyler Zupcic, APP  
 OF Phillip Ervin, SAM  
 OF Mac Doyle, WOF  
 DH C.K. Irby, SAM

## 2013 Coaches

### First Team

SP Jamie Nunn, APP  
 SP Austin Pritcher, CIT  
 RP Preston Hatcher, WCU  
 C Joe Jackson, CIT  
 1B Ryan Kinsella, Elon  
 2B Hector Crespo, APP  
 SS Aaron Attaway, WCU  
 3B Tyler White, WCU  
 OF Christian Wolfe, UNCG  
 OF Phillip Ervin, SAM  
 OF Julian Ridings, WCU  
 DH C.K. Irby, SAM

### Second Team

SP Kyle Webb, Elon  
 SP Jeremy Null, WCU  
 RP Skylar Hunter, CIT  
 C Adam Martin, WCU  
 1B Alex Abrams, FUR  
 2B Blake Butler, CofC  
 2B Mason Davis, CIT  
 SS Will Callaway, APP  
 3B Trevor Edwards, UNCG  
 OF Brandon Murray, CofC  
 OF Hughston Armstrong, CIT  
 OF Christiaan Durdaller, SAM  
 DH Bo Thompson, CIT

### All-Freshman

Jaylin Davis, APP  
 Dillon Dobson, APP  
 Blake Butler, CofC  
 Nathan Helvey, CofC  
 Carl Wise, CofC  
 Skylar Hunter, CIT  
 Sam Foy, DAV  
 Jordan Simpson, FUR  
 Ryan Clark, UNCG  
 Benigno Marrero, UNCG  
 Richard Greene, SAM  
 Jonathan Waszak, WCU  
 Will Stillman, WOF

## 2013 Media

### First Team

SP Jamie Nunn, APP  
 SP Austin Pritcher, CIT  
 RP Preston Hatcher, WCU  
 C Joe Jackson, CIT  
 1B Ryan Kinsella, Elon  
 2B Hector Crespo, APP

SS Aaron Attaway, WCU  
 3B Tyler White, WCU  
 OF Christian Wolfe, UNCG  
 OF Christiaan Durdaller, SAM  
 OF Phillip Ervin, SAM  
 OF Julian Ridings, WCU  
 DH C.K. Irby, SAM

### Second Team

SP Kyle Webb, Elon  
 SP Jeremy Null, WCU  
 RP Skylar Hunter, CIT  
 C Adam Martin, WCU  
 1B Calvin Orth, CIT  
 2B Blake Butler, CofC  
 SS Will Callaway, APP  
 3B Chris Ohmstede, FUR  
 OF Brandon Murray, CofC  
 OF Hughston Armstrong, CIT  
 OF Sebastian Gomez, Elon  
 DH Bo Thompson, CIT

## 2014 Coaches

### First Team

SP Josh Wirsu, GSU  
 SP Jordan Smith, WCU  
 RP Andres Gracia, SAM  
 C Adam Martin, WCU  
 1B Jacob Hoyle, WCU  
 2B Hunter King, UNCG  
 2B Bradley Strong, WCU  
 SS Dillon Dobson, APP  
 SS Hunter Burton, FUR  
 3B Sean Guite, UNCG  
 OF Forrest Brandt, DAV  
 OF Lee Miller, DAV  
 OF Casey Jones, Elon  
 DH Ryan Lowe, DAV

### Second Team

SP Danny Mooney, DAV  
 SP Jeremy Null, WCU  
 RP Jason Richman, GSU  
 C Drew McWhorter, SAM  
 1B Greg Harrison, FUR  
 2B Michael Pierson, APP  
 SS Jordan McDonald, UNCG  
 3B Chris Ohmstede, FUR  
 OF Drew DeKerlegand, CIT  
 OF Nathan Becker, DAV  
 OF Eric Kalbfleisch, UNCG  
 OF Heath Quinn, SAM  
 DH Bo Thompson, CIT

### All-Freshman

Matt Brill, APP  
 Dallas DeVrieze, APP  
 Tyler Stroup, APP  
 Garrett Chapman, GSU  
 Ryan Cleveland, GSU  
 Matt Harris, Elon  
 Nick Zammarelli, Elon  
 Carter Grote, FUR  
 Adam Swim, UNCG  
 Jared Brasher, SAM  
 T.J. Dixon, SAM  
 Heath Quinn, SAM  
 Bryan Sammons, WCU

## 2014 Media

### First Team

SP Josh Wirsu, GSU  
 SP Jordan Smith, WCU  
 RP Andres Gracia, SAM  
 C Adam Martin, WCU  
 1B Jacob Hoyle, WCU  
 2B Michael Pierson, APP  
 SS Tyler Filliben, SAM  
 3B David Daniels, DAV  
 OF Drew DeKerlegand, CIT  
 OF Forrest Brandt, DAV  
 OF Casey Jones, Elon  
 DH Ryan Lowe, DAV

### Second Team

SP Danny Mooney, DAV  
 SP Jeremy Null, WCU  
 RP Tyler Powell, WCU  
 C Drew McWhorter, SAM  
 1B Greg Harrison, FUR  
 2B Hunter King, UNCG  
 SS Jordan McDonald, UNCG  
 3B Chris Ohmstede, FUR  
 OF Lee Miller, DAV  
 OF Stryker Brown, GSU  
 OF Aaron Mizell, GSU  
 OF Heath Quinn, SAM  
 DH Bo Thompson, CIT

## 2015 Coaches

### First Team

SP James Reeves, CIT  
 SP Eric Nyquist, MER  
 RP Andres Gracia, SAM  
 C Matt Winn, VMI  
 1B Conor Clancey, WOF  
 2B Bradley Strong, WCU  
 SS Jordan Tarsovich, VMI  
 3B Hunter Swilling, SAM  
 OF Connor Walsh, CIT  
 OF Kyle Lewis, MER  
 OF Heath Quinn, SAM  
 DH Austin Edens, SAM

### Second Team

SP Ryan Clark, UNCG  
 SP Matthew Milburn, WOF  
 RP Morgan Pittman, MER  
 C Danny Bermudez, WCU  
 1B Alex Lee, SAM  
 2B Trey York, ETSU  
 SS Matt Meeder, MER  
 3B Chris Ohmstede, FUR  
 OF Eric Kalbfleisch, UNCG  
 OF Will Connerley, VMI  
 OF James Plaisted, WOF  
 DH Matt Ramsay, WOF

### All-Freshman

Drew Ellis, CIT  
 JP Sears, CIT  
 Hagen Owenby, ETSU  
 Blake Chisolm, FUR  
 Will Gaddis, FUR  
 Trey Truitt, MER  
 Jackson Ware, MER  
 Andrew Wantz, UNCG  
 Austin Edens, SAM  
 Brandon Barbery, VMI  
 Collin Fleischer, VMI  
 Adam Scott, WOF

## 2015 Media

### First Team

SP James Reeves, CIT  
 SP Matthew Milburn, WOF  
 RP Andres Gracia, SAM  
 C Matt Winn, VMI  
 1B Conor Clancey, WOF  
 2B Bradley Strong, WCU  
 SS Jordan Tarsovich, VMI  
 3B Hunter Swilling, SAM  
 OF Connor Walsh, CIT  
 OF Kyle Lewis, MER  
 OF Eric Kalbfleisch, UNCG  
 DH Austin Edens, SAM

### Second Team

SP Eric Nyquist, MER  
 SP Alex Ledford, SAM  
 RP Will Stillman, WOF  
 C Richard Greene, SAM  
 1B Alex Lee, SAM  
 2B Trey York, ETSU  
 SS Matt Meeder, MER  
 3B Chris Ohmstede, FUR  
 OF Jake Jones, FUR

OF Heath Quinn, SAM  
 OF James Plaisted, WOF  
 DH Matt Smith, WCU

## 2016 Coaches

### First team

SP Will Gaddis, FUR  
 SP Parker Curry, SAM  
 RP Andrew Wantz, UNCG  
 C Hagen Owenby, ETSU  
 1B Matt Smith, WCU  
 2B Trey York, ETSU  
 SS Matt Meeder, MER  
 3B Collin Woody, UNCG  
 OF Kyle Lewis, MER  
 OF L.J. Kalawaia, UNCG  
 OF Heath Quinn, SAM  
 DH Austin Edens, SAM

### Second team

SP Ryan Askew, MER  
 SP Matt Milburn, WOF  
 RP Colton Davis, WCU  
 C Danny Bermudez, WCU  
 1B Alex Lee, SAM  
 2B Ben Spitznagel, UNCG  
 SS Derek Hirsch, WOF  
 3B Blake Rowlett, ETSU  
 OF Trey Truitt, MER  
 OF Bryson Bowman, WCU  
 OF Kramer Ferrell, WCU  
 DH Dillon Stewart, UNCG

### All-Freshman team

Ben Peden, CIT  
 Jake Crawford, FUR  
 Jabari Richards, FUR  
 Conard Broom, MER  
 Kevin Coulter, MER  
 Matt Frisbee, UNCG  
 Andrew Moritz, UNCG  
 Cesar Trejo, UNCG  
 Stephen Jones, SAM  
 Matt Pita, VMI  
 Josh Winder, VMI  
 Andrew Bullock, WCU

## 2016 Media

### First team

SP Will Gaddis, FUR  
 SP Parker Curry, SAM  
 RP Andrew Wantz, UNCG  
 C Hagen Owenby, ETSU  
 1B Matt Smith, WCU  
 2B Trey York, ETSU  
 SS Matt Meeder, MER  
 3B Collin Woody, UNCG  
 OF Kyle Lewis, MER  
 OF L.J. Kalawaia, UNCG  
 OF Heath Quinn, SAM  
 DH Austin Edens, SAM

### Second team

SP Ryan Askew, MER  
 SP Matt Milburn, WOF  
 RP Will Stillman, WOF  
 C Danny Bermudez, WCU  
 1B Collin Fleischer, VMI  
 2B Ben Spitznagel, UNCG  
 SS Robby McCabe, ETSU  
 3B Blake Rowlett, ETSU  
 OF Jabari Richards, FUR  
 OF Trey Truitt, MER  
 OF Bryson Bowman, WCU  
 DH Dillon Stewart, UNCG

## 2017 Coaches

### First team

SP JP Sears, CIT  
 SP Will Gaddis, FUR  
 RP Robert Broom, MER  
 C Hagen Owenby, ETSU

# ALL-CONFERENCE TEAMS

1B Brett Hash, WOF  
 2B Danny Edgeworth, MER  
 2B Nobu Suzuki, WCU  
 SS Ryan Hagan, MER  
 3B Caleb Webster, UNCG  
 OF Andrew Moritz, UNCG  
 OF Tyler Sharp, VMI  
 OF Bryson Bowman, WCU  
 DH JT Thomas, MER

## Second team

SP Josh Winder, VMI  
 SP Bryan Sammons, WCU  
 RP Wyatt Burns, SAM  
 C Carson Waln, WOF  
 1B Brandon Elmy, FUR  
 2B Troy Dixon, SAM  
 SS Brett Pope, WCU  
 3B Jonathan Sabo, CIT  
 OF Carter Grote, FUR  
 OF Ben Spitznagel, UNCG  
 OF McClain Bradley, WOF  
 DH Cesar Trejo, UNCG

## All-Freshman team

Will Abbott, CIT  
 Bryce Leasure, CIT  
 Cullen Smith, ETSU  
 Dillon Love, FUR  
 Alex Crotty, MER  
 Caleb Webster, UNCG  
 Branden Fryman, SAM  
 Taylor Garris, SAM  
 Anthony Mulrine, SAM  
 Ayrton Schafer, SAM  
 Andrew Robinson, WCU  
 Matt Ellmyer, WOF  
 Brett Rodriguez, WOF

## 2017 Media

## First team

SP JP Sears, CIT  
 SP Will Gaddis, FUR  
 RP Robert Broom, MER  
 C Hagen Owenby, ETSU  
 1B Brett Hash, WOF  
 2B Nobu Suzuki, WCU  
 SS Ryan Hagan, MER  
 3B Caleb Webster, UNCG  
 OF Andrew Moritz, UNCG  
 OF Tyler Sharp, VMI  
 OF Bryson Bowman, WCU  
 DH JT Thomas, MER

## Second team

SP Josh Winder, VMI  
 SP Bryan Sammons, WCU  
 RP Wyatt Burns, SAM  
 C Carson Waln, WOF  
 1B Brandon Elmy, FUR  
 2B Danny Edgeworth, MER  
 SS Brett Pope, WCU  
 3B Taylor Garris, SAM  
 OF Carter Grote, FUR  
 OF Ben Spitznagel, UNCG  
 OF McClain Bradley, WOF  
 DH Cody Miller, WOF

## 2018 Coaches

## First team

SP Matt Frisbee, UNCG  
 SP Samuel Strickland, SAM  
 RP Robert Broom, MER  
 C Peyton Maddox, VMI  
 1B Christian Bailey, ETSU  
 2B Austin Emblar, UNCG  
 SS Chris Cook, ETSU  
 3B Caleb Webster, UNCG  
 OF Ben Anderson, FUR  
 OF Andrew Moritz, UNCG  
 OF Matt Pita, VMI  
 DH Caleb Longley, ETSU

## Second team

SP Josh Winder, VMI  
 SP Adam Scott, WOF  
 RP Andrew Wantz, UNCG  
 C Spencer Holcomb, WCU  
 1B Jake Huggins, VMI  
 2B Cullen Smith, ETSU  
 SS RJ Yeager, MER  
 3B Nathan Eaton, VMI  
 OF Trey Truitt, MER  
 OF Cesar Trejo, UNCG  
 OF McClain Bradley, WOF  
 DH Brooks Carlson, SAM

## All-Freshman team

David Beam, ETSU  
 Ben Jackson, ETSU  
 Ben Anderson, FUR  
 Le Bassett, MER  
 RJ Yeager, MER  
 Brooks Carlson, SAM  
 Samuel Strickland, SAM  
 Justice Bigbie, WCU  
 Will Prater, WCU  
 Chase Walter, WCU  
 Colin Davis, WOF  
 Lawson Hill, WOF

## 2018 Media

## First team

SP Matt Frisbee, UNCG  
 SP Samuel Strickland, SAM  
 RP Robert Broom, MER  
 C Peyton Maddox, VMI  
 1B Christian Bailey, ETSU  
 2B Austin Emblar, UNCG  
 SS Chris Cook, ETSU  
 3B Caleb Webster, UNCG  
 OF Trey Truitt, MER  
 OF Andrew Moritz, UNCG  
 OF Matt Pita, VMI  
 DH Caleb Longley, ETSU

## Second team

SP Josh Winder, VMI  
 SP Adam Scott, WOF  
 RP Andrew Wantz, UNCG  
 C Spencer Holcomb, WCU  
 1B Jake Huggins, VMI  
 2B Cullen Smith, ETSU  
 2B Brandon Michie, MER  
 SS RJ Yeager, MER  
 3B Jackson Ware, MER  
 OF Ben Anderson, FUR  
 OF Cesar Trejo, UNCG  
 OF Will Malbon, VMI  
 DH Brooks Carlson, SAM

## 2019 Coaches

## First team

SP Micah Kaczor, ETSU  
 SP Zach Hester, SAM  
 RP Chad Sykes, UNCG  
 C Jackson Greer, ETSU  
 1B Sonny DiChiara, SAM  
 2B Brett Rodriguez, WOF  
 SS Brandon Fryman, SAM  
 3B Justice Bigbie, WCU  
 OF Matthew Koehler, WCU  
 OF Kel Johnson, MER  
 OF Jordan Fucci, SAM  
 DH Brooks Carlson, SAM

## Second team

SP Hayes Heinecke, WOF  
 SP Kevin Coulter, MER  
 RP Stephen Jones, SAM  
 C Dax Roper, FUR  
 1B Ben Peden, CIT  
 2B Cullen Smith, ETSU  
 SS RJ Yeager, MER  
 3B John Dempsey, WOF  
 3B Caleb Webster, UNCG

OF Jabari Richards, FUR  
 OF Hudson Byroick, WOF  
 OF Coin Davis, WOF  
 DH Hogan Windish, UNCG

## All-Freshman team

Tyler Corbitt, CIT  
 Colby Emmertz, ETSU  
 Nathaniel Tate, ETSU  
 Rob Hughes, FUR  
 Angelo DiSpigna, MER  
 Zack Budzik, UNCG  
 Austin Koehn, UNCG  
 Hogan Windish, UNCG  
 Sonny DiChiara, SAM  
 Colin Bertsch, WCU  
 Matty Brown, WOF  
 John Dempsey, WOF  
 Hayes Heinecke, WOF

## 2019 Media

## First team

SP Zach Hester, SAM  
 SP Micah Kaczor, ETSU  
 RP Chad Sykes, UNCG  
 C Jackson Greer, ETSU  
 1B Sonny DiChiara, SAM  
 2B Brett Rodriguez, WOF  
 SS Zack Budzik, UNCG  
 3B Justice Bigbie, WCU  
 OF Matthew Koehler, WCU  
 OF Jordan Fucci, SAM  
 OF Jabari Richards, FUR  
 DH Brooks Carlson, SAM

## Second team

SP Hayes Heinecke, WOF  
 SP Zak Kent, VMI  
 RP Stephen Jones, SAM  
 C Dax Roper, FUR  
 1B Angelo DiSpigna, MER  
 2B Cullen Smith, ETSU  
 SS Branden Fryman, SAM  
 3B John Demspey, WOF  
 OF Kel Johnson, MER  
 OF Greg Hardison, UNCG  
 OF Mike Brown, WOF  
 DH Hogan Windish, UNCG

## 2020 Coaches

Not awarded due to COVID-19

## 2020 Media

Not awarded due to COVID-19



# ALL-TOURNAMENT TEAM

## 1990

P Richard Shirer, CIT  
 C Gettys Glaze, CIT  
 1B Brad Niethammer, APP  
 2B Grant Brittain, WCU  
 SS Dave Piepenbrink, MAR  
 3B Doug Jones, APP  
 OF Billy Baker, CIT (MVP)  
 OF Chris Stone, FUR  
 OF Rodney Tesh, WCU  
 DH Mike Hilton, WCU

## 1991

P Jack Kimel, WCU  
 C Brent Williams, FUR (MVP)  
 1B Rodney Tesh, WCU  
 2B John Key, APP  
 SS Nathan Dunn, ETSU  
 3B Matt Raleigh, WCU  
 OF Scott Waugh, APP  
 OF Kevin Bellomo, WCU  
 OF Joey Cox, WCU  
 DH Dallas Rhinehart, ETSU

## 1992

P Jim Carragher, GSU  
 C Mike Darnell, GSU  
 1B Bryan Wiggins, GSU  
 2B Doug Eder, GSU  
 SS Chris Petersen, GSU  
 3B Eric Whitson, WCU  
 OF Mike Miller, GSU  
 OF Joey Cox, WCU (MVP)  
 OF Scott Lyman, WCU  
 DH Gettys Glaze, CIT

## 1993

P Jason Beverlin, WCU  
 C Roy Hurst, WCU  
 1B Chris Lemonis, CIT  
 2B Matt Wilson, GSU  
 SS David Groseclose, VMI  
 3B Louie Napoleon, VMI  
 OF Dale Sistare, CIT  
 OF Rob Doherty, WCU  
 OF Mike Tidick, WCU  
 DH Phillip Grundy, WCU (MVP)

## 1994

P Britt Reames, CIT  
 C Brett Boretti, DAV  
 1B Marc Striker, WCU  
 2B John Connolly, WCU  
 SS Jermaine Shuler, CIT (MVP)  
 3B Bo Betchman, CIT  
 OF Garrick Haltiwanger, CIT  
 OF Louie Napoleon, VMI  
 OF Mike Tidick, WCU  
 DH Donald Morillo, CIT

## 1995

P Donald Morillo, CIT (MVP)  
 P Britt Reames, CIT  
 C James Lyons, ETSU  
 1B Tommy Peterman, GSU  
 2B David Beckley, CIT  
 SS Tyson Whitley, GSU  
 3B Eric Whitson, WCU  
 OF Garrick Haltiwanger, CIT  
 OF Dale Sistare, CIT  
 OF Len Hart, ETSU  
 DH Ryan Glynn, VMI

## 1996

P Clint Sauls, GSU  
 C Steve Wilson, GSU  
 1B Nate Shepperson, VMI  
 2B Donnie Coe, GSU  
 SS Terrance Smalls, CIT  
 3B Bo Betchman, CIT  
 OF Jon Placko, FUR  
 OF Mark Hamlin, GSU (MVP)  
 OF Antoine Moran, GSU  
 DH Britt Phelps, ETSU

## 1997

P David Noyce, FUR  
 C J.P. Burwell, WCU (MVP)  
 1B Ryan Butler, CIT  
 2B Jeff Sziksai, WCU  
 SS Eric Boehmer, FUR  
 3B Dan Martz, FUR  
 OF Rodney Hancock, CIT  
 OF Brandon Holler, FUR  
 OF Jody Wade, FUR  
 DH Tyson Whitley, GSU

## 1998

P Brian Rogers, CIT (MVP)  
 C Jay Morgan, CIT  
 1B Philip Hartig, CIT  
 2B Dominic Pattie, UNCG  
 SS Terrence Smalls, CIT  
 3B Aaron Haigler, CIT  
 OF Kevin Durham, CIT  
 OF Kenny Vawter, UNCG  
 OF Eric Johnson, WCU  
 DH Lance Surridge, UNCG

## 1999

P Rodney Hancock, CIT (MVP)  
 C Ronny Marmol, CofC  
 1B Philip Hartig, CIT  
 2B Tavy Smalls, CIT  
 SS Michael Harris, CIT  
 3B Charlie Wands, WCU  
 OF Josh Edgeworth, CofC  
 OF Rusty Swackhamer, ETSU  
 OF Eric Johnson, WCU  
 DH Morgan Frazier, WCU

## 2000

P Corey Etheridge, FUR  
 C Ed Sparks, ETSU  
 1B Chris Behne, APP  
 2B Matt Easterday, GSU (MVP)  
 SS Danny Rueckel, FUR  
 3B Cole Hubka, FUR  
 OF Josh Edgeworth, CofC  
 OF Clint Hill, FUR  
 OF J.R. Revere, GSU  
 DH Ryan Presnell, FUR

## 2001

P Randy Corn, CIT (MVP)  
 P Ted Toler, UNCG  
 C Brendon Gilligan, GSU  
 1B Andy Baxter, ETSU  
 2B Shane Schumaker, UNCG  
 SS Jemel Spearman, GSU  
 3B Dallas McPherson, CIT  
 OF Jasha Balcom, CofC  
 OF Brook Dantzier, CIT  
 OF Nathan Copeland, ETSU  
 OF Chris Cook, UNCG  
 DH Chris Mittendorf, UNCG

## 2002

P Brett Lewis, GSU (MVP)  
 C Matt Lauderdale, CofC  
 1B Carlos Love, GSU  
 2B Jack Arroyo, CofC  
 SS Jemel Spearman, GSU  
 3B Lee Curtis, CofC  
 OF Brett Anderson, CofC  
 OF Craig Caudill, FUR  
 OF Matt Herring, GSU  
 OF J.R. Revere, GSU  
 OF Kirk Streb, UNCG  
 DH Coogie Freedman, FUR

## 2003

P Ryan Basner, WCU  
 C A.J. Zickgraf, GSU  
 1B Jon Wade, VMI  
 2B Brandon Burnsed, GSU  
 SS Lee Curtis, CofC  
 3B Chris Davis, WCU  
 OF Brandon Long, GSU  
 OF Ryan Gordon, UNCG  
 OF Matt Nelson, WCU  
 DH Brian Sigmon, WCU (MVP)

## 2004

P Jonathan Ellis, CIT (MVP)  
 C Brian Sigmon, WCU  
 1B Chip Cannon, CIT  
 2B Jon Aughey, CIT  
 SS Chris Davis, WCU  
 3B Chris Ard, CIT  
 OF Denver Edick, WCU  
 OF Byron Barber, CofC  
 OF Matt Covington, CIT  
 OF Andy Phillips, CIT  
 DH Mark Egleton, CIT

## 2005

P Nick Hollstegge, FUR (MVP)  
 C Flint Wipke, GSU  
 1B Case Cassidy, FUR  
 2B Chris Campbell, CofC  
 SS Matt Matulia, CIT  
 3B Matthew Betsill, FUR  
 OF Brett Gardner, CofC  
 OF James Payne, GSU  
 OF Brent Stephens, GSU  
 DH Sam McLain, FUR

## 2006

P Nick Chigges, CofC (co-MVP)  
 C Alex Garabedian, CofC  
 1B Trey Daniel, WCU  
 2B Chris Campbell, CofC  
 SS Jess Easterling, CofC (co-MVP)  
 3B Adam Weaver, Elon  
 OF Larry Cobb, CofC  
 OF Chris Swauger, CIT  
 OF Chris Price, Elon  
 DH Sonny Meade, CIT

## 2007

P Ben Austin, Wofford  
 C Richard Jones, CIT  
 1B Zach Brown, CIT  
 2B Eric Strukie, Wofford  
 SS Mike Gilmartin, Wofford  
 3B Brandon Waring, Wofford (MVP)  
 OF Chris Swauger, CIT  
 OF Pat Irvine, Elon  
 OF Sean Snell, UNCG  
 DH Andrew Franco, APP

## 2008

P Mike Lynn, CofC  
 C Dallas Tarleton, Elon  
 1B Jay Jackson, FUR  
 2B Tim Carrier, UNCG  
 SS Chase Austin, Elon  
 3B Bennett Davis, Elon  
 OF Stuart Haywood, CofC  
 OF Cory Harrilchak, Elon (MVP)  
 OF Chris Shehan, GSU  
 DH Greg Feltes, UNCG

## 2009

SP Asher Wojciechowski, CIT  
 SP Chris Mederos, GSU  
 RP Thomas Girdwood, Elon  
 C Richard Jones, CIT  
 1B David Towarnicky, APP  
 2B Marcus Rose, FUR  
 SS Brent Greer, WCU  
 3B Chase Austin, Elon  
 OF Sonny Meade, CIT  
 OF Pat Irvine, Elon  
 OF Ty Wright, GSU  
 DH Kyle Blackburn, GSU (MVP)

## 2010

SP Asher Wojciechowski, CIT  
 SP Jimmy Reyes, Elon  
 RP Brandon Johnson, WCU  
 C Ollie Goulder, WCU  
 1B Justin Mackert, CIT (MVP)  
 2B Wes Hobson, APP  
 SS Jamie Holler, CofC  
 3B Hector Crespo, APP  
 OF Chris Alessandria, APP  
 OF William Ladd, CIT  
 OF Matt Johns, WCU  
 DH Brad Felder, CIT

# ALL-TOURNAMENT TEAM

## 2011

SP Seth Grant, APP  
SP Chris Beck, GSU (MVP)  
RP Andrew Jones, SAM  
C Tom Richardson, GSU  
1B Marty Gantt, CofC  
2B Michael Johnson, SAM  
SS Eric Phillips, GSU  
3B Alex Abrams, FUR  
OF Tyler Zupcic, APP  
OF Cole Rakar, CofC  
OF Phillip Ervin, SAM  
DH Michael Burruss, GSU

## 2012

SP Justin Hess, GSU  
SP Josh Martin, SAM (MVP)  
RP C.K. Irby, SAM  
C Chase Griffin, GSU  
1B Ryan Kinsella, Elon  
2B Tyler Avera, GSU  
2B Zeth Stone, SAM  
SS Austin Allison, SAM  
3B Chris Ohmstede, FUR  
OF Taylor Johnson, FUR  
OF Phillip Ervin, SAM  
OF Brandon Miller, SAM  
DH Garren Palmer, GSU

## 2013

SP Kyle Webb, Elon  
SP Justin Hess, GSU  
RP Dylan Clark, Elon  
C Joe Jackson, CIT (MOP)  
1B Ryan Kinsella, Elon  
2B Hector Crespo, APP  
SS Antonio Alvarez, Elon  
3B Tyler White, WCU  
OF Tyler Griffin, CIT  
OF Sebastian Gomez, Elon  
OF Julian Ridings, WCU  
DH Bo Thompson, CIT

## 2014

SP Jeffrey Springs, APP  
SP Alex Ledford, SAM  
RP Jason Richman, GSU (MOP)  
C Daniel Gerow, DAV  
1B Caleb Bryson, SAM  
2B Ben Morgan, GSU  
SS Dalton Busby, GSU  
3B Michael Pierson, APP  
OF Jake Jones, FUR  
OF Aaron Mizell, GSU  
OF Heath Quinn, SAM  
DH Alex Abrams, FUR

## 2015

SP Eric Nyquist, MER (MOP)  
SP Adam Scott, WOF  
RP Morgan Pittman, MER  
C Charlie Madden, MER  
1B Austin Edens, SAM  
2B Jacobs Watcher, CIT  
SS Danny Rodriguez, SAM  
3B Danny Edgeworth, MER  
OF Trey Truitt, MER  
OF Heath Quinn, SAM  
OF Kody Ruedisili, WOF  
DH Matt Ramsay, WOF

## 2016

SP Will Gaddis, FUR  
SP B.J. Nobles, WCU  
RP Korey Anderson, WCU  
C Jake Kusz, UNCG  
1B Matt Smith, WCU (MOP)  
2B Frankie Navarrete, SAM  
SS Matt Meeder, MER  
3B Jake Crawford, FUR  
OF Trey Truitt, MER  
OF Heath Quinn, SAM  
OF Kramer Ferrell, WCU  
DH Cesar Trejo, UNCG

## 2017

SP Grant Schuermann, FUR  
SP Josh Winder, VMI  
RP Jack Maynard, UNCG  
C Cameron Whitehead, FUR  
1B Michael Goss, UNCG  
2B Troy Dixon, SAM  
SS Tripp Shelton, UNCG (MOP)  
3B Caleb Webster, UNCG  
OF Aaron Maher, ETSU  
OF Sky Overton, FUR  
OF Ben Spitznagel, UNCG  
DH Ayrton Schafer, SAM

## 2018

SP Samuel Strickland, SaAM  
SP Taylor Purus, WCU  
RP Wyatt Burns, SAM  
C Anthony Mulrine, SAM  
1B Justin Sparks, WCU  
2B Jackson Ware, MER  
SS Cameron Blaquiere, WCU  
3B Cade Gilbert, ETSU  
OF Trey Truitt, MER  
OF Andrew Moritz, UNCG  
OF McClain Bradley, WOF  
DH Brooks Carlson, SAM (MOP)

## 2019

SP Jackson Kelley, MER  
SP Jesse McCord, SAM  
RP Reece Maniscalco, WOF  
C Alex Crotty, MER  
1B Sonny DiChiara, SAM  
2B Will Prater, WCU  
SS Branden Fryman, SAM  
3B Trevor Austin, MER (MOP)  
OF Collin Price, MER  
OF Jordan Fucci, SAM  
OF Mike Brown, WOF  
DH John Michael Boswell, FUR

## 2020

No tournament due to COVID-19

## MULTIPLE SELECTIONS

### 3 times

Heath Quinn, SAM (2014-16)  
Trey Truitt, MER (2015-17)

### 2 times

Rodney Tesh, WCU (1990-91)  
Gettys Glaze, CIT (1990, 1992)  
Joey Cox, WCU (1991-92)  
Louie Napoleon, VMI (1993-94)  
Mike Tidick, WCU (1993-94)  
Garrick Haltiwanger, CIT (1994-95)  
Donald Morillo, CIT (1994-95)  
Britt Reames, CIT (1994-95)  
Dale Sistare, CIT (1993, 1995)  
Eric Whitson, WCU (1992, 95)  
Bo Betchman, CIT (1994, 1996)  
Tyson Whitley, GSU (1995, 1997)  
Terrence Smalls, CIT (1996, 1998)  
Phillip Hartig, CIT (1998-99)  
Rodney Hancock, CIT 1997, 1999)  
Eric Johnson, WCU (1998-99)  
Josh Edgeworth, CofC (1999-00)  
J.R. Revere, GSU (2000-02)  
Jemel Spearman, GSU (2001-02)  
Lee Curtis, CofC (2002-03)  
Chris Davis, WCU (2003-04)  
Brian Sigmon, WCU (2003-04)  
Chris Campbell, CofC (2005-06)  
Chris Swauger, CIT (2006-07)  
Sonny Meade, CIT (2006, 2009)  
Richard Jones, CIT (2007, 2009)  
Chase Austin, Elon (2008-09)  
Pat Irvine, Elon (2007, 2009)  
Asher Wojciechowski, CIT (2009-10)  
Phillip Ervin, SAM (2011-12)  
Hector Crespo, APP (2010, 2013)  
Justin Hess, GSU (2012-13)  
Ryan Kinsella, Elon (2012-13)  
Alex Abrams, FUR (2011, 2014)

# YEARLY SOCON AWARDS

## SoCon COACHES AWARDS

### SoCon Player of the Year

1972 Reggie Dunnivant, UR  
 1973 Steve Arrington, CIT  
 1974 Mike Ramsey, APP  
 1975 George Weicker, DAV  
 1976 Richard Wieters, CIT  
 1977 Richard Wieters, CIT  
 1978 Wayne Tolleson, WCU  
 1979 Randy Ingle, APP  
 1980 Gary Robinette, ETSU  
 1981 Mel Kinsey, WCU  
 1982 Bill White, CIT  
 1983 Mike Cherry, CIT  
 1984 Tony Welborn, APP  
 1985 Scott Gay, WCU  
 1986 Len Stratton, APP  
 1987 Clint Fairey, WCU  
 1988 Clint Fairey, WCU  
 1989 Clint Fairey, WCU  
 Scott Waugh, APP  
 1990 Grant Brittain, WCU  
 1991 Kevin Bellomo, WCU  
 1992 Matt Raleigh, WCU  
 1993 Todd Greene, GSU  
 1994 Mike Tidick, WCU  
 1995 Steve Wilson, GSU  
 1996 Tommy Peterman, GSU  
 1997 Alex Tolbert, WCU  
 1998 Martin Barrow, WCU  
 1999 Chris Moore, WCU  
 2000 Matt Easterday, GSU  
 2001 Philip Hartig, CIT  
 2002 Lee Curtis, CofC  
 2003 Alan Beck, WCU  
 2004 Caleb Moore, ETSU  
 2005 Jay Heafner, DAV  
 2006 A.J. Davidiuk, FUR  
 2007 Kenny Smith, WCU  
 2008 Jeremie Tice, CofC  
 2009 Joey Bergman, CofC  
 Chase Austin, Elon  
 2010 Matt Leeds, CofC  
 2011 Victor Roache, GSU  
 2012 Marty Gantt, CofC  
 2013 Ryan Kinsella, Elon  
 2014 Forrest Brandt, DAV  
 Casey Jones, Elon

2015 Kyle Lewis, MER  
 2016 Kyle Lewis, MER  
 2017 Ryan Hagan, MER  
 Bryson Bowman, WCU  
 2018 Andrew Moritz, UNCG  
 2019 Justice Bigbie, WCU  
 2020 Not awarded/COVID-19

### SoCon Pitcher of the Year

1989 Pete Palmer, APP  
 1990 Ken Britt, CIT  
 1991 Will Ertel, FUR  
 1992 Gettys Glaze, CIT  
 1993 Paul Thornton, GSU  
 1994 Jason Beverlin, WCU  
 1995 William Rushing, GSU  
 1996 Julio Ayala, GSU  
 1997 Tod Lee, GSU  
 1998 Mark DiFelice, WCU  
 1999 Brian Wiley, CIT  
 2000 David Ray, GSU  
 2001 Eric Talbert, CIT  
 2002 Randy Corn, CIT  
 2003 Tom Mastny, FUR  
 2004 Ryan Johnson, CofC  
 2005 Brett Harker, CofC  
 2006 Nick Chigges, CofC  
 2007 Nick Chigges, CofC  
 2008 Steven Hensley, Elon  
 2009 Wes Wrenn, CIT  
 2010 Asher Wojciechowski, CIT  
 2011 Matt Murray, GSU  
 2012 Christian Powell, CofC  
 2013 Austin Pritchler, CIT  
 2014 Josh Wirsu, GSU  
 2015 James Reeves, CIT  
 2016 Will Gaddis, FUR  
 2017 JP Sears, CIT  
 2018 Matt Frisbee, UNCG  
 2019 Chad Sykes, UNCG  
 2020 Not awarded/COVID-19

### SoCon Freshman of the Year

1980 John MAR, DAV  
 1981 Jeff Montgomery, MAR  
 1982 Jack Cheek-Fagan, FUR  
 Mike Lamore, VMI

1983 Brian Tebo, WCU  
 1984 Fred Hailey, WCU  
 1985 Bill Masse, DAV  
 1986 Will Edwards, ETSU  
 1987 Jim Piekutowski, FUR  
 1988 Scott Waugh, APP  
 1989 Gettys Glaze, CIT  
 Johnny McCraw, APP  
 Matt Raleigh, WCU  
 1990 Rob Doherty, WCU  
 1991 Phillip Grundy, WCU  
 1992 Shane Spears, FUR  
 1993 Kenny Osborne, APP  
 1994 Tommy Peterman, GSU  
 1995 Tod Lee, GSU  
 1996 David Noyce, FUR  
 1997 Rodney Hancock, CIT  
 1998 Philip Hartig, CIT  
 1999 Brett Lewis, GSU  
 2000 Ryan Gordon, UNCG  
 2001 Derek Norman, FUR  
 2002 Matt Lein, WOF  
 2003 Kelly Sweppenhiser, VMI  
 2004 Chris Campbell, CofC  
 2005 Steven Strausbaugh, WCU  
 2006 Steven Hensley, Elon  
 2007 Richard Jones, CIT  
 2008 Thomas Girdwood, Elon  
 2009 Ross Heffley, WCU  
 2010 Will Muzika, FUR  
 2011 Daniel Aldrich, CofC  
 2012 Chase Griffin, GSU  
 2013 Jaylin Davis, APP  
 2014 Heath Quinn, SAM  
 2015 Austin Edens, SAM  
 2016 Jabari Richards, FUR  
 2017 Caleb Webster, UNCG  
 2018 RJ Yeager, MER  
 2019 Hayes Heniecke, WOF  
 2020 Not awarded/COVID-19

### SoCon Coach of the Year

1972 Chuck Boone, RICH  
 1975 Chal Port, CIT  
 1976 Tom Wall, FUR  
 1977 Monte Little, ECU  
 1978 Jack Cook, MAR

1979 Chal Port, CIT  
 1980 Charley Lodes, ETSU  
 1981 Bill Hayward, WCU  
 1982 Chal Port, CIT  
 Donny White, VMI  
 Chal Port, CIT  
 1983 Chal Port, CIT  
 1984 Jim Morris, APP  
 1985 George Greer, DAV  
 1986 Harold Stout, ETSU  
 1987 Jack Leggett, WCU  
 1988 Paul Maini, VMI  
 1989 Jack Cook, MAR  
 1990 Chal Port, CIT  
 1991 Chal Port, CIT  
 1992 Keith LeClair, WCU  
 1993 Jack Stallings, GSU  
 1994 Keith LeClair, WCU  
 1995 Fred Jordan, CIT  
 1996 Jack Stallings, GSU  
 1997 Keith LeClair, WCU  
 1998 Mike Gaski, UNCG  
 1999 Fred Jordan, CIT  
 2000 Rodney Hennon, GSU  
 2001 Rodney Hennon, GSU  
 2002 Todd Raleigh, WCU  
 2003 Tom Slater, VMI  
 2004 John Pawlowski, CofC  
 2005 John Pawlowski, CofC  
 2006 Mike Kennedy, Elon  
 2007 John Pawlowski, CofC  
 2008 Mike Kennedy, Elon  
 2009 Mike Kennedy, Elon  
 2010 Fred Jordan, CIT  
 2011 Mike Gaski, UNCG\*  
 2012 Chris Pollard, APP  
 2013 Bobby Moranda, WCU  
 2014 Dick Cooke, DAV  
 2015 Craig Gibson, MER  
 2016 Link Jarrett, UNCG  
 2017 Craig Gibson, MER  
 2018 Link Jarrett, UNCG  
 2019 Casey Dunn, SAM  
 2020 Not awarded/COVID-19

\* later vacated

## SoCon MEDIA AWARDS

### SoCon Player of the Year

2002 Donovan Minero, WCU  
 2003 Lee Curtis, CofC  
 2004 Caleb Moore, ETSU  
 2005 Jay Heafner, DAV  
 2006 A.J. Davidiuk, FUR  
 2007 Kenny Smith, WCU  
 2008 Chris Shehan, GSU  
 2009 Joey Bergman, CofC  
 2010 Matt Leeds, CofC  
 2011 Victor Roache, GSU  
 2012 Marty Gantt, CofC  
 2013 Tyler White, WCU  
 2014 Casey Jones, Elon  
 2015 Kyle Lewis, MER  
 2016 Kyle Lewis, MER  
 2017 Bryson Bowman, WCU  
 2018 Andrew Moritz, UNCG  
 2019 Justice Bigbie, WCU  
 2020 Not awarded/COVID-19

### SoCon Pitcher of the Year

2002 Scooter Michael, UNCG  
 2003 Tom Mastny, FUR  
 2004 Ryan Johnson, CofC  
 Jonathan Ellis, CIT  
 2005 Chris Mason, UNCG  
 2006 Nick Chigges, CofC  
 2007 Nick Chigges, CofC  
 2008 Steven Hensley, Elon  
 2009 Wes Wrenn, CIT  
 2010 Asher Wojciechowski, CIT

2011 John Brebbia, Elon  
 2012 Ryan Arrowood, APP  
 2013 Austin Pritchler, CIT  
 2014 Josh Wirsu, GSU  
 2015 James Reeves, CIT  
 2016 Will Gaddis, Furman  
 Adam Wantz, UNCG  
 2017 JP Sears, CIT  
 2018 Matt Frisbee, UNCG  
 2019 Zach Hester, SAM  
 2020 Not awarded/COVID-19

### SoCon Freshman of the Year

2002 Matt Lein, WOF  
 2003 Trent Weathers, CIT  
 2004 Danny Valencia, UNCG  
 2005 Steven Strausbaugh, WCU  
 2006 Steven Hensley, Elon  
 2007 Richard Jones, CIT  
 2008 Reese Wade, FUR  
 2009 Ross Heffley, WCU  
 2010 Will Muzika, FUR  
 2011 Daniel Aldrich, CofC  
 2012 Chase Griffin, GSU  
 2013 Benigno Marrero, UNCG  
 2014 Heath Quinn, SAM  
 2015 Austin Edens, SAM  
 2016 Jabari Richards, FUR  
 2017 Caleb Webster, UNCG  
 2018 Samuel Strickland, SAM  
 2019 Sonny DiChiara, SAM  
 2020 Not awarded/COVID-19

### SoCon Coach of the Year

2002 Fred Jordan, CIT  
 2003 Tom Slater, VMI  
 2004 John Pawlowski, CofC  
 2005 John Pawlowski, CofC  
 2006 Mike Kennedy, Elon  
 2007 Todd Raleigh, WCU  
 2008 Mike Kennedy, Elon  
 2009 Mike Kennedy, Elon  
 2010 Fred Jordan, CIT  
 2011 Mike Gaski, UNCG\*  
 2012 Chris Pollard, APP  
 2013 Bobby Moranda, WCU  
 2014 Dick Cooke, DAV  
 2015 Craig Gibson, MER  
 2016 Link Jarrett, UNCG  
 2017 Craig Gibson, MER  
 2018 Link Jarrett, UNCG  
 2019 Casey Dunn, SAM  
 2020 Not awarded/COVID-19

### SoCon Championship MOP Walt Nadzak Award

1984 Rusty Weaver, APP  
 1985 Mike Carson, WCU  
 1986 David Hyatt, WCU  
 1987 Clint Fairey, WCU  
 1988 Keith LeClair, WCU  
 1989 Paul Menhart, WCU  
 1990 Billy Baker, CIT  
 1991 Brent Williams, FUR  
 1992 Joey Cox, WCU

1993 Phillip Grundy, WCU  
 1994 Jermaine Shuler, CIT  
 1995 Donald Morillo, CIT  
 1996 Mark Hamlin, GSU  
 1997 JP Burwell, WCU  
 1998 Brian Rogers, CIT  
 1999 Rodney Hancock, CIT  
 2000 Matt Easterday, GSU  
 2001 Randy Corn, CIT  
 2002 Brett Lewis, GSU  
 2003 Brian Sigmon, WCU  
 2004 Jonathan Ellis, CIT  
 2005 Nick Hollstegge, FUR  
 2006 Nick Chigges, CofC  
 Jess Easterling, CofC  
 2007 Brandon Waring, WOF  
 2008 Cory Harrilchak, Elon  
 2009 Kyle Blackburn, GSU  
 2010 Justin Mackert, CIT  
 2011 Chris Beck, GSU  
 2012 Josh Martin, SAM  
 2013 Joe Jackson, CIT  
 2014 Jason Richman, GSU  
 2015 Eric Nyquist, MER  
 2016 Matt Smith, WCU  
 2017 Tripp Shelton, UNCG  
 2018 Brooks Carlson, SAM  
 2019 Trevor Austin, MER  
 2020 Not awarded/COVID-19

\* later vacated

# NATIONAL/REGIONAL AWARDS

## Academic All-Americans

1971 John Campbell, Furman (INF), 2nd  
 1971 Doug Pounder, The Citadel (P), 1st  
 1975 Richard Wieters, The Citadel (1B), 1st  
 1977 Denny Standifer, Chattanooga (P), 2nd  
 1978 Al Diket, The Citadel (3B), 2nd  
 1979 Gary Robinette, ETSU (3B), 1st  
 1979 Mark Edward Austin, Chattanooga (INF), 2nd  
 1980 Melvin Williamson, The Citadel (C), 3rd  
 1980 John Porter, Davidson (OF), 1st  
 1980 Gary Robinette, ETSU (3B), 1st  
 1981 John Porter, Davidson (OF), 1st  
 1982 Marty Blair, The Citadel (2B), 1st  
 1983 Marty Blair, The Citadel (2B), 1st  
 1983 David Hill, Western Carolina (OF), 1st  
 1983 Greg Johnson, Western Carolina (C), 1st  
 1984 Jamie Harris, Appalachian State (2B), 1st  
 1984 David Mills, The Citadel (P), 2nd  
 1984 Mike Lamore, VMI (C), 3rd  
 1985 Mike Lamore, VMI (C), 2nd  
 1986 Randy Sullivan, The Citadel (C), 1st  
 1986 David Hyatt, Western Carolina (1B), 3rd  
 1992 Rodney Hennon, Western Carolina (2B), 1st  
 1992 Rob Goecker, Furman (SS), 2nd  
 1992 Jack Kimel, Western Carolina (P), 2nd  
 1993 Rodney Hennon, Western Carolina (2B), 2nd  
 1996 Nathan Shepperson, VMI (INF), 3rd  
 1998 Jody Pollock, Georgia Southern (2B), 3rd  
 1999 Joey Foxhall, College of Charleston (IF), 1st  
 1999 Brian Wiley, The Citadel (P), 2nd  
 1999 Travis Howell, College of Charleston (OF), 2nd  
 2000 Wes Self, Davidson (P), 2nd  
 2000 Ben Brown, Davidson (IF), 2nd  
 2001 Wes Self, Davidson (P), 3rd  
 2002 Ryan Schade, Western Carolina (SS), 1st  
 2002 Randy Corn, The Citadel (P), 1st  
 2002 Tim Friend, Davidson (OF), 3rd  
 2003 Jon Stallsmith, Furman (P), 1st  
 2004 David Dufour, Wofford (DH), 1st  
 2004 Gary Morris, Elon (2B), 3rd  
 2004 Phillip Coker, College of Charleston (C), 2nd  
 2004 Brett Anderson, College of Charleston (1B), 3rd  
 2005 Phillip Coker, College of Charleston (OF), 1st  
 2005 Brett Anderson, College of Charleston (DH), 1st  
 2006 Phillip Coker, College of Charleston (OF), 1st  
 2006 Patrick Currin, UNCG (P), 2nd  
 2007 Chris Swauger, The Citadel (OF), 3rd  
 2008 Chris Swauger, The Citadel (OF), 2nd  
 2009 Chris McGuiness, The Citadel (INF), 1st  
 2009 Sonny Meade, The Citadel (OF), 1st  
 2009 David Towarnicky, Appalachian State (INF), 3rd  
 2010 David Towarnicky, Appalachian State (1B), 1st  
 2011 Matt Leeds, College of Charleston (INF), 1st  
 2015 Matt Ramsay, Wofford (DH), 1st  
 2016 David Geary, VMI (IF), 3rd  
 2017 Andrew Moritz, UNCG (OF), 1st  
 2017 Charlie Madden, Mercer (C), 2nd  
 2017 Hunter Bening, Mercer (INF), 2nd  
 2018 Andrew Moritz, UNCG (OF), 2nd

## ABCA Gold Bat Award (National Player of the Year)

2016 Kyle Lewis, Mercer (OF)

## ABCA All-Americans

1947 Joe Landrum, Clemson (P), 1st  
 1947 Charles Teague, Wake Forest (2B), 1st  
 1947 Gene Hooks, Wake Forest (3B), 1st  
 1948 Emmett Cheek, North Carolina (C), 1st  
 1948 Rip Ryan, North Carolina (SS), 1st  
 1949 Charles Teague, Wake Forest (2B), 1st  
 1949 Gene Hooks, Wake Forest (3B), 1st  
 1950 Charles Teague, Wake Forest (2B), 1st  
 1951 Dick Groat, Duke (SS), 1st  
 1952 William Werber, Duke (1B), 1st  
 1952 Dick Groat, Duke (SS), 1st

1961 Edward Tekavec, West Virginia (3B), 2nd  
 1963 Bobby Stewart, Richmond (OF), 1st  
 1964 Bill Marovic, West Virginia (OF), 1st  
 1975 Mike Ramsey, Appalachian State (SS), 1st  
 1975 George Weicker, Davidson (DH), 1st  
 1977 Keith Ebersole, Western Carolina (1B), 3rd  
 1979 Randy Ingle, Appalachian State (SS), 1st  
 1982 Kirk Bailey, Appalachian State (P), 1st  
 1984 Pete Hardee, Appalachian State (P), 3rd  
 1987 Bill Masse, Davidson (OF), 2nd  
 1987 Clint Fairey, Western Carolina (1B), 3rd  
 1988 Darron Healey, Appalachian State (DH), 2nd  
 1990 Grant Brittain, Western Carolina (2B), 1st  
 1990 Anthony Jenkins, The Citadel (OF), 1st  
 1991 Kevin Bellomo, Western Carolina (OF), 2nd  
 1992 Todd Greene, Georgia Southern (OF), 1st  
 1993 Paul Thornton, Georgia Southern (P), 2nd  
 1993 Todd Greene, Georgia Southern (OF), 1st  
 1993 Phillip Grundy, Western Carolina (3B), 2nd  
 1994 Jason Beverlin, Western Carolina (P), 2nd  
 1995 Steve Wilson, Georgia Southern (C), 2nd  
 1997 Tod Lee, Georgia Southern (P), 2nd  
 2005 Chris Campbell, College of Charleston (2B), 1st  
 2005 Brett Gardner, College of Charleston (OF), 1st  
 2007 Michael Harrington, College of Charleston (OF), 2nd  
 2007 Nick Chiggas, College of Charleston (P), 2nd  
 2007 Ben Lasater, College of Charleston (INF), 2nd  
 2008 Chris Shehan, Georgia Southern (OF), 1st  
 2008 Jeremie Tice, College of Charleston (3B), 2nd  
 2008 Ty Wright, Georgia Southern (DH), 2nd  
 2009 Chase Austin, Elon (SS), 3rd  
 2009 Joey Bergman, College of Charleston (3B), 3rd  
 2010 Mac Doyle, Wofford (DH), 2nd  
 2010 Asher Wojciechowski, The Citadel (P), 3rd  
 2010 Matt Leeds, College of Charleston (3B), 3rd  
 2011 Victor Roache, Georgia Southern (OF), 1st  
 2011 Daniel Aldrich, College of Charleston (OF), 3rd  
 2012 Daniel Kassouf, Appalachian State (DH), 1st  
 2012 Marty Gantt, College of Charleston (OF), 2nd  
 2012 Brandon Miller, Samford (OF), 3rd  
 2013 C.K. Irby, Samford (DH), 1st  
 2014 Casey Jones, Elon (OF), 2nd  
 2016 Trey York, ETSU (2B), 1st  
 2016 Kyle Lewis, Mercer (OF), 1st  
 2016 Heath Quinn, Samford (OF), 2nd  
 2016 Ben Spitznagel, UNCG (2B), 3rd  
 2017 JP Sears, The Citadel (P), 3rd  
 2018 Andrew Moritz, Wofford (OF), 1st  
 2018 Matt Pita, VMI (OF), 3rd  
 2019 Chad Sykes, UNCG (RP), 3rd

## ABCA Gold Glove Team

2016 Kyle Lewis, Mercer (OF)

## ABCA All-Atlantic Region

1973 Mike Ramsey, Appalachian State (SS), 1st  
 1973 Steve Anspaugh, Appalachian State (P), 2nd  
 1974 Mike Ramsey, Appalachian State (SS), 1st  
 1974 Butch Dziadul, Appalachian State (3B), 3rd  
 1975 Mike Ramsey, Appalachian State (SS), 1st  
 1976 Randy Ingram, Appalachian State (3B), 2nd  
 1977 Keith Ebersole, Western Carolina (1B), 1st  
 1977 Jerry Reed, Western Carolina (P), 2nd  
 1977 Wayne Tolleson, Western Carolina (SS), 2nd  
 1977 Ron Brower, Appalachian State (1B), 3rd  
 1977 Chris Plemmons, Appalachian State (2B), 3rd  
 1977 Randy Ingram, Appalachian State (3B), 1st  
 1978 Wayne Tolleson, Western Carolina (SS), 1st  
 1978 Keith Ebersole, Western Carolina (1B), 2nd  
 1978 Joey Moffitt, Appalachian State (OF), 2nd  
 1978 Chris Plemmons, Appalachian State (2B), 2nd  
 1978 Randy Ingram, Appalachian State (3B), 1st  
 1978 Ron Brower, Appalachian State (1B), 2nd  
 1978 Randy Ingle, Appalachian State (SS), 1st  
 1980 Willie Carpenter, Western Carolina (OF), 1st  
 1980 Joey Moffitt, Appalachian State (OF), 2nd

1980 Mike Hobbs, Appalachian State (OF), 3rd  
 1981 Tom Sams, Appalachian State (2B), 2nd  
 1981 Robbie Peele, Appalachian State (OF), 3rd  
 1982 Kirk Bailey, Appalachian State (P), 1st  
 1983 Robbie Peele, Appalachian State (OF), 3rd  
 1984 Pete Hardee, Appalachian State (P), 1st  
 1984 Tony Welborn, Appalachian State (OF), 3rd  
 1986 Eddy Halleman, Furman (OF), 1st  
 1986 Pat Riley, Western Carolina (C), 2nd  
 1986 Lenny Stratton, Appalachian State (P), 1st  
 1987 Clint Fairey, Western Carolina (1B), 1st  
 1988 Darron Healey, Appalachian State (DH), 1st  
 1989 Clint Fairey, Western Carolina (1B), 1st  
 1989 Garrett Hinshaw, Appalachian State (OF), 1st  
 1990 Grant Brittain, Western Carolina (2B), 1st  
 1990 Ken Britt, The Citadel (P), 1st  
 1990 Anthony Jenkins, The Citadel (OF), 1st  
 1991 Kevin Bellomo, Western Carolina (OF), 1st  
 1991 Will Ertel, Furman (P), 1st  
 1991 Phillip Grundy, Western Carolina (3B), 2nd  
 1991 Matt Raleigh, Western Carolina (SS), 2nd  
 1992 Joey Cox, Western Carolina (OF), 1st  
 1992 Todd Greene, Georgia Southern (OF), 1st  
 1992 Matt Raleigh, Western Carolina (SS), 1st  
 1992 Dan Kyslinger, Western Carolina (P), 2nd  
 1992 Gettys Glaze, The Citadel (P), 1st  
 1993 Phillip Grundy, Western Carolina (3B), 1st  
 1993 Jason Beverlin, Western Carolina (P), 2nd  
 1993 Paul Thornton, Georgia Southern (P), 1st  
 1993 Todd Greene, Georgia Southern (OF), 1st  
 1994 Jason Beverlin, Western Carolina (P), 1st  
 1994 Mike Manning, Western Carolina (P), 2nd  
 1994 Mike Tidick, Western Carolina (OF), 2nd  
 1994 Matt Wilson, Georgia Southern (2B), 2nd  
 1995 Jody Henson, Western Carolina (OF), 1st  
 1995 Steve Wilson, Georgia Southern (C), 1st  
 1995 Donald Morillo, The Citadel (P), 1st  
 1995 Britt Reames, The Citadel (P), 1st  
 1995 Garrick Haltiwanger, The Citadel (OF), 1st  
 1996 Tod Lee, Georgia Southern (P), 1st  
 1996 Tommy Peterman, Georgia Southern (1B), 1st  
 1996 Julio Ayala, Georgia Southern (P), 2nd  
 1996 Alex Tolbert, Western Carolina (1B), 2nd  
 1996 Antoine Moran, Georgia Southern (OF), 2nd  
 1997 Tod Lee, Georgia Southern (P), 1st  
 1997 Alex Tolbert, Western Carolina (1B), 1st  
 1997 Ryan Butler, The Citadel (1B), 2nd  
 1997 Jeremy Bruce, Western Carolina (3B), 2nd  
 1997 J.P. Burwell, Western Carolina (C), 2nd  
 1997 Steve Walson, Georgia Southern (DH), 2nd  
 1998 Mike DeSimone, Davidson (DH), 2nd  
 1999 Jody Pollock, Georgia Southern (2B), 2nd  
 2002 Brett Spivey, College of Charleston (OF), 2nd  
 2004 Jared Greenwood, Western Carolina (1B), 1st  
 2004 Gary Morris, Elon (2B), 2nd  
 2005 Chris Campbell, College of Charleston (2B), 1st  
 2005 Brett Gardner, College of Charleston (OF), 1st  
 2005 James Payne, Georgia Southern (OF), 2nd  
 2005 Steven Strausbaugh, Western Carolina (OF), 2nd  
 2005 Brett Harker, College of Charleston (RP), 2nd  
 2006 Robert Rodebaugh, Elon, 1st  
 2006 A.J. Davidiuk, Furman, 1st  
 2006 Steven Strausbaugh, Western Carolina, 1st  
 2006 Nick Chiggas, College of Charleston, 1st  
 2006 Brandon Waring (3B), Wofford, 1st  
 2007 Michael Harrington, College of Charleston (OF), 1st  
 2007 Nick Chiggas, College of Charleston (P), 1st  
 2007 Kenny Smith, Western Carolina (2B), 2nd  
 2007 Ben Lasater, College of Charleston (3B), 2nd  
 2007 Rob Wilson, Davidson (DH), 2nd  
 2008 Jeremie Tice, College of Charleston (3B), 1st  
 2008 Chris Shehan, Georgia Southern (OF), 1st  
 2008 Ty Wright, Georgia Southern (DH/Utility), 1st  
 2008 Cory Harilchak, Elon (OF), 2nd  
 2008 Steven Hensley, Elon (P), 2nd  
 2009 Richard Jones, The Citadel (C), 1st

# NATIONAL/REGIONAL AWARDS

2009 Joey Bergman, College of Charleston (3B), 1st  
 2009 Chase Austin, Elon (SS), 1st  
 2009 Pat Irvine, Elon (OF), 1st  
 2009 Griffin Benedict, Georgia Southern (C), 2nd  
 2009 Brandon Sizemore, College of Charleston (2B), 2nd  
 2009 Isaac Harrow, Appalachian State (3B), 2nd  
 2009 Brent Greer, Western Carolina (SS), 2nd  
 2009 Chris Mederos, Georgia Southern (SP), 2nd  
 2009 Zach Quate, Appalachian State (RP), 2nd  
 2010 Matt Leeds, College of Charleston (3B), 1st  
 2010 Mac Doyle, Wofford (DH), 1st  
 2010 Asher Wojciechowski, The Citadel (SP), 1st  
 2010 Kyle Blackburn, Georgia Southern (1B), 2nd  
 2010 Wes Hobson, Appalachian State (2B), 2nd  
 2010 Chris Patterson, Appalachian State (RP), 2nd  
 2011 Daniel Aldrich, College of Charleston (OF), 1st  
 2011 Victor Roache, Georgia Southern (OF), 1st  
 2011 Ross Heffley, Western Carolina (2B), 2nd  
 2011 Matt Leeds, College of Charleston (3B), 2nd  
 2011 Matt Murray, Georgia Southern (RP), 2nd  
 2012 Marty Gantt, College of Charleston (OF), 1st  
 2012 Daniel Kassouf, Appalachian State (DH), 1st  
 2012 Ross Heffley, Western Carolina (2B), 2nd  
 2012 Eric Phillips, Georgia Southern (3B), 2nd  
 2012 Will Callaway, Appalachian State (SS), 2nd  
 2012 Tyler Tewell, Appalachian State (OF), 2nd  
 2012 Ryan Arrowood, Appalachian State (SP), 2nd  
 2012 Christian Powell, College of Charleston (SP), 2nd  
 2013 Ryan Kinsella, Elon (1B), 1st  
 2013 Joe Jackson, The Citadel (C), 2nd  
 2013 Hector Crespo, Appalachian State (2B), 2nd  
 2013 Tyler White, Western Carolina (3B), 2nd  
 2013 Aaron Attaway, Western Carolina (SS), 2nd  
 2013 Christian Wolfe, UNCG (OF), 2nd  
 2014 Forrest Brandt, Davidson (OF), 1st  
 2014 Casey Jones, Elon (OF), 1st  
 2014 Adam Martin, Western Carolina (C), 1st  
 2014 Jacob Hoyle, Western Carolina (1B), 2nd  
 2014 Bradley Strong, Western Carolina (2B), 2nd  
 2015 Connor Walsh, The Citadel (OF), 2nd  
 2016 Ben Spitznagel, UNCG (2B), 1st  
 2016 Bryson Bowman, Western Carolina (OF), 1st  
 2016 Matt Smith, Western Carolina (1B), 2nd  
 2016 L.J. Kalawaia, UNCG (OF), 2nd  
 2016 Dillon Stewart, UNCG (DH), 2nd  
 2016 Will Gaddis, Furman (SP), 2nd  
 2017 Bryson Bowman, Western Carolina (OF), 1st  
 2017 Will Gaddis, Furman (P), 1st  
 2017 JP Sears, The Citadel (P), 1st  
 2018 Matt Frisbee, UNCG (P), 1st  
 2018 Andrew Moritz, UNCG (OF), 1st  
 2019 Matthew Koehler, Western Carolina (OF), 1st  
 2019 Chad Sykes, UNCG (RP), 1st  
 2019 Justice Bigbie, Western Carolina (3B), 2nd

## ABCA All-South Region

2012 Josh Martin, Samford (SP), 1st  
 2012 Brandon Miller, Samford (OF), 1st  
 2013 C.K. Irby, Samford (DH), 1st  
 2013 Christiaan Durdaller, Samford (OF), 1st  
 2015 Trey York, ETSU (2B), 2nd  
 2015 Kyle Lewis, Mercer (OF), 2nd  
 2015 Austin Edens, Samford (DH), 2nd  
 2016 Hagen Owenby, ETSU (C), 1st  
 2016 Trey York, ETSU (2B), 1st  
 2016 Kyle Lewis, Mercer (OF), 1st  
 2017 Hagen Owenby, ETSU (C), 1st

## ABCA All-South Central Region

2016 Heath Quinn, Samford (OF), 1st  
 2016 Austin Edens, Samford (DH), 1st

## ABCA All-Central Region

2019 Sonny DiChiara, Samford (1B), 1st  
 2019 Zach Hester, Samford (P), 1st  
 2019 Jordan Fucci, Samford (OF), 2nd

## ABCA Atlantic Region Coach of the Year

1987 Jack Leggett, Western Carolina

## ABCA Hall of Fame

1966 Jack Coombs, Duke  
 1966 Bunn Hearn, North Carolina  
 1967 C.R. "Dudy" Noble, Mississippi State  
 1971 G.F. "Red" Laird, Virginia Tech  
 1971 Malcolm Pitt, Richmond  
 1975 Steve Harrick, West Virginia  
 1978 Walter Rabb, North Carolina  
 1988 Jack Stallings, Georgia Southern  
 1996 Chal Port, The Citadel  
 2014 Jack Leggett, Western Carolina

## NCBWA District IV Player of the Year

2012 Daniel Kassouf, Appalachian State (DH)

## Baseball America College Player of the Year

2016 Kyle Lewis, Mercer (OF)

## Baseball America All-Americans

1983 Mike Cherry, The Citadel (P), 1st  
 1984 Pete Hardee, Appalachian State (P), 3rd  
 1988 Darron Healey, Appalachian State (DH), 2nd  
 1993 Todd Greene, Georgia Southern (OF), 3rd  
 1994 Jason Beverlin, Western Carolina (P), 2nd  
 1996 Julio Ayala, Georgia Southern (P), 3rd  
 2005 Chris Campbell, College of Charleston (2B), 2nd  
 2005 Brett Gardner, College of Charleston (OF), 3rd  
 2007 Brandon Waring, Wofford (3B), 2nd  
 2008 Chris Shehan, Georgia Southern (OF), 1st  
 2010 Asher Wojciechowski, The Citadel (SP), 3rd  
 2011 Victor Roache, Georgia Southern (OF), 1st  
 2011 Matt Leeds, College of Charleston (3B), 3rd  
 2011 Daniel Aldrich, College of Charleston (OF), 3rd  
 2012 Brandon Miller, Samford (OF), 2nd  
 2013 Ryan Kinsella, Elon (1B), 2nd  
 2013 Phillip Ervin, Samford (OF), 2nd  
 2013 C.K. Irby, Samford (UT), 3rd  
 2016 Kyle Lewis, Mercer (OF), 1st  
 2016 Heath Quinn, Samford (OF), 2nd  
 2017 JP Sears, The Citadel (SP), 3rd  
 2018 Andrew Moritz, UNCG (OF), 3rd  
 2018 Robert Broom, Mercer (RP), 3rd

## Baseball America Freshman All-Americans

1994 Tommy Peterman, Georgia Southern (DH), 1st  
 1996 David Noyce, Furman (P), 2nd  
 1997 Rodney Hancock, The Citadel (UT/P), 2nd  
 2000 Ryan Gordon, UNCG (UT), 2nd  
 2004 Chris Campbell, College of Charleston (2B), 1st  
 2005 Steven Strausbaugh, Western Carolina (OF), 1st  
 2009 Ross Heffley, Western Carolina (2B), 2nd  
 2011 Daniel Aldrich, College of Charleston (OF), 1st  
 2011 Phillip Ervin, Samford (OF), 2nd  
 2012 Chase Griffin, Georgia Southern (C), 2nd  
 2013 Carl Wise, College of Charleston (1B), 2nd  
 2014 Heath Quinn, Samford (OF), 1st  
 2015 Austin Edens, Samford (1B), 1st  
 2018 Le Bassett, Mercer (DH), 2nd  
 2018 Samuel Strickland, Samford (SP), 2nd  
 2019 Sonny DiChiara, Samford (1B), 2nd  
 2019 John Dempsey, Wofford (3B), 2nd

## Collegiate Baseball/Louisville Slugger All-America

1975 Mike Ramsey, Appalachian State (SS), 1st  
 1984 Pete Hardee, Appalachian State (P), 3rd  
 1992 Matt Raleigh, Western Carolina (SS), 2nd  
 1992 Todd Greene, Georgia Southern (OF), 3rd  
 1993 Paul Thornton, Georgia Southern (P), 1st  
 1993 Todd Greene, Georgia Southern (OF), 2nd  
 1994 Jason Beverlin, Western Carolina (P), 3rd  
 1995 William Rushing, Georgia Southern (P), 3rd  
 1996 Tod Lee, Georgia Southern (P), 2nd  
 1996 Tommy Peterman, Georgia Southern (1B), 3rd

1997 Tod Lee, Georgia Southern (P), 2nd  
 1999 Brian Wiley, The Citadel (P), 3rd  
 1999 Billy Colome, College of Charleston (2B), 3rd  
 1999 Chris Moore, Western Carolina (SS), 3rd  
 1999 Rodney Hancock, The Citadel (UT), 3rd  
 2000 Matt Easterday, Georgia Southern (2B), 1st  
 2000 Philip Hartig, The Citadel (1B), 2nd  
 2001 Randy Corn, The Citadel (P), 2nd  
 2001 Philip Hartig, The Citadel (1B), 3rd  
 2002 Scooter Michael, UNCG (P), 3rd  
 2002 Lee Curtis, College of Charleston (3B), 2nd  
 2002 Randy Corn, The Citadel (P), 3rd  
 2003 Ryan Gordon, UNCG (DH), 1st  
 2003 Lee Curtis, College of Charleston (2B), 2nd  
 2003 Tom Mastny, Furman (P), 3rd  
 2004 Caleb Moore, ETSU (C), 2nd  
 2004 Ryan Johnson, College of Charleston (RHP), 3rd  
 2004 Chip Cannon, The Citadel (1B), 3rd  
 2005 D.J. Wabick, College of Charleston (C), 3rd  
 2005 Brett Harker, College of Charleston (RP), 3rd  
 2005 Chris Campbell, College of Charleston (2B), 3rd  
 2005 Jay Heafner, Davidson (3B), 3rd  
 2006 Nick Chiggles, College of Charleston (SP), 2nd  
 2007 Brandon Waring, Wofford (3B), 1st  
 2007 Kenny Smith, Western Carolina (2B), 2nd  
 2007 Nick Chiggles, College of Charleston (SP), 3rd  
 2007 David Rubinstein, Appalachian State (OF), 3rd  
 2008 Jeremie Tice, College of Charleston (3B), 1st  
 2008 Steven Hensley, Elon (P), 3rd  
 2008 Michael Harrington, College of Charleston (1B), 3rd  
 2008 Brandon Sizemore, College of Charleston (2B), 3rd  
 2009 Richard Jones, The Citadel (C), 2nd  
 2009 Joey Bergman, College of Charleston (3B), 3rd  
 2010 Asher Wojciechowski, The Citadel (SP), 2nd  
 2011 Victor Roache, Georgia Southern (OF), 1st  
 2011 Ross Heffley, Western Carolina (2B), 1st  
 2011 Daniel Aldrich, College of Charleston (OF), 2nd  
 2011 Matt Leeds, College of Charleston (3B), 3rd  
 2012 Brandon Miller, Samford (OF), 2nd  
 2012 Josh Martin, Samford (SP), 3rd  
 2012 Marty Gantt, College of Charleston (OF), 3rd  
 2013 Joe Jackson, The Citadel (C), 3rd  
 2013 Ryan Kinsella, Elon (1B), 3rd  
 2013 Tyler White, Western Carolina (3B), 3rd  
 2013 Christian Wolfe, UNCG (OF), 3rd  
 2014 Casey Jones, Elon (OF), 2nd  
 2014 Bradley Strong, Western Carolina (2B), 3rd  
 2015 Kyle Lewis, Mercer (OF), 2nd  
 2015 Conor Clancey, Wofford (1B), 2nd  
 2015 James Reeves, The Citadel (SP), 3rd  
 2015 Matt Winn, VMI (C), 3rd  
 2016 Trey York, ETSU (2B), 1st  
 2016 Kyle Lewis, Mercer (OF), 1st  
 2016 Hagen Owenby, ETSU (C), 2nd  
 2016 Heath Quinn, Samford (OF), 3rd  
 2017 JP Sears, The Citadel, (LHP), 2nd  
 2017 Bryson Bowman, Western Carolina (OF), 3rd  
 2018 Matt Frisbee, UNCG (RHP), 2nd  
 2019 Chad Sykes, UNCG (RP), 3rd  
 2020 Landon Knack, ETSU (SP), 1st  
 2020 Brooks Carlson, Samford (2B), 1st

## Collegiate Baseball/Louisville Slugger Freshman Player of The Year

2011 Daniel Aldrich, College of Charleston (OF)

## Collegiate Baseball/Louisville Slugger Freshman All-America

1995 Tod Lee, Georgia Southern (P)  
 1996 David Noyce, Furman (P)  
 1996 Chris Moore, Western Carolina (3B)  
 1996 Steve Walson, Georgia Southern (DH), HM  
 1997 Rodney Hancock, The Citadel (OF)  
 1997 Jody Jenkins, ETSU (C), HM  
 1998 Philip Hartig, The Citadel (1B)  
 1998 Ted Toler, UNCG (P), HM

# NATIONAL/REGIONAL AWARDS

1998 Stephen Crater, Appalachian State (C), HM  
 1999 Brett Lewis, Georgia Southern (P)  
 2000 Ryan Gordon, UNCG (UT)  
 2001 Scooter Michael, UNCG (P), HM  
 2001 Derek Norman, Furman (3B), HM  
 2001 Jasha Balcom, College of Charleston (OF), HM  
 2001 Wes Self, Davidson (P)  
 2002 Matt Lein, Wofford (3B)  
 2002 Brett Anderson, College of Charleston (OF), HM  
 2002 Michael Giroud, ETSU (3B), HM  
 2003 John Carroll, Georgia Southern (P)  
 2003 Chris Mason, UNCG (P)  
 2003 Kelly Sweppenhiser, VMI (3B)  
 2004 Nick Chiggas, College of Charleston (RHP)  
 2004 Chris Campbell, College of Charleston (2B)  
 2005 Danny Meszaros, College of Charleston (RP)  
 2005 Steven Strausbaugh, Western Carolina (OF)  
 2006 Steven Hensley, Elon (SP)  
 2006 J.D. Melton, Wofford (RP)  
 2006 Matt Miller, Georgia Southern (OF)  
 2007 Russ Tomlinson, College of Charleston (SP)  
 2007 Richard Jones, The Citadel (C/DH)  
 2007 Michael Gilmartin, Wofford (2B)  
 2008 Thomas Girdwood, Elon (RP)  
 2008 Jake Williams, Wofford (OF)  
 2008 Reese Wade, Furman (OF)  
 2009 David Peterson, College of Charleston (SP)  
 2009 Ross Heffley, Western Carolina (OF)  
 2010 Lex Rutledge, Samford (RP)  
 2010 Will Muzika, Furman (2B)  
 2010 Andrew Barna, Davidson (3B)  
 2011 C.K. Irby, Samford (RP)  
 2011 Sebastian Gomez, Elon (2B)  
 2011 Daniel Aldrich, College of Charleston (OF)  
 2011 Forrest Brandt, Davidson (OF)  
 2011 Phillip Ervin, Samford (OF)  
 2012 Jamie Nunn, Appalachian State (SP)  
 2012 Elliott Warford, Furman (RP)  
 2012 Chase Griffin, Georgia Southern (C)  
 2012 Jacob Hoyle, Western Carolina (DH)  
 2013 Jaylin Davis, Appalachian State (OF)  
 2013 Skylar Hunter, The Citadel (RP)  
 2014 Garrett Chapman, Georgia Southern (3B)  
 2014 Ryan Cleveland, Georgia Southern (1B)  
 2014 T.J. Dixon, Samford (OF)  
 2014 Heath Quinn, Samford (OF)  
 2014 Bryan Sammons, Western Carolina (SP)  
 2015 Hagen Owenby, ETSU (C)  
 2015 Trey Truitt, Mercer (OF)  
 2015 Austin Edens, Samford (DH)  
 2016 Conard Broom, Mercer (RP)  
 2016 Cesar Trejo, UNCG (SS)  
 2016 Jabari Richards, Furman (OF)  
 2016 Andrew Moritz, UNCG (OF)  
 2017 Zach Graveno, Mercer (RP)  
 2017 Caleb Webster, UNCG (3B)  
 2017 Taylor Garris, Samford (3B)  
 2018 Ben Anderson, Furman (OF)  
 2018 Le Bassett, Mercer (DH)  
 2018 RJ Yeager, Mercer (SS)  
 2018 Samuel Strickland, Samford (SP)  
 2018 Justice Bigbie, Western Carolina (OF)  
 2018 Collin Davis, Wofford (OF)  
 2019 Hayes Heinecke, Wofford (SP)  
 2019 Sonny DiChiara, Samford (1B)  
 2019 Angelo DiSpigna, Mercer (1B)  
 2019 John Dempsey, Wofford (3B)  
 2020 Colby Thomas, Mercer (OF)  
 2020 Pres Cavanaugh, UNCG (OF)  
 2020 O'Kelly McWilliams, Wofford (SP)

## Collegiate Baseball/Louisville Slugger Player of the Week

1996 Tommy Peterman, Georgia Southern (1B), 4/15  
 1997 Gus Quattlebaum, Davidson (OF), 2/17  
 1997 Michael Holder, Georgia Southern (C), 3/3

1997 Curt Beerman, The Citadel (OF), 3/25  
 1999 Rodney Hancock, The Citadel (P), 5/17  
 1999 Rodney Hancock, The Citadel (P), 5/24  
 2001 Wes Self, Davidson (P), 2/18  
 2002 T.A. Fulmer, The Citadel (P), 4/2  
 2002 Lee Curtis, College of Charleston (3B), 5/13  
 2005 Chris Mason, UNCG (P), 3/28  
 2006 Blake Murphy, Western Carolina (C), 3/27  
 2006 Jonathan Greene, Western Carolina (3B), 5/22  
 2007 Brandon Waring, Wofford (3B), 2/19  
 2007 Blake Murphy, Western Carolina (C), 5/14  
 2007 Brandon Waring, Wofford (3B), 5/28  
 2008 Chris Shehan, Georgia Southern (OF), 3/17  
 2008 Michael Harrington, College of Charleston (1B), 5/12  
 2008 Jeremie Tice, College of Charleston (3B), 5/19  
 2009 Drew Gadaire, Davidson (OF), 4/15  
 2009 Dallas Tarleton, Elon (C), 4/29  
 2010 Jimmy Reyes, Elon (SP), 3/29  
 2011 Victor Roache, Georgia Southern (OF), 4/4  
 2011 Victor Roache, Georgia Southern (OF), 4/18  
 2012 Chris Beck, Georgia Southern (SP), 4/2  
 2012 Henry Sisson, Davidson (SP), 4/16  
 2012 Saxon Butler, Samford (1B), 4/30  
 2013 Jeremy Null, Western Carolina (SP), 2/18  
 2013 Tyler Griffin, The Citadel (OF), 2/25  
 2013 Brandon Murray, Col. of Charleston (OF), 4/15  
 2013 Jeremie Null, Western Carolina (SP), 4/22  
 2014 Jeremy Null, Western Carolina (SP), 2/17  
 2015 James Reeves, The Citadel (SP), 2/16  
 2015 Trey York, ETSU (2B), 2/16  
 2015 James Reeves, The Citadel (SP), 4/6  
 2015 Thomas Stallings, VMI (1B), 4/6  
 2015 Austin Edens, Samford (DH), 4/20  
 2015 Kyle Lewis, Mercer (OF), 5/4  
 2015 Connor Walsh, The Citadel (OF), 5/11  
 2016 Heath Quinn, Samford (OF), 2/22  
 2016 JP Sears, The Citadel (LHP), 2/22  
 2016 Peyton Maddox, VMI (C), 3/14  
 2016 JP Sears, The Citadel (LHP), 3/28  
 2016 Andrew Wantz, UNCG (RHP), 4/4  
 2016 Kramer Ferrell, Western Carolina (OF), 4/11  
 2016 L.J. Kalawaia, UNCG (OF), 4/18  
 2016 Alex Lee, Samford (1B), 4/25  
 2016 Hagen Owenby, ETSU (C), 5/2  
 2017 Adam Scott, Wofford (LHP), 3/6  
 2017 JP Sears, The Citadel (LHP), 3/27  
 2017 Josh Winder, VMI (RHP), 4/3  
 2017 Bryan Sammons, Western Carolina (LHP), 4/3  
 2017 Tyler Tharp, VMI (OF), 5/8  
 2017 JP Sears, The Citadel (LHP), 5/8  
 2018 Matt Pita, VMI (OF) 3/5  
 2018 Adam Scott, Wofford (LHP) 3/5  
 2018 Adam Scott, Wofford (LHP), 4/30  
 2018 Jack Maynard, UNCG (SP), 3/12  
 2018 Cesar Trejo, UNCG (OF), 3/12  
 2018 Trey Truitt, Mercer (OF), 3/19  
 2018 Jared Mihalik, Furman (IF/OF), 4/9  
 2018 Spencer Holcomb, Western Carolina (C), 5/14  
 2019 Micah Kaczor, ETSU (SP), 5/12  
 2020 Landon Knack, ETSU (SP), 3/9

## D1 Baseball All-America Team

2016 Kyle Lewis, Mercer (OF), 1st  
 2016 Heath Quinn, Samford (OF), 2nd  
 2017 JP Sears, The Citadel (P), 3rd  
 2018 Robert Broom, Mercer (P), 3rd

## D1 Baseball Freshman All-America Team

2015 Austin Edens, Samford (DH), 2nd  
 2016 Cesar Trejo, UNCG (SS), 2nd  
 2018 Samuel Strickland, Samford (SP), 1st  
 2019 Sonny DiChiara, Samford (1B), 2nd  
 2019 John Dempsey, Wofford (3B), 2nd

## Golden Spikes Award

2016 Kyle Lewis, Mercer (OF)

## National College Baseball Hall of Fame

2010 Charles Teague, Wake Forest  
 2011 Dick Groat, Duke

## NCBWA All-America Team

1993 Todd Greene, Georgia Southern (OF), 1st  
 1994 Jason Beverlin, Western Carolina (P), 2nd  
 1994 Kevin Hallman, Georgia Southern (3B), 3rd  
 1995 William Rushing, Georgia Southern (P), 3rd  
 1995 Steve Wilson, Georgia Southern (C), 3rd  
 1995 Donald Morril, The Citadel (P), HM  
 1995 Chris Pollard, Davidson (P), HM  
 1996 Tommy Peterman, Georgia Southern (1B), 1st  
 1996 Julio Ayala, Georgia Southern (P), 3rd  
 1996 Tod Lee, Georgia Southern (P), HM  
 1996 Steve Wilson, Georgia Southern (C), HM  
 1997 Tod Lee, Georgia Southern (P), 2nd  
 2002 Randy Corn, The Citadel (P), 2nd  
 2002 Lee Curtis, College of Charleston (3B), 3rd  
 2002 Scooter Michael, UNCG (P), 3rd  
 2003 Tom Mastny, Furman (P), 2nd  
 2003 Lee Curtis, College of Charleston (2B), 3rd  
 2004 Byron Barber, College of Charleston (OF), 2nd  
 2004 Caleb Moore, ETSU (C), 3rd  
 2005 Chris Campbell, College of Charleston (2B), 2nd  
 2005 Caleb Moore, ETSU (C), 2nd  
 2006 Nick Chiggas, College of Charleston (SP), 2nd  
 2007 Nick Chiggas, College of Charleston (SP), 3rd  
 2008 Chris Shehan, Georgia Southern (OF), 1st  
 2008 Jeremie Tice, College of Charleston (3B), 2nd  
 2009 Brandon Sizemore, College of Charleston (2B), 3rd  
 2010 Asher Wojciechowski, The Citadel (SP), 2nd  
 2011 Ross Heffley, Western Carolina (2B), 1st  
 2011 Matt Leeds, College of Charleston (3B), 1st  
 2011 Victor Roache, Georgia Southern (OF), 1st  
 2011 Daniel Aldrich, College of Charleston (OF), 1st  
 2012 Daniel Kassouf, Appalachian State (DH), 1st  
 2012 Brandon Miller, Samford (OF), 2nd  
 2013 Christian Wolfe, UNCG (OF), 2nd  
 2013 Joe Jackson, The Citadel (C), 3rd  
 2013 Ryan Kinsella, Elon (1B), 3rd  
 2013 Tyler White, Western Carolina (3B), 3rd  
 2014 Casey Jones, Elon (OF), 3rd  
 2015 Kyle Lewis, Mercer (OF), 2nd  
 2016 Kyle Lewis, Mercer (OF), 1st  
 2016 Heath Quinn, Samford (OF), 2nd  
 2016 Austin Edens, Samford (DH), 2nd  
 2016 Bryson Bowman, Western Carolina (OF), 3rd  
 2017 Bryson Bowman, Western Carolina (OF), 3rd  
 2017 JP Sears, The Citadel (SP), 3rd  
 2018 Robert Broom, Mercer (P), 2nd  
 2018 Andrew Moritz, Wofford (OF), 3rd  
 2019 Chad Sykes, UNCG (RP), 2nd

## NCBWA Freshman Player of the Year

2011 Daniel Aldrich, College of Charleston (OF), 1st

## NCBWA Freshman All-America Team

2008 Jake Williams, Wofford (OF), 2nd  
 2008 Thomas Girdwood, Elon (RP), 2nd  
 2011 Daniel Aldrich, College of Charleston (OF), 1st  
 2011 Phillip Ervin, Samford (OF), 2nd  
 2012 Chase Griffin, Georgia Southern (C), 1st  
 2013 Carl Wise, College of Charleston (IF), 2nd  
 2014 Heath Quinn, Samford (OF), 1st  
 2014 Garrett Chapman, Georgia Southern (3B), 2nd  
 2015 Austin Edens, Samford (DH), 2nd  
 2017 Caleb Webster, UNCG (3B), 1st  
 2018 Le Bassett, Mercer (DH), 2nd  
 2018 RJ Yeager, Mercer (SS), 2nd  
 2018 Samuel Strickland, Samford (LHP), 1st  
 2018 Collin Davis, Wofford (OF), 2nd  
 2018 Ben Anderson, Furman (OF), 2nd  
 2019 Sonny DiChiara, Samford (1B), 2nd  
 2019 John Dempsey, Wofford (3B), 2nd

# NATIONAL/REGIONAL AWARDS

## **NCBWA National Player of the Week**

2002 Ryan Schade, Western Carolina (SS), 2/19  
2002 Matt Hamer, The Citadel (P), 3/12  
2003 Matt Lauderdale, College of Charleston (C), 4/15  
2005 Grant Rembert, Elon (OF), 2/8  
2006 Chris Swauger, The Citadel (OF), 2/21  
2006 Trey McDaniel, Western Carolina (1B), 3/28  
2006 Case Cassidy, Furman (1B), 4/25  
2008 Ty Wright, Georgia Southern (OF), 4/29  
2008 Jeremie Tice, College of Charleston (3B), 5/20  
2011 Saxon Butler, Samford (1B), 3/21  
2011 Victor Roache, Georgia Southern (OF), 4/5  
2012 Ryan Arrowood, Appalachian State (SP), 2/28  
2012 Alex Swim, Elon (C), 4/3  
2012 Henry Sisson, Davidson (SP), 4/17  
2013 C.K. Irby, Samford (DH), 3/26  
2014 Jeremy Null, Western Carolina (SP), 2/18  
2015 James Reeves, The Citadel (SP), 4/7  
2016 Andrew Wantz, UNCG (P), 4/5  
2019 Micah Kaczor, ETSU (P), 5/12

## **Perfect Game/Rawlings All-America Team**

2018 Robert Broom, Mercer (RHP), 3rd  
2018 Andrew Moritz, (OF), 3rd

## **USA Today/Baseball Weekly All-America Team**

2000 Chris Morris, The Citadel (OF), 1st

## **CollegeBaseballInsider.com All-America Team**

2003 Tom Mastny, Furman (P), 1st  
2003 Lee Curtis, College of Charleston (2B), 2nd  
2004 Jonathan Ellis (P), Citadel, 2nd  
2004 Byron Barber, College of Charleston (OF), HM  
2004 Brett Gardner, College of Charleston (OF), HM  
2004 Ryan Johnson, College of Charleston (P), HM

## **USA Today/Baseball Weekly Freshman All-America Team**

2000 Ryan Gordon, UNCG (UT), 2nd

## **Sporting News Coach of the Year**

1990 Chal Port, The Citadel

## **NCAA All-College World Series**

(Current schools only)

1990 Anthony Jenkins, The Citadel (OF)  
1990 Jason Rychlik, The Citadel (OF)

## **NCAA Regional MVP**

1990 Atlantic Regional  
Anthony Jenkins, The Citadel (OF)  
2006 Lexington Regional  
Alex Garabedian, College of Charleston (C)

## **College Home Run Derby Champion**

2011 Daniel Aldrich, College of Charleston, R-Fr., OF  
2016 Hagen Owenby, ETSU, So., C

## **College Home Run Derby Player of the Year**

2016 Kyle Lewis, Mercer (OF)

# SOCON RECORD BOOK

## INDIVIDUAL SEASON BATTING

### .400 CLUB

.477, Randy Ingle (APP), 1979  
.474, Bill White (CIT), 1982  
.462, Darron Healey (APP), 1988  
.455, Caleb Moore (ETSU), 2004  
.452, Joey Bergman (COFC), 2009  
.450, Joey Moffitt (APP), 1978  
.448, George Weicker (DAV), 1975  
.448, Jay Heafner (DAV), 2005  
.447, Brett Gardner (COFC), 2005  
.446, Greg Weddle (VMI), 1986  
.440, Matt Easterday (GSU), 2000  
.438, Chris Shehan (GSU), 2008  
.436, Greg Hill (MAR), 1983  
.435, Kevin Bellomo (WCU), 1991  
.432, Jimmy Powell (FUR), 1941  
.432, Buzzy West (DAV), 1955  
.430, Billy Masse (DAV), 1985  
.430, Eddy Halleman (FUR), 1986  
.429, Gordon Slade (DAV), 1968  
.429, Tim Jones (CIT), 1985  
.428, Chip Cook (MAR), 1985  
.428, Grant Brittain (WCU), 1990  
.428, Andrew Moritz (UNCG), 2018  
.427, Randy Ingram (APP), 1978  
.427, Jason Nixon (MAR), 1989  
.426, Paul Popovich (WVU), 1960  
.426, Benny Bienkowski (FUR), 1962  
.426, Scott Waugh (APP), 1990  
.425, Lee Glaze (CIT), 1986  
.425, Clint Fairey (WCU), 1986

.425, Chris Behne (APP), 2000  
.424, Phil Hubbard (VMI), 1982  
.424, Alex Tolbert (WCU), 1996  
.423, Keith Ebersole (WCU), 1977  
.423, Robbie Peele (APP), 1981  
.423, Keith LeClair (WCU), 1988  
.423, Brett Spivey (COFC), 2002  
.422, Sam Pickens (FUR), 1962  
.422, Allen Griffin (DAV), 1982  
.422, Isaac Harrow (APP), 2009  
.421, Christian Wolfe (UNCG), 2013  
.420, Mike Knox (CIT), 1982  
.420, Bill Swails (CIT), 1989  
.420, Brent Greer (WCU), 2009  
.419, Billy Morris (DAV), 1956  
.419, Phil Chewning (FUR), 1960  
.419, Steve Meredith (ETSU), 1988  
.419, Ross Heffley (WCU), 2011  
.418, Tony Martin (ETSU), 1983  
.418, Casey Jones (Elon), 2014  
.417, Richard Wieters (CIT), 1976  
.417, Allen Griffin (DAV), 1981  
.416, Kim Arey (APP), 1981  
.416, Ryan Gordon (UNCG), 2003  
.415, Scott Musgrave (APP), 1996  
.415, D.J. Wabick (COFC), 2005  
.414, Terry Smith (FUR), 1982  
.414, Griffin Benedict (GSU), 2009  
.413, Buster Holland (CIT), 1969  
.413, Matt Raleigh (WCU), 1991

.412, Byron Barber (COFC), 2004  
.410, Alan Lewis (DAV), 1986  
.410, Byron Barber (COFC), 2004  
.410, Cory Harrilchak (Elon), 2008  
.409, Robbie Morrison (MAR), 1986  
.409, Lee Curtis (COFC), 2002  
.407, Freddie Hailey (WCU), 1986  
.407, James Payne (GSU), 2005  
.406, Charles Thomas (WCU), 1999  
.406, Lee Curtis (COFC), 2002  
.405, Greg Johnson (WCU), 1983  
.405, Clint Fairey (WCU), 1987  
.404, Bill Marovic (WVU), 1964  
.404, Wes Hobson (APP), 2010  
.403, Dave Turgeon (DAV), 1987  
.403, Anthony Jenkins (CIT), 1990  
.402, Kip Hagwood (CIT), 1980  
.402, Pat Irvine (Elon), 2009  
.401, Willando Ficklin (GSU), 1992  
.401, Jody Henson (WCU), 1995  
.401, Jeremy Bruce (WCU), 1997  
.401, Brandon Waring (WOF), 2007  
.401, Reese Wade (FUR), 2008  
.400, Tom Sams (APP), 1981  
.400, Mel Kinsey (WCU), 1981  
.400, Greg Dowling (GSU), 2005  
.400, Chance Smith (CIT), 2005  
.400, Andrew Moritz (UNCG), 2016

#### Games played

70, David Hyatt (WCU), 1985  
67, Will Coker (CIT), 2004  
67, Chris Ard (CIT), 2004  
67, Chip Cannon (CIT), 2004  
66, Jon Aughey (CIT), 2004  
66, Garrick Haltiwanger (CIT), 1994  
66, David Beckley (CIT), 1994  
66, Jermaine Shuler (CIT), 1994  
66, Josh Stackley (CIT), 2004  
65, David Greene (CIT), 2010  
65, Kyle Jordan (CIT), 2010  
65, William Ladd (CIT), 2010  
65, Justin Mackert (CIT), 2010

#### At-bats

274, Jemel Spearman (GSU), 2002  
274, Josh Stackley (CIT), 2004  
273, Brett Gardner (COFC), 2005  
273, Michael Burruss (GSU), 2011  
272, Mason Davis (CIT), 2013  
272, Chris Walker (GSU), 2002  
271, Alex Swim (Elon), 2013  
270, Cole Rakar (COFC), 2010  
269, Chris Campbell (COFC), 2005  
269, Nick Liles (WCU), 2008

#### Runs scored

88, Joey Bergman (COFC), 2009  
85, Brett Gardner (COFC), 2005  
84, Oliver Marmol (COFC), 2007  
84, Chris Shehan (GSU), 2008  
83, Eric Johnson (WCU), 1999  
82, Jeremy Bruce (WCU), 1997  
81, Chris Morris (CIT), 2000  
80, Jeremie Tice (COFC), 2008  
79, Chris Walker (GSU), 2002  
79, Cory Harrilchak (Elon), 2009

#### Hits

122, Brett Gardner (COFC), 2005  
108, D.J. Wabick (COFC), 2005  
107, Matt Easterday (GSU), 2000  
107, Byron Barber (COFC), 2004  
104, Sonny Meade (CIT), 2009  
102, Chris Campbell (COFC), 2005  
102, Chris Campbell (COFC), 2007  
102, Brent Greer (WCU), 2009  
102, Cole Rakar (COFC), 2010  
101, Keith LeClair (WCU), 1988  
101, Kevin Bellomo (WCU), 1991

#### Doubles

31, Caleb Moore (ETSU), 2004  
30, David Rubinstein (APP), 2007  
27, D.J. Wabick (COFC), 2005  
27, Tyler White (WCU), 2013  
27, Conor Clancey (WOF), 2015  
26, Dustin Langley (GSU), 2000  
26, Rod Goldston (WCU), 2003  
26, Lee Curtis (COFC), 2003  
26, Cole Rakar (COFC), 2010  
26, Saxon Butler (SAM), 2011  
25, Tyson Whitley (GSU), 1995  
25, Alex Tolbert (WCU), 1996  
25, Aaron Haigler (CIT), 1998  
25, Andy Baxter (ETSU), 2001  
25, Joey Bergman (COFC), 2009  
25, Hunter Swilling (SAM), 2016

#### Triples

11, Lee Curtis (COFC), 2003  
10, Dave Cardwell (ETSU), 1979  
10, Mike Johnson (UTC), 1981  
10, Marcos Velazquez (ETSU), 1982  
10, Chris Swauger (CIT), 2006  
10, Andrew Moritz (UNCG), 2018  
9, Lee Curtis (COFC), 2002  
9, Brett Gardner (COFC), 2004  
8, Don Herman (GWU), 1959  
8, Bryan Snyder (ETSU), 1981  
8, Chris Campbell (COFC), 2007  
8, Chris Dove (Elon), 2007



# SOCON RECORD BOOK

## Home runs

30, Victor Roache (GSU), 2011  
27, Brandon Waring (WOF), 2007  
26, Tommy Peterman (GSU), 1996  
26, Steve Harris (WCU), 1999  
26, Michael Harrington (COFC), 2008  
25, Clint Fairey (WCU), 1988  
25, Matt Raleigh (WCU), 1992  
25, Jeremie Tice (COFC), 2008  
23, Chase Austin (Elon), 2009  
23, Brandon Miller (SAM), 2012  
23, Kel Johnson (MER), 2019

## Grand slams

3, John Piepenbrink (MAR), 1990  
3, Dominic Franchini (FUR), 2002  
3, Todd Buchanan (WCU), 2003  
3, A.J. Wirnsberger (GSU), 2008  
3, Isaac Harrow (APP), 2009  
3, Victor Roache (GSU), 2011  
3, Saxon Butler (SAM), 2011  
3, Trey Truitt (MER), 2015

## Runs batted in

88, Matt Leeds (COFC), 2010  
87, Chris Campbell (COFC), 2005  
86, Philip Hartig (CIT), 2000  
84, Chris Moore (WCU), 1999  
84, Scott Henley (GSU), 2001  
84, Kenny Smith (WCU), 2007  
84, Victor Roache (GSU), 2011  
83, Jody Pollock (GSU), 1999  
83, Jeremie Tice (COFC), 2008  
82, Tommy Peterman (GSU), 1996  
82, Chris Campbell (COFC), 2007  
82, Michael Harrington (COFC), 2008  
82, Brandon Sizemore (COFC), 2008  
82, Bennett Davis (ELON), 2008

## Total bases

192, Jeremie Tice (COFC), 2008  
189, Brandon Waring (WOF), 2007  
189, Kenny Smith (WCU), 2007  
187, Tommy Peterman (GSU), 1996  
187, Matt Easterday (GSU), 2000  
187, Chris Shehan (GSU), 2008  
179, Keith LeClair (WCU), 1988  
179, Victor Roache (GSU), 2011  
178, Chase Austin (Elon), 2009  
175, Philip Hartig (CIT), 2000  
175, Chris Campbell (COFC), 2007

## Slugging percentage

.897, Mike Nipper (ETSU), 1983  
.865, Greg Weddle (VMI), 1985  
.851, Brandon Waring (WOF), 2007  
.838, Jeremie Tice (COFC), 2008  
.835, Chris Shehan (GSU), 2008  
.810, George Weicker (DAV), 1975  
.804, Pete Camelo (APP), 2008  
.789, Pat Irvine (Elon), 2009  
.786, Dave Turgeon (DAV), 1987  
.781, Ty Wright (GSU), 2008

## On-base percentage (since 2000)

.557, Chris Shehan (GSU), 2008  
.551, Joey Bergman (CofC), 2009  
.535, Kyle Lewis (MER), 2016  
.533, Jay Heafner (DAV), 2005  
.533, Pat Irvine (Elon), 2009  
.531, Blake Murphy (WCU), 2008  
.528, Griffin Benedict (GSU), 2009  
.520, Chris McGuiness (CIT), 2009  
.518, Brandon Waring (WOF), 2007  
.515, Alan Beck (WCU), 2001

## Stolen bases

84, Chris Morris (CIT), 2000  
52, Chris Morris (CIT), 1999  
50, Antoine Moran (GSU), 1996  
49, Terrence Smalls (CIT), 1998  
48, Chris Walker (GSU), 2002  
46, Tim Jones (CIT), 1985  
46, Eric Johnson (WCU), 1999  
46, Billy Colome (COFC), 1999  
43, Shawn Payne (GSU), 2010  
41, Chris Walker (GSU), 2001  
41, Hunter Burton (FUR), 2014

## Strikeouts

84, Ryan Hatten (VMI), 2019  
76, Drew Ellis (CIT), 2015  
74, Justin Hilt (Elon), 2009  
74, Jordan Fucci (SAM), 2019  
73, Andrew Pope (DAV), 2014  
73, Tripp Martin (SAM), 2014  
73, Michael Diodato (VMI), 2017  
72, Kel Johnson (MER), 2019  
72, Angelo DiSpigna (MER), 2019  
70, Chad Hayes (UNCG), 2001  
70, Brad Felder (CIT), 2010

## Walks

71, Chip Cannon (CIT), 2004  
66, Kyle Lewis (MER), 2016  
65, Chris McGuiness (CIT), 2009  
63, Dan McDonnell (CIT), 1992  
62, Dan McDonnell (CIT), 1990  
62, Chris Moore (WCU), 1998  
61, Ricky Orton (UNCG), 2008  
61, Rob Kral (CofC), 2011  
59, Matt Raleigh (WCU), 1992  
59, Sy Jones (GSU), 1995  
59, Alex Tolbert (WCU), 1997

## Hit by pitch

32, Gary Morris (Elon), 2005  
29, Graham Maiden (COFC), 2007  
26, Byron Barber (COFC), 2004  
26, Chris Barker (UNCG), 2010  
25, Cameron Dullnig (WCU), 2010  
25, Ryan Smoot (VMI), 2019  
24, James Payne (GSU), 2003  
24, Byron Barber (COFC), 2004  
24, Griffin Benedict (GSU), 2009  
23, Andrew Orzel (WOF), 2018

## Sacrifice hits

22, Jackson Ware (MER), 2017  
21, Brett Gardner (COFC), 2004  
20, Ben Morgan (GSU), 2011  
18, Bobby Martin (UNCG), 2011  
18, Alec Paradowski (WOF), 2013  
17, Brett Gardner (COFC), 2005  
17, Charlie Madden (MER), 2016  
16, Adam Weaver (Elon), 2007  
16, Brad Moss (SAM), 2011  
15, Will Coker (CIT), 2004  
15, Jess Easterling (COFC), 2004  
15, Andrew Greene (FUR), 2005  
15, Oliver Marmol (COFC), 2006  
15, Eric Brindle (UNCG), 2011  
15, Brad Moss (SAM), 2012  
15, Hughston Armstrong (CIT), 2014  
15, Kyle Dockus (MER), 2019

## Sacrifice flies

12, Tim Carrier (UNCG), 2008  
11, Chris Campbell (COFC), 2006  
11, Collin Woody (UNCG), 2016  
10, Kirk Strebin (UNCG), 2003  
9, Will Callaway (APP), 2013  
9, Tavy Smalls (CIT), 2000  
9, Chris Campbell (COFC), 2007  
8, Tommy Peterman (GSU), 1996  
8, Jess Easterling (COFC), 2004  
8, Chris Price (Elon), 2006  
8, Ryan Addison (Elon), 2006  
8, Gregory Zage (DAV), 2006  
8, Jordy Snyder (Elon), 2007  
8, Ryan Adams (Elon), 2010  
8, Stephen Notaro (WCU), 2011  
8, Trevor Edwards (UNCG), 2013  
8, Mason Davis (CIT), 2014  
8, Bryson Bowman (WCU), 2017  
8, Brett Rodriguez (WOF), 2018  
8, Lawson Hill, (WOF), 2019

## Hitting streaks

29, Billy Colome (COFC), 1999  
29, Mason Meredith (SAM), 2009  
28, Garrick Haltiwanger (CIT), 1995-96  
28, Matt Easterday (GSU), 2000  
27, Phil King (FUR), 1964-65  
27, Scott Lyman (WCU), 1992-93  
27, Chris Ard (CIT), 2003  
27, A.J. Davidiuk (FUR), 2004-05  
27, Rand Smith (APP), 2009  
27, Will Callaway (APP), 2013  
27, Bryson Bowman (WCU), 2017

# SOCON RECORD BOOK

## INDIVIDUAL CAREER BATTING

### 250-HIT CLUB

360, Philip Hartig (CIT), 1998-01  
355, Chris Campbell (CofC), 2004-07  
355, Sonny Meade (CIT), 2006-09  
354, Ross Heffley (WCU), 2009-12  
339, Eric Phillips (GSU), 2009-12  
336, Barrett Shaft (WCU), 2005-08  
326, Scott Henley (GSU), 1998-01  
322, Nick Orvin (CIT), 2009-12  
318, Wes Hobson (APP), 2007-10  
314, Chris Swauger (CIT), 2005-08  
312, Greg Dowling (GSU), 2003-06  
311, Chris Moore (WCU), 1996-99  
310, Bryan Altman (CIT), 2007-10  
302, Matt Raleigh (WCU), 1989-92  
297, Brett Gardner (CofC), 2002-05  
296, Chris Ard (CIT), 2002-05  
296, Alex Swim (Elon), 2010-13  
295, Terrence Smalls (CIT), 1995-98  
291, Bo Betchman (CIT), 1994-97  
289, Phillip Coker (CofC), 2003-06  
288, Derek Norman (FUR), 2001-04  
287, Tyler White (WCU), 2010-13

286, Freddie Hailey (WCU), 1984-87  
285, Alan Beck (WCU), 2000-03  
284, Clint Fairey (WCU), 1986-89  
283, Hector Crespo (APP), 2010-13  
277, A.J. Wirnsberger (GSU), 2007-10  
275, Griffin Benedict (GSU), 2006-09  
272, Tim Frend (DAV), 1999-02  
271, Todd Roper (WCU), 2001-04  
271, Austin Edens (SAM), 2015-18  
270, Mike Tidick (WCU), 1991-94  
270, Bradley Strong (WCU), 2012-15  
268, Tyler Zupcic (APP), 2010-12, 2014  
266, Jon Aughey (CIT), 2002-05  
265, Mac Doyle (WOF), 2009-12  
264, Skip Nelloms (WCU), 1985-88  
264, Brett Spivey (CofC), 2000-03  
264, A.J. Davidiuk (FUR), 2003-06  
264, Nick Liles (WCU), 2007-09  
264, Aaron Attaway (WCU), 2011-14  
264, T.J. Dixon (SAM), 2014-17  
263, Mike Carson (WCU), 1984-87  
263, Trey Truitt (MER), 2015-18

263, Caleb Webster (UNCG), 2017-20  
262, Martin Barrow (WCU), 1995-98  
262, Ryan Gordon (UNCG), 2000-04  
262, Jordan Simpson (FUR), 2013-16  
261, Rod Goldston (WCU), 2000-03  
260, Shane Kirkley (WOF), 2005-08  
260, Isaac Harrow (APP), 2006-09  
260, Chris Ohmstede (FUR), 2012-15  
260, Chris Cook (ETSU)  
259, Cole Rakar (CofC), 2008-11  
258, Chris Catanzaro (VMI), 1998-01  
258, Matt Matulia (CIT), 2003-06  
257, David Beckley (CIT), 1993-96  
257, Josh Stackley (CIT), 2002-05  
257, James Foster (WOF), 2009-12  
256, Will Muzika (FUR), 2010-13  
254, Chris Shehan (GSU), 2006-08  
253, Aaron Maher (ETSU), 2015-18  
252, Andrew Moritz (UNCG), 2016-18  
251, Tyson Whitley (GSU), 1994-97  
250, Jay Heafner (DAV), 2003-06

### Games played

242, Matt Raleigh (WCU), 1989-92  
240, Chris Campbell (CofC), 2004-07  
239, Philip Hartig (CIT), 1998-01  
239, Alex Swim (Elon), 2010-13  
238, Terrence Smalls (CIT), 1995-98  
238, Bryan Altman (CIT), 2007-10  
237, Chris Swauger (CIT), 2005-08  
236, David Beckley (CIT), 1993-96  
236, Bo Betchman (CIT), 1994-97  
236, Matt Matulia (CIT), 2003-06  
236, Nick Orvin (CIT), 2009-12

### At-bats

1,005, Nick Orvin (CIT), 2009-12  
999, Chris Campbell (CofC), 2004-07  
983, Philip Hartig (CIT), 1998-01  
974, Alex Swim (Elon), 2010-13  
969, Bryan Altman (CIT), 2007-10  
963, Sonny Meade (CIT), 2006-09  
934, Chris Swauger (CIT), 2005-08  
933, Ross Heffley (WCU), 2009-12  
928, Barrett Shaft (WCU), 2005-08  
927, Eric Phillips (GSU), 2009-12

### Runs scored

251, Matt Raleigh (WCU), 1989-92  
240, Chris Moore (WCU), 1996-99  
229, Philip Hartig (CIT), 1998-01  
223, Wes Hobson (APP), 2007-10  
222, Terrence Smalls (CIT), 1995-98  
217, Nick Orvin (CIT), 2009-12  
216, Freddie Hailey (WCU), 1984-87  
216, Alan Beck (WCU), 2000-03  
214, Brett Gardner (CofC), 2002-05  
211, Chris Swauger (CIT), 2005-08

### Doubles

79, Chris Campbell (CofC), 2004-07  
78, Wes Hobson (APP), 2007-10  
75, Philip Hartig (CIT), 1998-01  
71, Chris Catanzaro (VMI), 1998-01  
71, Chris Swauger (CIT), 2005-08  
70, Rod Goldston (WCU), 2000-03  
70, Sonny Meade (CIT), 2006-09  
68, Chris Moore (WCU), 1996-99  
65, Isaac Harrow (APP), 2006-09  
64, Bryan Altman (CIT), 2007-10  
64, Tyler White (WCU), 2010-13

### Triples

23, Andrew Moritz (UNCG), 2016-18  
20, Lee Curtis (CofC), 2002-03  
19, Tony Martin (ETSU), 1980-83  
18, Corey Overholtzer (UNCG), 2007-10  
18, Bradley Strong (WCU), 2012-15  
17, Konstantine Diamaduros (WOF), 2009-12  
16, Ryan Gordon (UNCG), 2000-04  
16, Brett Gardner (CofC), 2002-05  
16, Chris Swauger (CIT), 2005-08  
15, Martin Barrow (WCU), 1995-98  
15, Mac Doyle (WOF), 2009-12  
15, T.J. Dixon (SAM), 2014-17  
15, Kody Ruedisili (WOF), 2014-17



*Western Carolina's Matt Raleigh (34) is the SoCon's career leader in games played (242), home runs (68) and runs scored (251). Raleigh played for the Cata-mounts from 1989-92.*

# SOCON RECORD BOOK



*The Citadel's Philip Hartig (1998-2001) finished his career as the SoCon's all-time hits leader with 360.*

## Home runs

68, Matt Raleigh (WCU), 1989-92  
 64, Philip Hartig (CIT), 1998-01  
 61, Clint Fairey (WCU), 1986-89  
 52, Austin Edens (SAM), 2015-18  
 51, Mike Nipper (ETSU), 1981-83  
 51, Tommy Peterman (GSU), 1994-96  
 51, Alex Tolbert (WCU), 1994-97  
 50, Chris Moore (WCU), 1996-99  
 50, Scott Henley (GSU), 1998-01  
 50, Shane Kirkley (WOF), 2005-08

## Grand slams

5, Todd Buchanan (WCU), 2000-03  
 5, Victor Roache (GSU), 2010-12  
 4, Greg Dowling (GSU), 2003-06  
 4, Adam Martin (WCU), 2011-14  
 4, Trey Truitt (MER), 2015-18  
 3, Billy Masse (DAV), 1985-87  
 3, John Piepenbrink (MAR), 1987-90  
 3, Tim Frend (DAV), 1999-02  
 3, Dominic Franchini (FUR), 2001-04  
 3, Chip Cannon (CIT), 2001-04  
 3, Isaac Harrow (APP), 2006-09  
 3, A.J. Wirnsberger (GSU), 2007-10  
 3, Saxon Butler (SAM), 2011-12  
 3, Phillip Ervin (SAM), 2011-13  
 3, Dillon Stewart (UNCG), 2014, 16-17  
 3, Austin Edens (SAM), 2015-18

## Total bases

655, Philip Hartig (CIT), 1998-01  
 580, Matt Raleigh (WCU), 1989-92  
 566, Chris Campbell (CofC), 2004-07  
 545, Chris Moore (WCU), 1996-99  
 539, Scott Henley (GSU), 1998-01  
 532, Ross Heffley (WCU), 2009-12  
 531, Chris Swauger (CIT), 2005-08  
 504, Wes Hobson (APP), 2007-10  
 490, A.J. Wirnsberger (GSU), 2007-10  
 488, Alan Beck (WCU), 2000-03

## Runs batted in

290, Philip Hartig (CIT), 1998-01  
 290, Chris Campbell (CofC), 2004-07  
 254, Chris Moore (WCU), 1996-99  
 239, Matt Raleigh (WCU), 1989-92  
 236, Scott Henley (GSU), 1998-01  
 222, Alan Beck (WCU), 2000-03  
 222, Ross Heffley (WCU), 2009-12  
 218, A.J. Wirnsberger (GSU), 2007-10  
 212, Skip Nelloms (WCU), 1985-88  
 207, Sonny Meade (CIT), 2006-09

## Batting average (minimum 250 AB)

.433, Bill White (CIT), 1980-82  
 .406, Andrew Moritz (UNCG), 2016-18  
 .404, Randy Ingle (APP), 1977-79  
 .404, Lee Curtis (CofC), 2002-03  
 .403, Keith Ebersole (WCU), 1977-78  
 .390, Robie Peele (APP), 1981-83  
 .388, Greg Hill (MAR), 1980-83  
 .388, Clint Fairey (WCU), 1986-89  
 .388, Joey Bergman (CofC), 2007-10  
 .383, Billy Masse (DAV), 1985-87  
 .383, Byron Barber (CofC), 2004-05

## Slugging percentage (minimum 250 AB)

.742, Lee Curtis (CofC), 2002-03  
 .726, Todd Greene (GSU), 1992-93  
 .710, Billy Masse (DAV), 1985-87  
 .704, Kyle Lewis (MER), 2015-16  
 .693, Matt Raleigh (WCU), 1989-92  
 .690, Tony Welborn (APP), 1983-86  
 .682, Brandon Waring (WOF), 2005-07  
 .680, Ed Dubiel (APP), 1986-87  
 .667, Philip Hartig (CIT), 1998-01  
 .665, Matt Leeds (CofC), 2008, 10-11

## Stolen bases

147, Chris Morris (CIT), 1998-00  
 115, Terrence Smalls (CIT), 1995-98  
 106, Antoine Moran (GSU), 1994-97  
 103, David Beckley (CIT), 1993-96  
 103, Chris Walker (GSU), 1999-02  
 101, Hector, Crespo (APP), 2010-13  
 100, David Groseclose (VMI), 1992-95  
 99, Dan McDonnell (CIT), 1989-92  
 96, Jody Wade (FUR), 1996-99  
 96, Brett Gardner (CofC), 2002-05

## Strikeouts

246, Kyle Jordan (CIT), 2007-10  
 239, Trey Truitt (MER), 2015-18  
 224, Collin Fleischer (VMI), 2015-18  
 214, Jason Randall (CIT), 2000-03  
 208, Andrew Barna (DAV), 2010-13  
 198, Austin Edens (SAM), 2015-18  
 195, Jon Aughey (CIT), 2002-05  
 193, David Beckley (CIT), 1993-96  
 190, Mac Doyle (WOF), 2009-12  
 186, Brett Anderson (CofC), 2002-05

## Walks

185, Dan McDonnell (CIT), 1989-92  
 174, Bo Betchman (CIT), 1994-97  
 156, Chip Cannon (CIT), 2001-04  
 149, Sy Jones (GSU), 1993-96  
 147, Alec Paradowski (WOF), 2013-16  
 144, Chris Moore (WCU), 1996-99  
 144, Blake Murphy (WCU), 2005-08  
 142, Alan Beck (WCU), 2000-03  
 140, Chris Swauger (CIT), 2005-08  
 138, Brendan Gilligan (GSU), 2000-03

## Hit by pitch

62, J.R. Revere (GSU), 1999-02  
 56, James Payne (GSU), 2002-05  
 54, Oliver Marmol (CofC), 2005-07  
 53, Griffin Benedict (GSU), 2006-09  
 53, Drew DeKerlegand (CIT), 2011-14  
 52, Neal Pritchard (Elon), 2008-11  
 51, Daryl Byrd (CIT), 1999-01  
 51, Brett Anderson (CofC), 2002-05  
 50, Carlos Love (GSU), 2000-03  
 49, Keith Munns (WOF), 2005-08

## Sacrifice hits

53, Brett Gardner (CofC), 2002-05  
 51, Jackson Ware (MER), 2015-18  
 50, Brad Moss (SAM), 2009-12  
 44, Kyle Jordan (CIT), 2007-10  
 42, Ben Morgan (GSU), 2011-14  
 38, Jess Easterling (CofC), 2004-06  
 38, Andrew Greene (FUR), 2003-06  
 38, Oliver Marmol (CofC), 2005-07  
 37, Ben Morgan (GSU), 2011-13  
 36, Brian Pierce (GSU), 2006-09  
 36, Charlie Madden (MER), 2015-17

## Sacrifice flies

28, Chris Campbell (CofC), 2004-07  
 22, Sonny Meade (CIT), 2006-09  
 21, Brandon Burns (GSU), 2001-04  
 20, Chris Price (Elon), 2004-06  
 19, Alex Swim (Elon), 2010-13  
 18, Jacob Hoyle (WCU), 2012-15  
 17, Isaac Harrow (APP), 2006-09  
 17, Ray Quinones (UNCG), 2008-11  
 17, Neal Pritchard (Elon), 2008-11  
 17, Eric Phillips (GSU), 2009-12  
 17, Konstantine Diamaduros (WOF), 2009-12  
 17, Trevor Edwards (UNCG), 2009, 2011-13  
 17, Will Callaway (APP), 2011-13  
 17, Jacob Hoyle (WCU), 2012-14  
 17, Collin Woody (UNCG), 2015-16

# SOCON RECORD BOOK

## INDIVIDUAL SEASON PITCHING

### 10-WIN CLUB

15, Julio Ayala (GSU), 1996  
12, Mike Cherry (CIT), 1983  
12, Pete Hardee (APP), 1984  
12, Scott Gay (WCU), 1985  
12, Will Ertel (FUR), 1991  
12, Jason Beverlin (WCU), 1993  
12, Matt Baber (ETSU), 1999  
12, David Ray (GSU), 2000  
12, Scooter Michael (UNCG), 2002  
12, Ryan Johnson (COFC), 2004  
12, Jonathan Ellis (CIT), 2004  
12, Asher Wojciechowski (CIT), 2010  
12, Josh Martin (SAM), 2012  
11, Moe Bauer (WF), 1950  
11, Joe Graves (ETSU), 1981  
11, Greg Wilcox (DAV), 1988  
11, Jack Kimel (WCU), 1990  
11, Phillip Grundy (WCU), 1991  
11, Jason Beverlin (WCU), 1994  
11, William Rushing (GSU), 1995  
11, Chris Pollard (DAV), 1995  
11, Mark DiFelice (WCU), 1998  
11, Ron Colvard (CIT), 2000  
11, Ian Ostlund (VMI), 2000  
11, Brett Lewis (GSU), 2002  
11, George Lehr (WOF), 2002  
11, Ryan Johnson (COFC), 2002  
11, Tom Mastny (FUR), 2003  
11, Jarrett Santos (UNCG), 2003  
11, Nick Chigges (COFC), 2006  
11, Nick Chigges (COFC), 2007  
11, Ben Austin (WOF), 2007  
11, Chris Mederos (GSU), 2009  
11, Ryan Arrowood (APP), 2012  
11, Alex Ledford (SAM), 2014  
10, Jim Heise (WVU), 1955  
10, John Katona (FUR), 1971  
10, Doug Pounder (CIT), 1971  
10, Mickey Britt (ECU), 1976  
10, Jerry Reed (WCU), 1977  
10, Jeff Andrews (ETSU), 1981  
10, Scott Gay (WCU), 1984  
10, Keith Smith (WCU), 1986  
10, Ken Britt (CIT), 1990  
10, Jack Kimel (WCU), 1992  
10, Britt Reames (CIT), 1995  
10, Mark DiFelice (WCU), 1997  
10, Rodney Hancock (CIT), 1999  
10, Matt Baber (ETSU), 2000  
10, Derrick Hawk (WCU), 2003  
10, Jeremy Hall (ETSU), 2005  
10, Matt Chastain (Elon), 2006  
10, Patrick Curran (UNCG), 2006  
10, Everett Teaford (GSU), 2006  
10, Garrett Sherrill (APP), 2007  
10, Steven Hensley (Elon), 2008  
10, Jimmy Reyes (Elon), 2010  
10, Matt Pegler (CofC), 2012  
10, Charles Basford (SAM), 2012  
10, Matthew Milburn (WOF), 2015  
10, Will Gaddis (FUR), 2016  
10, Matt Frisbee (UNCG), 2018  
10, Robert Broom (MER), 2018  
10, Hayes Heinecke (WOF), 2019

### 100-STRIKEOUT CLUB

172, William Rushing (GSU), 1995  
159, Brian Wiley (CIT), 1998  
159, Brian Rogers (CIT), 1998  
155, Asher Wojciechowski (CIT), 2010  
154, Jason Beverlin (WCU), 1994  
150, Brian Wiley (CIT), 1999  
143, Julio Ayala (GSU), 1996  
142, JP Sears (CIT), 2017  
137, Adam Scott (WOF), 2018  
135, Britt Reames (CIT), 1994  
135, Chris Mason (UNCG), 2005  
132, Mike Cherry (CIT), 1983  
132, Zak Kent (VMI), 2019  
131, Jonathan Ellis (CIT), 2004  
127, Dick Almes (CIT), 1959  
124, Clark Maxwell (WCU), 1995  
124, Austin Cox (MER), 2018  
123, John Radosevich (WVU), 1964  
123, Britt Reames (CIT), 1995  
123, Rodney Hancock (CIT), 1999  
122, Brett Lewis (GSU), 1999  
122, Brett Lewis (GSU), 2002  
122, Everett Teaford (GSU), 2006  
120, John Radosevich (WVU), 1965  
120, Justin Hess (GSU), 2013  
119, Paul Chuma (WVU), 1959  
118, Scott Gay (WCU), 1985  
118, Dennis Dove (GSU), 2003  
118, Everett Teaford (GSU), 2005  
116, Matt Frisbee (UNCG), 2018  
115, David Ray (GSU), 2000  
115, Chris Beck (GSU), 2012  
115, James Reeves (CIT), 2015  
114, Luke Leftwich (WOF), 2015  
114, Chase Walter (WCU), 2019  
113, Smitty Holland (CIT), 1966  
113, William Rushing (GSU), 1994  
113, Ryan Gordon (UNCG), 2000  
113, Everett Teaford (GSU), 2004  
113, Chris Mederos (GSU), 2009  
112, Nick Chigges (COFC), 2007  
112, Josh Winder (VMI), 2017  
111, Jim Heise (WVU), 1955  
111, David Ray (GSU), 2000  
111, Robert Broom (MER), 2018  
110, Hank Bunnell (GWU), 1970  
110, Mark DiFelice (WCU), 1998  
109, John Katona (FUR), 1971  
109, Jeff Keppen (GSU), 1997  
109, Chris Beck (GSU), 2011  
109, Jeremy Null (WCU), 2013  
108, Bryan Sammons (WCU), 2017  
108, Adam Scott (WOF), 2017  
107, Reid Casey (ETSU), 2001  
107, Steven Hensley (Elon), 2007  
107, Brandon Yarusi (WOF), 2012  
107, Jimmy Nesselst (ETSU), 2015  
106, Percy Sensabaugh (VMI), 1964  
106, Tim Barr (DAV), 1977  
106, Mike Cherry (CIT), 1982  
106, Jason Beverlin (WCU), 1993  
106, Jarrett Santos (UNCG), 2003  
106, Tom Mastny (FUR), 2003  
105, Jerry Meadows (WVU), 1967  
105, Hal Baird (ECU), 1971  
104, Gettys Glaze (CIT), 1992  
104, Ryan Cummings (GSU), 1997  
104, Matt Baber (ETSU), 2000  
103, Tom Mastny (FUR), 2003  
103, John Carroll (GSU), 2003  
103, Matthew Milburn (WOF), 2016  
102, Clark Maxwell (WCU), 1997  
102, Jared Burton (WCU), 2002  
102, Jesse Morris (WOF), 2013  
101, Clark Maxwell (WCU), 1996  
101, Taft Cable (UNCG), 2000  
101, Graham Godfrey (COFC), 2006  
101, Jimmy Reyes (Elon), 2009  
100, Matt Spade (MAR), 1994  
100, Nick Chigges (COFC), 2006  
100, Brendan Nail (WCU), 2017  
100, Taylor Purus (WCU), 2018

### Innings pitched

160.0, William Rushing (GSU), 1995  
152.0, Julio Ayala (GSU), 1996  
136.1, Jonathan Ellis (CIT), 2004  
133.2, Matt Baber (ETSU), 2000  
132.1, Will Ertel (FUR), 1991  
126.1, Brett Lewis (GSU), 2002  
125.2, Asher Wojciechowski (CIT), 2010  
125.0, Ryan Basner (WCU), 2003  
124.1, Jason Beverlin (WCU), 1994  
124.0, Tom Mastny (FUR), 2003

### Appearances

48, Zach Sherrill (CIT), 2013  
47, Jason Richman (GSU), 2014  
42, Todd Lee (GSU), 1997  
41, Jarrett Santos (UNCG), 2003  
41, Zach Lavery (CIT), 2015  
41, Conard Broom (MER), 2016  
40, Mike Manning (WCU), 1994  
40, Ted Toler (UNCG), 2001  
40, David Rivera (CIT), 2013  
40, Matt McCall (GSU), 2014

### Starts

22, Julio Ayala (GSU), 1996  
20, William Rushing (GSU), 1995  
19, Matt Baber (ETSU), 2000  
19, Austin Redwine (WOF), 2007  
19, Chris Beck (GSU), 2011  
18, Clint Sauls (GSU), 1998  
18, Everett Hancock (UNCG), 2000  
18, Corey Ethridge (FUR), 2000  
18, Brett Lewis (GSU), 2000  
18, Everett Hancock (UNCG), 2001  
18, Tom Mastny (FUR), 2002  
18, Ryan Basner (WCU), 2003  
18, Jonathan Ellis (CIT), 2004  
18, Jeremy Hall (ETSU), 2005  
18, Austin Redwine (WOF), 2006  
18, Ben Austin (WOF), 2007  
18, Bryan Sammons (WCU), 2016

# SOCON RECORD BOOK

## Losses

13, Taylor Purus (WCU), 2018  
 12, Ben Hager (APP), 2000  
 11, Danny Clark (ETSU), 1990  
 11, Duke Acors (VMI), 2002  
 11, Nick Peterson (APP), 2003  
 10, Richard Godsey (FUR), 1966  
 10, Chris Johnson (ETSU), 1985  
 10, Heath Doyle (ETSU), 1998  
 10, Kyle Hadden (WOF), 2000  
 10, George Lehr (WOF), 2000  
 10, Phil Hendrix (VMI), 2002  
 10, Kyle Shiplett (APP), 2002  
 10, Jarrod Rampey (WOF), 2003  
 10, Jonathan Reeder (APP), 2005  
 10, Rob Wilson (DAV), 2007  
 10, Warren Slack (UNCG), 2010  
 10, Adam Jewell (VMI), 2019

## Earned run average (min. 30 IP)

0.45, Denny Taylor (WVU), 1968  
 0.56, Ron Hastings (ECU), 1970  
 0.60, Mike Sullivan (MAR), 1980  
 0.65, Vaughn Kovach (WVU), 1966  
 0.67, Percy Sensabaugh (VMI), 1964  
 0.69, Roger Hatcher (UR), 1973  
 0.83, Terry Deavers (FUR), 1969  
 0.85, Marshall Dellinger (ECU), 1967  
 0.85, Dan Kyslinger (WCU), 1992  
 0.87, Richardson (W&M), 1971

## Complete games

11, Howard Bryan (DAV), 1966  
 11, Rick Pipan (DAV), 1971  
 11, Will Ertel (FUR), 1991  
 11, Chris Pollard (DAV), 1995  
 11, Matt Baber (ETSU), 1999  
 10, Blair Thomas (VMI), 1951  
 10, John Katona (FUR), 1970  
 10, John Katona (FUR), 1971  
 10, Joel Tew (DAV), 1975  
 10, Tim Barr (DAV), 1977  
 10, Jonathan Coulombe (DAV), 1997

## Walks

81, Kyle Hadden (WOF), 2000  
 71, Brian Chapman (APP), 2002  
 69, Ray Yeoman (CIT), 1972  
 69, Kirk Burnett (FUR), 1985  
 66, William Rushing (GSU), 1995  
 65, Scott Weaver (DAV), 1985  
 65, Jamie Furr (CIT), 1988  
 65, George Lehr (WOF), 2000  
 64, Tim Purcell (DAV), 1978  
 64, Travis Trammell (WOF), 2000

## Shutouts

5, Gettys Glaze (CIT), 1992  
 4, Frank Griffith (UR), 1962  
 4, Dick Balderson (UR), 1967  
 4, Jim Raynor (ECU), 1967  
 4, Ron Hastings (ECU), 1969  
 4, Mike Pendleton (CIT), 1978  
 4, Frank Galloway (CIT), 1979  
 4, Jeff Andrews (ETSU), 1980  
 4, Jeff Montgomery (MAR), 1981

## Saves

17, Paul Thornton (GSU), 1993  
 17, Thomas Girdwood (Elon), 2009  
 16, Nathan Hyatt (APP), 2012  
 15, Brett Harker (COFC), 2005  
 15, Josh McLaughlin (COFC), 2006  
 15, Link Saunders (CIT), 2006  
 15, Andrew Jones (SAM), 2011  
 15, Skylar Hunter (CIT), 2014  
 15, Will Stillman (WOF), 2015  
 14, Mike Manning (WCU), 1994  
 14, Preston Hatcher (WCU), 2013  
 14, Andres Gracia (SAM), 2014

## Strikeouts per 9 innings

15.0, John Radosevich (WVU), 1963  
 14.9, Tod Lee (GSU), 1996  
 14.7, Paul Chuma (WVU), 1959  
 14.2, Percy Sensabaugh (VMI), 1964  
 14.1, Smitty Holland (CIT), 1966  
 14.1, Buster Holland (CIT), 1966  
 14.1, Brian Wiley (CIT), 1998  
 14.0, John Radosevich (WVU), 1965  
 13.8, Tod Lee (GSU), 1995  
 13.8, Tod Lee (GSU), 1997

## Hit batters

27, Scott Musgrave (APP), 1995  
 27, Travis Trammell (WOF), 2000  
 23, George Lehr (WOF), 2000  
 22, David Peterson (COFC), 2010  
 20, Jamie McDonald (DAV), 2000  
 19, Austin Redwine (WOF), 2007  
 19, Mike Tavernier (WCU), 2009  
 19, David Peterson (CofC), 2011  
 17, Corey Ethridge (FUR), 2000  
 17, Thomas Middour (DAV), 2009  
 17, Josh Renfro (CofC), 2012  
 17, Max Povse (UNCG), 2013  
 17, Tyler Moore (APP), 2014


## INDIVIDUAL GAME PITCHING

### Strikeouts

22 John Radosevich (WVU)  
 vs. Waynesburg, 4/16/64  
 20 Hal Baird (ECU)  
 vs. George Washington, 1970  
 20 Rodney Hancock (CIT)  
 vs. Furman, 5/19/99  
 20 JP Sears (CIT)  
 vs. VMI, 3/24/17  
 19 Mike Cherry (CIT)  
 vs. Augusta, 3/12/83  
 19 JP Sears (CIT)  
 at VMI, 3/25/16

### Opposing batting average (since 2000)

.157, Randy Corn (CIT), 2002  
 .178, Tom Mastny (FUR), 2003  
 .170, Robert Broom (MER), 2018  
 .181, Chad Sykes (UNCG), 2019  
 .195, Robert Broom (MER), 2017  
 .198, Scott Tolbert (GSU), 2003  
 .199, Andrew Wantz (UNCG), 2016  
 .203, Danny Mooney (DAV), 2014  
 .204, JP Sears (CIT), 2017  
 .205, Nick Chiggis (CofC), 2006



Georgia Southern's William Rushing struck out a conference-record 172 batters in 1995.

# SOCON RECORD BOOK

## INDIVIDUAL CAREER PITCHING

### Wins

36, Brett Lewis (GSU), 1999-02  
34, Mark DiFelice (WCU), 1995-98  
33, Jack Kimel (WCU), 1989-92  
32, Scooter Michael (UNCG), 2001-04  
31, Nick Chigges (CofC), 2004-07  
30, Mike Montei (CIT), 1984-87  
30, Clark Maxwell (WCU), 1994-97  
29, John Katona (FUR), 1969-72  
29, Mike Pendleton (CIT), 1978-81  
28, Tom Mastny (FUR), 2000-03  
28, Ryan Arrowood (APP), 2009-12

### Appearances

140, Zach Sherrill (CIT), 2012-15  
136, Mike Frongello (DAV), 2008-11  
135, Raymond Copenhaver (CIT), 2007-10  
130, Ted Toler (UNCG), 1998-01  
121, Ryan Foster (WCU), 2000-03  
118, Rob Purvis (FUR), 1999-02  
117, Nick Spear (MER), 2016-19  
115, Ross White (CIT), 2012-15  
112, Tom Martin (CIT), 1995-98  
112, George Lehr (WOF), 1999-02

### Starts

71, Brett Lewis (GSU), 1999-02  
60, Reid Casey (ETSU), 1999-02  
59, Wes Wrenn (CIT), 2006-09  
59, Jordan Smith (WCU), 2011-14  
58, Corey Etheridge (FUR), 1999-02  
58, Tom Mastny (FUR), 2000-03  
57, Austin Redwine (WOF), 2004-07  
57, Bryan Sammons (WCU), 2014-17  
56, Scooter Michael (UNCG), 2001-04  
56, Matt Andress (APP), 2007-10  
56, Matt Crim (CIT), 2006-09

### Innings pitched

480.2, Brett Lewis (GSU), 1999-02  
410.2, Reid Casey (ETSU), 1999-02  
405.0, Tom Mastny (FUR), 2000-03  
391.1, Clint Sauls (GSU), 1995-98  
391.0, Wes Wrenn (CIT), 2006-09  
374.2, Jordan Smith (WCU), 2011-14  
368.1, Scooter Michael (UNCG), 2001-04  
364.2, Adam Scott (WOF), 2018  
363.2, Clark Maxwell (WCU), 1994-97  
356.2, George Lehr (WOF), 1999-02  
354.2, Austin Redwine (WOF), 2004-07

### Losses

29, Reid Casey (ETSU), 1999-02  
27, Danny Clark (ETSU), 1989-92  
27, Wes Self (DAV), 1998-01  
26, Kirk Burnett (FUR), 1984-87  
26, George Lehr (WOF), 1999-02  
25, Jonathan Coulombe (DAV), 1994-97  
25, Jamie McDonald (DAV), 1997-00  
25, Corey Etheridge (FUR), 1999-02  
24, Charles Braswell, 1991-94  
24, Scott Clark (APP), 2003-05  
24, Austin Redwine (WOF), 2004-07  
24, Rob Wilson (DAV), 2004-07

### Earned run average (min. 100 IP)

1.33, Dennis Burke (ECU), 1966-68  
1.37, Ray Yeoman (CIT), 1971-72  
1.58, Dick Balderson (UR), 1966-68  
1.58, Josh McLaughlin (CofC), 2005-06  
1.65, John Katona (FUR), 1969-72  
1.69, Tom Shafer (WVU), 1960-62  
1.70, Ron Hastings (ECU), 1968-71  
1.72, Steve Arrington (CIT), 1970-73  
1.73, Jerry Meadows (WVU), 1965-67  
1.77, Randy Corn (CIT), 1999-02

### Complete games

30, John Katona (FUR), 1969-72  
27, Dick Balderson (UR), 1966-68  
24, Mark Airaghi (VMI), 1980-83  
23, Jeff Barkley (CIT), 1979-82  
22, Mike Pendleton (CIT), 1978-81  
21, John Radosevich (WVU), 1963-65  
21, Kirk Burnett (FUR), 1984-87  
20, Doug Pounder (CIT), 1968-71  
20, Jeff Andrews (ETSU), 1979-81  
20, Steve Condon (DAV), 1984-87  
20, Matt Baber (ETSU), 1999-00

### Strikeouts

431, Brian Wiley (CIT), 1996-99  
429, Brett Lewis (GSU), 1999-02  
389, Adam Scott (WOF), 2015-18  
374, Clark Maxwell (WCU), 1994-97  
353, Everett Teaford (GSU), 2004-06  
339, John Radosevich (WVU), 1963-65  
332, Nick Chigges (CofC), 2004-07  
325, Bryan Sammons (WCU), 2014-17  
323, Reid Casey (ETSU), 1999-02  
322, Brian Rogers (CIT), 1996-98

### Strikeouts per 9 innings

14.2, Tod Lee (GSU), 1995-97  
14.1, John Radosevich (WVU), 1963-65  
12.98, Will Stillman (WOF), 2013-16  
12.80, Robert Broom (MER), 2016-18  
12.6, Randy Corn (CIT), 1999-02  
12.08, Lex Rutledge (SAM), 2010-12  
11.72, Austin Cox (MER), 2016-18  
11.60, Nick Spear (MER), 2016-19  
11.33, Christian Vann (MER), 2017-18  
11.28, JP Sears (CIT), 2015-17

### Walks

194, Brian Wiley (CIT), 1996-99  
194, Reid Casey (ETSU), 1999-02  
192, Bryan Sammons (WCU), 2014-17  
174, Brett Lewis (GSU), 1999-02  
172, George Lehr (WOF), 1999-02  
166, Kevin Simmons (APP), 1983-86  
164, Kirk Burnett (FUR), 1984-87  
163, Scott Weaver (DAV), 1983-86  
163, Jamie Furr (CIT), 1986-89  
155, Corey Etheridge (FUR), 1999-02

### Shutouts

9, Ron Hastings (ECU), 1968-71  
9, Donald Morillo (CIT), 1992-95  
7, Dick Balderson (UR), 1966-68  
7, John Katona (FUR), 1969-72  
7, Mike Pendleton (CIT), 1978-81  
7, Jeff Andrews (ETSU), 1979-81  
6, Dennis Burke (ECU), 1966-68  
6, Doug Pounder (CIT), 1968-71  
6, David Farmer (APP), 1976-78  
6, Frank Galloway (CIT), 1976-79  
6, Steve Basch (CIT), 1990-93  
6, Scooter Michael (UNCG), 2001-04

### Saves

41, Skylar Hunter (CIT), 2013-15  
37, Thomas Girdwood (Elon), 2008-11  
29, Hank Kraft (CIT), 1989-92  
29, Tod Lee (GSU), 1995-97  
29, Eric Eck (WOF), 2011-14  
29, Brett Harker (CofC), 2003-05  
28, Will Stillman (WOF), 2013-16  
27, Andres Gracia (SAM), 2012-15  
26, Donald Morillo (CIT), 1992-95  
26, Link Saunders (CIT), 2003, 2005-07  
25, Randy Corn (CIT), 1999-02  
25, Jay Heafner (DAV), 2003-06  
24, Preston Hatcher (WCU), 2010-13  
22, Tom Martin (CIT), 1995-98  
22, Ryan Foster (WCU), 2000-03  
22, Tyler Powell (WCU), 2012-15  
22, Nick Spear (MER), 2016-19  
22, Chad Sykes (UNCG), 2015-17, 19

### Relief appearances

139, Zach Sherrill (CIT), 2012-15  
136, Mike Frongello (DAV), 2008-11  
135, Raymond Copenhaver (CIT), 2007-10  
129, Ted Toler (UNCG), 1998-01  
120, Ryan Foster (WCU), 2000-03  
118, Rob Purvis (FUR), 1999-02  
116, Nick Spear (MER), 2016-19  
114, Ross White (CIT), 2012-15  
112, Tom Martin (CIT), 1995-98  
109, Tod Lee (GSU), 1995-97

### Hit batters

56, George Lehr (WOF), 1999-02  
49, Reid Casey (ETSU), 1999-02  
49, Tom Mastny (FUR), 2000-03  
45, Andy Cater (DAV), 2002-05  
43, Austin Redwine (WOF), 2004-07  
42, Jamie McDonald (DAV), 1997-00  
42, Dylan Spence (CIT), 2016-19  
40, Tate Osterman (WOF), 1999-02  
40, Kyle Webb (Elon), 2010-13  
39, Corey Etheridge (FUR), 1999-02  
39, Chris Pollard (DAV), 1993-96  
39, Tom Mastny (FUR), 1999-02

# SOCON RECORD BOOK

## TEAM GAME BATTING

### At bats

78, WCU vs. Elon, 5-25-11 (20 inn.)  
76, WOF vs. Elon, 5-1-09 (18 inn.)  
70, FUR vs. WCU, 5-13-11 (16 inn.)  
68, Elon vs. WCU, 5-25-11 (20 inn.)  
68, SAM vs. Elon, 3-31-12 (18 inn.)  
64, GSU vs. Clemson, 4-21-96 (18 inn.)  
64, Elon vs. SAM, 3-31-12 (18 inn.)  
63, Elon vs. WOF, 5-1-09 (18 inn.)  
62, WCU at FUR, 4-25-09  
61, CofC vs. GSU, 4-3-09

### Hits

34, CIT vs. Winthrop, 3-14-17  
32, CIT vs. DAV, 4-5-82  
30, MAR vs. Morehead State, 3-22-90  
30, WCU vs. FUR, 1993  
30, CofC vs. FUR, 3-30-09  
30, WCU vs. Eastern Kentucky, 4-8-09  
30, SAM at Alabama A&M, 4-25-17  
29, DAV vs. ETSU, 5-12-05  
29, APP vs. Elon, 5-1-08  
28, CofC vs. George Mason, 2-25-07  
28, CofC vs. George Mason, 2-23-08  
28, FUR vs. Gardner-Webb, 5-3-17  
28, MER vs. Holy Cross, 3-5-18

### Hits, inning

14, GSU vs. New Jersey Tech, 2-16-07  
12, WCU vs. FUR, 1991  
11, ETSU at Eastern Kentucky, 4-20-16  
10, WOF vs. IPFW, 2-17-07  
10, WCU vs. Hartford, 3-16-08  
10, Elon vs. WOF, 5-21-08  
10, GSU at Georgia, 2-16-14  
10, WCU vs. APP, 5-3-14  
10, FUR vs. Michigan State, 3-14-15  
10, SAM at ETSU, 4-17-15

### Runs

35, MAR vs. Morehead State, 3-22-90  
34, GSU vs. New Jersey Tech, 2-16-07  
34, CIT vs. Winthrop, 3-14-17  
33, MER vs. Holy Cross, 3-5-18  
32, WCU vs. Hartford, 3-16-08  
31, CofC at DAV, 3-21-08  
31, SAM at Alabama A&M, 4-25-17  
30, CofC vs. Quinnipiac, 3-10-09  
29, WCU vs. MAR, 1992  
29, GSU vs. Florida A&M, 3-22-00  
29, Elon vs. APP, 5-20-05  
29, DAV vs. Mount St. Mary's, 2-28-10

### Runs, inning

17, DAV vs. Mount St. Mary's, 2-28-10  
16, GSU vs. New Jersey Tech, 2-16-07  
15, Elon vs. WOF, 5-21-08  
15, WCU vs. Holy Cross (G1), 3-7-15  
14, FUR vs. WCU, 3-25-00  
14, DAV vs. Mount St. Mary's, 2-17-01  
14, WCU vs. Rider (G1), 3-15-14  
13, WCU vs. VMI, 1988  
13, WCU vs. VMI, 1991  
13, CIT vs. WOF, 2-20-96  
13, Elon vs. APP, 5-20-05  
13, WCU vs. Hartford, 3-16-08  
13, CofC vs. FUR, 3-29-09  
13, MER vs. Savannah State, 3-31-15  
13, ETSU at Eastern Kentucky, 4-20-16  
13, UNCG vs. Lafayette, 3-16-17

### Doubles

11, APP vs. VMI, 4-14-85  
10, CofC vs. ETSU, 4-13-03  
10, GSU vs. New Jersey Tech, 2-16-07  
10, APP vs. North Carolina A&T, 2-28-07  
10, CofC vs. Ball State, 3-9-11  
10, WCU vs. Appalachian State, 5-3-14  
10, WCU vs. Marshall, 2-25-17  
9, ETSU vs. APP, 4-3-99  
9, VMI vs. ETSU, 5-5-01  
9, ETSU vs. Central Michigan, 2-28-04  
9, GSU vs. APP, 5-7-05  
9, WCU vs. Wofford, 5-3-08  
9, Elon vs. UNCG, 4-2-10  
9, WCU at UNCG, 3-30-19  
9, WCU vs. Oakland, 2-15-19

### Triples

6, CIT vs. Hunter, 4-18-75  
5, WOF vs. Siena, 3-17-18

### Home runs

14, GSU vs. Columbia, 3-15-08  
10, WCU vs. UNC Asheville, 1986  
9, MAR vs. Morehead State, 1990  
9, CofC vs. Furman, 3-29-09  
9, Elon vs. CofC, 4-11-09  
8, APP vs. DAV, 4-20-97  
8, Elon vs. High Point, 5-12-09  
8, WCU vs. UNCG, 5-14-16  
7, WCU vs. WOF, 5-11-07  
7, WCU vs. WOF, 5-12-07  
7, WCU vs. Hartford, 3-16-08  
7, WOF vs. Presbyterian, 4-21-09  
7, VMI vs. Maryland Eastern Shore, 3-11-16  
7, FUR vs. Gardner-Webb, 5-3-17  
7, ETSU vs. Georgia State, 3-1-20

### Runs batted in

34, MAR vs. Morehead State, 3-22-90  
31, GSU vs. New Jersey Tech, 2-16-07  
31, CofC at DAV, 3-21-08  
31, CIT vs. Winthrop, 3-14-17  
30, CofC vs. Quinnipiac, 3-10-09  
30, MER vs. Holy Cross, 3-5-18  
29, WCU vs. Hartford, 3-16-08  
29, SAM at Alabama A&M, 4-25-17  
27, GSU vs. APP, 5-7-05  
27, CofC vs. George Mason, 2-23-08  
27, CofC vs. FUR, 3-29-09

### Total bases

65, CofC vs. FUR, 3-29-09  
64, GSU vs. Columbia, 3-15-08  
57, VMI vs. Maryland Eastern Shore, 3-11-16  
52, CofC vs. George Mason, 2-23-08  
52, WCU vs. Hartford, 3-16-08  
52, Elon vs. CofC, 4-11-09  
52, CIT vs. Winthrop, 3-14-17  
52, FUR vs. Gardner-Webb, 5-3-17  
50, MER vs. Holy Cross, 3-5-18  
50, ETSU vs. Georgia State, 3-1-20

### Walks

19, DAV vs. Cascade Mills, 3-19-49  
19, CIT vs. Butler, 3-15-95  
19, CIT vs. ETSU, 3-18-95  
18, GSU vs. Coppin State, 2-28-09  
18, UNCG vs. Albany, 2-27-10  
17, Elon vs. WOF, 5-1-09  
17, WOF vs. North Carolina A&T, 3-18-09

17, GSU vs. Charleston Southern, 5-17-11  
16, APP vs. Morris Brown, 3-19-78  
16, DAV vs. Yale, 3-11-97  
16, GSU vs. Georgia State, 4-14-99

### Walks, inning

9, CIT vs. Salisbury State, 3-31-87  
9, GSU vs. Charleston Southern, 5-17-11

### Strikeouts

25, WOF at Elon, 5-1-09  
23, SAM vs. Harvard, 2-23-18  
23, UTC vs. Vanderbilt, 4-21-70  
21, APP vs. CIT, 4-12-97  
21, DAV vs. GSU, 3-2-03  
21, VMI vs. CIT, 3-25-16  
20, FUR vs. CIT, 5-19-99  
20, Elon vs. WCU, 5-25-11  
20, VMI vs. CIT, 3-24-17  
19, WCU at DAV, 5-14-09  
19, CofC vs. GSU, 3-30-12  
19, Elon vs. UNCW, 4-25-12  
19, CofC vs. Coastal Carolina, 4-10-13  
19, Davidson vs. Wofford, 5-23-14  
19, UNCG vs. Appalachian State, 3-1-20

### Sacrifice hits

6, CofC vs. GSU, 5-9-04  
6, UNCG vs. Penn State, 2-26-12  
6, MER vs. Georgia, 2-24-16  
5, 15 times, Last: MER vs. WCU, 5-22-18

### Sacrifice flies

8, CIT vs. Coppin State, 2-19-05  
6, CofC vs. Quinnipiac, 3-10-09  
5, ETSU vs. VMI, 5-5-01  
5, CIT vs. VMI, 4-28-94  
4, GSU vs. WOF, 5-19-06  
4, GSU vs. WOF, 5-20-06  
4, VMI vs. CIT, 4-28-94  
4, CIT vs. DAV, 4-21-07  
4, FUR vs. UNCG, 3-21-14  
4, WCU vs. Elon, 3-23-14  
4, FUR vs. College of Charleston, 4-25-15  
4, CIT at ETSU, 5-20-16  
4, CIT vs. WCU, 5-22-18

### Stolen bases

13, UNCG vs. N.C. A&T, 3-31-99  
12, WOF vs. Alcorn State, 3-15-14  
11, CIT vs. Western Michigan, 2-26-00  
11, UNCG vs. North Carolina A&T, 4-12-00  
11, FUR vs. Gardner-Webb, 5-2-12  
11, WOF vs. Rider, 2-26-16  
10, CofC vs. UNC Asheville, 2-19-00  
10, CofC vs. Detroit, 3-6-01  
10, GSU vs. Buffalo, 3-6-05  
10, WCU vs. George Mason, 2-22-15  
10, UNCG vs. North Carolina A&T, 3-22-16  
10, VMI vs. Longwood, 4-3-18

### Hit by pitch

10, WOF vs. Iona, 2-19-11  
9, WCU vs. Hartford, 3-16-08  
8, VMI vs. WOF, 4-4-99  
8, DAV vs. Albany, 3-8-00  
8, CofC vs. Howard, 2-9-02  
8, CofC vs. Hofstra, 2-16-04  
8, GSU vs. APP, 5-7-05  
8, DAV vs. Mount St. Mary's, 2-28-10  
8, WOF vs. Davidson, 3-22-14

# SOCON RECORD BOOK

8, WCU at SAM, 5-10-15

## Hit by pitch, inning

6, WCU vs. Rider (G1), 3-15-14  
5, DAV vs. Mount St. Mary's, 2-28-10  
4, VMI vs. WOF, 4-4-99  
4, GSU vs. APP, 5-7-05  
4, WOF vs. DAV, 3-22-14  
4, WCU vs. Holy Cross (G1), 3-7-15  
4, FUR vs. CIT, 3-29-19

## Hit by pitch, both teams

12, WCU (8) at SAM (4), 5-10-15  
11, WOF (10) vs. Iona (1), 2-19-11  
10, CofC (3) at FUR (7), 4-11-10  
10, WOF (8) vs. DAV (2), 3-22-14  
9, VMI (8) vs. WOF (1), 4-4-99  
9, WCU vs. DAV, 4-30-00  
9, Elon (2) vs. UNC Wilmington (7), 4-19-05  
9, WCU (9) vs. Hartford (0), 3-16-08  
9, WCU (7) vs. Rider (2), 3-15-14  
9, SAM (3) vs. UNCG (6), 4-22-18

## Left on base

23, Elon vs. WOF, 5-1-09  
23, Elon vs. WOF, 5-1-09  
21, CIT vs. Butler, 3-11-06  
21, CIT vs. ETSU, 2-10-07  
21, CIT vs. Virginia Tech, 2-23-07  
21, SAM vs. Elon, 3-31-12  
21, VMI at FUR, 5-14-17  
20, CIT vs. UNCG, 5-4-01  
20, CofC vs. UNCW, 2-22-11  
20, WCU vs. Elon, 5-25-11  
19, WCU vs. SAM, 4-16-16  
19, CIT vs. VMI, 3-25-17

## Plate appearances

90, WCU vs. Elon, 5-25-11 (20 inn.)  
88, Elon vs. WOF, 5-1-09 (18 inn.)  
82, WOF vs. Elon, 5-1-09 (18 inn.)  
80, Elon vs. WCU, 5-25-11 (20 inn.)  
78, GSU vs. Clemson, 4-21-96 (18 inn.)  
78, FUR vs. WCU, 5-13-11 (16 inn.)  
78, Elon vs. SAM, 3-31-12 (18 inn.)  
76, WCU vs. FUR, 5-13-11 (16 inn.)  
75, Elon vs. SAM, 3-31-12 (18 inn.)  
73, GSU vs. CofC, 4-3-09 (14 inn.)  
73, SAM at Alabama A&M, 4-25-17

## Putouts

60, Elon vs. WCU, 5-25-11 (20 inn.)  
60, WCU vs. Elon, 5-25-11 (20 inn.)  
54, GSU vs. Clemson, 4-21-96 (18 inn.)  
54, Elon vs. WOF, 5-1-09 (18 inn.)  
54, Elon vs. SAM, 3-31-12 (18 inn.)  
54, SAM vs. Elon, 3-31-12 (18 inn.)  
53, WOF vs. Elon, 5-1-09 (18 inn.)  
51, CofC vs. Virginia, 2-26-06 (17 inn.)  
48, Elon vs. South Florida, 2-27-11 (16 inn.)  
48, FUR vs. WCU, 5-13-11 (16 inn.)  
48, WCU vs. FUR, 5-13-11 (16 inn.)

## Assists

29, ETSU vs. APP, 5-18-00  
29, WCU vs. Elon, 5-25-11  
28, CIT vs. Old Dominion, 2-22-04  
26, DAV vs. Morehead State, 3-21-94  
26, CofC vs. Notre Dame, 6-2-06

## TEAM GAME PITCHING

### Innings pitched

20.0, Elon vs. WCU, 5-25-11  
20.0, WCU vs. Elon, 5-25-11  
18.0, GSU vs. Clemson, 4-21-96  
18.0, Elon vs. WOF, 5-1-09  
18.0, Elon vs. SAM, 3-31-12  
18.0, SAM vs. Elon, 3-31-12  
17.2, WOF vs. Elon, 5-1-09  
17.0, CofC vs. Virginia, 2-26-06  
16.0, Elon vs. South Florida, 2-27-11  
16.0, FUR vs. WCU, 5-13-11  
16.0, WCU vs. FUR, 5-13-11

### Hits allowed

33, CIT vs. South Carolina, 4-17-86  
30, FUR vs. CofC, 3-29-09  
29, Elon vs. APP, 5-1-08  
29, DAV vs. Wake Forest, 2-24-00

### Strikeouts

25, Elon vs. WOF, 5-1-09  
23, MER vs. UNC Asheville, 2-23-18  
23, MER vs. Holy Cross, 3-5-18  
22, WVU vs. Waynesburg, 4-16-64  
22, VMI vs. Northern Kentucky, 3-2-19  
21, CIT vs. APP, 4-12-97  
21, GSU vs. DAV, 3-2-03  
21, CIT at VMI, 3-25-16  
20, ECU vs. George Washington, 1970  
20, GSU vs. Georgia State, 4-30-96  
20, CIT vs. FUR, 5-19-99  
20, WCU vs. Elon, 5-25-11  
20, CIT vs. VMI, 3-24-17  
20, UNCG vs. Penn, 3-2-19

### Walks

24, ETSU vs. Tennessee, 2-24-88  
18, GSU vs. Clemson, 4-21-96 (18 inn.)  
17, WOF at Elon, 5-1-09 (18 inn.)  
17, WCU at Clemson, 6-3-16  
16, UNCG at North Carolina, 4-9-19  
15, APP at FUR, 3-22-75  
15, APP at Georgia Tech, 3-24-78  
15, APP at Oklahoma State, 5-23-86  
15, APP at Georgia Tech, 3-8-89  
15, WCU at Appalachian State, 4-22-15  
15, FUR vs. Clemson, 5-12-15  
15, UNCG vs. Illinois, 3-11-16  
15, WCU vs. WOF, 4-5-19

### Runs allowed

32, CIT vs. South Carolina, 4-2-92  
31, DAV vs. CofC, 3-21-08  
30, FUR vs. Ohio, 3-17-79  
30, DAV vs. Wake Forest, 2-24-00

### Earned runs allowed

30, DAV vs. CofC, 3-21-08  
29, DAV vs. Wake Forest, 2-24-00  
27, WCU vs. Elon, 5-9-09  
26, WOF vs. WCU, 5-11-07  
25, CIT vs. South Carolina, 4-2-92  
25, DAV at CofC, 5-3-09

### Wild pitches

12, WCU vs. WOF, 4-5-19  
10, FUR vs. Marist, 3-8-15  
9, APP vs. Elon, 3-16-07  
8, VMI vs. GSU, 4-10-99  
8, CofC at WCU, 3-27-10  
8, FUR vs. Gardner-Webb, 2-20-13  
8, SAM vs. WCU, 5-10-15  
8, FUR vs. Michigan State, 2-20-16  
8, SAM vs. Auburn, 4-11-17  
8, VMI vs. Radford, 3-27-18

### Hit batters

9, WOF vs. USC Upstate, 2-25-20  
8, WOF vs. VMI, 4-4-99  
8, CofC vs. Howard, 2-10-02  
8, APP vs. GSU, 5-7-05  
8, DAV vs. WOF, 3-22-14  
8, SAM vs. WCU, 3-10-15  
8, WCU vs. Indiana State, 2-27-19  
7, DAV vs. GSU, 3-1-03  
7, CofC vs. CIT, 3-29-03  
7, DAV vs. WCU, 3-27-04  
7, CofC vs. Indiana State, 3-15-08  
7, Elon vs. GSU, 5-24-09  
7, CofC vs. SAM, 3-12-10  
7, WCU vs. CofC, 3-26-10  
7, FUR vs. CofC, 4-11-10  
7, WOF vs. Marist, 3-9-14  
7, VMI at Clemson, 2-24-19

### Hit batters, inning

4, DAV vs. CofC, 4-18-04  
4, APP vs. GSU, 5-7-05  
4, DAV vs. WOF, 3-22-14  
4, CIT at FUR, 3-29-19

## TEAM GAME FIELDING

25, Elon vs. WCU, 5-25-11  
24, WOF vs. GSU, 4-17-99  
23, DAV vs. Coker, 2-13-93  
23, CIT vs. Tennessee Tech, 2-28-09  
23, FUR vs. CIT, 5-13-12  
23, SAM vs. Elon, 3-31-12  
23, SAM at Memphis, 3-9-15

### Errors

11, CIT vs. East Carolina, 4-21-73  
9, VMI vs. APP, 3-27-99  
9, WOF vs. GSU, 4-18-99  
9, VMI vs. ETSU, 5-5-01  
8, WOF vs. South Carolina, 3-22-00  
8, Elon vs. Coastal Carolina, 5-7-09  
8, SAM vs. APP, 4-25-10  
8, DAV vs. NC State, 3-7-12  
7, DAV vs. WOF, 3-10-06  
7, CofC vs. Towson, 2-18-07

7, Elon vs. CofC, 5-6-07  
7, DAV vs. WOF, 3-28-08  
7, WCU vs. ETSU, 3-25-08  
7, WCU vs. Eastern Kentucky, 4-8-09  
7, CIT vs. FUR, 4-15-11  
7, DAV vs. Lehigh, 2-26-11  
7, WCU vs. Michigan State, 2-22-13  
7, CIT vs. VCU, 3-2-13  
7, WOF vs. USC Upstate, 4-17-13  
7, Elon vs. Western Carolina, 3-23-14  
7, CIT at Charleston Southern, 4-5-16  
7, WCU vs. Tennessee, 3-27-18

### Double plays

6, FUR vs. Harvard, 3-6-18  
5, 15 times, most recent: FUR at Mississippi, 3-12-17



# SOCON RECORD BOOK

## TEAM SEASON BATTING

### Batting average

.355, College of Charleston, 2005  
.353, Appalachian State, 1978  
.351, Western Carolina, 1997  
.350, College of Charleston, 2007  
.346, Appalachian State, 1981  
.346, The Citadel, 1982  
.346, Georgia Southern, 2008  
.345, College of Charleston, 2009  
.345, UNCG, 2016  
.342, ETSU, 1997

### At-bats

2,360, Western Carolina, 1985  
2,343, The Citadel, 2004  
2,293, College of Charleston, 2010  
2,292, College of Charleston, 2005  
2,285, Georgia Southern, 2002  
2,265, Western Carolina, 2003  
2,262, Elon, 2013  
2,256, Western Carolina, 1997  
2,253, The Citadel, 2010  
2,246, Western Carolina, 1992

### Runs

627, College of Charleston, 2008  
604, Elon, 2009  
595, Georgia Southern, 2008  
576, College of Charleston, 2010  
565, Georgia Southern, 2009  
560, Western Carolina, 1997  
554, College of Charleston, 2009  
553, College of Charleston, 2005  
552, College of Charleston, 2007  
545, Elon, 2008

### Hits

814, College of Charleston, 2005  
792, Western Carolina, 1997  
760, College of Charleston, 2004  
760, College of Charleston, 2007  
751, Georgia Southern, 2008  
733, Georgia Southern, 2002  
732, College of Charleston, 2010  
728, Western Carolina, 1985  
728, The Citadel, 2009  
726, UNCG, 2016

### Doubles

174, College of Charleston, 2005  
168, Appalachian State, 2007  
161, College of Charleston, 2008  
160, College of Charleston, 2010  
156, College of Charleston, 2009  
155, Georgia Southern, 2000  
154, Georgia Southern, 2008  
151, College of Charleston, 2002  
149, College of Charleston, 2007  
148, Western Carolina, 2003  
148, Western Carolina, 2007

### Triples

42, College of Charleston, 2002  
36, ETSU, 1981  
35, ETSU, 1979  
33, ETSU, 1982  
33, UNCG, 2017  
32, UNCG, 2016  
31, The Citadel, 1996  
29, The Citadel, 1981  
29, Appalachian State, 1981  
27, The Citadel, 1982  
27, UNCG, 1999  
27, College of Charleston, 2003

### Home runs

138, Elon, 2009  
130, College of Charleston, 2008  
116, Western Carolina, 1988  
114, Georgia Southern, 2008  
110, College of Charleston, 2009  
108, Wofford, 2007  
105, College of Charleston, 2010  
100, Western Carolina, 1997  
93, Mercer, 2016  
92, College of Charleston, 2007

### Grand slams

7, Elon, 2009  
7, Mercer, 2015  
6, Georgia Southern, 2008  
6, Appalachian State, 2009  
6, Mercer, 2016  
6, Mercer, 2018  
5, College of Charleston, 2009  
5, College of Charleston, 2010  
5, UNCG, 2016  
5, Mercer, 2019

### Runs batted in

589, College of Charleston, 2008  
558, Elon, 2009  
543, Georgia Southern, 2008  
532, College of Charleston, 2010  
517, College of Charleston, 2009  
513, College of Charleston, 2007  
505, Georgia Southern, 2009  
495, College of Charleston, 2005  
495, Elon, 2008  
491, Western Carolina, 1997

### Total bases

1,310, Elon, 2009  
1,304, College of Charleston, 2008  
1,269, Georgia Southern, 2008  
1,237, College of Charleston, 2007  
1,237, College of Charleston, 2010  
1,224, College of Charleston, 2009  
1,196, College of Charleston, 2005  
1,171, Western Carolina, 1988  
1,158, Western Carolina, 2007  
1,131, Wofford, 2007

### Slugging percentage

.607, College of Charleston, 2008  
.596, Elon, 2009  
.590, College of Charleston, 2009  
.584, Georgia Southern, 2008  
.570, College of Charleston, 2007  
.559, Davidson, 1987  
.539, College of Charleston, 2010  
.538, UNCG, 2016  
.523, Western Carolina, 1999  
.523, ETSU, 2005

### Walks

366, Mercer, 2016  
330, Elon, 2008  
328, College of Charleston, 2008  
326, Georgia Southern, 1997  
326, Elon, 2009  
325, Western Carolina, 1985  
314, College of Charleston, 2000  
308, Georgia Southern, 1995  
308, Elon, 2006  
302, Georgia Southern, 2008  
302, Elon, 2010

### Strikeouts

608, VMI, 2017  
559, VMI, 2019  
521, UNCG, 2001  
520, The Citadel, 2016  
516, The Citadel, 2015  
514, Georgia Southern, 2013  
496, Western Carolina, 2018  
495, Furman, 2019  
490, Wofford, 2017  
488, College of Charleston, 2012

### Stolen bases

198, The Citadel, 2000  
163, Wofford, 2013  
155, Elon, 2008  
155, Wofford, 2019  
153, Western Carolina, 1998  
152, UNCG, 1999  
152, Wofford, 2014  
151, Georgia Southern, 2002  
148, The Citadel, 1999  
148, Wofford, 2018

### Hit by pitch

122, College of Charleston, 2004  
108, Elon, 2005  
107, Georgia Southern, 2009  
105, Elon, 2008  
99, College of Charleston, 2005  
98, College of Charleston, 2000  
98, Western Carolina, 2016  
96, College of Charleston, 2007  
94, Georgia Southern, 2003  
93, Elon, 2010  
93, Western Carolina, 2010

### Sacrifice hits

95, College of Charleston, 2006  
94, College of Charleston, 2004  
93, Mercer, 2016  
89, College of Charleston, 2005  
89, UNCG, 2011  
81, UNCG, 2012  
79, Mercer, 2015  
77, The Citadel, 2004  
74, Mercer, 2017  
72, College of Charleston, 2007

### Sacrifice flies

43, College of Charleston, 2009  
40, Elon, 2006  
40, College of Charleston, 2011  
38, UNCG, 2008  
37, Georgia Southern, 2002  
37, Georgia Southern, 2008  
37, Furman, 2014  
37, UNCG, 2016  
36, Elon, 2005  
36, College of Charleston, 2007  
36, College of Charleston, 2010  
36, Wofford, 2019

# SOCON RECORD BOOK

## TEAM SEASON PITCHING

### Earned run average

1.46, West Virginia, 1964  
1.46, VMI, 1970  
1.57, East Carolina, 1970  
1.66, The Citadel, 1970  
1.74, The Citadel, 1972  
1.84, West Virginia, 1966  
1.86, East Carolina, 1974  
1.91, The Citadel, 1969  
1.93, East Carolina, 1967  
1.94, William & Mary, 1970

### Opponents batting average

.238, College of Charleston, 2006  
.241, College of Charleston, 2012  
.242, Samford, 2011  
.245, Samford, 2019  
.247, VMI, 1995  
.247, ETSU, 2019  
.249, Samford, 2012  
.251, Samford, 2017  
.252, The Citadel, 1998  
.252, Georgia Southern, 2014

### Wins

48, College of Charleston, 2005  
47, College of Charleston, 2004  
46, The Citadel, 1990  
46, Georgia Southern, 1996  
46, College of Charleston, 2006  
45, Western Carolina, 1994  
45, Western Carolina, 1998  
45, Elon, 2006  
44, ETSU, 1981  
44, Western Carolina, 1992  
44, Elon, 2008  
44, College of Charleston, 2010

### Losses

47, Western Carolina, 2018  
43, Appalachian State, 2004  
43, The Citadel, 2019  
42, Appalachian State, 2005  
42, The Citadel, 2016  
41, VMI, 2019  
39, Marshall, 1997  
38, Davidson 1998  
38, Appalachian State, 1999  
38, Wofford, 2000  
38, Western Carolina, 2000  
38, Appalachian State, 2000  
38, Davidson, 2008  
38, Wofford, 2010

### Complete games

29, ETSU, 1980  
28, Davidson, 1975  
28, Appalachian State, 1982  
27, ETSU, 1979  
27, Marshall, 1981  
27, Furman, 1992  
26, Western Carolina, 1984  
25, Chattanooga, 1981  
25, Furman, 1991  
23, William & Mary, 1976  
23, The Citadel, 1983

### Shutouts

11, The Citadel, 1978  
9, Richmond, 1972  
9, ETSU, 1980  
9, Appalachian State, 1983  
9, The Citadel, 1992  
9, Georgia Southern, 1994  
8, The Citadel, 1979  
8, The Citadel, 1982  
7, The Citadel, 1971  
7, East Carolina, 1977  
7, Marshall, 1981  
7, Appalachian State, 1983  
7, The Citadel, 1991  
7, Elon, 2011

### Innings pitched

600.2, The Citadel, 2004  
580.2, The Citadel, 2010  
575.1, College of Charleston, 2006  
573.1, Elon, 2013  
570.1, Samford, 2012  
568.0, College of Charleston, 2005  
567.2, College of Charleston, 2010  
566.2, College of Charleston, 2004  
566.1, Western Carolina, 2003  
565.0, Western Carolina, 1985  
565.0, Georgia Southern, 2014

### Walks

365, Western Carolina, 1985  
323, Western Carolina, 2015  
318, Western Carolina, 2016  
313, Wofford, 2000  
312, Wofford, 2009  
307, UNCG, 2016  
305, Appalachian State, 2004  
296, Wofford, 2007  
295, The Citadel, 1996  
295, Western Carolina, 2011

### Strikeouts

633, Mercer, 2018  
598, The Citadel, 1998  
591, Georgia Southern, 2003  
571, Samford, 2018  
552, Georgia Southern, 2002  
543, Georgia Southern, 2001  
534, The Citadel, 1999  
533, Mercer, 2019  
531, College of Charleston, 2010  
529, UNCG, 2018

### Saves

24, Elon, 2009  
22, UNCG, 2018  
20, College of Charleston, 2007  
20, College of Charleston, 2011  
19, Appalachian State, 1981  
19, Georgia Southern, 1993  
19, College of Charleston, 2004  
19, College of Charleston, 2005  
19, The Citadel, 2006  
19, Elon, 2012  
19, UNCG, 2017

### Runs allowed

527, Appalachian State, 2005  
524, Appalachian State, 1999  
522, VMI, 1981  
521, Wofford, 2007  
514, Wofford, 2010  
511, VMI, 1997  
509, Davidson, 2007  
506, Marshall, 1997  
486, Davidson 1997  
484, Davidson, 2008

### Highest earned run average

12.02, VMI, 1981  
10.97, Marshall, 1997  
9.58, Marshall, 1996  
9.54, ETSU, 1988  
9.36, Appalachian State, 1999  
9.11, VMI, 1997  
8.90, VMI, 1980  
8.85, Wofford, 2003  
8.79, Appalachian State, 1998

### Hit batters

92, Western Carolina, 2018  
92, Western Carolina, 2009  
85, Davidson, 2007  
85, Samford, 2015  
82, Davidson, 2008  
82, Western Carolina, 2008  
82, College of Charleston, 2011  
81, Western Carolina, 2000  
81, Elon, 2014  
80, Wofford, 2007  
80, Georgia Southern, 2008  
80, Furman 2010

## TEAM SEASON FIELDING

### Double plays

68, Georgia Southern, 1992  
68, Furman, 2005  
66, Elon, 2010  
64, Wofford, 2000  
64, Wofford, 2007  
63, Georgia Southern, 1996  
61, College of Charleston, 1999  
61, Furman, 2002  
61, Elon, 2009  
60, The Citadel, 1987  
60, The Citadel, 2004  
60, Georgia Southern, 2009

### Errors

138, Appalachian State, 2005  
135, Chattanooga, 1981  
130, Western Carolina, 1992  
127, The Citadel, 1994  
127, Georgia Southern, 1997  
125, VMI, 1981  
123, Georgia Southern, 1998  
122, VMI, 2000  
121, Davidson, 1982  
121, Western Carolina, 1995

# SOCON CHAMPIONSHIP RECORDS

## INDIVIDUAL GAME BATTING

**Most at-bats:** 10, Aaron Attaway (WCU) vs. Elon, 2011; Ross Heffley (WCU) vs. Elon, 2011

**Most hits:** 6, Tyler White (WCU) vs. Elon, 2011

**Most runs:** 5, Nathan Dunn (ETSU) vs. VMI, 1992; David Groseclose (VMI) vs. Davidson, 1993; Ronny Marmol (COFC) vs. VMI, 1999; Brandon Waring (WOF) vs. College of Charleston, 2007; Jeremiah Parker (GSU) vs. UNCG, 2008; Shawn Payne (GSU) vs. Western Carolina, 2011; Quinn Bower (Elon) vs. College of Charleston, 2013

**Most doubles:** 3, Dave Piela (WCU) vs. The Citadel, 1988; Scott McDaniel (APP) vs. Western Carolina, 1995; Phillip Coker (COFC) vs. UNCG, 2004; Brent Stephens (GSU) vs. ETSU, 2005; Chase Austin (Elon) vs. Georgia Southern, 2007

**Most triples:** 2, Matt Raleigh (WCU) vs. VMI, 1991; Jim Morrill (FUR) vs. The Citadel, 1996

**Most home runs:** 3, Trey Truitt (MER) vs. The Citadel, 2016

**Most total bases:** 13, Trey Truitt (MER) vs. The Citadel, 2016

**Most runs batted in:** 8, Heath Quinn (SAM) vs. Wofford, 2015  
6, John Parrott (VMI) vs. Davidson, 1987; Skip Nelloms (WCU) vs. Appalachian State, 1988; Johnny McCraw (APP) vs. Marshall, 1989; Brandon Waring (WOF) vs. College of Charleston, 2007; Greg Feltes (UNCG) vs. Georgia Southern, 2008; Chase Austin (Elon) vs. Western Carolina, 2009; Danny Rodriguez (SAM) vs. Wofford, 2015

**Most stolen bases:** 4, Josh Edgeworth (COFC) vs. Appalachian State, 2000

**Highest batting average:** 1.000 (5-for-5), John Connolly (WCU) vs. Davidson, 1994; Cory Harrilchak (Elon) vs. College of Charleston, 2008; Alec Paradowski (WOF) vs. Davidson, 2014

**Most walks:** 5, Sky Overton (FUR) vs. UNCG, 2016

## INDIVIDUAL GAME PITCHING

**Most innings pitched:** 11.0, Rodney Lemonds (APP) vs. Georgia Southern, 2000

**Fewest hits (min. 9 inn.):** 2, Billy Baker (CIT) vs. Marshall, 1990; Derek Cockrell (WCU) vs. VMI, 1993

**Most strikeouts:** 20, Rodney Hancock (CIT) vs. Furman, 1999

**Fewest walks (min. 9 inn.):** 0, Ken Britt (CIT) vs. Appalachian State, 1991; Phillip Grundy (WCU) vs. The Citadel, 1992; Julio Ayala (GSU) vs. Davidson, 1996; Mark DiFelice (WCU) vs. Furman, 1997; Brett Lewis (GSU) vs. College of Charleston, 2001; Matt Nunley (ETSU) vs. Furman, 2001; Ken Egleton (CIT) vs. Davidson, 2004; David Whitehead (Elon) vs. The Citadel, 2012; C.K. Irby (SAM) vs. Appalachian State, 2013; Adam Scott (WOF) vs. Furman, 2015

**Most consecutive scoreless innings:** 9, on 14 occasions, most recently, Will Gaddis (FUR) vs. ETSU, 2016

## INDIVIDUAL TOURNAMENT BATTING

**Most at-bats:** 30, Collin Price (MER), 2019

**Most hits:** 14, Brandon Waring (WOF), 2007; Sky Overton (FUR), 2017

**Most runs:** 13, David Beckley (CIT), 1996; Cory Harrilchak (Elon), 2008

**Most doubles:** 5, Joey Cox (WCU), 1991; Phillip Coker (COFC), 2004, Cameron Blaquiére (WCU), 2018

**Most triples:** 2, Matt Raleigh (WCU), 1991; Matt Wilson (GSU), 1993; Mike Tidick (WCU), 1994; Mark Hamlin (GSU), 1995; Franco Martin (VMI), 1995; Jim Reynolds (MAR), 1995; Mark Hamlin (GSU), 1996; Brian Joyce (DAV), 1997; Josh Edgeworth (COFC), 2000; Chris Behne (APP), 2000; Chad Hall (GSU), 2002; Drew Davis (Elon), 2004; Michael Kohn (COFC), 2007; Zeth Stone (SAM), 2012; Ryan Kinsella (Elon), 2013; Matt Pita (VMI), 2018; Trevor Austin (MER), 2019

**Most home runs:** 5, Brandon Waring (WOF), 2007

**Most total bases:** 31, Brandon Waring (WOF), 2007

**Most runs batted in:** 16, Brandon Waring (WOF), 2007

**Highest batting average (Min. 10 AB):** .769 (10-for-13), Joe Jackson (CIT), 2013; .714 (10-for-14), A.J. Zickgraf (GSU), 2003; .688 (11-for-16), Craig Caudill (FUR), 2002

**Most stolen bases:** 6, Josh Edgeworth (COFC), 2000; Chris Morris (CIT), 2000

**Most walks:** 8, Dan McDonnell (CIT), 1990; Antoine Moran (GSU), 1997; Greg Blake (CofC), 2010; Matt Meeder (MER), 2016; Caleb Robinson (WCU), 2016

## INDIVIDUAL TOURNAMENT PITCHING

**Most appearances:** 6, Jason Richman (GSU), 2014; 5, Doug Udzilla (WCU), 1990; David Noyce (FUR), 1997; Ted Toler (UNCG), 1998; Taft Cable (UNCG), 2001; Justin Smith (CIT), 2007; Raymond Copenhaver (CIT), 2007; Billy Greenfield (FUR), 2017; Nick Spear (MER), 2019

**Most wins:** 3, Jason Beverlin (WCU), 1993

**Most innings pitched:** 18.2, Jim Carragher (GSU), 1992

**Lowest earned run average (min. 9 inn.):** 0.00, Brian Rogers (CIT), 1998 (13.0 IP); Rodney Lemonds (APP), 2000 (11.0 IP); Justin Hess (GSU), 2013 (11.0 IP); Ryan Basner (WCU), 2003 (10 IP); Andy Rickman (WCU), 1985 (9.1 IP); Jay Reames (CIT), 1996 (9.0 IP); Scooter Michael (UNCG), 2002 (9.0 IP); Ryan Johnson (COFC), 2002 (9.0 IP); Jeff Stovall (FUR), 2002 (9.0 IP); Tom Mastny (FUR), 2003 (9.0 IP); Chris Mason (UNCG), 2003 (9.0 IP); Jimmy Reyes (Elon), 2010 (9.0 IP); Seth Grant (APP), 2011 (9.0 IP); C.K. Irby (SAM), 2013 (9.0 IP); Adam Scott (WOF), 2015 (9.0 IP); Will Gaddis (FUR), 2016 (9.0 IP)

**Fewest hits (min. 9 inn.):** 3, Dallas Rhinehart (ETSU), 1992 (9.0 IP); Brian Rogers (CIT), 1998 (13.0 IP); Robbie Huffstetler (APP), 2001 (9.0 IP)

**Most strikeouts:** 22, Chris Beck (GSU), 2011

**Fewest walks (min. 9 inn.):** 0, Ryan Askew (MER), 2016 (13.0 IP); Brad Josey (WCU), 2004 (10.2 IP); Ken Egleton (CIT), 2004 (9.0 IP); Jeff Stovall (FUR), 2002 (9.0 IP); Ben Hagar (APP), 2001 (9.0 IP); Mark DiFelice (WCU), 1997 (9.0 IP); C.K. Irby (SAM), 2013 (9.0 IP); Adam Scott (WOF), 2015 (9.0 IP); Julio Ayala (GSU), 1996; Phillip Grundy (WCU), 1992; Ken Britt (CIT), 1991

**Most consecutive scoreless innings:** 13.0, Brian Rogers (CIT), 1998; Wes Wrenn (CIT), 2007

**Most saves:** 4, Nick Hollstegge (FUR), 2005

# SOCON CHAMPIONSHIP RECORDS

## TEAM GAME BATTING

- Most at-bats:** 78, Western Carolina vs. Elon, 2011 (20 inn.)
- Most hits:** 24, Western Carolina vs. The Citadel, 1988
- Most hits by a losing team:** 18, VMI vs. The Citadel, 1989
- Most runs:** 25, Samford vs. Wofford, 2015
- Most runs by a losing team:** 17, Appalachian State vs. Western Carolina, 1986
- Most doubles:** 8, Georgia Southern vs. Western Carolina, 2003
- Most triples:** 3, Western Carolina vs. VMI, 1991; Georgia Southern vs. Davidson, 1993; Davidson vs. The Citadel, 1997
- Most home runs:** 7, Western Carolina vs. The Citadel, 1988
- Most total bases:** 54, Western Carolina vs. The Citadel, 1988
- Most runs batted in:** 25, Samford vs. Wofford, 2015
- Highest batting average:** .531 (17-for-32), Furman vs. Wofford (7 inn.), 2017  
.500 (21-for-42), Georgia Southern vs. UNCG, 2008; (19-for-38), Furman vs. Western Carolina, 2015
- Most stolen bases:** 7, UNCG vs. Furman, 2002; The Citadel vs. Furman, 2010; Wofford vs. Samford, 2015
- Most walks:** 13, ETSU vs. Appalachian State, 1986; ETSU vs. Samford, 2017
- Most left on base:** 20, Western Carolina vs. Elon, 2011 (20 inn.)

## TEAM GAME PITCHING

- Most innings pitched:** 20, Elon vs. Western Carolina, 2011; Western Carolina vs. Elon, 2011
- Most strikeouts:** 20, The Citadel vs. Furman, 1999; Western Carolina vs. Elon, 2011 (20 inn.)
- Most consecutive scoreless innings:** 9, on 18 occasions. Most recently by Samford vs. Mercer, 2019
- Fewest hits:** 1, The Citadel vs. VMI, 1994; Georgia Southern vs. Furman, 2000

## TEAM TOURNAMENT BATTING

- Most at-bats:** 250, Mercer, 2019
- Most hits:** 76, Mercer, 2019
- Most runs:** 66, Elon, 2008
- Most doubles:** 18, Mercer, 2019
- Most triples:** 5, Georgia Southern, 1993; Georgia Southern, 1995
- Most home runs:** 14, Western Carolina, 1988
- Most total bases:** 124, Mercer, 2019
- Most runs batted in:** 64, Elon, 2008
- Highest batting average:** .423 (71-168), Elon, 2008
- Most stolen bases:** 18, The Citadel, 1996
- Most walks:** 34, Western Carolina, 2016

## TEAM TOURNAMENT PITCHING

- Best earned run average:** 0.75, The Citadel, 1998 (3 ER/36.0 inn)
- Fewest runs allowed:** 3, The Citadel, 1998
- Most complete games:** 5, The Citadel, 2004
- Most strikeouts:** 62, Western Carolina, 2016
- Most consecutive scoreless innings:** 29.2, Western Carolina, 2003; 29.1, The Citadel, 1998
- Most saves:** 4, Furman, 2005; Mercer, 2019
- Most shutouts pitched:** 3, Western Carolina, 2003  
2, The Citadel, 1998

## TOURNAMENT GAME - TWO TEAMS

- Most runs:** 35, Western Carolina (18) vs. Appalachian State (17), 1986
- Most hits:** 39, Elon (21) vs. College of Charleston (18), 2012
- Fewest runs:** 1, ETSU (1) vs. Appalachian State (0), 1992; Western Carolina (1) vs. Georgia Southern (0), 2003; Elon (1) vs. Samford (0), 2010; Georgia Southern (1) vs. Samford (0), 2011; 1, Wofford (1) vs. Furman (0), 2015
- Fewest hits:** 7, Western Carolina (5) vs. Georgia Southern (2), 2003; Georgia Southern (4) vs. Samford (3), 2011
- Most doubles:** 10, Davidson vs. VMI, 1987; Western Carolina vs. The Citadel, 1988; Appalachian State vs. Western Carolina, 1995; Georgia Southern vs. Western Carolina, 2003
- Most triples:** 3, Western Carolina vs. VMI, 1991; Georgia Southern vs. Davidson, 1993; The Citadel vs. Furman, 1996; Davidson vs. The Citadel, 1997; College of Charleston vs. UNCG, 2000
- Most home runs:** 9, Appalachian State vs. Davidson, 1987

## MISCELLANEOUS GAME

- Longest game:** 20 innings, Western Carolina vs. Elon, 2011
- Most runs scored-one inning:** 15, Elon vs. Wofford, 2008
- Largest Margin of Victory:** 21, Samford (25) vs. Wofford (4), 2015
- Largest deficit overcome for victory:** 9 runs, Western Carolina vs. Appalachian State, 1993
- Largest deficit overcome in 9th inning for victory:** 3 runs, Furman vs. Western Carolina, 1991; Furman vs. Georgia Southern, 1998; The Citadel vs. Elon, 2010; Western Carolina vs. Wofford, 2016; ETSU vs. Western Carolina, 2017
- Most double plays turned:** 5, Appalachian State vs. Western Carolina, 1984; VMI vs. Georgia Southern, 1993; College of Charleston vs. Elon, 2011; UNCG vs. Furman, 2011
- Most triple plays:** 1, Marshall vs. Furman, 1990; UNCG vs. Georgia Southern, 2007; The Citadel vs. UNCG, 2015

## MISCELLANEOUS TOURNAMENT

- Most double plays:** 10, Appalachian St., 1984; Georgia Southern, 1992; Mercer, 2019
- Most triple plays:** 1, Marshall, 1990; UNCG, 2007; The Citadel, 2015
- Most extra-inning games:** 4, 2010
- Most mercy-rule games (instituted 2016):** 3, 2017, 2018

# YEARLY STATISTICAL LEADERS

## INDIVIDUAL BATTING

*\*If year is not listed, no record exists.*

### BATTING AVERAGE

|      |                                              |      |
|------|----------------------------------------------|------|
| 1957 | Jim West, DAV                                | .459 |
| 1958 | Jack Henzes, GWU (NCAA)                      | .417 |
| 1959 | Marsh, CIT                                   | .405 |
| 1960 | Henry Mura, CIT                              | .478 |
| 1961 | Jerry Buchanan, CIT (NCAA)                   | .429 |
| 1962 | Mel Rideout, UR                              | .458 |
| 1963 | Bobby Stewart, UR                            | .421 |
| 1964 | Bill Marovic, WVU                            | .404 |
| 1965 | Pete Britton, UR                             | .411 |
| 1966 | Tim Hill, GWU                                | .470 |
| 1967 | Richard Narron, ECU                          | .429 |
| 1968 | Gordon Slade, DAV                            | .429 |
| 1969 | Buster Holland, CIT                          | .413 |
| 1970 | Tom Bondurant, UR                            | .356 |
| 1971 | Neil Eichelberger, FUR                       | .389 |
| 1972 | Reggie Dunnivant, UR;<br>George Weicker, DAV | .337 |
| 1973 | Rod Brewer, VMI                              | .408 |
| 1974 | Steve Becker, W&M                            | .421 |
| 1975 | George Weicker, DAV (NCAA)                   | .448 |
| 1976 | Richard Wieters, CIT                         | .417 |
| 1977 | Keith Ebersole, WCU                          | .423 |
| 1978 | Joey Moffitt, APP                            | .450 |
| 1979 | Randy Ingle, APP                             | .477 |
| 1980 | Greg Hill, MAR                               | .438 |
| 1981 | Robbie Peele, APP                            | .423 |
| 1982 | Bill White, CIT                              | .474 |
| 1983 | Greg Hill, MAR                               | .436 |
| 1984 | Tony Welborn, APP                            | .416 |
| 1985 | Billy Masse, DAV                             | .430 |
| 1986 | Greg Weddle, VMI                             | .446 |
| 1987 | Clint Fairey, WCU                            | .405 |
| 1988 | Darron Healey, APP                           | .462 |
| 1989 | Jason Nixon, MAR                             | .427 |
| 1990 | Grant Brittain, WCU                          | .444 |
| 1991 | Kevin Bellomo, WCU                           | .435 |
| 1992 | Willando Ficklin, GSU                        | .401 |
| 1993 | Mike Hooks, ETSU                             | .398 |
| 1994 | Matt Wilson, GSU                             | .376 |
| 1995 | Jody Henson, WCU                             | .401 |
| 1996 | Alex Tolbert, WCU                            | .424 |
| 1997 | Jeremy Bruce, WCU                            | .401 |
| 1998 | Mike Berrier, APP                            | .381 |
| 1999 | Charles Thomas, WCU                          | .406 |
| 2000 | Matt Easterday, GSU                          | .440 |
| 2001 | Scott Henley, GSU                            | .398 |
| 2002 | Brett Spivey, CofC                           | .423 |
| 2003 | Ryan Gordon, UNCG                            | .416 |
| 2004 | Caleb Moore, ETSU                            | .455 |
| 2005 | Jay Heafner, DAV                             | .448 |
| 2006 | Jermaine Mitchell, UNCG                      | .397 |
| 2007 | Brandon Waring, WOF                          | .401 |
| 2008 | Chris Shehan, GSU                            | .438 |
| 2009 | Joey Bergman, CofC                           | .452 |
| 2010 | Wes Hobson, APP                              | .404 |
| 2011 | Ross Heffley, WCU                            | .419 |
| 2012 | Eric Phillips, GSU                           | .391 |
| 2013 | Christian Wolfe, UNCG                        | .421 |
| 2014 | Casey Jones, Elon                            | .418 |
| 2015 | Kyle Lewis, MER                              | .367 |
| 2016 | Andrew Moritz, UNCG                          | .400 |
| 2017 | Andrew Moritz, UNCG                          | .392 |
| 2018 | Andrew Moritz, UNCG                          | .428 |
| 2019 | Matthew Koehler, WCU                         | .361 |
| 2020 | Brooks Carlson, SAM                          | .500 |

### HOME RUNS

|      |                                                          |   |
|------|----------------------------------------------------------|---|
| 1957 | Junior Duff, W&M                                         | 6 |
| 1960 | Dick Jones, CIT                                          | 7 |
| 1962 | Brendle, CIT, Tom Shafer, WVU                            | 4 |
| 1963 | Jim Procopio, WVU; Larry Lawson, VT                      | 5 |
| 1964 | Dick Snyder, DAV                                         | 5 |
| 1965 | Tom Porter, CIT; Phil King, FUR;<br>Chuck Albertson, W&M | 3 |
| 1966 | Wayne Britton, ECU                                       | 4 |
| 1967 | Andy Hancock, FUR                                        | 4 |
| 1968 | John Medlin, W&M; Jimmy Snyder, ECU                      | 8 |
| 1969 | Carey Anderson, ECU                                      | 4 |
| 1970 | Jerry Martin, FUR                                        | 4 |
| 1971 | Neil Eichelberger, FUR                                   | 8 |
| 1972 | Don Leege, FUR; Les Keenan, UR                           | 4 |

## SOCON TRIPLE CROWN

Only two players have won the SoCon's Triple Crown since the league began keeping complete records in 1960.

### Neil Eichelberger, Furman (1971)

.389 avg., 8 HR, 32 RBIs

*Notes: Shared league RBI lead*

### George Weicker, Davidson (1975)

.448 avg., 10 HR, 44 RBIs

*Notes: Led NCAA in average on the season; most HR and RBIs in known SoCon history to that point*

|      |                                               |    |
|------|-----------------------------------------------|----|
| 1973 | Steve Arrington, CIT                          | 6  |
| 1974 | Ron Staggs, ECU; Steve Anspaugh, APP          | 7  |
| 1975 | George Weicker, DAV                           | 10 |
| 1976 | Randy Howell, FUR                             | 11 |
| 1977 | Ronnie Brower, APP                            | 12 |
| 1978 | Ronnie Brower, APP                            | 12 |
| 1979 | John Baker, UTC                               | 15 |
| 1980 | Greg Robinette, ETSU                          | 10 |
| 1981 | Mike Nipper, ETSU                             | 17 |
| 1982 | Pete Camelo, APP                              | 16 |
| 1983 | Mike Nipper, ETSU                             | 21 |
| 1984 | Rock Hurst, FUR                               | 13 |
| 1985 | Greg Weddle, VMI                              | 16 |
| 1986 | Andre Crawford, APP                           | 16 |
| 1987 | Clint Fairey, WCU                             | 19 |
| 1988 | Clint Fairey, WCU                             | 25 |
| 1989 | Mark Poarch, WCU; Clint Fairey, WCU           | 14 |
| 1990 | Grant Brittain, WCU                           | 20 |
| 1991 | Matt Raleigh, WCU                             | 19 |
| 1992 | Matt Raleigh, WCU                             | 25 |
| 1993 | Todd Greene, GSU                              | 20 |
| 1994 | Mike Tidick, WCU                              | 15 |
| 1995 | Alex Tolbert, WCU                             | 20 |
| 1996 | Tommy Peterman, GSU                           | 26 |
| 1997 | Alex Tolbert, WCU                             | 19 |
| 1998 | Philip Hartig, CIT                            | 17 |
| 1999 | Steve Harris, WCU                             | 26 |
| 2000 | Scott Henley, GSU                             | 17 |
| 2001 | Nathan Copeland, ETSU;<br>Donovan Minero, WCU | 17 |
| 2002 | Lee Curtis, CofC; Donovan Minero, WCU         | 15 |
| 2003 | Alan Beck, WCU                                | 18 |
| 2004 | Jared Greenwood, WCU                          | 21 |
| 2005 | Chris Campbell, CofC; Caleb Moore, ETSU       | 15 |
| 2006 | Steven Strausbaugh, WCU                       | 17 |
| 2007 | Brandon Waring, WOF                           | 27 |
| 2008 | Michael Harrington, CofC                      | 26 |
| 2009 | Chase Austin, Elon                            | 23 |
| 2010 | Matt Leeds, CofC                              | 21 |
| 2011 | Victor Roache, GSU (NCAA)                     | 30 |

|      |                                            |    |
|------|--------------------------------------------|----|
| 2012 | Brandon Miller, SAM (NCAA)                 | 23 |
| 2013 | Ryan Kinsella, Elon                        | 21 |
| 2014 | Jacob Hoyle, WCU; Adam Martin, WCU         | 14 |
| 2015 | Kyle Lewis, MER                            | 17 |
| 2016 | Heath Quinn, SAM                           | 21 |
| 2017 | Collin Fleischer, VMI; Charlie Madden, MER | 17 |
| 2018 | Le Bassett, MER                            | 17 |
| 2019 | Kel Johnson, MER                           | 23 |
| 2020 | Jake Madole, ETSU; Colby Thomas, MER       | 5  |

### RUNS BATTED IN

|      |                                            |    |
|------|--------------------------------------------|----|
| 1960 | Phil Chewning, FUR                         | 27 |
| 1962 | Bill Whaley, CIT                           | 27 |
| 1963 | Jim Procopio, WVU                          | 36 |
| 1964 | Rick Smyre, DAV                            | 26 |
| 1965 | Tom Porter, CIT                            | 20 |
| 1966 | Hinnant, DAV                               | 26 |
| 1967 | Jim Snyder, ECU                            | 25 |
| 1968 | John Medlin, W&M                           | 32 |
| 1969 | Eric Spink, GWU                            | 24 |
| 1970 | Jerry Martin, FUR                          | 25 |
| 1971 | Neil Eichelberger, FUR; Mike Aldridge, ECU | 32 |
| 1972 | Jeff Steckroth, W&M                        | 24 |
| 1973 | Steve Arrington, CIT                       | 28 |
| 1974 | Steve Anspaugh, APP                        | 31 |
| 1975 | George Weicker, DAV                        | 44 |
| 1976 | Randy Ingram, APP                          | 37 |
| 1977 | Keith Ebersole, WCU (NCAA)                 | 48 |
| 1978 | Ronnie Brower, APP                         | 53 |
| 1979 | John Baker, UTC                            | 43 |
| 1980 | Greg Robinette, ETSU                       | 53 |
| 1981 | Bryan Snyder, FUR                          | 67 |
| 1982 | Bill White, CIT                            | 78 |
| 1983 | Mike Nipper, ETSU                          | 61 |
| 1984 | Tony Welborn                               | 52 |
| 1985 | Alan Lewis, DAV                            | 61 |
| 1986 | Mike Carson, WCU                           | 72 |
| 1987 | Skip Nelloms, WCU                          | 70 |
| 1988 | Skip Nelloms, WCU                          | 69 |
| 1989 | Garrett Hinshaw, APP                       | 53 |
| 1990 | Anthony Jenkins, CIT                       | 68 |
| 1991 | Todd Raleigh, WCU                          | 78 |
| 1992 | Matt Raleigh, WCU                          | 73 |
| 1993 | Phillip Grundy, WCU; Chris Lemonis, CIT    | 66 |
| 1994 | Mike Tidick, WCU                           | 58 |
| 1995 | Steve Wilson, GSU                          | 61 |
| 1996 | Tommy Peterman, GSU                        | 82 |
| 1997 | Steve Watson, GSU                          | 77 |
| 1998 | Chris Moore, CofC                          | 66 |
| 1999 | Chris Moore, WCU                           | 84 |
| 2000 | Philip Hartig, CIT                         | 86 |
| 2001 | Scott Henley, GSU                          | 84 |
| 2002 | Matt Herring, GSU                          | 77 |
| 2003 | Alan Beck, WCU                             | 71 |
| 2004 | Chip Cannon, CIT; Greg Dowling, GSU        | 66 |
| 2005 | Chris Campbell, CofC                       | 87 |
| 2006 | Steven Strausbaugh, WCU                    | 64 |
| 2007 | Kenny Smith, WCU                           | 84 |
| 2008 | Jeremie Tice, CofC                         | 83 |



Georgia Southern's Victor Roache set a SoCon record with 30 home runs in 2011.

# YEARLY STATISTICAL LEADERS

|      |                     |    |
|------|---------------------|----|
| 2009 | Chase Austin, Elon  | 81 |
| 2010 | Matt Leeds, CofC    | 88 |
| 2011 | Victor Roache, GSU  | 84 |
| 2012 | Daniel Kassouf, APP | 66 |
| 2013 | Ryan Kinsella, Elon | 78 |
| 2014 | Adam Martin, WCU    | 65 |
| 2015 | Conor Clancey, WOF  | 66 |
| 2016 | Heath Quinn, SAM    | 77 |
| 2017 | JT Thomas, MER      | 62 |
| 2018 | Andrew Moritz, UNCG | 61 |
| 2019 | Kel Johnson, MER    | 65 |
| 2020 | Alec Cargin, WOF    | 23 |

## SLUGGING PERCENTAGE

|      |                            |       |
|------|----------------------------|-------|
| 1957 | George Hart, DAV           | .578  |
| 1958 | Dave Kuhn, VT (NCAA)       | .657  |
| 1959 | Don Herman, GWU            | .712  |
| 1960 | Des Gatti, GWU             | .736  |
| 1964 | Tim Hill, GWU              | .725  |
| 1968 | Jimmy Snyder, ECU          | .685  |
| 1971 | Neil Eichelberger, FUR     | .713  |
| 1975 | George Weicker, DAV (NCAA) | .810  |
| 1977 | Keith Ebersole, WCU, 1977  | .721  |
| 1981 | Mel Kinsey, WCU            | .867  |
| 1984 | Rock Hurst, FUR            | .727  |
| 1985 | Billy Masse, DAV           | .741  |
| 1987 | Dave Turgeon, DAV          | .786  |
| 1989 | Jason Nixon, MAR           | .827  |
| 1990 | Grant Brittain, WCU        | .861  |
| 1991 | Matt Raleigh, WCU          | .776  |
| 1992 | Matt Raleigh, WCU          | .773  |
| 1993 | Tim Kerns, DAV             | .763  |
| 1996 | Tommy Peterman, GSU        | .760  |
| 1998 | Stephen Crater, APP        | .737  |
| 1999 | Chris Moore, WCU           | .744  |
| 2000 | Matt Easterday, GSU        | .770  |
| 2001 | Nathan Copeland, ETSU      | .743  |
| 2002 | Lee Curtis, CofC           | .738  |
| 2003 | Lee Curtis, CofC           | .747  |
| 2004 | Caleb Moore, ETSU          | .752  |
| 2005 | Caleb Moore, ETSU          | .705  |
| 2006 | Steven Stausbaugh, WCU     | .675  |
| 2007 | Brandon Waring, WOF        | .851  |
| 2008 | Jeremie Tice, CofC         | .838  |
| 2009 | Pat Irvine, Elon           | .789  |
| 2010 | Mac Doyle, WOF             | .755  |
| 2011 | Victor Roache, GSU         | .778  |
| 2012 | Brandon Miller, SAM        | .650  |
| 2013 | Julian Ridings, WCU        | .663  |
| 2014 | Casey Jones, Elon          | .668  |
| 2015 | Kyle Lewis, MER            | .677  |
| 2016 | Kyle Lewis, MER            | .731  |
| 2017 | Tyler Sharp, VMI           | .647  |
| 2018 | Matt Pita, VMI             | .721  |
| 2019 | Matthew Koehler, WCU       | .649  |
| 2020 | Jake Madole, ETSU          | 1.065 |

## ON-BASE PERCENTAGE

|      |                     |      |
|------|---------------------|------|
| 2000 | Matt Easterday, GSU | .514 |
| 2001 | Alan Beck, WCU      | .515 |
| 2002 | Brett Spivey, CofC  | .488 |
| 2003 | Ryan Gordon, UNCG   | .473 |
| 2004 | Chip Cannon, CIT    | .514 |
| 2005 | Jay Heafner, DAV    | .533 |
| 2006 | Greg Dowling, GSU   | .511 |
| 2007 | Brandon Waring, WOF | .518 |
| 2008 | Chris Shehan, GSU   | .557 |
| 2009 | Joey Bergman, CofC  | .551 |
| 2010 | Rob Kral, CofC      | .482 |
| 2011 | Ross Heffley, WCU   | .483 |
| 2012 | Marty Gantt, CofC   | .483 |
| 2013 | Joe Jackson, CIT    | .495 |
| 2014 | Casey Jones, Elon   | .502 |
| 2015 | Matt Meeder, MER    | .464 |
| 2016 | Kyle Lewis, MER     | .535 |
| 2017 | Bryson Bowman, WCU  | .470 |
| 2018 | Brandon Michie, MER | .509 |
| 2019 | Ryan Smoot, VMI     | .462 |
| 2020 | Brooks Carlson, SAM | .644 |

## DOUBLES

|      |                                     |    |
|------|-------------------------------------|----|
| 1960 | Shelly Sutton, FUR                  | 11 |
| 1962 | Sam Pickens, FUR; Joe Hatalla, WVU  | 8  |
| 1963 | Steve Berzansky, WVU                | 11 |
| 1964 | Bill Marovic, WCU                   | 10 |
| 1965 | Dick Snyder, DAV; Robin Porter, VMI | 7  |

|      |                                                                                |    |
|------|--------------------------------------------------------------------------------|----|
| 1966 | Fred Rodriguez, ECU                                                            | 8  |
| 1967 | Chuck Albertson, W&M; Jim Rama, W&M                                            | 7  |
| 1968 | Gary Laney, FUR                                                                | 9  |
| 1969 | Carey Anderson, ECU; Eric Spink, GWU                                           | 8  |
| 1970 | Neil Eichelberger, FUR                                                         | 10 |
| 1971 | Mike Aldridge, ECU                                                             | 10 |
| 1972 | George Weicker, DAV                                                            | 9  |
| 1973 | Mike Kaufman, FUR; Mark Bond, FUR                                              | 7  |
| 1974 | Steve Anspaugh, APP                                                            | 9  |
| 1975 | Paul Martin, CIT (NCAA)                                                        | 13 |
| 1976 | Ed Willingham, DAV                                                             | 11 |
| 1977 | Sonny Wooten, ECU                                                              | 14 |
| 1978 | Fred Brown, WCU                                                                | 14 |
| 1979 | Gary Robinette, ETSU                                                           | 12 |
| 1980 | Willie Carpenter, WCU                                                          | 18 |
| 1981 | Mark Velazquez, ETSU                                                           | 16 |
| 1982 | Todd Sager, MAR                                                                | 16 |
| 1983 | Ron Vincent, APP                                                               | 16 |
| 1985 | Mike Carson, WCU                                                               | 20 |
| 1986 | Alan Lewis, DAV                                                                | 17 |
| 1987 | Freddie Hailey, WCU                                                            | 21 |
| 1988 | Roy Vilardi, DAV                                                               | 19 |
| 1989 | Steve Hollins, APP                                                             | 18 |
| 1990 | Rodney Tesh, WCU                                                               | 20 |
| 1991 | Mark Page, ETSU; Joey Cox, WCU                                                 | 18 |
| 1992 | Joey Cox, WCU                                                                  | 21 |
| 1993 | Chris Lemonis, CIT; Mike Tidick, WCU                                           | 19 |
| 1994 | Brett Boretti, DAV; Roy Hurst, WCU                                             | 20 |
| 1995 | Tyson Whitley, GSU                                                             | 25 |
| 1996 | Alex Tolbert, WCU                                                              | 25 |
| 1997 | Ryan Butler, CIT                                                               | 22 |
| 1998 | Aaron Haigler, CIT                                                             | 25 |
| 1999 | Jody Pollock, GSU; Dustin Langley, GSU; Philip Hartig, CIT; Stewart Sloan, DAV | 20 |
| 2000 | Dustin Langley, GSU                                                            | 26 |
| 2001 | Andy Baxter, ETSU                                                              | 25 |
| 2002 | Jason Sarvis, UNCG                                                             | 24 |
| 2003 | Rod Goldston, WCU; Lee Curtis, CofC                                            | 26 |
| 2004 | Caleb Moore, ETSU                                                              | 31 |
| 2005 | D.J. Wabick, CofC                                                              | 27 |
| 2006 | Case Cassidy, FUR                                                              | 23 |
| 2007 | David Rubinstein, APP                                                          | 30 |
| 2008 | Brandon Sizemore, CofC                                                         | 24 |
| 2009 | Joey Bergman, CofC                                                             | 25 |
| 2010 | Cole Rakar, CofC                                                               | 26 |
| 2011 | Saxon Butler, SAM                                                              | 26 |
| 2012 | Eric Phillips, GSU                                                             | 24 |
| 2013 | Tyler White, WCU                                                               | 27 |
| 2014 | Heath Quinn, SAM; Bradley Strong, WCU; Casey Jones, Elon                       | 20 |
| 2015 | Conor Clancey, WOF                                                             | 27 |
| 2016 | Hunter Swilling, SAM                                                           | 25 |
| 2017 | Chris Cook, ETSU                                                               | 22 |
| 2018 | Chris Cook, ETSU                                                               | 22 |
| 2019 | John Dempsey, WOF                                                              | 22 |
| 2020 | Colby Thomas, MER                                                              | 9  |

## TRIPLES

|      |                                                     |    |
|------|-----------------------------------------------------|----|
| 1959 | Don Herman, GWU                                     | 8  |
| 1960 | Tom Clary, CIT; Paul Popovich, WVU                  | 4  |
| 1962 | Jim Procopio, WVU; Bill Whaley, CIT (NCAA)          | 4  |
| 1963 | Jim Procopio, WVU                                   | 6  |
| 1964 | Tim Hill, GWU                                       | 4  |
| 1965 | Dick Snyder, DAV                                    | 6  |
| 1966 | Claude Owen, DAV                                    | 5  |
| 1967 | Randy Glesenkamp, W&M                               | 5  |
| 1968 | Jack Driscoll, W&M                                  | 4  |
| 1969 | Ned Scherer, GWU                                    | 4  |
| 1970 | Bubba Hooker, W&M; Hank Bunnell, GWU                | 5  |
| 1971 | Bill Barnhill, DAV                                  | 5  |
| 1972 | R. Ferry, CIT; Reggie Dunnivant, UR; Les Keenan, UR | 3  |
| 1974 | Richard Wieters, CIT; B. Daly, UR; B. Dziabul, APP  | 4  |
| 1975 | Steve Becker, W&M (NCAA)                            | 6  |
| 1976 | Randy Ingram, APP                                   | 6  |
| 1977 | Randy Howell, FUR; Rick Martin, APP                 | 5  |
| 1978 | Ron Mayfield, UTC                                   | 6  |
| 1979 | Dave Cardwell, ETSU                                 | 10 |
| 1980 | Bob Roma, FUR                                       | 5  |
| 1981 | Kip Hagwood, CIT                                    | 7  |
| 1982 | Marcos Velazquez, ETSU                              | 10 |
| 1983 | Robbie Peele, APP; Tom Sams, APP                    | 5  |
| 1984 | Freddie Hailey, WCU                                 | 6  |
| 1985 | Jim Eldredge, WCU                                   | 4  |
| 1986 | Lee Glaze, CIT; Ron Huntington, WCU                 | 4  |
| 1987 | Rob Morrison, MAR; Lawrence Sluder, APP;            | 9  |



**New York Yankees outfielder Brett Gardner (College of Charleston) was twice the SoCon leader in triples and stolen bases, and the speedster set SoCon marks with 85 runs (since broken) and 122 hits in 2005.**

|      |                                                             |    |
|------|-------------------------------------------------------------|----|
| 1988 | David Turgeon, DAV                                          | 3  |
| 1988 | Billy Baker, CIT                                            | 6  |
| 1989 | Garrett Hinshaw, APP; Anthony Jenkins, CIT; Buddy Ward, CIT | 4  |
| 1990 | Todd Raleigh, WCU; Phillip Tobin, CIT; Anthony Jenkins, CIT | 4  |
| 1991 | Rychlik, CIT; Matt Raleigh, WCU                             | 5  |
| 1992 | Vic Correll, CIT                                            | 6  |
| 1993 | Ronnie Wagner, FUR; Louie Napoleon, VMI                     | 4  |
| 1994 | Louie Napoleon, VMI                                         | 7  |
| 1995 | Scott McDaniel, APP                                         | 6  |
| 1996 | Mark Hamlin, GSU                                            | 6  |
| 1997 | Luke Goodwin, DAV                                           | 7  |
| 1998 | Shane Sigmon, APP                                           | 6  |
| 1999 | Billy Colome, CofC; Tracy Biggs, WCU                        | 7  |
| 2001 | Adam Etherington, FUR                                       | 6  |
| 2001 | Adam Etherington, FUR                                       | 6  |
| 2002 | Lee Curtis, CofC                                            | 9  |
| 2003 | Lee Curtis, CofC                                            | 11 |
| 2004 | Brett Gardner, CofC                                         | 9  |
| 2005 | Evan Erickson, Elon; Brett Gardner, CofC; Shane Byrne, ETSU | 5  |
| 2006 | Chris Swauger, CIT                                          | 10 |
| 2007 | Chris Dove, Elon; Chris Campbell, CofC                      | 8  |
| 2008 | Cover Overholtzer, UNCG; Chris Dove, Elon; Jason Rook, APP  | 6  |
| 2009 | Isaac Harrow, APP; Corey Overholtzer, UNCG                  | 6  |
| 2010 | Mac Doyle, WOF                                              | 6  |
| 2011 | Mac Doyle, WOF                                              | 7  |
| 2012 | Daniel Aldrich, CofC                                        | 7  |
| 2013 | Gunnar Heidt, CofC                                          | 7  |
| 2014 | Jaylin Davis, APP                                           | 7  |
| 2015 | Trey York, ETSU                                             | 6  |
| 2016 | Andrew Moritz, UNCG                                         | 7  |
| 2017 | Kody Ruedisili, WOF; Andrew Moritz, UNCG                    | 6  |
| 2018 | Andrew Moritz, UNCG                                         | 10 |
| 2019 | Mike Brown, WOF; Zach Kuchmaner, UNCG; Matthew Koehler, WCU | 5  |
| 2020 | Jeffery Brown, CIT; Noah Hill, ETSU                         | 3  |

## HITS

|      |                                                      |    |
|------|------------------------------------------------------|----|
| 1960 | Paul Popovich, WVU                                   | 43 |
| 1962 | Joe Hatalla, WVU                                     | 39 |
| 1963 | Steve Berzansky, WVU                                 | 41 |
| 1964 | Bill Marovic, WVU                                    | 44 |
| 1965 | Jim Hyder, DAV                                       | 40 |
| 1966 | Jim Hyder, DAV                                       | 35 |
| 1967 | Chuck Albertson, W&M                                 | 40 |
| 1968 | Gordon Slade, DAV                                    | 42 |
| 1969 | Rich Richardson, W&M                                 | 41 |
| 1970 | Sam Perlozzo, GWU; Hank Bunnell, GWU; Mike Ross, CIT | 33 |
| 1971 | Bill Barnhill, DAV                                   | 44 |
| 1975 | George Weicker, DAV                                  | 52 |
| 1976 | Russell Lee, FUR                                     | 46 |

# YEARLY STATISTICAL LEADERS

|      |                                       |     |
|------|---------------------------------------|-----|
| 1977 | Everette Smith, FUR                   | 56  |
| 1978 | John Baker, UTC                       | 61  |
| 1979 | Gary Robinette, ETSU                  | 61  |
| 1986 | Lee Glaze, CIT                        | 88  |
| 1987 | Keith LeClair, WCU                    | 87  |
| 1988 | Keith LeClair, WCU                    | 101 |
| 1989 | Clint Fairey, WCU                     | 69  |
| 1990 | Anthony Jenkins, CIT                  | 89  |
| 1991 | Kevin Bellomo, WCU                    | 101 |
| 1992 | Rodney Hennon, WCU                    | 92  |
| 1993 | Rodney Hennon, WCU                    | 87  |
| 1994 | Roy Hurst, WCU                        | 89  |
| 1995 | Tyson Whitley, GSU                    | 86  |
| 1996 | Tommy Peterman, GSU                   | 94  |
| 1997 | Jeremy Bruce, WCU                     | 99  |
| 1998 | Terrence Smalls, CIT                  | 90  |
| 1999 | Eric Johnson, WCU                     | 100 |
| 2000 | Matt Easterday, GSU                   | 107 |
| 2001 | Scott Henley, GSU                     | 99  |
| 2002 | Lee Curtis, CofC                      | 92  |
| 2003 | Ryan Gordon, UNCG                     | 96  |
| 2004 | Byron Barber, CofC                    | 107 |
| 2005 | Brett Gardner, CofC                   | 122 |
| 2006 | Jermaine Mitchell, UNCG               | 93  |
| 2007 | Chris Campbell, CofC                  | 102 |
| 2008 | Chris Shehan, GSU                     | 98  |
| 2009 | Sonny Meade, CIT                      | 104 |
| 2010 | Cole Rakar, CofC                      | 102 |
| 2011 | Eric Phillips, GSU                    | 98  |
| 2012 | Eric Phillips, GSU                    | 93  |
| 2013 | Aaron Attaway, WCU                    | 97  |
| 2014 | Casey Jones, Elon                     | 82  |
| 2015 | Matt Ramsay, WOF                      | 84  |
| 2016 | Ben Spitznagel, UNCG                  | 95  |
| 2017 | Andrew Moritz, UNCG                   | 94  |
| 2018 | Andrew Moritz, UNCG                   | 92  |
| 2019 | Lawson Hill, WOF                      | 83  |
| 2020 | Will Knight, VMI; Brooks Carlson, SAM | 25  |

## TOTAL BASES

|      |                                       |     |
|------|---------------------------------------|-----|
| 1971 | Neil Eichelberger, FUR                | 77  |
| 1975 | George Weicker, DAV                   | 94  |
| 1977 | Everette Smith, FUR                   | 97  |
| 1978 | John Baker, UTC                       | 101 |
| 1979 | Dave Cardwell, ETSU                   | 106 |
| 1986 | Mike Carson, WCU                      | 123 |
| 1987 | Clint Fairey, WCU                     | 146 |
| 1988 | Keith LeClair, WCU                    | 179 |
| 1989 | Clint Fairey, WCU                     | 125 |
| 1990 | Anthony Jenkins, CIT                  | 161 |
| 1991 | Matt Raleigh, WCU                     | 173 |
| 1992 | Matt Raleigh, WCU                     | 177 |
| 1993 | Todd Greene, GSU                      | 152 |
| 1994 | Mike Tidick, WCU                      | 154 |
| 1995 | Steve Wilson, GSU                     | 146 |
| 1996 | Tommy Peterman, GSU                   | 187 |
| 1997 | Jerry Simmons, CIT                    | 147 |
| 1998 | Philip Hartig, CIT                    | 143 |
| 1999 | Philip Hartig, CIT                    | 171 |
| 2000 | Matt Easterday, GSU                   | 187 |
| 2001 | Philip Hartig, CIT                    | 166 |
| 2002 | Lee Curtis, CofC                      | 166 |
| 2003 | Lee Curtis, CofC                      | 174 |
| 2004 | Jared Greenwood, WCU                  | 160 |
| 2005 | Chris Campbell, CofC                  | 168 |
| 2006 | Chris Swauger, CIT                    | 147 |
| 2007 | Brandon Waring, WOF; Kenny Smith, WCU | 189 |
| 2008 | Jeremie Tice, CofC                    | 192 |
| 2009 | Chase Austin, Elon                    | 178 |
| 2010 | Matt Leeds, CofC                      | 167 |
| 2011 | Victor Roache, GSU                    | 179 |
| 2012 | Brandon Miller, SAM                   | 160 |
| 2013 | Ryan Kinsella, Elon                   | 168 |
| 2014 | Aaron Mizell, GSU                     | 132 |
| 2015 | Kyle Lewis, MER                       | 153 |
| 2016 | Heath Quinn, SAM                      | 165 |
| 2017 | Chris Cook, ETSU; Tyler Tharp, VMI    | 143 |
| 2018 | Matt Pita, VMI                        | 163 |
| 2019 | Kel Johnson, MER                      | 150 |
| 2020 | Colby Thomas, MER                     | 47  |

## RUNS

|      |                   |    |
|------|-------------------|----|
| 1960 | Dick Jones, CIT   | 30 |
| 1962 | Sam Pickens, FUR  | 28 |
| 1963 | Bill Marovic, WVU | 40 |
| 1964 | Bill Marovic, WVU | 34 |

|      |                                       |    |
|------|---------------------------------------|----|
| 1965 | Jim Hyder, DAV                        | 23 |
| 1966 | Mullan, GWU                           | 26 |
| 1967 | Chuck Albertson, W&M; Chuck Guth, WVU | 27 |
| 1968 | Mike Ross, CIT                        | 27 |
| 1969 | Rich Richardson, W&M                  | 41 |
| 1977 | David Ball, WCU                       | 46 |
| 1978 | Wayne Tolleson, WCU                   | 46 |
| 1979 | Dave Cardwell, ETSU                   | 47 |
| 1980 | Gary Robinette, ETSU                  | 36 |
| 1981 | Marcos Velazquez, ETSU                | 71 |
| 1982 | Mike Knox, CIT                        | 66 |
| 1983 | Tony Martin, ETSU                     | 47 |
| 1984 | David Hyatt, WCU                      | 40 |
| 1985 | Lawrence Sluder, APP                  | 58 |
| 1986 | Ed Dubiel, APP                        | 60 |
| 1987 | Billy Masse, DAV                      | 64 |
| 1988 | Keith LeClair, WCU                    | 65 |
| 1989 | Steve Hollins, APP                    | 56 |
| 1990 | Anthony Jenkins, WCU                  | 70 |
| 1991 | Kevin Bellomo, WCU                    | 77 |
| 1992 | Matt Raleigh, WCU                     | 77 |
| 1993 | Rodney Hennon, WCU                    | 65 |
| 1994 | Mike Tidick, WCU                      | 62 |
| 1995 | Tyson Whitley, GSU                    | 57 |
| 1996 | Tommy Peterman, GSU                   | 66 |
| 1997 | Jeremy Bruce, WCU                     | 82 |
| 1998 | Martin Barrow, WCU                    | 72 |
| 1999 | Eric Johnson, WCU                     | 83 |
| 2000 | Chris Morris, CIT                     | 81 |
| 2001 | Doug Schutt, UNCG                     | 67 |
| 2002 | Chris Walker, GSU                     | 79 |
| 2003 | Alan Beck, WCU                        | 68 |
| 2004 | Phillip Coker, CofC                   | 75 |
| 2005 | Brett Gardner, CofC                   | 85 |
| 2006 | Barrett Shaft, WCU                    | 68 |
| 2007 | Oliver Marmol, CofC                   | 84 |
| 2008 | Chris Shehan, GSU                     | 84 |
| 2009 | Joey Bergman, CofC                    | 88 |
| 2010 | Cole Rakar, CofC                      | 76 |
| 2011 | Shawn Payne, GSU                      | 70 |
| 2012 | Marty Gantt, CofC                     | 68 |
| 2013 | Aaron Attaway, WCU                    | 68 |
| 2014 | Bradley Strong, WCU                   | 58 |
| 2015 | Hunter Swilling, SAM                  | 63 |
| 2016 | Kyle Lewis, MER                       | 70 |
| 2017 | Chris Cook, ETSU; Aaron Maher, ETSU   | 62 |
| 2018 | Trey Truitt, Mercer                   | 71 |
| 2019 | Andrew Orzel, WOF                     | 62 |
| 2020 | Jeffery Brown, CIT                    | 21 |

## STOLEN BASES

|      |                   |    |
|------|-------------------|----|
| 1960 | Gaines Mason, FUR | 17 |
|------|-------------------|----|



*Jared Greenwood was one of four Western Carolina sluggers to lead the SoCon in home runs between 2001-06 when he hit 21 in 2004.*

|      |                                         |    |
|------|-----------------------------------------|----|
| 1962 | Larry Hitchcock, CIT; Jim Procopio, WVU | 13 |
| 1963 | Bill Marovic, WVU                       | 27 |
| 1964 | Bill Marovic, WVU                       | 27 |
| 1965 | Bill Marovic, WVU                       | 20 |
| 1966 | Tom Parke, WVU                          | 15 |
| 1967 | Joe Lalli, GWU (NCAA)                   | 21 |
| 1968 | Jimmy Rama, W&M                         | 16 |
| 1974 | Mike Ramsey, APP                        | 34 |
| 1975 | Rick Schwartzman, W&M (NCAA)            | 27 |
| 1976 | Rick Schwartzman, W&M                   | 26 |
| 1977 | Wayne Tolleson, WCU                     | 26 |
| 1978 | Wayne Tolleson, WCU                     | 29 |
| 1979 | John Porter, DAV                        | 15 |
| 1982 | Mike Knox, CIT                          | 39 |
| 1984 | Eddy Halleman, FUR                      | 19 |
| 1985 | Tim Jones, CIT                          | 46 |
| 1986 | Eddy Halleman, FUR                      | 35 |
| 1987 | Gary Sibayan, VMI                       | 24 |
| 1988 | Gary Sibayan, VMI                       | 26 |
| 1989 | Billy Swails, CIT                       | 17 |
| 1990 | Dan McDonnell, CIT                      | 38 |
| 1991 | Dan McDonnell, CIT                      | 30 |
| 1992 | Vic Correll, CIT; Dan McDonnell, CIT    | 27 |
| 1993 | Will Shellman, APP                      | 29 |
| 1994 | David Beckley, CIT                      | 39 |
| 1995 | David Groseclose, VMI                   | 33 |
| 1996 | Antoine Moran, GSU                      | 50 |
| 1997 | Terrence Smalls, CIT                    | 33 |
| 1998 | Terrence Smalls, CIT                    | 49 |
| 1999 | Chris Morris, CIT                       | 52 |
| 2000 | Chris Morris, CIT                       | 84 |
| 2001 | Chris Walker, GSU                       | 41 |
| 2002 | Chris Walker, GSU                       | 48 |
| 2003 | Brett Gardner, CofC                     | 28 |
| 2004 | Byron Barber, CofC                      | 25 |
| 2005 | Brett Gardner, CofC                     | 38 |
| 2006 | Phillip Coker, CofC                     | 36 |
| 2007 | Chris Dove, Elon                        | 31 |
| 2008 | Chris Dove, Elon                        | 38 |
| 2009 | Trevor Collias, WCU                     | 30 |
| 2010 | Shawn Payne, GSU                        | 43 |
| 2011 | Shawn Payne, GSU                        | 33 |
| 2012 | Hector Crespo, APP                      | 30 |
| 2013 | William Head, APP; Ben Morgan, GSU      | 27 |
| 2014 | Hunter Burton, FUR (NCAA)               | 41 |
| 2015 | Jordan Tarsovich, VMI                   | 24 |
| 2016 | Garrett Brown, WCU                      | 34 |
| 2017 | Ryan Hagan, MER                         | 24 |
| 2018 | Nathan Eaton, VMI                       | 36 |
| 2019 | Mike Brown, WOF                         | 38 |
| 2020 | Zack Budzik, UNCG; Jake Lyle, ETSU      | 12 |

## BASES ON BALLS

|      |                                          |    |
|------|------------------------------------------|----|
| 1960 | Harold Honeycutt, VT                     | 23 |
| 1983 | Mel Kinsey, WCU                          | 55 |
| 1985 | Ken Vickery, CIT                         | 52 |
| 1990 | Dan McDonnell, CIT                       | 62 |
| 1991 | Dan McDonnell, CIT                       | 53 |
| 1992 | Dan McDonnell, CIT                       | 63 |
| 1993 | Todd Greene, GSU                         | 44 |
| 1994 | Franco Martin, VMI                       | 44 |
| 1995 | Sy Jones, GSU                            | 59 |
| 1996 | Bo Betchman, CIT; Sy Jones, GSU          | 49 |
| 1997 | Alex Tolbert, WCU                        | 59 |
| 1998 | Chris Moore, WCU                         | 62 |
| 1999 | Chris Morris, CIT                        | 57 |
| 2000 | Shane Schumaker, UNCG; Chris Morris, CIT | 47 |
| 2001 | Shane Schumaker, UNCG                    | 43 |
| 2002 | Strat Stavrou, WOF                       | 41 |
| 2003 | Alan Beck, WCU                           | 47 |
| 2004 | Chip Cannon, CIT                         | 71 |
| 2005 | Jared Greenwood, WCU                     | 54 |
| 2006 | Greg Dowling, GSU                        | 53 |
| 2007 | Blake Murphy, WCU                        | 52 |
| 2008 | Ricky Orton, UNCG                        | 61 |
| 2009 | Chris McGuinness, CIT                    | 65 |
| 2010 | Rob Kral, CofC                           | 58 |
| 2011 | Rob Kral, CofC                           | 61 |
| 2012 | Marty Gantt, CofC; Hector Crespo, APP    | 45 |
| 2013 | Bo Thompson, CIT                         | 54 |
| 2014 | T.J. Dixon, SAM; Bo Thompson, CIT        | 41 |
| 2015 | Matt Meeder, MER                         | 48 |
| 2016 | Kyle Lewis, MER                          | 66 |
| 2017 | Ryan Hagan, MER                          | 41 |
| 2018 | Brett Rodriguez, WOF                     | 48 |
| 2019 | Hudson Byorick, WOF                      | 45 |

# YEARLY STATISTICAL LEADERS

|                     |                                          |          |
|---------------------|------------------------------------------|----------|
| 2020                | Brooks Carlson, SAM                      | 20       |
| <b>HIT BY PITCH</b> |                                          |          |
| 2000                | Karl Morris, CofC                        | 20 or 21 |
| 2002                | Brett Anderson, CofC                     | 20       |
| 2003                | James Payne, GSU                         | 23       |
| 2004                | Byron Barber, CofC                       | 24       |
| 2005                | Gary Morris, Elon                        | 32       |
| 2006                | Tim Hallam, WCU                          | 19       |
| 2007                | Graham Maiden, CofC                      | 29       |
| 2008                | Bennett Davis, Elon                      | 22       |
| 2009                | Griffin Benedict, GSU                    | 24       |
| 2010                | Chris Barker, UNCG                       | 26       |
| 2011                | Trevor Edwards, UNCG                     | 18       |
| 2012                | Tyler Zupcic, APP; Scooter Williams, GSU | 14       |
| 2013                | Scooter Williams, GSU                    | 19       |
| 2014                | Bo Thompson, CIT                         | 22       |
| 2015                | Danny Edgeworth, MER                     | 16       |
| 2016                | Kramer Ferrell, WCU                      | 18       |
| 2017                | JT Thomas, MER                           | 16       |
| 2018                | Andrew Orzel, WOF                        | 36       |
| 2019                | Ryan Smoot, VMI                          | 25       |
| 2020                | Immanuel Wilder, WCU                     | 11       |

## INDIVIDUAL PITCHING

|             |                                                        |    |
|-------------|--------------------------------------------------------|----|
| <b>WINS</b> |                                                        |    |
| 1952        | Moe Bauer, WF                                          | 11 |
| 1959        | Dennis Hill, GWU; Paul Chuma, WVU                      | 8  |
| 1960        | Dick Almes, CIT                                        | 8  |
| 1962        | Tom Shafer, WVU                                        | 9  |
| 1963        | John Radosevich, WVU                                   | 8  |
| 1964        | John Radosevich, WVU                                   | 9  |
| 1965        | John Radosevich, WVU                                   | 8  |
| 1966        | Jerry Meadows, WVU                                     | 9  |
| 1967        | Jay Newton, W&M; Mike Moschel, WVU; Dick Balderson, UR | 7  |
| 1968        | Hank Bunnell, GWU                                      | 9  |
| 1969        | Hank Bunnell, GWU                                      | 6  |
| 1970        | Hank Bunnell, GWU                                      | 9  |
| 1971        | John Katona, FUR; Doug Pounder, CIT                    | 10 |
| 1972        | John Katona, FUR                                       | 8  |
| 1973        | Tommy Toms, ECU; Steve Anspaugh, APP                   | 7  |
| 1974        | R. Martin, UR, Jim Blankenship, APP                    | 7  |
| 1975        | Hank Welch, CIT; Joel Tew, DAV                         | 8  |
| 1976        | Mickey Britt, ECU                                      | 10 |
| 1977        | Jerry Reed, WCU                                        | 10 |
| 1978        | Mike Pendleton, CIT                                    | 9  |
| 1979        | Frank Galloway, CIT                                    | 9  |
| 1980        | Jeff Andrews, ETSU                                     | 11 |
| 1981        | Joe Graves, ETSU                                       | 11 |
| 1982        | Phil Pierce, ETSU                                      | 10 |
| 1983        | Mike Cherry, CIT                                       | 12 |
| 1984        | Pete Hardee, APP                                       | 12 |
| 1985        | Scott Gay, WCU                                         | 12 |
| 1986        | Keith Smith, WCU                                       | 10 |
| 1987        | Steve Condon, DAV                                      | 9  |
| 1988        | Greg Wilcox, DAV                                       | 11 |
| 1989        | Pete Palmer, APP                                       | 8  |
| 1990        | Jack Kimel, WCU                                        | 11 |
| 1991        | Will Ertel, FUR                                        | 12 |
| 1992        | Jack Kimel, WCU                                        | 10 |
| 1993        | Jason Beverlin, WCU                                    | 12 |
| 1994        | Jason Beverlin, WCU                                    | 11 |
| 1995        | William Rushing, GSU; Chris Pollard, DAV               | 11 |
| 1996        | Julio Ayala, GSU                                       | 15 |
| 1997        | Mark DiFelice, WCU                                     | 10 |
| 1998        | Mark DiFelice, WCU                                     | 11 |
| 1999        | Matt Baber, ETSU                                       | 12 |
| 2000        | David Ray, GSU                                         | 12 |
| 2001        | Brett Lewis, GSU                                       | 9  |
| 2002        | Scooter Michael, UNCG                                  | 12 |
| 2003        | Tom Mastny, FUR; Jarrett Santos, UNCG                  | 11 |
| 2004        | Ryan Johnson, CofC; Jonathan Ellis, CIT                | 12 |
| 2005        | Jeremy Hall, ETSU                                      | 10 |
| 2006        | Nick Chigges, CofC                                     | 11 |
| 2007        | Nick Chigges, CofC; Ben Austin, WOF                    | 11 |
| 2008        | Steven Hensley, Elon                                   | 10 |
| 2009        | Chris Mederos, GSU                                     | 11 |
| 2010        | Asher Wojciechowski, CIT                               | 12 |
| 2011        | Josh Renfro, CofC; Chris Beck, GSU; Josh Adams, GSU    | 9  |
| 2012        | Josh Martin, SAM                                       | 12 |
| 2013        | Jeremy Null, WCU; Jamie Nunn, APP                      | 9  |
| 2014        | Alex Ledford, SAM                                      | 11 |

|      |                                                              |    |
|------|--------------------------------------------------------------|----|
| 2015 | Matthew Milburn, WOF                                         | 10 |
| 2016 | Will Gaddis, FUR                                             | 10 |
| 2017 | Will Gaddis, FUR                                             | 9  |
| 2018 | Matt Frisbee, UNCG, Robert Broom, MER                        | 10 |
| 2019 | Hayes Heinecke, WOF                                          | 10 |
| 2020 | Cameron Reeves, CIT; Landon Knack, ETSU; Dalton Rhadans, WOF | 4  |

### EARNED RUN AVERAGE

|      |                         |      |
|------|-------------------------|------|
| 1957 | Fox, CIT                | 1.44 |
| 1958 | Paul Chuma, WVU (NCAA)  | 1.50 |
| 1960 | Jim Carter, WVU         | 1.07 |
| 1962 | Tom Shafer, WVU         | 1.52 |
| 1963 | Joe Jeran, WVU          | 1.15 |
| 1964 | Percy Sensabaugh, VMI   | 0.67 |
| 1965 | Winston Blenckstone, UR | 0.99 |
| 1966 | Vaughn Kovach, WVU      | 0.66 |
| 1967 | Marshall Dellinger, ECU | 0.85 |
| 1968 | Dennis Burke, ECU       | 0.91 |
| 1969 | Terry Deaver, FUR       | 0.83 |
| 1970 | Ron Hastings, ECU       | 0.56 |
| 1971 | Rich Richardson, W&M    | 0.87 |
| 1972 | Rusty Booth, CIT        | 0.95 |
| 1973 | Roger Hatcher, UR       | 0.69 |
| 1974 | Dave LaRussa, ECU       | 0.87 |
| 1975 | Dean Reavis, ECU        | 1.82 |
| 1976 | Pete Conaty, ECU        | 1.21 |
| 1977 | Mickey Britt, ECU       | 1.68 |
| 1978 | Don Gordon, CIT         | 1.72 |
| 1979 | Frank Galloway, CIT     | 1.00 |
| 1980 | Mike Sullivan, MAR      | 0.60 |
| 1981 | Alan Hurt, CIT          | 1.85 |
| 1982 | Kirk Bailey, APP        | 1.25 |
| 1983 | David Mills, CIT        | 1.13 |
| 1984 | Rich Collins, CIT       | 1.70 |
| 1985 | J.D. McKinney, MAR      | 3.05 |
| 1986 | Mike Monte, CIT         | 2.84 |
| 1987 | Ward Withrow, CIT       | 1.32 |
| 1988 | Paul Menhart, WCU       | 3.55 |
| 1989 | Matt Gore, CIT          | 2.41 |
| 1990 | Ken Britt, CIT (preCWS) | 1.97 |
| 1991 | Ken Britt, CIT          | 2.59 |
| 1992 | Gettys Glaze, CIT       | 1.70 |
| 1993 | John Price, CIT         | 2.20 |
| 1994 | Britt Reames, CIT       | 2.16 |
| 1995 | Donald Morillo, CIT     | 1.60 |
| 1996 | Dan Stutzman, APP       | 2.24 |
| 1997 | Tom Martin, CIT         | 3.25 |
| 1998 | Jason Parsons, UNCG     | 2.32 |
| 1999 | Lucas Hocker, CofC      | 2.52 |
| 2000 | Eric Talbert, CIT       | 2.76 |
| 2001 | Eric Talbert, CIT       | 2.06 |
| 2002 | Randy Corn, CIT         | 1.37 |
| 2003 | Tom Mastny, FUR         | 1.09 |
| 2004 | Jonathan Ellis, CIT     | 2.18 |
| 2005 | Chris Mason, UNCG       | 2.88 |
| 2006 | Nick Chigges, CofC      | 1.40 |
| 2007 | Drew Saberhagen, WCU    | 2.87 |
| 2008 | Jay Jackson, FUR        | 3.17 |

|      |                                  |      |
|------|----------------------------------|------|
| 2009 | Matt Talley, CIT                 | 3.42 |
| 2010 | Matt Benedict, WCU               | 3.11 |
| 2011 | Andy Moye, GSU; Matt Murray, GSU | 2.39 |
| 2012 | Christian Powell, CofC           | 2.69 |
| 2013 | Alex Abrams, FUR                 | 2.43 |
| 2014 | Jason Richman, GSU               | 1.20 |
| 2015 | Morgan Pittman, MER              | 2.43 |
| 2016 | Andrew Wantz, UNCG               | 2.97 |
| 2017 | Will Gaddis, FUR                 | 1.89 |
| 2018 | Robert Broom, MER                | 1.70 |
| 2019 | Chad Sykes, UNCG                 | 0.96 |
| 2020 | Jackson Kelley, MER              | 0.70 |

### STRIKEOUTS

|      |                               |     |
|------|-------------------------------|-----|
| 1955 | Jim Heise, WVU                | 111 |
| 1959 | Dick Almes, CIT               | 127 |
| 1960 | Paul Chuma, WVU               | 87  |
| 1962 | Frank Griffith, UR            | 84  |
| 1963 | John Radosevich, WVU (NCAA)   | 95  |
| 1964 | John Radosevich, WVU          | 123 |
| 1965 | John Radosevich, WVU          | 120 |
| 1966 | Holland, DAV                  | 113 |
| 1967 | Jerry Meadows, ECU            | 105 |
| 1968 | Hank Bunnell, GWU             | 93  |
| 1969 | Hank Bunnell, GWU             | 79  |
| 1970 | Hank Bunnell, GWU             | 110 |
| 1971 | John Katona, FUR              | 109 |
| 1972 | Steve Arrington, CIT          | 68  |
| 1973 | Steve Arrington, CIT          | 93  |
| 1974 | Todd Brenizer, FUR            | 78  |
| 1975 | Richard Wieters, CIT          | 62  |
| 1976 | Chris Davis, W&M              | 84  |
| 1977 | Tim Barr, DAV                 | 106 |
| 1978 | Mike Pendleton, CIT           | 98  |
| 1979 | Mike Pendleton, CIT           | 91  |
| 1981 | Jeff Barkley, CIT             | 88  |
| 1982 | Mike Cherry, CIT              | 106 |
| 1983 | Mike Cherry, CIT              | 132 |
| 1984 | Scott Gay, WCU                | 62  |
| 1985 | Scott Gay, WCU                | 118 |
| 1986 | Len Stratton, APP             | 90  |
| 1987 | Len Stratton, APP             | 69  |
| 1988 | Greg Wilcox, DAV              | 86  |
| 1989 | Paul Menhart, WCU             | 64  |
| 1990 | Paul Menhart, WCU             | 82  |
| 1991 | Will Ertel, FUR               | 96  |
| 1992 | Gettys Glaze, CIT             | 104 |
| 1993 | Jason Beverlin, WCU           | 106 |
| 1994 | Jason Beverlin, WCU           | 154 |
| 1995 | William Rushing, GSU          | 172 |
| 1996 | Julio Ayala, GSU              | 143 |
| 1997 | Ryan Cummings, GSU            | 104 |
| 1998 | Brian Rogers/Brian Wiley, CIT | 159 |
| 1999 | Brian Wiley, CIT              | 150 |
| 2000 | David Ray, GSU                | 115 |
| 2001 | Reid Casey, ETSU              | 107 |
| 2002 | Brett Lewis, GSU              | 122 |
| 2003 | Dennis Dove, GSU              | 118 |
| 2004 | Jonathan Ellis, CIT           | 131 |
| 2005 | Chris Mason, UNCG             | 135 |
| 2006 | Everett Teaford, GSU          | 122 |
| 2007 | Nick Chigges, CofC            | 112 |
| 2008 | Steven Hensley, Elon          | 99  |
| 2009 | Chris Mederos, GSU            | 113 |
| 2010 | Asher Wojciechowski, CIT      | 155 |
| 2011 | Chris Beck, GSU               | 109 |
| 2012 | Chris Beck, GSU               | 115 |
| 2013 | Justin Hess, GSU              | 120 |
| 2014 | Sam Howard, GSU               | 94  |
| 2015 | James Reeves, CIT             | 115 |
| 2016 | Matthew Milburn, WOF          | 103 |
| 2017 | JP Sears, CIT                 | 142 |
| 2018 | Adam Scott                    | 137 |
| 2019 | Zak Kent, VMI                 | 132 |
| 2020 | Landon Knack, ETSU            | 51  |

### INNINGS PITCHED

|      |                      |      |
|------|----------------------|------|
| 1960 | Dick Almes, CIT      | 94.0 |
| 1961 | Lee Melear, VT       | 74.2 |
| 1962 | Tom Shafer, WVU      | 88.1 |
| 1963 | Tony Romasco, GWU    | 76.2 |
| 1964 | John Radosevich, WVU | 81.0 |
| 1965 | John Radosevich, WVU | 77.0 |
| 1966 | Howard Bryan, DAV    | 90.0 |
| 1967 | Jay Newton, W&M      | 97.0 |
| 1968 | Dick Balderson, UR   | 80.0 |



Wofford pitcher Ben Austin paced the SoCon with 11 wins in 2007 and a pair of shutouts in 2008.



# YEARLY STATISTICAL LEADERS

|      |                                   |       |
|------|-----------------------------------|-------|
| 1969 | Hank Bunnell, GWU                 | 88.1  |
| 1970 | Hank Bunnell, GWU                 | 102.1 |
| 1971 | Rick Pipan, DAV                   | 94.0  |
| 1972 | John Katona, FUR                  | 76.1  |
| 1973 | Tommy Toms, ECU                   | 77.1  |
| 1974 | Jim Blankenship, APP              | 93.1  |
| 1975 | Joel Tew, DAV                     | 94.2  |
| 1976 | Mickey Britt, ECU                 | 103.2 |
| 1977 | Tim Barr, DAV                     | 113.1 |
| 1978 | Albie DeYoung, MAR                | 75.0  |
| 1979 | Frank Galloway, CIT               | 99.0  |
| 1981 | Jeff Barkley, CIT                 | 94.0  |
| 1985 | Scott Gay, WCU                    | 113.1 |
| 1989 | Paul Menhart, WCU                 | 86.1  |
| 1990 | Billy Baker, CIT                  | 109.1 |
| 1991 | Will Ertel, FUR                   | 132.1 |
| 1992 | Phillip Grundy, WCU               | 110.1 |
| 1993 | Jason Beverlin, WCU               | 105.1 |
| 1994 | Jason Beverlin, WCU               | 124.1 |
| 1995 | William Rushing, GSU              | 160.0 |
| 1996 | Julio Ayala, GSU                  | 152.0 |
| 1997 | Clint Sauls, GSU                  | 115.0 |
| 1998 | Clint Sauls, GSU                  | 122.0 |
| 1999 | David Pember, WCU                 | 119.2 |
| 2000 | Matt Baber, ETSU                  | 133.2 |
| 2001 | Reid Casey, ETSU                  | 117.1 |
| 2002 | Brett Lewis, GSU                  | 126.1 |
| 2003 | Ryan Basner, WCU                  | 125.0 |
| 2004 | Jonathan Ellis, CIT               | 136.1 |
| 2005 | Everett Teaford, GSU              | 119.2 |
| 2006 | Everett Teaford, GSU              | 120.1 |
| 2007 | Austin Redwine, WOF               | 109.0 |
| 2008 | Jay Jackson, FUR                  | 99.1  |
| 2009 | Wes Wrenn, CIT                    | 102.0 |
| 2010 | Asher Wojciechowski, CIT          | 125.2 |
| 2011 | Chris Beck, GSU                   | 103.0 |
| 2012 | Josh Martin, SAM                  | 110.0 |
| 2013 | Kyle Webb, Elon                   | 104.0 |
| 2014 | Jordan Smith, WCU                 | 105.0 |
| 2015 | Alex Ledford, SAM                 | 104.1 |
| 2016 | Ryan Askew, MER; Will Gaddis, FUR | 101.2 |
| 2017 | Josh Winder, VMI                  | 107.2 |
| 2018 | Adam Scott, WOF                   | 103.1 |
| 2019 | Micah Kaczor, ETSU                | 101.1 |
| 2020 | Adam Jewell, VMI                  | 30.1  |

## COMPLETE GAMES

|      |                                                           |    |
|------|-----------------------------------------------------------|----|
| 1956 | Charlie Moore, FUR                                        | 9  |
| 1965 | John Radosevich, WVU                                      | 9  |
| 1966 | Four players                                              | 7  |
| 1967 | Jay Newton, W&M; Dick Balderson, UR                       | 11 |
| 1968 | Hank Bunnell, GWU; Dick Balderson, UR                     | 9  |
| 1970 | John Katona, FUR                                          | 10 |
| 1971 | Rick Pipan, DAV                                           | 11 |
| 1974 | Jim Blankenship, APP                                      | 9  |
| 1975 | Joel Tew, DAV                                             | 10 |
| 1976 | Jeff Roberts, FUR                                         | 9  |
| 1977 | Tim Barr, DAV                                             | 10 |
| 1978 | Albie DeYoung, MAR                                        | 8  |
| 1979 | Mike Priesmeyer, ETSU                                     | 9  |
| 1980 | Jeff Andrews, ETSU                                        | 9  |
| 1981 | Jeff Barkley, CIT                                         | 9  |
| 1985 | Kirk Burnett, FUR; Chris Johnson, ETSU                    | 9  |
| 1989 | Mike Clark, FUR                                           | 7  |
| 1990 | Danny Clark, ETSU                                         | 8  |
| 1991 | Will Ertel, FUR                                           | 11 |
| 1992 | Charles Braswell, FUR; Dallas Rinehart, ETSU              | 9  |
| 1993 | Matt Spade, MAR                                           | 7  |
| 1994 | Matt Spade, MAR                                           | 9  |
| 1995 | Chris Pollard, DAV                                        | 11 |
| 1996 | W.G. Smith, VMI                                           | 7  |
| 1997 | Jonathan Coulombe, DAV                                    | 10 |
| 1998 | Michael Harrell, ETSU                                     | 7  |
| 1999 | Matt Baber, ETSU                                          | 11 |
| 2000 | Matt Baber, ETSU                                          | 9  |
| 2001 | Toby David, FUR; George Lehr, WOF                         | 4  |
| 2002 | Jay Metzger, UNCG                                         | 6  |
| 2003 | Tom Mastny, FUR                                           | 8  |
| 2004 | Jonathan Ellis, CIT                                       | 9  |
| 2005 | Chris Mason, UNCG                                         | 8  |
| 2006 | Everett Teaford, GSU                                      | 4  |
| 2007 | Seven tied                                                | 2  |
| 2008 | Jesse Simpson, CofC; Ben Austin, WOF                      | 2  |
| 2009 | Wes Wrenn, CIT                                            | 3  |
| 2010 | Asher Wojciechowski, CIT; Ian Parry, FUR; Jake Brown, GSU | 3  |

|      |                                                                                         |   |
|------|-----------------------------------------------------------------------------------------|---|
| 2011 | Matt Talley, CIT; Chris Beck, GSU; Andy Moye, GSU; Jordan Smith, WCU; Cash Collins, WOF | 2 |
| 2012 | Chris Beck, GSU                                                                         | 4 |
| 2013 | C.K. Irby, SAM                                                                          | 3 |
| 2014 | Tyler Moore, APP                                                                        | 5 |
| 2015 | Eric Nyquist, MER                                                                       | 3 |
| 2016 | Will Gaddis, FUR; Josh Winder, VMI; Matthew Milburn, WOF                                | 2 |
| 2017 | Josh Winder, VMI; Austin Higginbotham, WOF                                              | 3 |
| 2018 | Austin Higginbotham, WOF; Adam Scott, WOF                                               | 2 |
| 2019 | Shane Connolly, CIT; Jordan Merritt, CIT; David Dunlavey, FUR; Zak Kent, VMI            | 2 |
| 2020 | None                                                                                    | 0 |

## APPEARANCES

|      |                                      |    |
|------|--------------------------------------|----|
| 1989 | Dan Norman, APP                      | 22 |
| 1990 | Hank Kraft, CIT                      | 27 |
| 1991 | Hank Kraft, CIT                      | 26 |
| 1992 | Billy Goodrich, VMI; Hank Kraft, CIT | 24 |
| 1993 | Paul Thornton, GSU                   | 35 |
| 1994 | Mike Manning, WCU                    | 40 |
| 1995 | Donald Morillo, CIT                  | 32 |
| 1996 | Tod Lee, GSU                         | 38 |
| 1997 | Tod Lee, GSU                         | 42 |
| 1998 | Tom Martin, CIT                      | 38 |
| 1999 | Marty Jones, GSU                     | 33 |
| 2000 | Taft Cable, UNCG                     | 38 |
| 2001 | Ted Toler, UNCG                      | 41 |
| 2002 | Randy Corn, CIT                      | 39 |
| 2003 | Jarrett Santos, UNCG                 | 41 |
| 2004 | Jarrett Santos, UNCG                 | 34 |
| 2005 | Luke Miller, WCU                     | 37 |
| 2006 | Patrick Currin, UNCG                 | 38 |
| 2007 | Kyle Kamppi, GSU                     | 37 |
| 2008 | James White, UNCG                    | 38 |
| 2009 | Mike Frongello, DAV                  | 34 |
| 2010 | Andrew Chilcoat, WCU                 | 34 |
| 2011 | Mike Frongello, DAV                  | 39 |
| 2012 | Ryan Hines, CIT                      | 36 |
| 2013 | Zach Sherrill, CIT                   | 48 |
| 2014 | Jason Richman, GSU (NCAA)            | 47 |
| 2015 | Zach Lavery, CIT                     | 41 |
| 2016 | Robert Broom, MER                    | 41 |
| 2017 | Billy Greenfield, FUR                | 35 |
| 2018 | Nick Spear, MER                      | 32 |
| 2019 | Nick Spear, MER                      | 35 |
| 2020 | Devin Beckley, CIT                   | 11 |

## SAVES

|      |                                                      |    |
|------|------------------------------------------------------|----|
| 1988 | Brad Wanzenberg, DAV                                 | 11 |
| 1989 | Tripp Blanton, CIT; Dan Norman, APP                  | 6  |
| 1990 | Hank Kraft, CIT; Doug Uzdilla, WCU                   | 7  |
| 1991 | Hank Kraft, CIT                                      | 9  |
| 1992 | Hank Kraft, CIT                                      | 12 |
| 1993 | Paul Thornton, GSU                                   | 17 |
| 1994 | Mike Manning, WCU                                    | 14 |
| 1995 | Donald Morillo, CIT                                  | 13 |
| 1996 | Tod Lee, GSU                                         | 11 |
| 1997 | Tod Lee, GSU; Tom Martin, CIT                        | 7  |
| 1998 | David Pember, WCU; Tom Martin, CIT                   | 8  |
| 1999 | Brett Davey, CofC; Jay Morgan, CIT; Ian Ostlund, VMI | 7  |
| 2000 | Jay Morgan, CIT                                      | 10 |
| 2001 | Randy Corn, CIT; Andy Hutchings, CofC                | 12 |
| 2002 | Randy Corn, CIT                                      | 13 |
| 2003 | Chris Mason, UNCG                                    | 8  |
| 2004 | Brett Harker, CofC                                   | 13 |
| 2005 | Brett Harker, CofC                                   | 15 |
| 2006 | Josh McLaughlin, CofC; Link Saunders, CIT            | 15 |
| 2007 | A.J. Battisto, GSU; Greg Holland, WCU                | 10 |
| 2008 | Thomas Girdwood, Elon                                | 10 |
| 2009 | Thomas Girdwood, Elon                                | 17 |
| 2010 | Chris Patterson, APP                                 | 13 |
| 2011 | Andrew Jones, SAM                                    | 15 |
| 2012 | Nathan Hyatt, APP                                    | 16 |
| 2013 | Preston Hatcher, WCU                                 | 14 |
| 2014 | Skylar Hunter, CIT                                   | 15 |
| 2015 | Will Stillman, WOF                                   | 15 |
| 2016 | Will Stillman, WOF                                   | 9  |
| 2017 | Wyatt Burns, SAM                                     | 12 |
| 2018 | Wyatt Burns, SAM                                     | 13 |
| 2019 | Stephen Jones, SAM                                   | 13 |
| 2020 | Hunter Phillips, MER                                 | 3  |
|      | Carson Cupo, SAM                                     | 3  |
|      | Rasesh Pandya, WOF                                   | 3  |



*The 39 appearances by Davidson's Mike Frongello in 2010 were the most by any SoCon pitcher.*

## SHUTOUTS

|      |                                      |   |
|------|--------------------------------------|---|
| 1979 | Frank Galloway, CIT                  | 4 |
| 1981 | Jeff Montgomery, MAR                 | 4 |
| 1989 | Matt Gore, CIT; Paul Menhart, WCU    | 2 |
| 1990 | Richard Shire, CIT                   | 3 |
| 1991 | Ken Britt, CIT; Chris Smith, APP     | 3 |
| 1992 | Gettys Glaze, CIT                    | 5 |
| 1993 | Clint Fair, GSU                      | 3 |
| 1994 | Tim Roth, GSU; William Rushing, GSU  | 3 |
| 2000 | Four tied                            | 1 |
| 2001 | Six tied                             | 1 |
| 2002 | Five tied                            | 2 |
| 2003 | 10 tied                              | 1 |
| 2004 | Jonathan Ellis, CIT                  | 2 |
| 2005 | Chris Mason, UNCG                    | 1 |
| 2006 | Nick Chiggas, CofC                   | 2 |
| 2007 | Six tied                             | 1 |
| 2008 | Ben Austin, WOF                      | 2 |
| 2009 | David Peterson, CofC; Matt Crim, CIT | 1 |
| 2010 | Matt Talley, CIT; Jimmy Reyes, Elon  | 2 |
| 2011 | Jordan Smith, WCU                    | 2 |
| 2012 | Six tied                             | 1 |
| 2013 | Sam Agnew-Wieland, APP               | 2 |
| 2014 | Five tied                            | 1 |
| 2015 | Eric Nyquist, MER; Adam Scott, WOF   | 2 |
| 2016 | Five tied                            | 1 |
| 2017 | Five tied                            | 1 |
| 2018 | None                                 | 0 |
| 2019 | Shane Connolly, CIT                  | 2 |
| 2020 | None                                 | 0 |

## OPPOSING BATTING AVERAGE

|      |                          |      |
|------|--------------------------|------|
| 2000 | Jason Cadenhead, GSU     | .226 |
| 2001 | Randy Corn, CIT          | .209 |
| 2002 | Randy Corn, CIT          | .157 |
| 2003 | Tom Mastny, FUR          | .178 |
| 2004 | Jonathan Ellis, CIT      | .221 |
| 2005 | Link Saunders, CIT       | .234 |
| 2006 | Nick Chiggas, CofC       | .205 |
| 2007 | Jeff Beliveau, CofC      | .229 |
| 2008 | Jay Jackson, FUR         | .216 |
| 2009 | Rob Gilliam, UNCG        | .224 |
| 2010 | Asher Wojciechowski, CIT | .233 |
| 2011 | Matt Murray, GSU         | .207 |
| 2012 | Matt Pegler, CofC        | .221 |
| 2013 | Alex Abrams, FUR         | .236 |
| 2014 | Danny Mooney, DAV        | .203 |
| 2015 | James Reeves, CIT        | .227 |
| 2016 | Andrew Wantz, UNCG       | .199 |
| 2017 | Robert Broom, MER        | .195 |
| 2018 | Samuel Strickland, SAM   | .177 |
| 2019 | Chad Sykes, UNCG         | .181 |
| 2020 | Garrett Mathes, MER      | .123 |

# YEARLY STATISTICAL LEADERS

## TEAM BATTING

### BATTING AVERAGE

|      |                               |      |
|------|-------------------------------|------|
| 1963 | The Citadel                   | .219 |
| 1964 | West Virginia                 | .283 |
| 1965 | George Washington             | .279 |
| 1966 | George Washington             | .318 |
| 1967 | East Carolina                 | .273 |
| 1968 | George Washington             | .284 |
| 1969 | William & Mary                | .269 |
| 1970 | Richmond                      | .275 |
| 1971 | Furman                        | .272 |
| 1972 | Richmond                      | .262 |
| 1973 | Appalachian State             | .278 |
| 1974 | Appalachian State             | .268 |
| 1975 | The Citadel                   | .293 |
| 1976 | The Citadel                   | .295 |
| 1977 | Western Carolina              | .322 |
| 1978 | Appalachian State             | .353 |
| 1979 | ETSU                          | .302 |
| 1980 | Western Carolina              | .324 |
| 1981 | Appalachian State             | .346 |
| 1982 | The Citadel                   | .346 |
| 1983 | Appalachian State             | .317 |
| 1984 | Appalachian State             | .314 |
| 1985 | Appalachian State             | .328 |
| 1986 | Appalachian State             | .343 |
| 1987 | Western Carolina              | .314 |
| 1988 | Appalachian State             | .339 |
| 1989 | Marshall                      | .317 |
| 1990 | Western Carolina              | .314 |
| 1991 | Western Carolina              | .330 |
| 1992 | Western Carolina              | .320 |
| 1993 | ETSU                          | .313 |
| 1994 | Western Carolina              | .295 |
| 1995 | Georgia Southern              | .294 |
| 1996 | Appalachian State             | .314 |
| 1997 | Western Carolina              | .351 |
| 1998 | ETSU                          | .314 |
| 1999 | Western Carolina              | .328 |
| 2000 | The Citadel                   | .325 |
| 2001 | Western Carolina              | .311 |
| 2002 | Western Carolina              | .334 |
| 2003 | The Citadel; Georgia Southern | .307 |
| 2004 | College of Charleston         | .341 |
| 2005 | College of Charleston         | .355 |
| 2006 | College of Charleston         | .325 |
| 2007 | College of Charleston         | .350 |
| 2008 | Georgia Southern              | .346 |
| 2009 | College of Charleston         | .345 |
| 2010 | College of Charleston         | .319 |
| 2011 | Western Carolina              | .302 |
| 2012 | Western Carolina              | .310 |
| 2013 | UNCG                          | .311 |
| 2014 | UNCG                          | .310 |
| 2015 | Samford                       | .304 |
| 2016 | UNCG (NCAA)                   | .345 |
| 2017 | UNCG                          | .320 |
| 2018 | UNCG                          | .326 |
| 2019 | Wofford                       | .306 |
| 2020 | Wofford                       | .316 |

### HOME RUNS

|      |                   |    |
|------|-------------------|----|
| 1963 | VMI               | 15 |
| 1964 | Davidson          | 13 |
| 1965 | Virginia Tech     | 10 |
| 1966 | East Carolina     | 10 |
| 1967 | East Carolina     | 14 |
| 1968 | East Carolina     | 27 |
| 1969 | East Carolina     | 16 |
| 1970 | Furman            | 13 |
| 1971 | Furman            | 29 |
| 1972 | East Carolina     | 13 |
| 1973 | Richmond          | 10 |
| 1974 | East Carolina     | 19 |
| 1975 | Davidson          | 24 |
| 1976 | Richmond          | 24 |
| 1977 | Western Carolina  | 37 |
| 1978 | Appalachian State | 41 |
| 1979 | ETSU              | 44 |
| 1980 | ETSU              | 40 |
| 1981 | ETSU              | 69 |
| 1982 | ETSU              | 60 |
| 1983 | ETSU              | 59 |
| 1984 | Western Carolina  | 36 |
| 1985 | Appalachian State | 78 |

|      |                            |     |
|------|----------------------------|-----|
| 1986 | Appalachian State          | 76  |
| 1987 | Davidson                   | 84  |
| 1988 | Western Carolina           | 112 |
| 1989 | Western Carolina           | 70  |
| 1990 | Western Carolina           | 65  |
| 1991 | Western Carolina           | 67  |
| 1992 | Western Carolina           | 87  |
| 1993 | Western Carolina; Davidson | 67  |
| 1994 | Davidson                   | 47  |
| 1995 | Georgia Southern           | 57  |
| 1996 | Georgia Southern           | 73  |
| 1997 | Western Carolina           | 100 |
| 1998 | Western Carolina           | 55  |
| 1999 | Western Carolina           | 82  |
| 2000 | UNCG                       | 61  |
| 2001 | Georgia Southern           | 60  |
| 2002 | Western Carolina           | 56  |
| 2003 | Western Carolina           | 58  |
| 2004 | Western Carolina           | 66  |
| 2005 | ETSU                       | 69  |
| 2006 | Elon                       | 68  |
| 2007 | Wofford                    | 108 |
| 2008 | College of Charleston      | 130 |
| 2009 | Elon                       | 138 |
| 2010 | College of Charleston      | 105 |
| 2011 | College of Charleston      | 81  |
| 2012 | Samford                    | 66  |
| 2013 | Western Carolina           | 71  |
| 2014 | Georgia Southern           | 61  |
| 2015 | Samford (NCAA)             | 85  |
| 2016 | Mercer                     | 93  |
| 2017 | Mercer                     | 79  |
| 2018 | Mercer                     | 80  |
| 2019 | Mercer                     | 73  |
| 2020 | ETSU                       | 21  |

### SLUGGING PERCENTAGE

|      |                       |      |
|------|-----------------------|------|
| 2000 | The Citadel           | .478 |
| 2001 | Western Carolina      | .473 |
| 2002 | College of Charleston | .508 |
| 2003 | College of Charleston | .464 |
| 2004 | College of Charleston | .485 |
| 2005 | ETSU                  | .523 |
| 2006 | Furman                | .471 |
| 2007 | College of Charleston | .570 |
| 2008 | College of Charleston | .607 |
| 2009 | Elon                  | .596 |
| 2010 | College of Charleston | .539 |
| 2011 | College of Charleston | .486 |
| 2012 | Samford               | .457 |
| 2013 | Western Carolina      | .493 |
| 2014 | Davidson              | .459 |
| 2015 | Samford               | .489 |



Furman's Tom Mastny recorded a league-best 1.09 ERA in 2003.

|      |                  |      |
|------|------------------|------|
| 2016 | UNCG (NCAA)      | .538 |
| 2017 | Mercer           | .484 |
| 2018 | VMI              | .477 |
| 2019 | Western Carolina | .449 |
| 2020 | ETSU             | .524 |

### ON-BASE PERCENTAGE

|      |                                         |      |
|------|-----------------------------------------|------|
| 2000 | The Citadel                             | .410 |
| 2001 | College of Charleston; Western Carolina | .391 |
| 2002 | College of Charleston                   | .412 |
| 2003 | Georgia Southern                        | .396 |
| 2004 | College of Charleston                   | .431 |
| 2005 | College of Charleston                   | .432 |
| 2006 | Elon                                    | .402 |
| 2007 | College of Charleston                   | .423 |
| 2008 | Georgia Southern                        | .437 |
| 2009 | College of Charleston                   | .430 |
| 2010 | College of Charleston                   | .413 |
| 2011 | College of Charleston                   | .394 |
| 2012 | Samford                                 | .387 |
| 2013 | The Citadel                             | .395 |
| 2014 | Western Carolina                        | .383 |
| 2015 | Wofford                                 | .392 |
| 2016 | UNCG (NCAA)                             | .425 |
| 2017 | Mercer                                  | .401 |
| 2018 | Mercer                                  | .400 |
| 2019 | Wofford                                 | .401 |
| 2020 | Wofford                                 | .422 |

### RUNS

|      |                       |     |
|------|-----------------------|-----|
| 2000 | The Citadel           | 492 |
| 2001 | Georgia Southern      | 500 |
| 2002 | College of Charleston | 533 |
| 2003 | Western Carolina      | 477 |
| 2004 | College of Charleston | 535 |
| 2005 | College of Charleston | 553 |
| 2006 | Elon                  | 491 |
| 2007 | College of Charleston | 552 |
| 2008 | College of Charleston | 627 |
| 2009 | Elon                  | 604 |
| 2010 | College of Charleston | 576 |
| 2011 | College of Charleston | 446 |
| 2012 | Samford               | 436 |
| 2013 | The Citadel           | 434 |
| 2014 | Georgia Southern      | 413 |
| 2015 | Samford               | 435 |
| 2016 | UNCG                  | 492 |
| 2017 | UNCG                  | 438 |
| 2018 | Mercer                | 479 |
| 2019 | Wofford               | 448 |
| 2020 | Wofford               | 134 |

### HITS

|      |                       |     |
|------|-----------------------|-----|
| 2000 | The Citadel           | 687 |
| 2001 | Georgia Southern      | 690 |
| 2002 | Georgia Southern      | 733 |
| 2003 | Western Carolina      | 694 |
| 2004 | College of Charleston | 760 |
| 2005 | College of Charleston | 814 |
| 2006 | College of Charleston | 725 |
| 2007 | College of Charleston | 760 |
| 2008 | Georgia Southern      | 751 |
| 2009 | The Citadel           | 728 |
| 2010 | College of Charleston | 732 |
| 2011 | College of Charleston | 627 |
| 2012 | Samford               | 674 |
| 2013 | Western Carolina      | 653 |
| 2014 | Georgia Southern      | 627 |
| 2015 | Samford               | 636 |
| 2016 | UNCG (NCAA)           | 726 |
| 2017 | Furman                | 676 |
| 2018 | Mercer                | 635 |
| 2019 | Wofford               | 631 |
| 2020 | Wofford               | 177 |

### RUNS BATTED IN

|      |                       |     |
|------|-----------------------|-----|
| 2000 | The Citadel           | 444 |
| 2001 | Georgia Southern      | 442 |
| 2002 | College of Charleston | 450 |
| 2003 | Western Carolina      | 421 |
| 2004 | College of Charleston | 475 |
| 2005 | College of Charleston | 495 |
| 2006 | Elon                  | 449 |
| 2007 | College of Charleston | 513 |
| 2008 | College of Charleston | 589 |
| 2009 | Elon                  | 558 |

# YEARLY STATISTICAL LEADERS

|      |                       |     |
|------|-----------------------|-----|
| 2010 | College of Charleston | 532 |
| 2011 | College of Charleston | 416 |
| 2012 | Samford               | 399 |
| 2013 | The Citadel           | 398 |
| 2014 | Georgia Southern      | 372 |
| 2015 | Samford               | 405 |
| 2016 | UNCG                  | 451 |
| 2017 | UNCG                  | 400 |
| 2018 | Mercer                | 437 |
| 2019 | Wofford               | 382 |
| 2020 | Wofford               | 113 |

## DOUBLES

|      |                       |     |
|------|-----------------------|-----|
| 2000 | Georgia Southern      | 155 |
| 2001 | Western Carolina      | 143 |
| 2002 | College of Charleston | 151 |
| 2003 | Western Carolina      | 148 |
| 2004 | Western Carolina      | 137 |
| 2005 | College of Charleston | 174 |
| 2006 | Appalachian State     | 136 |
| 2007 | Appalachian State     | 168 |
| 2008 | College of Charleston | 161 |
| 2009 | College of Charleston | 156 |
| 2010 | College of Charleston | 160 |
| 2011 | College of Charleston | 134 |
| 2012 | Appalachian State     | 134 |
| 2013 | Western Carolina      | 145 |
| 2014 | Samford               | 120 |
| 2015 | Wofford               | 125 |
| 2016 | UNCG                  | 145 |
| 2017 | ETSU                  | 130 |
| 2018 | Wofford               | 114 |
| 2019 | Wofford               | 134 |
| 2020 | Mercer                | 35  |

## TRIPLES


|      |                       |    |
|------|-----------------------|----|
| 2000 | The Citadel           | 23 |
| 2001 | Furman                | 24 |
| 2002 | College of Charleston | 42 |
| 2003 | College of Charleston | 27 |
| 2004 | College of Charleston | 23 |
| 2005 | ETSU                  | 17 |
| 2006 | The Citadel           | 21 |
| 2007 | College of Charleston | 26 |
| 2008 | Elon                  | 24 |
| 2009 | Elon                  | 24 |
| 2010 | UNCG                  | 21 |
| 2011 | Elon                  | 21 |
| 2012 | Appalachian State     | 20 |
| 2013 | Elon                  | 19 |
| 2014 | Appalachian State     | 21 |
| 2015 | Wofford               | 20 |
| 2016 | UNCG (NCAA)           | 32 |
| 2017 | UNCG (NCAA)           | 33 |
| 2018 | UNCG                  | 30 |
| 2019 | UNCG                  | 18 |
| 2020 | The Citadel; ETSU     | 9  |

## TOTAL BASES

|      |                       |       |
|------|-----------------------|-------|
| 2000 | Georgia Southern      | 1,018 |
| 2001 | Georgia Southern      | 1,028 |
| 2002 | College of Charleston | 1,089 |
| 2003 | Western Carolina      | 1,044 |
| 2004 | College of Charleston | 1,080 |
| 2005 | College of Charleston | 1,196 |
| 2006 | Elon                  | 1,022 |
| 2007 | College of Charleston | 1,237 |
| 2008 | College of Charleston | 1,304 |
| 2009 | Elon                  | 1,310 |
| 2010 | College of Charleston | 1,237 |
| 2011 | College of Charleston | 1,028 |
| 2012 | Samford               | 1,020 |
| 2013 | Western Carolina      | 1,045 |
| 2014 | Georgia Southern      | 940   |
| 2015 | Samford               | 1,023 |
| 2016 | UNCG                  | 1,130 |
| 2017 | Furman                | 1,036 |
| 2018 | Mercer                | 996   |
| 2019 | Mercer                | 929   |
| 2020 | ETSU                  | 260   |

## BASES ON BALLS

|      |                       |     |
|------|-----------------------|-----|
| 2000 | College of Charleston | 314 |
| 2001 | UNCG                  | 293 |
| 2002 | College of Charleston | 256 |
| 2003 | Western Carolina      | 274 |



*The Citadel's Mike Pendleton (1978-81) owned a career 2.80 ERA and was part of a run that saw the Bulldogs lead the league in that category from 1977-83.*

|      |                       |     |
|------|-----------------------|-----|
| 2004 | The Citadel           | 260 |
| 2005 | Elon                  | 250 |
| 2006 | Elon                  | 308 |
| 2007 | Elon                  | 277 |
| 2008 | Elon                  | 330 |
| 2009 | Elon                  | 326 |
| 2010 | Elon                  | 302 |
| 2011 | College of Charleston | 297 |
| 2012 | Samford               | 251 |
| 2013 | Elon                  | 280 |
| 2014 | Georgia Southern      | 256 |
| 2015 | Wofford               | 266 |
| 2016 | Mercer (NCAA)         | 366 |
| 2017 | Mercer                | 299 |
| 2018 | VMI                   | 281 |
| 2019 | Wofford               | 288 |
| 2020 | Wofford               | 90  |

## HIT BY PITCH

|      |                        |     |
|------|------------------------|-----|
| 2000 | College of Charleston  | 98  |
| 2002 | Georgia Southern       | 86  |
| 2003 | Georgia Southern       | 92  |
| 2004 | College of Charleston  | 122 |
| 2005 | Elon                   | 108 |
| 2006 | Western Carolina       | 101 |
| 2007 | College of Charleston  | 96  |
| 2008 | Elon                   | 105 |
| 2009 | Georgia Southern       | 107 |
| 2010 | Elon; Western Carolina | 93  |
| 2011 | Elon                   | 79  |
| 2012 | Samford                | 73  |
| 2013 | Western Carolina       | 72  |
| 2014 | Western Carolina       | 82  |
| 2015 | Western Carolina       | 79  |
| 2016 | Western Carolina       | 98  |
| 2017 | Western Carolina       | 68  |
| 2018 | Mercer                 | 92  |
| 2019 | Western Carolina       | 86  |
| 2020 | Mercer                 | 30  |

## STRIKEOUTS

|      |                       |     |
|------|-----------------------|-----|
| 2000 | UNCG                  | 415 |
| 2001 | UNCG                  | 521 |
| 2002 | The Citadel           | 397 |
| 2003 | The Citadel           | 431 |
| 2004 | The Citadel           | 466 |
| 2005 | Elon                  | 424 |
| 2006 | Wofford               | 447 |
| 2007 | Wofford               | 427 |
| 2008 | Elon                  | 443 |
| 2009 | Elon                  | 469 |
| 2010 | College of Charleston | 479 |
| 2011 | Davidson              | 476 |
| 2012 | College of Charleston | 488 |
| 2013 | Georgia Southern      | 514 |
| 2014 | Samford               | 448 |
| 2015 | The Citadel           | 516 |
| 2016 | The Citadel           | 520 |
| 2017 | VMI                   | 608 |
| 2018 | Western Carolina      | 496 |
| 2019 | VMI                   | 548 |

|      |     |     |
|------|-----|-----|
| 2020 | VMI | 155 |
|------|-----|-----|

## STOLEN BASES

|      |                             |     |
|------|-----------------------------|-----|
| 2000 | The Citadel                 | 198 |
| 2001 | Georgia Southern            | 131 |
| 2002 | Georgia Southern            | 151 |
| 2003 | UNCG; College of Charleston | 101 |
| 2004 | College of Charleston       | 112 |
| 2005 | College of Charleston       | 99  |
| 2006 | College of Charleston       | 128 |
| 2007 | Elon                        | 103 |
| 2008 | Elon                        | 155 |
| 2009 | Western Carolina            | 126 |
| 2010 | The Citadel                 | 127 |
| 2011 | Elon                        | 114 |
| 2012 | Appalachian State           | 94  |
| 2013 | Wofford (NCAA)              | 163 |
| 2014 | Wofford (NCAA)              | 152 |
| 2015 | Wofford (NCAA)              | 138 |
| 2016 | Wofford                     | 101 |
| 2017 | Wofford                     | 124 |
| 2018 | Wofford                     | 148 |
| 2019 | Wofford                     | 155 |
| 2020 | Wofford                     | 47  |

## TEAM PITCHING

### EARNED RUN AVERAGE

|      |                       |      |
|------|-----------------------|------|
| 1963 | The Citadel           | 3.14 |
| 1964 | West Virginia         | 1.46 |
| 1965 | VMI                   | 2.20 |
| 1966 | West Virginia         | 1.84 |
| 1967 | East Carolina         | 1.93 |
| 1968 | East Carolina         | 2.47 |
| 1969 | The Citadel           | 1.91 |
| 1970 | East Carolina         | 1.57 |
| 1971 | The Citadel           | 2.17 |
| 1972 | The Citadel           | 1.74 |
| 1973 | The Citadel           | 2.14 |
| 1974 | East Carolina         | 1.86 |
| 1975 | East Carolina         | 2.62 |
| 1976 | East Carolina         | 2.02 |
| 1977 | The Citadel           | 2.67 |
| 1978 | The Citadel           | 2.41 |
| 1979 | The Citadel           | 2.24 |
| 1980 | The Citadel           | 3.16 |
| 1981 | The Citadel           | 3.37 |
| 1982 | The Citadel           | 2.61 |
| 1983 | The Citadel           | 2.84 |
| 1984 | Appalachian State     | 2.59 |
| 1985 | Appalachian State     | 4.06 |
| 1986 | Appalachian State     | 4.25 |
| 1987 | Appalachian State     | 4.79 |
| 1988 | Western Carolina      | 4.92 |
| 1989 | The Citadel           | 4.38 |
| 1990 | The Citadel           | 3.67 |
| 1991 | The Citadel           | 3.40 |
| 1992 | The Citadel           | 3.77 |
| 1993 | Georgia Southern      | 3.89 |
| 1994 | Western Carolina      | 2.97 |
| 1995 | The Citadel           | 3.26 |
| 1996 | Georgia Southern      | 4.26 |
| 1997 | The Citadel           | 5.19 |
| 1998 | Western Carolina      | 4.03 |
| 1999 | College of Charleston | 4.54 |
| 2000 | The Citadel           | 4.12 |
| 2001 | The Citadel           | 3.81 |
| 2002 | The Citadel           | 3.53 |
| 2003 | UNCG                  | 3.69 |
| 2004 | UNCG                  | 4.17 |
| 2005 | College of Charleston | 4.06 |
| 2006 | College of Charleston | 3.02 |
| 2007 | Western Carolina      | 4.79 |
| 2008 | The Citadel           | 5.17 |
| 2009 | The Citadel           | 4.50 |
| 2010 | The Citadel           | 4.57 |
| 2011 | Samford               | 3.11 |
| 2012 | College of Charleston | 3.21 |
| 2013 | College of Charleston | 4.20 |
| 2014 | Georgia Southern      | 3.15 |
| 2015 | The Citadel           | 4.46 |
| 2016 | Samford               | 4.95 |
| 2017 | Samford               | 4.42 |
| 2018 | Samford               | 3.60 |
| 2019 | ETSU                  | 3.48 |

# YEARLY STATISTICAL LEADERS

|      |                                 |       |                                            |                                     |     |      |                                   |     |
|------|---------------------------------|-------|--------------------------------------------|-------------------------------------|-----|------|-----------------------------------|-----|
| 2020 | Mercer                          | 2.69  | 2014                                       | Georgia Southern                    | 40  | 2009 | The Citadel                       | 318 |
|      | <b>OPPOSING BATTING AVERAGE</b> |       | 2015                                       | Wofford                             | 39  | 2010 | Appalachian State                 | 332 |
| 2000 | The Citadel                     | .269  | 2016                                       | UNCG; Mercer                        | 38  | 2011 | Samford                           | 237 |
| 2001 | The Citadel                     | .262  | 2017                                       | Mercer                              | 39  | 2012 | College of Charleston             | 263 |
| 2002 | The Citadel                     | .257  | 2018                                       | UNCG                                | 39  | 2013 | College of Charleston             | 272 |
| 2003 | UNCG                            | .256  | 2019                                       | Samford                             | 41  | 2014 | Georgia Southern                  | 273 |
| 2004 | College of Charleston           | .268  | 2020                                       | Wofford                             | 14  | 2015 | Mercer                            | 307 |
| 2005 | College of Charleston           | .270  | * Samford later vacated all wins from 2012 |                                     |     | 2016 | Samford                           | 339 |
| 2006 | College of Charleston           | .238  |                                            | <b>SAVES</b>                        |     | 2017 | Mercer                            | 311 |
| 2007 | College of Charleston           | .275  | 2000                                       | The Citadel                         | 15  | 2018 | UNCG                              | 258 |
| 2008 | Elon                            | .284  | 2001                                       | The Citadel                         | 16  | 2019 | ETSU                              | 238 |
| 2009 | The Citadel                     | .274  | 2002                                       | Western Carolina                    | 15  | 2020 | Mercer                            | 56  |
| 2010 | The Citadel                     | .274  | 2003                                       | Western Carolina                    | 14  |      | <b>FEWEST EARNED RUNS ALLOWED</b> |     |
| 2011 | Samford                         | .242  | 2004                                       | College of Charleston               | 19  | 2000 | The Citadel                       | 235 |
| 2012 | College of Charleston           | .241  | 2005                                       | College of Charleston               | 19  | 2001 | The Citadel                       | 235 |
| 2013 | College of Charleston           | .264  | 2006                                       | College of Charleston               | 20  | 2002 | The Citadel                       | 193 |
| 2014 | Georgia Southern                | .252  | 2007                                       | Wofford                             | 15  | 2003 | Furman                            | 215 |
| 2015 | The Citadel                     | .272  | 2008                                       | College of Charleston               | 18  | 2004 | UNCG                              | 227 |
| 2016 | UNCG                            | .266  | 2009                                       | Elon                                | 24  | 2005 | UNCG                              | 228 |
| 2017 | Samford                         | .251  | 2010                                       | Appalachian State; Georgia Southern | 15  | 2006 | College of Charleston             | 193 |
| 2018 | Samford                         | .229  | 2011                                       | College of Charleston               | 20  | 2007 | College of Charleston             | 282 |
| 2019 | Samford                         | .245  | 2012                                       | Elon                                | 19  | 2008 | The Citadel                       | 287 |
| 2020 | Mercer                          | .217  | 2013                                       | Western Carolina                    | 17  | 2009 | The Citadel                       | 270 |
|      | <b>INNINGS PITCHED</b>          |       | 2014                                       | Samford                             | 18  | 2010 | Appalachian State                 | 287 |
| 2000 | Georgia Southern                | 543.0 | 2015                                       | Wofford                             | 18  | 2011 | Samford                           | 181 |
| 2001 | The Citadel                     | 554.2 | 2016                                       | Mercer                              | 15  | 2012 | College of Charleston             | 192 |
| 2002 | Georgia Southern                | 563.1 | 2017                                       | UNCG                                | 19  | 2013 | College of Charleston             | 239 |
| 2003 | Western Carolina                | 566.1 | 2018                                       | UNCG                                | 22  | 2014 | Georgia Southern                  | 198 |
| 2004 | The Citadel                     | 600.2 | 2019                                       | Samford                             | 18  | 2015 | The Citadel                       | 254 |
| 2005 | College of Charleston           | 568.0 | 2020                                       | ETSU; Mercer                        | 5   | 2016 | Samford                           | 298 |
| 2006 | College of Charleston           | 575.1 |                                            | <b>RUNNERS PICKED OFF</b>           |     | 2017 | Samford                           | 251 |
| 2007 | Western Carolina                | 550.1 | 2002                                       | Georgia Southern                    | 17  | 2018 | UNCG, Samford                     | 225 |
| 2008 | Elon                            | 549.2 | 2003                                       | VMI                                 | 21  | 2019 | ETSU                              | 190 |
| 2009 | The Citadel                     | 539.2 | 2004                                       | Western Carolina                    | 17  | 2020 | Mercer                            | 44  |
| 2010 | The Citadel                     | 580.2 | 2005                                       | Georgia Southern                    | 22  |      | <b>FEWEST WALKS ALLOWED</b>       |     |
| 2011 | Georgia Southern                | 546.2 | 2006                                       | Georgia Southern                    | 22  | 2000 | The Citadel                       | 159 |
| 2012 | Samford                         | 570.1 | 2007                                       | Georgia Southern                    | 22  | 2001 | Wofford                           | 147 |
| 2013 | Elon                            | 573.1 | 2008                                       | The Citadel                         | 28  | 2002 | VMI                               | 152 |
| 2014 | Georgia Southern                | 565.0 | 2009                                       | The Citadel; Davidson               | 17  | 2003 | UNCG                              | 152 |
| 2015 | Wofford                         | 532.0 | 2010                                       | Davidson                            | 25  | 2004 | UNCG                              | 145 |
| 2016 | Samford                         | 541.1 | 2011                                       | Georgia Southern                    | 23  | 2005 | UNCG                              | 154 |
| 2017 | Furman                          | 538.0 | 2012                                       | College of Charleston               | 17  | 2006 | Furman                            | 172 |
| 2018 | Samford                         | 562.2 | 2013                                       | Elon; Davidson                      | 19  | 2007 | Furman                            | 186 |
| 2019 | Mercer                          | 562.1 | 2014                                       | Wofford; Georgia Southern           | 16  | 2008 | Furman                            | 196 |
| 2020 | Furman                          | 153.2 | 2015                                       | The Citadel                         | 20  | 2009 | Appalachian State                 | 184 |
|      | <b>STRIKEOUTS</b>               |       | 2016                                       | Wofford                             | 22  | 2010 | Davidson                          | 188 |
| 2000 | Georgia Southern/UNCG           | 476   | 2017                                       | Wofford                             | 15  | 2011 | Davidson                          | 156 |
| 2001 | Georgia Southern                | 543   | 2018                                       | UNCG                                | 16  | 2012 | College of Charleston             | 182 |
| 2002 | Georgia Southern                | 552   | 2019                                       | UNCG                                | 17  | 2013 | College of Charleston             | 167 |
| 2003 | Georgia Southern                | 591   | 2020                                       | Wofford                             | 7   | 2014 | Davidson                          | 188 |
| 2004 | The Citadel                     | 494   |                                            | <b>FEWEST HITS ALLOWED</b>          |     | 2015 | Mercer                            | 169 |
| 2005 | College of Charleston           | 509   | 2000                                       | Wofford                             | 516 | 2016 | Wofford                           | 202 |
| 2006 | College of Charleston           | 522   | 2001                                       | College of Charleston               | 496 | 2017 | Furman                            | 156 |
| 2007 | College of Charleston           | 445   | 2002                                       | The Citadel                         | 491 | 2018 | Wofford                           | 177 |
| 2008 | College of Charleston           | 480   | 2003                                       | Davidson                            | 465 | 2019 | ETSU                              | 164 |
| 2009 | Western Carolina                | 487   | 2004                                       | Wofford                             | 496 | 2020 | ETSU                              | 40  |
| 2010 | College of Charleston           | 531   | 2005                                       | UNCG                                | 493 |      | <b>FEWEST DOUBLES ALLOWED</b>     |     |
| 2011 | Samford                         | 479   | 2006                                       | College of Charleston               | 512 | 2000 | UNCG                              | 90  |
| 2012 | Samford                         | 491   | 2007                                       | College of Charleston               | 578 | 2002 | The Citadel                       | 92  |
| 2013 | Western Carolina                | 490   | 2008                                       | Furman                              | 578 | 2003 | Furman                            | 85  |
| 2014 | Wofford                         | 496   | 2009                                       | UNCG                                | 513 | 2004 | UNCG; Elon                        | 104 |
| 2015 | The Citadel                     | 509   | 2010                                       | Davidson                            | 558 | 2005 | Furman                            | 94  |
| 2016 | Western Carolina                | 512   | 2011                                       | Davidson                            | 466 | 2006 | College of Charleston             | 66  |
| 2017 | Mercer                          | 522   | 2012                                       | UNCG                                | 471 | 2007 | College of Charleston             | 96  |
| 2018 | Mercer                          | 633   | 2013                                       | College of Charleston               | 520 | 2008 | Elon                              | 97  |
| 2019 | Mercer                          | 533   | 2014                                       | Davidson                            | 441 | 2009 | The Citadel                       | 86  |
| 2020 | ETSU                            | 166   | 2015                                       | UNCG                                | 477 | 2010 | The Citadel                       | 100 |
|      | <b>WINS</b>                     |       | 2016                                       | UNCG                                | 524 | 2011 | Samford                           | 76  |
| 2000 | The Citadel                     | 39    | 2017                                       | Samford                             | 479 | 2012 | Western Carolina                  | 76  |
| 2001 | Georgia Southern                | 42    | 2018                                       | UNCG                                | 466 | 2013 | Furman                            | 87  |
| 2002 | Georgia Southern                | 39    | 2019                                       | ETSU                                | 458 | 2014 | Western Carolina                  | 72  |
| 2003 | Western Carolina                | 43    | 2020                                       | The Citadel                         | 118 | 2015 | Mercer                            | 76  |
| 2004 | College of Charleston           | 47    |                                            | <b>FEWEST RUNS ALLOWED</b>          |     | 2016 | Mercer                            | 77  |
| 2005 | College of Charleston           | 48    | 2000                                       | The Citadel                         | 297 | 2017 | Samford                           | 77  |
| 2006 | College of Charleston           | 46    | 2001                                       | College of Charleston               | 296 | 2018 | Mercer                            | 75  |
| 2007 | Western Carolina                | 41    | 2002                                       | The Citadel                         | 259 | 2019 | Samford                           | 75  |
| 2008 | Elon                            | 44    | 2003                                       | Furman                              | 261 | 2020 | Samford                           | 17  |
| 2009 | Georgia Southern                | 42    | 2004                                       | UNCG                                | 278 |      | <b>FEWEST TRIPLES ALLOWED</b>     |     |
| 2010 | College of Charleston           | 44    | 2005                                       | UNCG                                | 274 | 2000 | VMI                               | 4   |
| 2011 | College of Charleston           | 39    | 2006                                       | College of Charleston               | 238 | 2002 | The Citadel                       | 7   |
| 2012 | Appalachian State; Samford*     | 41    | 2007                                       | Western Carolina                    | 346 | 2003 | Furman                            | 6   |
| 2013 | Western Carolina                | 39    | 2008                                       | The Citadel                         | 330 | 2004 | College of Charleston             | 5   |

# YEARLY STATISTICAL LEADERS

|      |                                 |   |
|------|---------------------------------|---|
| 2005 | Davidson                        | 5 |
| 2006 | College of Charleston           | 3 |
| 2007 | Elon                            | 8 |
| 2008 | Davidson; College of Charleston | 6 |
| 2009 | Elon                            | 2 |
| 2010 | Elon                            | 9 |
| 2011 | Elon                            | 5 |
| 2012 | Wofford                         | 2 |
| 2013 | Davidson; College of Charleston | 7 |
| 2014 | Georgia Southern                | 6 |
| 2015 | VMI                             | 4 |
| 2016 | Wofford                         | 4 |
| 2017 | Mercer                          | 6 |
| 2018 | VMI                             | 5 |
| 2019 | Mercer                          | 7 |
| 2020 | Mercer                          | 0 |

## FEWEST HOME RUNS ALLOWED

|      |                       |    |
|------|-----------------------|----|
| 2000 | The Citadel           | 19 |
| 2001 | College of Charleston | 18 |
| 2002 | The Citadel           | 24 |
| 2003 | Davidson              | 28 |
| 2004 | UNCG                  | 26 |
| 2005 | UNCG                  | 34 |
| 2006 | UNCG                  | 35 |
| 2007 | Western Carolina      | 44 |
| 2008 | The Citadel           | 37 |
| 2009 | The Citadel           | 34 |
| 2010 | Appalachian State     | 49 |
| 2011 | College of Charleston | 24 |
| 2012 | Appalachian State     | 22 |
| 2013 | Western Carolina      | 28 |
| 2014 | UNCG                  | 16 |
| 2015 | The Citadel           | 29 |
| 2016 | UNCG                  | 45 |
| 2017 | The Citadel           | 37 |
| 2018 | UNCG                  | 37 |
| 2019 | ETSU                  | 29 |
| 2020 | Wofford               | 6  |

## WILD PITCHES

|      |                       |     |
|------|-----------------------|-----|
| 2000 | Wofford               | 102 |
| 2002 | College of Charleston | 56  |
| 2003 | Wofford               | 55  |
| 2004 | College of Charleston | 64  |
| 2005 | Wofford               | 66  |
| 2006 | Wofford               | 69  |
| 2007 | Appalachian State     | 61  |
| 2008 | College of Charleston | 71  |
| 2009 | Western Carolina      | 67  |
| 2010 | UNCG                  | 75  |
| 2011 | Furman                | 61  |
| 2012 | Furman                | 77  |
| 2013 | UNCG                  | 73  |
| 2014 | Furman                | 81  |
| 2015 | Western Carolina      | 104 |
| 2016 | The Citadel           | 70  |
| 2017 | UNCG                  | 78  |
| 2018 | VMI                   | 75  |
| 2019 | Western Carolina      | 110 |
| 2020 | VMI                   | 31  |

## HIT BATTERS

|      |                            |    |
|------|----------------------------|----|
| 2000 | Western Carolina           | 81 |
| 2002 | VMI                        | 58 |
| 2003 | College of Charleston      | 71 |
| 2004 | Davidson                   | 67 |
| 2005 | Appalachian State          | 66 |
| 2006 | Wofford                    | 70 |
| 2007 | Davidson                   | 85 |
| 2008 | Davidson; Western Carolina | 72 |
| 2009 | Western Carolina           | 92 |
| 2010 | Furman                     | 80 |
| 2011 | College of Charleston      | 82 |
| 2012 | College of Charleston      | 77 |
| 2013 | College of Charleston      | 76 |
| 2014 | Elon                       | 81 |
| 2015 | Samford                    | 85 |
| 2016 | UNCG                       | 75 |
| 2017 | VMI                        | 66 |
| 2018 | Western Carolina           | 92 |
| 2019 | VMI                        | 71 |
| 2020 | Furman                     | 28 |

## FIELDING

### FIELDING PERCENTAGE

|      |                                     |      |
|------|-------------------------------------|------|
| 1979 | Marshall                            | .952 |
| 1980 | ETSU                                | .959 |
| 1981 | ETSU                                | .962 |
| 1982 | ETSU                                | .958 |
| 1983 | ETSU                                | .957 |
| 1984 | Appalachian State                   | .960 |
| 1985 | Appalachian State                   | .953 |
| 1986 | Western Carolina                    | .952 |
| 1987 | Davidson                            | .960 |
| 1988 | The Citadel                         | .955 |
| 1989 | Appalachian State; Western Carolina | .961 |
| 1990 | Appalachian State                   | .953 |
| 1991 | The Citadel                         | .963 |
| 1992 | Georgia Southern                    | .962 |
| 1993 | VMI                                 | .973 |
| 1994 | ETSU                                | .963 |
| 1995 | The Citadel                         | .967 |
| 1996 | Georgia Southern                    | .966 |
| 1997 | The Citadel                         | .957 |
| 1998 | UNCG                                | .968 |
| 1999 | UNCG                                | .961 |
| 2000 | UNCG                                | .965 |
| 2001 | Wofford                             | .960 |
| 2002 | Georgia Southern                    | .962 |
| 2003 | UNCG                                | .970 |
| 2004 | The Citadel                         | .974 |
| 2005 | UNCG                                | .972 |
| 2006 | Elon                                | .970 |
| 2007 | UNCG                                | .967 |
| 2008 | Appalachian State                   | .971 |
| 2009 | Georgia Southern                    | .973 |
| 2010 | Georgia Southern                    | .967 |
| 2011 | UNCG                                | .975 |
| 2012 | Appalachian State                   | .968 |
| 2013 | Appalachian State                   | .970 |
| 2014 | Furman                              | .967 |
| 2015 | Mercer                              | .973 |
| 2016 | Mercer                              | .980 |
| 2017 | UNCG                                | .978 |
| 2018 | UNCG                                | .978 |
| 2019 | ETSU                                | .971 |
| 2020 | ETSU                                | .971 |

### ERRORS

|      |                                |     |
|------|--------------------------------|-----|
| 2000 | VMI                            | 122 |
| 2002 | Furman                         | 114 |
| 2003 | College of Charleston          | 114 |
| 2004 | Appalachian State              | 119 |
| 2005 | Appalachian State              | 138 |
| 2006 | Wofford                        | 109 |
| 2007 | College of Charleston; Wofford | 101 |
| 2008 | Davidson                       | 108 |
| 2009 | Western Carolina               | 98  |
| 2010 | Samford                        | 101 |
| 2011 | The Citadel                    | 98  |
| 2012 | Wofford                        | 112 |
| 2013 | Elon                           | 110 |
| 2014 | Davidson                       | 87  |
| 2015 | The Citadel                    | 103 |
| 2016 | Western Carolina               | 84  |
| 2017 | Wofford                        | 74  |
| 2018 | Western Carolina               | 91  |
| 2019 | The Citadel                    | 111 |
| 2020 | Furman                         | 39  |

### DOUBLE PLAYS

|      |                   |    |
|------|-------------------|----|
| 2000 | Wofford           | 64 |
| 2002 | Furman            | 61 |
| 2003 | Western Carolina  | 55 |
| 2004 | The Citadel       | 60 |
| 2005 | Furman            | 68 |
| 2006 | Georgia Southern  | 64 |
| 2007 | Wofford           | 64 |
| 2008 | UNCG              | 59 |
| 2009 | Elon              | 61 |
| 2010 | Elon              | 66 |
| 2011 | Furman            | 59 |
| 2012 | Elon              | 57 |
| 2013 | Appalachian State | 52 |
| 2014 | Furman; Samford   | 58 |
| 2015 | Furman            | 48 |
| 2016 | Western Carolina  | 56 |
| 2017 | ETSU              | 52 |

|      |                  |    |
|------|------------------|----|
| 2018 | Furman           | 53 |
| 2019 | Mercer           | 56 |
| 2020 | Western Carolina | 18 |

### CAUGHT STEALING BY

|      |                                     |    |
|------|-------------------------------------|----|
| 2000 | Davidson                            | 40 |
| 2002 | Wofford                             | 29 |
| 2003 | Georgia Southern                    | 35 |
| 2004 | Wofford; Davidson; Georgia Southern | 32 |
| 2005 | Western Carolina                    | 37 |
| 2006 | Davidson                            | 42 |
| 2007 | Georgia Southern                    | 26 |
| 2008 | Davidson                            | 27 |
| 2009 | Samford                             | 32 |
| 2010 | Wofford                             | 33 |
| 2011 | Wofford                             | 30 |
| 2012 | Elon                                | 30 |
| 2013 | Davidson                            | 38 |
| 2014 | Georgia Southern                    | 30 |
| 2015 | The Citadel                         | 27 |
| 2016 | Western Carolina                    | 38 |
| 2017 | Samford                             | 32 |
| 2018 | Western Carolina                    | 28 |
| 2019 | Samford                             | 23 |
| 2020 | Samford                             | 12 |

(NCAA) - led NCAA

# MLB FIRST-YEAR PLAYER DRAFT

The MLB First-Year Player Draft dates back to 1965.

Thirty-seven (37) SoCon draftees have gone on to appear in the Major Leagues.

## 1965 MLB First-Year Player Draft (7)

| Round | Overall | Player           | School        | Pos. | Team                |
|-------|---------|------------------|---------------|------|---------------------|
| 5     | 90      | John Radosevich  | West Virginia | LHP  | Los Angeles Dodgers |
| 22    | 435     | John Rawls       | East Carolina | RHP  | Baltimore Orioles   |
| 29    | 556     | Carlton Barnes   | East Carolina | SS   | Cincinnati Reds     |
| 30    | 560     | Ron Renner       | West Virginia | C    | Chicago Cubs        |
| 31    | 586     | Thomas Porter    | The Citadel   | OF   | New York Yankees    |
| 51    | 774     | Percy Sensabaugh | VMI           | P    | Baltimore Orioles   |
| 56    | 790     | Wayne Britton    | East Carolina | OF   | Baltimore Orioles   |

## 1966 MLB First-Year Player Draft (11)

| Round | Overall | Player           | School        | Pos. | Team                  |
|-------|---------|------------------|---------------|------|-----------------------|
| 9     | 171     | Richard Narron   | East Carolina | C    | Atlanta Braves        |
| 13    | 249     | Smith Holland    | The Citadel   | RHP  | Philadelphia Phillies |
| 14    | 279     | James Raynor     | East Carolina | RHP  | Los Angeles Dodgers   |
| 19    | 370     | Earl Hash        | Richmond      | OF   | New York Yankees      |
| 23    | 446     | Jerry Meadows    | West Virginia | RHP  | St. Louis Cardinals   |
| 24    | 475     | Robin Porter     | VMI           | C/OF | Pittsburgh Pirates    |
| 25    | 494     | Doug Stanley     | West Virginia | OF   | Pittsburgh Pirates    |
| 30    | 579     | Dick Snyder      | Davidson      | OF   | Washington Senators   |
| 37    | 691     | Fred Rodriguez   | East Carolina | 2B   | Chicago Cubs          |
| 43    | 750     | Vaughn Kovach    | West Virginia | RHP  | Baltimore Orioles     |
| 4*    | 63      | Percy Sensabaugh | VMI           | P    | Washington Senators   |

## 1967 MLB First-Year Player Draft (5)

| Round | Overall | Player         | School        | Pos. | Team                |
|-------|---------|----------------|---------------|------|---------------------|
| 11    | 220     | Chuck Boggs    | West Virginia | C    | Los Angeles Dodgers |
| 4*    | 61      | Jerry Meadows  | West Virginia | RHP  | Houston Astros      |
| 5*    | 88      | Richard Narron | East Carolina | C    | Washington Senators |
| 5^    | 81      | Jerry Meadows  | West Virginia | RHP  | Baltimore Orioles   |
| 12^   | 187     | Richard Narron | East Carolina | C    | New York Mets       |

## 1968 MLB First-Year Player Draft (5)

| Round | Overall | Player           | School         | Pos. | Team               |
|-------|---------|------------------|----------------|------|--------------------|
| 2     | 38      | James Snyder     | East Carolina  | RHP  | Pittsburgh Pirates |
| 10    | 227     | William Hancock  | Furman         | C    | San Diego Padres   |
| 11    | 233     | Vince Colbert-\$ | East Carolina  | RHP  | Cleveland Indians  |
| 24    | 545     | Denny Taylor     | West Virginia  | LHP  | Chicago Cubs       |
| 39    | 820     | John Medlin      | William & Mary | OF   | Kansas City Royals |

## 1969 MLB First-Year Player Draft (1)

| Round | Overall | Player          | School | Pos. | Team             |
|-------|---------|-----------------|--------|------|------------------|
| 7*    | 144     | William Hancock | Furman | C    | San Diego Padres |

## 1970 MLB First-Year Player Draft (1)

| Round | Overall | Player       | School   | Pos. | Team                |
|-------|---------|--------------|----------|------|---------------------|
| 37    | 805     | Gordon Slade | Davidson | OF   | Washington Senators |

## 1971 MLB First-Year Player Draft (3)

| Round | Overall | Player            | School         | Pos.   | Team                 |
|-------|---------|-------------------|----------------|--------|----------------------|
| 13    | 309     | Horace Richardson | William & Mary | LHP/OF | Baltimore Orioles    |
| 14    | 333     | Mike Aldridge     | East Carolina  | OF     | New York Mets        |
| 27    | 617     | Bruce Wright      | Richmond       | OF     | San Francisco Giants |

## 1972 MLB First-Year Player Draft (2)

| Round | Overall | Player       | School            | Pos. | Team              |
|-------|---------|--------------|-------------------|------|-------------------|
| 8     | 169     | Don Leege    | Furman            | C    | San Diego Padres  |
| 9     | 204     | John Shermer | Appalachian State | RHP  | Chicago White Sox |

## 1973 MLB First-Year Player Draft (1)

| Round | Overall | Player        | School        | Pos. | Team                 |
|-------|---------|---------------|---------------|------|----------------------|
| 6     | 126     | Tommy Toms-\$ | East Carolina | RHP  | San Francisco Giants |

## 1974 MLB First-Year Player Draft (2)

| Round | Overall | Player        | School   | Pos. | Team                  |
|-------|---------|---------------|----------|------|-----------------------|
| 13    | 289     | Todd Brenizer | Furman   | LHP  | Philadelphia Phillies |
| 24    | 532     | William Daly  | Richmond | 3B   | New York Mets         |

## 1975 MLB First-Year Player Draft (3)

| Round | Overall | Player         | School            | Pos.  | Team                |
|-------|---------|----------------|-------------------|-------|---------------------|
| 3     | 64      | Mike Ramsey-\$ | Appalachian State | SS    | St. Louis Cardinals |
| 6     | 130     | Ronald Staggs  | East Carolina     | 1B    | Montreal Expos      |
| 9     | 194     | Bobby Mitchell | Richmond          | SS/OF | San Diego Padres    |

## 1976 MLB First-Year Player Draft (2)

| Round | Overall | Player          | School            | Pos. | Team                 |
|-------|---------|-----------------|-------------------|------|----------------------|
| 9     | 203     | Renie Martin-\$ | Richmond          | RHP  | San Francisco Giants |
| 10    | 236     | Ronald Brower   | Appalachian State | 1B   | Montreal Expos       |

## 1977 MLB First-Year Player Draft (5)

| Round | Overall | Player            | School           | Pos. | Team                  |
|-------|---------|-------------------|------------------|------|-----------------------|
| 5     | 108     | Richard Wieters   | The Citadel      | RHP  | Atlanta Braves        |
| 9     | 214     | Randy Howell      | Furman           | OF   | St. Louis Cardinals   |
| 9     | 230     | Ron Smith         | Furman           | SS   | Philadelphia Phillies |
| 12    | 304     | Wayne Tolleson-\$ | Western Carolina | SS   | Pittsburgh Pirates    |
| 22    | 559     | Jerry Reed-\$     | Western Carolina | RHP  | Philadelphia Phillies |

## 1978 MLB First-Year Player Draft (3)

| Round | Overall | Player            | School           | Pos. | Team                |
|-------|---------|-------------------|------------------|------|---------------------|
| 8     | 202     | Wayne Tolleson-\$ | Western Carolina | SS   | Texas Rangers       |
| 16    | 409     | Stan Brown        | Davidson         | OF   | Pittsburgh Pirates  |
| 27    | 639     | Everett Smith     | Furman           | OF   | St. Louis Cardinals |

## 1979 MLB First-Year Player Draft (6)

| Round | Overall | Player            | School            | Pos. | Team                 |
|-------|---------|-------------------|-------------------|------|----------------------|
| 1     | 21      | Atlee Hammaker-\$ | ETSU              | LHP  | Kansas City Royals   |
| 3     | 53      | Rick Adair        | Western Carolina  | LHP  | Seattle Mariners     |
| 7     | 178     | Bob Lapple        | Davidson          | C    | Cincinnati Reds      |
| 13    | 330     | David Cardwell    | ETSU              | SS   | San Francisco Giants |
| 14    | 342     | Randy Ingle       | Appalachian State | SS   | Atlanta Braves       |
| 24    | 616     | Francis Galloway  | The Citadel       | RHP  | Milwaukee Brewers    |

## 1980 MLB First-Year Player Draft (2)

| Round | Overall | Player         | School | Pos. | Team                 |
|-------|---------|----------------|--------|------|----------------------|
| 14    | 346     | Gary Robinette | ETSU   | 3B   | Chicago White Sox    |
| 36    | 791     | David Cardwell | ETSU   | SS   | San Francisco Giants |

## 1981 MLB First-Year Player Draft (2)

| Round | Overall | Player       | School | Pos. | Team                 |
|-------|---------|--------------|--------|------|----------------------|
| 6     | 139     | Bryan Snyder | ETSU   | OF   | San Francisco Giants |
| 25    | 622     | Jeff Andrews | ETSU   | RHP  | Chicago Cubs         |

## 1982 MLB First-Year Player Draft (7)

| Round | Overall | Player          | School            | Pos. | Team                |
|-------|---------|-----------------|-------------------|------|---------------------|
| 5     | 125     | Bill White      | The Citadel       | 1B   | Los Angeles Dodgers |
| 7     | 167     | Mike Knox       | The Citadel       | SS   | Atlanta Braves      |
| 13    | 326     | Jeff Barkley-\$ | The Citadel       | RHP  | Cleveland Indians   |
| 13    | 335     | Kirk Bailey     | Appalachian State | RHP  | New York Yankees    |
| 21    | 526     | Greg Bartley    | ETSU              | RHP  | Seattle Mariners    |
| 22    | 548     | Mark Poston     | Appalachian State | RHP  | San Diego Padres    |
| 25    | 635     | B.J. Hinson     | ETSU              | 2B   | Houston Astros      |

## 1983 MLB First-Year Player Draft (6)

| Round | Overall | Player             | School      | Pos. | Team                  |
|-------|---------|--------------------|-------------|------|-----------------------|
| 2     | 38      | Mike Cherry        | The Citadel | RHP  | Los Angeles Dodgers   |
| 3     | 76      | Wayne Dannenberg   | ETSU        | OF   | Philadelphia Phillies |
| 9     | 212     | Jeff Montgomery-\$ | Marshall    | RHP  | Cincinnati Reds       |
| 14    | 355     | Tim Bailey         | ETSU        | OF   | Detroit Tigers        |
| 16    | 412     | Mike Nipper        | ETSU        | 2B   | Atlanta Braves        |
| 44    | 821     | Marty Blair        | The Citadel | SS   | Texas Rangers         |

## 1984 MLB First-Year Player Draft (6)

| Round | Overall | Player           | School            | Pos. | Team                |
|-------|---------|------------------|-------------------|------|---------------------|
| 21    | 534     | Pete Hardee      | Appalachian State | RHP  | Montreal Expos      |
| 23    | 579     | John Murphy      | The Citadel       | 3B   | St. Louis Cardinals |
| 25    | 639     | Rich Bosley      | Appalachian State | RHP  | Baltimore Orioles   |
| 37    | 790     | Rock Hurst       | Furman            | C    | Cleveland Indians   |
| 38    | 796     | Charlie Fonville | Western Carolina  | 1B   | Seattle Mariners    |
| 43    | 820     | John Pust        | Western Carolina  | SS   | Cleveland Indians   |

## 1985 MLB First-Year Player Draft (7)

| Round | Overall | Player        | School            | Pos. | Team                  |
|-------|---------|---------------|-------------------|------|-----------------------|
| 2     | 46      | Tim Jones-\$  | The Citadel       | SS   | St. Louis Cardinals   |
| 4     | 100     | Todd Welborn  | Appalachian State | RHP  | New York Mets         |
| 4     | 103     | Scott Gay     | Western Carolina  | RHP  | New York Yankees      |
| 10    | 237     | Rich Bosley   | Appalachian State | RHP  | Milwaukee Brewers     |
| 11    | 278     | John McKinney | Marshall          | RHP  | Philadelphia Phillies |
| 15    | 375     | Rock Hurst    | Furman            | C    | Cleveland Indians     |
| 21    | 539     | Tony Welborn  | Appalachian State | OF   | Kansas City Royals    |

## 1986 MLB First-Year Player Draft (6)

| Round | Overall | Player         | School            | Pos.   | Team                  |
|-------|---------|----------------|-------------------|--------|-----------------------|
| 3     | 70      | Tony Welborn   | Appalachian State | OF/RHP | Montreal Expos        |
| 22    | 558     | Kent Alexander | Appalachian State | RHP    | Chicago Cubs          |
| 23    | 579     | Steve Condon   | Davidson          | RHP    | Milwaukee Brewers     |
| 26    | 644     | Rick Reed-\$   | Marshall          | RHP    | Pittsburgh Pirates    |
| 39    | 846     | Ron Huntington | Western Carolina  | 2B     | Atlanta Braves        |
| 40    | 855     | Scott Church   | ETSU              | SS     | Philadelphia Phillies |

## 1987 MLB First-Year Player Draft (6)

| Round | Overall | Player      | School   | Pos. | Team              |
|-------|---------|-------------|----------|------|-------------------|
| 7     | 169     | Dan Simonds | Davidson | C    | Baltimore Orioles |

# MLB FIRST-YEAR PLAYER DRAFT

|    |       |                 |                  |     |                     |    |       |                   |                  |     |                    |
|----|-------|-----------------|------------------|-----|---------------------|----|-------|-------------------|------------------|-----|--------------------|
| 12 | 295   | Billy Masse     | Davidson         | OF  | Chicago Cubs        | 40 | 1,200 | Jon Phillips      | Georgia Southern | RHP | Cincinnati Reds    |
| 15 | 377   | Alan Lewis      | Davidson         | SS  | Los Angeles Dodgers | 55 | 1,531 | Nathan Shepperson | VMI              | 1B  | Pittsburgh Pirates |
| 19 | 496   | Freddie Hailey  | Western Carolina | OF  | New York Yankees    | 77 | 1,687 | Rhett Ingerick    | Davidson         | RHP | New York Yankees   |
| 22 | 574   | David Turgeon   | Davidson         | 3B  | New York Yankees    |    |       |                   |                  |     |                    |
| 49 | 1,164 | Dave Fitzgerald | Davidson         | LHP | New York Yankees    |    |       |                   |                  |     |                    |

## 1988 MLB First-Year Player Draft (6)

| Round | Overall | Player          | School           | Pos. | Team                |
|-------|---------|-----------------|------------------|------|---------------------|
| 12    | 314     | Tom Malchesky   | Western Carolina | 3B   | St. Louis Cardinals |
| 18    | 457     | John Chafin     | Marshall         | RHP  | Chicago White Sox   |
| 22    | 573     | Skip Nelloms    | Western Carolina | OF   | New York Yankees    |
| 27    | 705     | Dave Fitzgerald | Davidson         | LHP  | Milwaukee Brewers   |
| 28    | 730     | John Stephens   | The Citadel      | 3B   | St. Louis Cardinals |
| 54    | 1,296   | Dave Piel       | Western Carolina | C    | Atlanta Braves      |

## 1989 MLB First-Year Player Draft (1)

| Round | Overall | Player       | School | Pos. | Team              |
|-------|---------|--------------|--------|------|-------------------|
| 17    | 450     | Andy Beasley | VMI    | C    | Oakland Athletics |

## 1990 MLB First-Year Player Draft (6)

| Round | Overall | Player          | School            | Pos. | Team                  |
|-------|---------|-----------------|-------------------|------|-----------------------|
| 4     | 112     | Andy Beasley    | VMI               | C    | St. Louis Cardinals   |
| 8     | 225     | Paul Menhart-\$ | Western Carolina  | RHP  | Toronto Blue Jays     |
| 11    | 307     | Mark Craft      | VMI               | RHP  | Oakland Athletics     |
| 29    | 779     | Anthony Jenkins | The Citadel       | OF   | St. Louis Cardinals   |
| 37    | 959     | Mike Montgomery | ETSU              | RHP  | Philadelphia Phillies |
| 41    | 1,055   | Steven Hollins  | Appalachian State | SS   | Philadelphia Phillies |

## 1991 MLB First-Year Player Draft (2)

| Round | Overall | Player        | School           | Pos. | Team                 |
|-------|---------|---------------|------------------|------|----------------------|
| 30    | 801     | Brad Stowell  | The Citadel      | RHP  | Oakland Athletics    |
| 56    | 1,405   | Kevin Bellomo | Western Carolina | OF   | San Francisco Giants |

## 1992 MLB First-Year Player Draft (8)

| Round | Overall | Player            | School           | Pos. | Team                |
|-------|---------|-------------------|------------------|------|---------------------|
| 5     | 136     | Dan Kyslinger     | Western Carolina | RHP  | Milwaukee Brewers   |
| 9     | 247     | Chris Petersen-\$ | Georgia Southern | SS   | Chicago Cubs        |
| 14    | 379     | Matt Raleigh      | Western Carolina | 3B   | Montreal Expos      |
| 14    | 391     | Todd Greene-\$    | Georgia Southern | OF   | St. Louis Cardinals |
| 15    | 412     | Dallas Rinehart   | ETSU             | RHP  | California Angels   |
| 15    | 422     | Gettys Glaze      | The Citadel      | RHP  | Boston Red Sox      |
| 32    | 902     | Jack Kimel        | Western Carolina | LHP  | Texas Rangers       |
| 49    | 1,375   | Nathan Dunn       | ETSU             | SS   | Los Angeles Dodgers |

## 1993 MLB First-Year Player Draft (5)

| Round | Overall | Player         | School           | Pos. | Team                |
|-------|---------|----------------|------------------|------|---------------------|
| 3     | 92      | Brad Tweedie   | Western Carolina | RHP  | Cincinnati Reds     |
| 4     | 105     | Phillip Grundy | Western Carolina | RHP  | Kansas City Royals  |
| 6     | 183     | Paul Thornton  | Georgia Southern | RHP  | Florida Marlins     |
| 12    | 327     | Todd Greene-\$ | Georgia Southern | OF   | California Angels   |
| 36    | 1,012   | Mark Dean      | Georgia Southern | SS   | St. Louis Cardinals |

## 1994 MLB First-Year Player Draft (8)

| Round | Overall | Player            | School           | Pos. | Team               |
|-------|---------|-------------------|------------------|------|--------------------|
| 4     | 93      | Jason Beverlin-\$ | Western Carolina | RHP  | Oakland Athletics  |
| 14    | 380     | Clint Fair        | Georgia Southern | LHP  | Cincinnati Reds    |
| 22    | 599     | Stephen Pritchard | Western Carolina | SS   | Milwaukee Brewers  |
| 28    | 774     | Matt Spade        | Marshall         | RHP  | Pittsburgh Pirates |
| 32    | 891     | Marc Phillips     | VMI              | LHP  | Kansas City Royals |
| 38    | 1,047   | William Rushing   | Georgia Southern | LHP  | Milwaukee Brewers  |
| 45    | 1,239   | Rick Paugh        | Marshall         | LHP  | Pittsburgh Pirates |
| 47    | 1,299   | Mike Tidick       | Western Carolina | OF   | Chicago White Sox  |

## 1995 MLB First-Year Player Draft (7)

| Round | Overall | Player           | School           | Pos. | Team                |
|-------|---------|------------------|------------------|------|---------------------|
| 4     | 94      | Ryan Glynn-\$    | VMI              | RHP  | Texas Rangers       |
| 8     | 212     | William Rushing  | Georgia Southern | LHP  | Minnesota Twins     |
| 17    | 463     | Britt Reames-\$  | The Citadel      | RHP  | St. Louis Cardinals |
| 22    | 599     | David Groseclose | VMI              | SS   | Colorado Rockies    |
| 25    | 680     | Brian Callahan   | The Citadel      | RHP  | Oakland Athletics   |
| 35    | 975     | Jeff Keppen      | Georgia Southern | RHP  | Los Angeles Dodgers |
| 47    | 1,289   | Rhett Ingerick   | Davidson         | RHP  | Florida Marlins     |

## 1996 MLB First-Year Player Draft (11)

| Round | Overall | Player              | School            | Pos. | Team                |
|-------|---------|---------------------|-------------------|------|---------------------|
| 11    | 307     | Tommy Peterman      | Georgia Southern  | 1B   | Minnesota Twins     |
| 11    | 318     | Garrick Haltiwanger | The Citadel       | OF   | New York Mets       |
| 11    | 327     | Julio Ayala         | Georgia Southern  | LHP  | Seattle Mariners    |
| 11    | 331     | Brian Musgrave      | Appalachian State | LHP  | Boston Red Sox      |
| 23    | 690     | Scott Garrett       | Appalachian State | C    | Cincinnati Reds     |
| 24    | 716     | Mark Hamlin         | Georgia Southern  | OF   | Colorado Rockies    |
| 27    | 808     | Steve Wilson        | Georgia Southern  | C    | Los Angeles Dodgers |
| 37    | 1,102   | Len Hart            | ETSU              | LHP  | Chicago Cubs        |

## 1997 MLB First-Year Player Draft (3)

| Round | Overall | Player        | School           | Pos. | Team               |
|-------|---------|---------------|------------------|------|--------------------|
| 8     | 237     | Ryan Cummings | Georgia Southern | RHP  | Anaheim Angels     |
| 22    | 662     | Alex Tolbert  | Western Carolina | 1B   | Pittsburgh Pirates |
| 23    | 705     | Tod Lee       | Georgia Southern | RHP  | Baltimore Orioles  |

## 1998 MLB First-Year Player Draft (9)

| Round | Overall | Player           | School           | Pos. | Team              |
|-------|---------|------------------|------------------|------|-------------------|
| 4     | 129     | Chris Davidson   | Western Carolina | RHP  | Baltimore Orioles |
| 5     | 157     | Brian Rogers     | The Citadel      | RHP  | New York Yankees  |
| 12    | 370     | David Noyce      | Furman           | LHP  | Florida Marlins   |
| 12    | 363     | Donnie Suttles   | Western Carolina | RHP  | Cleveland Indians |
| 15    | 450     | Mark DiFelice-\$ | Western Carolina | RHP  | Colorado Rockies  |
| 22    | 667     | Jeff Sziksai     | Western Carolina | 2B   | New York Yankees  |
| 24    | 730     | Terrence Smalls  | The Citadel      | 2B   | Florida Marlins   |
| 40    | 1,191   | Brian Hutchinson | Western Carolina | LHP  | Toronto Blue Jays |
| 40    | 1,211   | Jerry Simmons    | The Citadel      | OF   | Atlanta Braves    |

## 1999 MLB First-Year Player Draft (7)

| Round | Overall | Player          | School                | Pos. | Team                |
|-------|---------|-----------------|-----------------------|------|---------------------|
| 3     | 107     | Eric Johnson    | Western Carolina      | OF   | Cleveland Indians   |
| 8     | 244     | David Pember-\$ | Western Carolina      | RHP  | Milwaukee Brewers   |
| 8     | 261     | Scott Oliver    | College of Charleston | RHP  | New York Yankees    |
| 11    | 340     | Chris Moore     | Western Carolina      | SS   | Colorado Rockies    |
| 15    | 469     | Brian Wiley     | The Citadel           | RHP  | Boston Red Sox      |
| 29    | 872     | Rodney Hancock  | The Citadel           | LHP  | Pittsburgh Pirates  |
| 39    | 1,182   | Monte Lee       | College of Charleston | OF   | St. Louis Cardinals |

## 2000 MLB First-Year Player Draft (7)

| Round | Overall | Player            | School           | Pos. | Team                 |
|-------|---------|-------------------|------------------|------|----------------------|
| 15    | 443     | Chris Morris      | The Citadel      | OF   | St. Louis Cardinals  |
| 19    | 580     | Charles Thomas-\$ | Western Carolina | OF   | Atlanta Braves       |
| 21    | 611     | Matt Easterday    | Georgia Southern | 2B   | Florida Marlins      |
| 22    | 646     | Jason Marsh       | UNCG             | C    | Tampa Bay Devil Rays |
| 25    | 737     | Kevin Blocker     | Wofford          | SS   | Colorado Rockies     |
| 43    | 1,291   | Ron Colvard       | The Citadel      | RHP  | Cleveland Indians    |
| 47    | 1,387   | Ed Sparks         | ETSU             | C    | Cincinnati Reds      |

## 2001 MLB First-Year Player Draft (6)

| Round | Overall | Player              | School           | Pos. | Team                  |
|-------|---------|---------------------|------------------|------|-----------------------|
| 2     | 57      | Dallas McPherson-\$ | The Citadel      | 3B   | Anaheim Angels        |
| 8     | 230     | Taft Cable          | UNCG             | RHP  | Philadelphia Phillies |
| 12    | 353     | T.W. Mincey         | The Citadel      | LHP  | Baltimore Orioles     |
| 25    | 752     | Philip Hartig       | The Citadel      | 1B   | Florida Marlins       |
| 32    | 967     | Andy Baxter         | ETSU             | 1B   | Cleveland Indians     |
| 49    | 1,451   | J.R. Revere         | Georgia Southern | OF   | Colorado Rockies      |

## 2002 MLB First-Year Player Draft (9)

| Round | Overall | Player          | School           | Pos. | Team               |
|-------|---------|-----------------|------------------|------|--------------------|
| 6     | 183     | Chris Walker    | Georgia Southern | OF   | Chicago Cubs       |
| 8     | 248     | Jared Burton-\$ | Western Carolina | RHP  | Oakland Athletics  |
| 11    | 330     | Matt Herring    | Georgia Southern | 1B   | Chicago White Sox  |
| 12    | 347     | Danny Rueckel   | Furman           | RHP  | Montreal Expos     |
| 13    | 400     | T.A. Fulmer     | The Citadel      | RHP  | Seattle Mariners   |
| 16    | 483     | Jemel Spearman  | Georgia Southern | SS   | Chicago Cubs       |
| 23    | 678     | Tom Friend      | Davidson         | OF   | Kansas City Royals |
| 28    | 830     | Everett Hancock | UNCG             | LHP  | Detroit Tigers     |
| 29    | 873     | Brett Lewis     | Georgia Southern | RHP  | Chicago Cubs       |

## 2003 MLB First-Year Player Draft (15)

| Round | Overall | Player          | School                | Pos. | Team                 |
|-------|---------|-----------------|-----------------------|------|----------------------|
| 3     | 95      | Dennis Dove-\$  | Georgia Southern      | RHP  | St. Louis Cardinals  |
| 7     | 217     | Ryan Basner     | Western Carolina      | RHP  | Atlanta Braves       |
| 8     | 234     | Lee Curtis      | College of Charleston | 2B   | Boston Red Sox       |
| 9     | 251     | Matt Lauderdale | College of Charleston | C    | San Diego Padres     |
| 9     | 268     | Kevin Culpepper | Georgia Southern      | LHP  | Minnesota Twins      |
| 11    | 310     | Brian Rogers-\$ | Georgia Southern      | RHP  | Detroit Tigers       |
| 11    | 320     | Tom Mastny-\$   | Furman                | RHP  | Toronto Blue Jays    |
| 13    | 396     | Todd Buchanan   | Western Carolina      | 1B   | Arizona Diamondbacks |
| 14    | 410     | Jeremy Harper   | VMI                   | RHP  | Toronto Blue Jays    |
| 16    | 464     | Alan Beck       | Western Carolina      | OF   | Baltimore Orioles    |
| 19    | 577     | Andy Barden     | VMI                   | C    | Atlanta Braves       |
| 35    | 1,029   | Phil Hendrix    | VMI                   | RHP  | Milwaukee Brewers    |
| 41    | 1,220   | Scott Tolbert   | Georgia Southern      | RHP  | Toronto Blue Jays    |
| 43    | 1,278   | Ryan Gordon     | UNCG                  | LHP  | Toronto Blue Jays    |
| 50    | 1,472   | Tim Turner      | ETSU                  | OF   | Seattle Mariners     |

# MLB FIRST-YEAR PLAYER DRAFT

## 2004 MLB First-Year Player Draft (7)

| Round | Overall | Player         | School      | Pos. | Team                |
|-------|---------|----------------|-------------|------|---------------------|
| 6     | 162     | Jonathan Ellis | The Citadel | RHP  | San Diego Padres    |
| 8     | 237     | Chip Cannon    | The Citadel | 1B   | Toronto Blue Jays   |
| 14    | 418     | Brian Akin     | Davidson    | RHP  | Los Angeles Dodgers |
| 23    | 680     | Jay Metzger    | UNCG        | LHP  | Colorado Rockies    |
| 28    | 823     | Brian Hensen   | Elon        | LHP  | Detroit Tigers      |
| 34    | 1,028   | Jarrett Santos | UNCG        | RHP  | Florida Marlins     |
| 35    | 1,049   | Evan Tartaglia | Elon        | OF   | Chicago White Sox   |

## 2005 MLB First-Year Player Draft (10)

| Round | Overall | Player           | School                | Pos. | Team                  |
|-------|---------|------------------|-----------------------|------|-----------------------|
| 2     | 56      | Chris Mason      | UNCG                  | RHP  | Tampa Bay Devil Rays  |
| 3     | 109     | Brett Gardner-\$ | College of Charleston | OF   | New York Yankees      |
| 4     | 135     | Caleb Moore      | ETSU                  | C    | Minnesota Twins       |
| 5     | 157     | Brett Harker     | College of Charleston | RHP  | Philadelphia Phillies |
| 8     | 244     | Ryan Edell       | College of Charleston | LHP  | Cleveland Indians     |
| 10    | 315     | Matthew Betsill  | Furman                | 3B   | Minnesota Twins       |
| 25    | 749     | D.J. Wabick      | College of Charleston | 1B   | New York Mets         |
| 29    | 890     | Reid Price       | College of Charleston | LHP  | St. Louis Cardinals   |
| 35    | 1,069   | Andy Carter      | Davidson              | RHP  | New York Yankees      |
| 38    | 1,153   | Flint Wipke      | Georgia Southern      | C    | Los Angeles Angels    |

## 2006 MLB First-Year Player Draft (12)

| Round | Overall | Player             | School                | Pos. | Team               |
|-------|---------|--------------------|-----------------------|------|--------------------|
| 2     | 68      | Dustin Evans       | Georgia Southern      | RHP  | Atlanta Braves     |
| 5     | 158     | Jermaine Mitchell  | UNCG                  | OF   | Oakland Athletics  |
| 12    | 347     | Everett Teaford-\$ | Georgia Southern      | LHP  | Kansas City Royals |
| 19    | 578     | Greg Dowling       | Georgia Southern      | 1B   | Oakland Athletics  |
| 20    | 608     | Josh McLaughlin    | College of Charleston | RHP  | Oakland Athletics  |
| 22    | 668     | Patrick Currin     | UNCG                  | RHP  | Oakland Athletics  |
| 23    | 688     | Jay Heafner        | Davidson              | SS   | Texas Rangers      |
| 24    | 719     | Matt Matulia       | The Citadel           | SS   | Chicago Cubs       |
| 27    | 818     | Larry Cobb         | College of Charleston | OF   | Oakland Athletics  |
| 29    | 873     | A.J. Davidiuk      | Furman                | SS   | San Diego Padres   |
| 34    | 1,020   | Graham Godfrey-\$  | College of Charleston | RHP  | Toronto Blue Jays  |
| 38    | 1,130   | Brian McCullen     | Western Carolina      | RHP  | Pittsburgh Pirates |

## 2007 MLB First-Year Player Draft (20)

| Round | Overall | Player             | School                | Pos. | Team                  |
|-------|---------|--------------------|-----------------------|------|-----------------------|
| 6     | 202     | Oliver Marmol      | College of Charleston | SS   | St. Louis Cardinals   |
| 7     | 229     | Brandon Waring     | Wofford               | 3B   | Cincinnati Reds       |
| 8     | 260     | Jonathan Green     | Western Carolina      | C    | Texas Rangers         |
| 8     | 266     | Alex Garabedian    | College of Charleston | C    | Los Angeles Dodgers   |
| 10    | 306     | Greg Holland-\$    | Western Carolina      | RHP  | Kansas City Royals    |
| 13    | 424     | Nick Chiggas       | College of Charleston | RHP  | New York Yankees      |
| 15    | 469     | Matt Klinker       | Furman                | RHP  | Cincinnati Reds       |
| 16    | 503     | Brian Schlitter-\$ | College of Charleston | RHP  | Philadelphia Phillies |
| 17    | 555     | Guy Welsh          | UNCG                  | 3B   | Seattle Mariners      |
| 20    | 620     | Kenny Smith        | Western Carolina      | 2B   | Texas Rangers         |
| 26    | 787     | Michael Buntun     | College of Charleston | LHP  | Chicago Cubs          |
| 27    | 837     | Zach Brown         | The Citadel           | 1B   | San Diego Padres      |
| 28    | 870     | Lee Land           | UNCG                  | RHP  | Oakland Athletics     |
| 29    | 886     | Ben Lasater        | College of Charleston | 3B   | Florida Marlins       |
| 29    | 890     | Ryan Falcon        | UNCG                  | LHP  | Texas Rangers         |
| 30    | 916     | A.J. Battisto      | Georgia Southern      | RHP  | Florida Marlins       |
| 37    | 1,135   | Steven Strausbaugh | Western Carolina      | OF   | New York Yankees      |
| 38    | 1,140   | Michael Harrington | College of Charleston | OF   | Baltimore Orioles     |
| 39    | 1,171   | Chris Vasami       | Elon                  | 1B   | Colorado Rockies      |
| 50    | 1,435   | Blake Murphy       | Western Carolina      | C    | Chicago Cubs          |

## 2008 MLB First-Year Player Draft (24)

| Round | Overall | Player             | School                | Pos. | Team                 |
|-------|---------|--------------------|-----------------------|------|----------------------|
| 4     | 132     | Steven Hensley     | Elon                  | RHP  | Seattle Mariners     |
| 6     | 201     | Jeremie Tice       | College of Charleston | 3B   | Cleveland Indians    |
| 9     | 281     | Jay Jackson-\$     | Furman                | RHP  | Chicago Cubs         |
| 11    | 324     | David Rubinstein   | Appalachian State     | OF   | Pittsburgh Pirates   |
| 12    | 356     | Jason Rook         | Appalachian State     | OF   | Baltimore Orioles    |
| 12    | 368     | Garrett Sherrill   | Appalachian State     | RHP  | Milwaukee Brewers    |
| 13    | 396     | Michael Harrington | College of Charleston | OF   | Minnesota Twins      |
| 13    | 409     | Michael Kohn-\$    | College of Charleston | RHP  | Los Angeles Angels   |
| 17    | 503     | Jeremy Beckham     | Georgia Southern      | 2B   | Tampa Bay Rays       |
| 22    | 672     | Blake Nation       | Georgia Southern      | RHP  | Seattle Mariners     |
| 25    | 751     | Austin Garrett     | College of Charleston | LHP  | Washington Nationals |
| 26    | 783     | Chris Dove         | Elon                  | OF   | Texas Rangers        |
| 26    | 785     | Chris Swauger      | The Citadel           | OF   | St. Louis Cardinals  |
| 29    | 868     | Ricky Orton        | UNCG                  | 3B   | Florida Marlins      |
| 30    | 910     | Chris Shehan       | Georgia Southern      | OF   | Atlanta Braves       |
| 30    | 914     | Mike Lynn          | College of Charleston | RHP  | New York Mets        |
| 31    | 926     | Tyler Sexton       | Western Carolina      | LHP  | Baltimore Orioles    |
| 34    | 1,035   | Matthew Gaski      | UNCG                  | 2B   | San Diego Padres     |
| 36    | 1,094   | Jake Goldberg      | College of Charleston | RHP  | New York Mets        |
| 38    | 1,160   | Clay Caulfield     | College of Charleston | RHP  | New York Yankees     |

|    |       |                  |                       |     |                     |
|----|-------|------------------|-----------------------|-----|---------------------|
| 42 | 1,265 | Blake Murphy     | Western Carolina      | C   | St. Louis Cardinals |
| 44 | 1,332 | Donny Jobe       | Elon                  | 2B  | Seattle Mariners    |
| 46 | 1,382 | Brandon Sizemore | College of Charleston | 2B  | St. Louis Cardinals |
| 48 | 1,433 | Danny Meszaros   | College of Charleston | RHP | Houston Astros      |

## 2009 MLB First-Year Player Draft (30)

| Round | Overall | Player              | School                | Pos. | Team                 |
|-------|---------|---------------------|-----------------------|------|----------------------|
| 5     | 158     | Chase Austin        | Elon                  | 3B   | Florida Marlins      |
| 7     | 207     | Nick Liles          | Western Carolina      | 2B   | San Francisco Giants |
| 8     | 243     | Rob Gilliam         | UNCG                  | RHP  | Oakland Athletics    |
| 9     | 290     | Richard Jones       | The Citadel           | C    | Chicago Cubs         |
| 11    | 328     | Chris Masters       | Western Carolina      | LHP  | Atlanta Braves       |
| 13    | 408     | Chris McGuinness-\$ | The Citadel           | 1B   | Boston Red Sox       |
| 14    | 418     | Cory Harrilchak     | Elon                  | OF   | Atlanta Braves       |
| 14    | 426     | Brent Greer         | Western Carolina      | SS   | Arizona Diamondbacks |
| 14    | 439     | Zach Quate          | Appalachian State     | RHP  | Tampa Bay Rays       |
| 16    | 474     | Griffin Benedict    | Georgia Southern      | C    | San Diego Padres     |
| 20    | 601     | Dallas Tarleton     | Elon                  | C    | Colorado Rockies     |
| 20    | 608     | Rand Smith          | Appalachian State     | OF   | Florida Marlins      |
| 21    | 628     | Matt Crim           | The Citadel           | LHP  | Atlanta Braves       |
| 22    | 660     | Matt Mansilla       | College of Charleston | OF   | Detroit Tigers       |
| 22    | 669     | Joey Bergman        | College of Charleston | 3B   | St. Louis Cardinals  |
| 22    | 673     | Zach Kayne          | Davidson              | SS   | Chicago White Sox    |
| 24    | 735     | Isaac Harrow        | Appalachian State     | 3B   | New York Yankees     |
| 25    | 744     | Ty Wright           | Georgia Southern      | OF   | San Diego Padres     |
| 25    | 753     | Chris Mederos       | Georgia Southern      | RHP  | Oakland Athletics    |
| 27    | 813     | Michael Gilmartin   | Wofford               | SS   | Oakland Athletics    |
| 27    | 830     | Corey Martin        | Western Carolina      | RHP  | Chicago Cubs         |
| 30    | 916     | Brandon Sizemore    | College of Charleston | 2B   | Milwaukee Brewers    |
| 33    | 985     | Pat Irvine          | Elon                  | LF   | Pittsburgh Pirates   |
| 35    | 1,064   | Wes Wrenn           | The Citadel           | RHP  | New York Mets        |
| 38    | 1,136   | Josh Dowdy          | Appalachian State     | RHP  | Baltimore Orioles    |
| 40    | 1,194   | Tom Porter          | Elon                  | RHP  | San Diego Padres     |
| 40    | 1,209   | Jesse Simpson       | College of Charleston | RHP  | St. Louis Cardinals  |
| 41    | 1,233   | Justin Hilt         | Elon                  | RF   | Oakland Athletics    |
| 42    | 1,279   | Bennett Davis       | Elon                  | 3B/C | Tampa Bay Rays       |
| 44    | 1,315   | Dexter Bobo         | Georgia Southern      | LHP  | Pittsburgh Pirates   |

## 2010 MLB First-Year Player Draft (23)

| Round | Overall | Player                 | School                | Pos. | Team                 |
|-------|---------|------------------------|-----------------------|------|----------------------|
| 1-5   | 41      | Asher Wojciechowski-\$ | The Citadel           | RHP  | Toronto Blue Jays    |
| 5     | 168     | Heath Hembree-\$       | College of Charleston | RHP  | San Francisco Giants |
| 7     | 226     | Jimmy Reyes            | Elon                  | LHP  | Texas Rangers        |
| 8     | 245     | Blake Hassebrock       | UNCG                  | RHP  | Oakland Athletics    |
| 13    | 392     | Brian Harrison         | Furman                | 3B   | New York Mets        |
| 15    | 465     | Thomas Girdwood        | Elon                  | RHP  | Minnesota Twins      |
| 16    | 487     | Rob Kral               | College of Charleston | C    | Cincinnati Reds      |
| 25    | 751     | Matt Talley            | The Citadel           | LHP  | Arizona Diamondbacks |
| 26    | 785     | Jake Brown             | Georgia Southern      | LHP  | Oakland Athletics    |
| 29    | 879     | Daniel Britt           | Elon                  | RHP  | Milwaukee Brewers    |
| 29    | 889     | Chris Patterson        | Appalachian State     | RHP  | St. Louis Cardinals  |
| 31    | 939     | Mike Melillo           | Elon                  | C    | Milwaukee Brewers    |
| 33    | 994     | Daniel Ottone          | Western Carolina      | RHP  | San Diego Padres     |
| 33    | 1,009   | Joey Bergman           | College of Charleston | 2B   | St. Louis Cardinals  |
| 35    | 1,050   | Ken Ferrer             | Elon                  | RHP  | Cleveland Indians    |
| 36    | 1,081   | Justin Hilt            | Elon                  | OF   | Arizona Diamondbacks |
| 39    | 1,167   | Kevin Decker           | College of Charleston | RHP  | Pittsburgh Pirates   |
| 39    | 1,180   | Casey Lucchese         | College of Charleston | RHP  | Chicago Cubs         |
| 39    | 1,189   | Ian Parry              | Furman                | RHP  | St. Louis Cardinals  |
| 40    | 1,218   | Wes Hobson             | Appalachian State     | 2B   | San Francisco Giants |
| 41    | 1,234   | Bryan Altman           | The Citadel           | 2B/C | San Diego Padres     |
| 44    | 1,319   | Shawn Payne            | Georgia Southern      | 2B   | Kansas City Royals   |
| 50    | 1,519   | Andy Moye              | Georgia Southern      | RHP  | St. Louis Cardinals  |

## 2011 MLB First-Year Player Draft (22)

| Round | Overall | Player          | School                | Pos. | Team                 |
|-------|---------|-----------------|-----------------------|------|----------------------|
| 10    | 306     | Matt Murray     | Georgia Southern      | RHP  | Kansas City Royals   |
| 10    | 323     | Rob Kral        | College of Charleston | C    | San Diego Padres     |
| 11    | 346     | Chris Lamb      | Davidson              | LHP  | Oakland Athletics    |
| 12    | 368     | Grant Sides     | Samford               | RHP  | Cleveland Indians    |
| 15    | 461     | Andy Moye       | Georgia Southern      | RHP  | Milwaukee Brewers    |
| 15    | 476     | John Cornely-\$ | Wofford               | RHP  | Atlanta Braves       |
| 18    | 562     | Andrew Jones    | Samford               | RHP  | Boston Red Sox       |
| 18    | 570     | Andy Bass       | Davidson              | RHP  | Tampa Bay Rays       |
| 21    | 656     | Jarrett Miller  | UNCG                  | RHP  | Atlanta Braves       |
| 23    | 710     | Kyle Deese      | Western Carolina      | RHP  | St. Louis Cardinals  |
| 25    | 752     | Josh Martin     | Samford               | RHP  | Pittsburgh Pirates   |
| 28    | 847     | Ken Ferrer      | Elon                  | LHP  | Washington Nationals |
| 28    | 856     | Thomas Girdwood | Elon                  | RHP  | Oakland Athletics    |
| 28    | 866     | Matt Talley     | The Citadel           | LHP  | Atlanta Braves       |
| 30    | 902     | Matt Benedict   | Western Carolina      | RHP  | Pittsburgh Pirates   |
| 30    | 929     | John Brebbia-\$ | Elon                  | RHP  | New York Yankees     |
| 31    | 951     | Michael Johnson | Samford               | SS   | Chicago White Sox    |



# MLB FIRST-YEAR PLAYER DRAFT

|    |       |                |                       |     |                      |    |     |                  |                  |     |                     |
|----|-------|----------------|-----------------------|-----|----------------------|----|-----|------------------|------------------|-----|---------------------|
| 31 | 954   | Matt Leeds     | College of Charleston | 3B  | Texas Rangers        | 22 | 672 | Jordan Tarsovich | VMI              | 2B  | Los Angeles Dodgers |
| 35 | 1,077 | Shawn Payne    | Georgia Southern      | CF  | San Francisco Giants | 28 | 832 | Bradley Strong   | Western Carolina | 2B  | Chicago White Sox   |
| 36 | 1,091 | Mitch Conner   | Elon                  | RHP | Milwaukee Brewers    | 29 | 861 | Will Stillman    | Wofford          | RHP | Boston Red Sox      |
| 37 | 1,149 | Casey Lucchese | College of Charleston | RHP | Chicago Cubs         | 31 | 927 | Andres Gracia    | Samford          | RHP | San Diego Padres    |
| 49 | 1,480 | David Peterson | College of Charleston | RHP | Houston Astros       |    |     |                  |                  |     |                     |

## 2012 MLB First-Year Player Draft (23)

| Round | Overall | Player             | School                | Pos. | Team                 |
|-------|---------|--------------------|-----------------------|------|----------------------|
| 1     | 28      | Victor Roache      | Georgia Southern      | OF   | Milwaukee Brewers    |
| 2     | 76      | Chris Beck-\$      | Georgia Southern      | RHP  | Chicago White Sox    |
| 4     | 144     | Brandon Miller     | Samford               | OF   | Washington Nationals |
| 6     | 192     | Lex Rutledge       | Samford               | LHP  | Baltimore Orioles    |
| 6     | 205     | Eric Phillips      | Georgia Southern      | 3B   | Toronto Blue Jays    |
| 7     | 242     | Marty Gantt        | College of Charleston | OF   | Tampa Bay Rays       |
| 8     | 250     | Christian Powell   | College of Charleston | RHP  | Minnesota Twins      |
| 8     | 269     | David Peterson     | College of Charleston | RHP  | Atlanta Braves       |
| 10    | 323     | Josh Martin        | Samford               | RHP  | Cleveland Indians    |
| 13    | 419     | Nathan Hyatt       | Appalachian State     | RHP  | Atlanta Braves       |
| 14    | 449     | Tyler Tewell       | Appalachian State     | OF/C | Atlanta Braves       |
| 15    | 460     | Jared Leverett     | Georgia Southern      | LHP  | Minnesota Twins      |
| 15    | 479     | Alex Wilson        | Wofford               | RHP  | Atlanta Braves       |
| 18    | 569     | Ross Heffley       | Western Carolina      | 2B   | Atlanta Braves       |
| 19    | 590     | Tyler Vanderheiden | Samford               | RHP  | New York Mets        |
| 21    | 649     | Tyler Hollstegge   | UNCG                  | RHP  | Oakland Athletics    |
| 22    | 683     | Jim Stokes         | Elon                  | RHP  | Cleveland Indians    |
| 26    | 797     | Seth Grant         | Appalachian State     | RHP  | Miami Marlins        |
| 28    | 858     | Ryan Arrowood      | Appalachian State     | RHP  | Colorado Rockies     |
| 28    | 876     | Joseph Burns       | Samford               | LHP  | Texas Rangers        |
| 33    | 1,027   | Saxon Butler       | Samford               | 1B   | New York Yankees     |
| 36    | 1,110   | Alex Swim          | Elon                  | C    | St. Louis Cardinals  |
| 37    | 1,147   | Charles Basford    | Samford               | RHP  | New York Yankees     |

## 2013 MLB First-Year Player Draft (22)

| Round | Overall | Player             | School                | Pos.   | Team                  |
|-------|---------|--------------------|-----------------------|--------|-----------------------|
| 1     | 27      | Phillip Ervin-\$   | Samford               | OF     | Cincinnati Reds       |
| 5     | 160     | Joe Jackson        | The Citadel           | C      | Texas Rangers         |
| 8     | 247     | Nate Smith         | Furman                | LHP    | Los Angeles Angels    |
| 9     | 267     | Jake Zokan         | College of Charleston | LHP    | Seattle Mariners      |
| 10    | 290     | C.K. Irby          | Samford               | RHP/DH | Minnesota Twins       |
| 17    | 511     | Rob Marcello       | Appalachian State     | LHP    | Philadelphia Phillies |
| 18    | 540     | Ryan Kinsella      | Elon                  | 1B     | Arizona Diamondbacks  |
| 18    | 548     | Julian Ridings     | Western Carolina      | OF     | Tampa Bay Rays        |
| 19    | 576     | Austin Pritcher    | The Citadel           | RHP    | Detroit Tigers        |
| 22    | 650     | Alex Swim          | Elon                  | C      | Minnesota Twins       |
| 22    | 660     | Antonio Alvarez    | Elon                  | SS     | Arizona Diamondbacks  |
| 24    | 734     | Sam Agnew-Wieland  | Appalachian State     | RHP    | New York Yankees      |
| 30    | 907     | Cambric Moye       | UNCG                  | C      | Los Angeles Angels    |
| 31    | 937     | Taylor Johnson     | Furman                | OF     | Los Angeles Angels    |
| 32    | 965     | Kyle Webb          | Elon                  | RHP    | St. Louis Cardinals   |
| 32    | 971     | Dominique Vattuone | UNCG                  | RHP    | Oakland Athletics     |
| 33    | 977     | Tyler White-\$     | Western Carolina      | 3B     | Houston Astros        |
| 34    | 1,021   | David Whitehead    | Elon                  | RHP    | Philadelphia Phillies |
| 34    | 1,034   | Hector Crespo      | Appalachian State     | 2B     | New York Yankees      |
| 36    | 1,067   | J.D. Osborne       | Wofford               | LHP    | Houston Astros        |
| 37    | 1,122   | Will Callaway      | Appalachian State     | SS     | San Francisco Giants  |
| 40    | 1,207   | Ben Carlson        | Furman                | RHP    | Los Angeles Angels    |

## 2014 MLB First-Year Player Draft (15)

| Round | Overall | Player          | School           | Pos. | Team                  |
|-------|---------|-----------------|------------------|------|-----------------------|
| 3     | 82      | Sam Howard-\$   | Georgia Southern | LHP  | Colorado Rockies      |
| 3     | 102     | Max Povse-\$    | UNCG             | RHP  | Atlanta Braves        |
| 10    | 291     | Adam Martin     | Western Carolina | C    | Seattle Mariners      |
| 12    | 371     | Tyler Filliben  | Samford          | SS   | Pittsburgh Pirates    |
| 13    | 392     | Bo Thompson     | The Citadel      | 1B   | New York Yankees      |
| 15    | 439     | Jeremy Null     | Western Carolina | RHP  | Chicago Cubs          |
| 19    | 557     | Mason Davis     | The Citadel      | 2B   | Miami Marlins         |
| 20    | 594     | Aaron Attaway   | Western Carolina | SS   | Toronto Blue Jays     |
| 22    | 666     | Tripp Martin    | Samford          | 3B   | Texas Rangers         |
| 22    | 667     | Ryan Pennell    | Elon             | LHP  | Tampa Bay Rays        |
| 26    | 772     | Jacques de Gruy | Furman           | RHP  | Philadelphia Phillies |
| 30    | 915     | Josh Wirsu      | Georgia Southern | RHP  | St. Louis Cardinals   |
| 31    | 923     | Dylan Thompson  | UNCG             | RHP  | Colorado Rockies      |
| 37    | 1,107   | Tyler Wood      | Furman           | RHP  | San Diego Padres      |
| 40    | 1,199   | Eric Alonzo     | Georgia Southern | RHP  | Los Angeles Angels    |

## 2015 MLB First-Year Player Draft (10)

| Round | Overall | Player        | School      | Pos. | Team                  |
|-------|---------|---------------|-------------|------|-----------------------|
| 5     | 150     | Ryan Clark    | UNCG        | RHP  | Atlanta Braves        |
| 7     | 204     | Luke Leftwich | Wofford     | RHP  | Philadelphia Phillies |
| 10    | 303     | James Reeves  | The Citadel | LHP  | New York Yankees      |
| 12    | 354     | Skylar Hunter | The Citadel | RHP  | Philadelphia Phillies |
| 14    | 426     | Matt Winn     | VMI         | C    | San Francisco Giants  |
| 17    | 496     | Austin Mason  | The Citadel | RHP  | Arizona Diamondbacks  |

## 2016 MLB First-Year Player Draft (17)

| Round | Overall | Player          | School           | Pos. | Team                 |
|-------|---------|-----------------|------------------|------|----------------------|
| 1     | 11      | Kyle Lewis      | Mercer           | OF   | Seattle Mariners     |
| 3     | 95      | Heath Quinn     | Samford          | OF   | San Francisco Giants |
| 6     | 174     | Will Stillman   | Wofford          | RHP  | San Diego Padres     |
| 9     | 261     | Trey York       | ETSU             | 2B   | Milwaukee Brewers    |
| 14    | 435     | Hagen Owenby    | ETSU             | C    | Pittsburgh Pirates   |
| 21    | 636     | L.J. Kalawaia   | UNCG             | OF   | Los Angeles Angels   |
| 22    | 649     | Alex Lee        | Samford          | 1B   | Atlanta Braves       |
| 23    | 705     | Garrett Brown   | Western Carolina | OF   | Pittsburgh Pirates   |
| 24    | 718     | Hunter Smith    | UNCG             | RHP  | Boston Red Sox       |
| 25    | 746     | Charlie Madden  | Mercer           | C    | Chicago White Sox    |
| 25    | 753     | Colton Davis    | Western Carolina | RHP  | Minnesota Twins      |
| 29    | 862     | Matt Milburn    | Wofford          | RHP  | Oakland Athletics    |
| 29    | 865     | Hunter Swilling | Samford          | 3B   | Detroit Tigers       |
| 30    | 915     | Chris Cook      | ETSU             | SS   | Pittsburgh Pirates   |
| 33    | 998     | Bryson Bowman   | Western Carolina | OF   | New York Yankees     |
| 38    | 1,141   | Collin Woody    | UNCG             | 3B   | Baltimore Orioles    |
| 38    | 1,155   | Aaron Maher     | ETSU             | OF   | Pittsburgh Pirates   |

## 2017 MLB First-Year Player Draft (14)

| Round | Overall | Player             | School           | Pos. | Team                 |
|-------|---------|--------------------|------------------|------|----------------------|
| 3     | 86      | Will Gaddis        | Furman           | RHP  | Colorado Rockies     |
| 8     | 226     | Bryan Sammons      | Western Carolina | LHP  | Minnesota Twins      |
| 8     | 253     | Jared Brasher      | Samford          | RHP  | Washington Nationals |
| 11    | 333     | JP Sears           | The Citadel      | LHP  | Seattle Mariners     |
| 12    | 350     | Hagen Owenby       | ETSU             | C    | Atlanta Braves       |
| 13    | 385     | Kevin Williams Jr. | Samford          | OF   | Los Angeles Angels   |
| 21    | 622     | Jack Maynard       | UNCG             | RHP  | Arizona Diamondbacks |
| 22    | 658     | Brett Pope         | Western Carolina | SS   | Pittsburgh Pirates   |
| 23    | 686     | Danny Edgeworth    | Mercer           | 3B   | Colorado Rockies     |
| 24    | 706     | T.J. Dixon         | Samford          | OF   | Minnesota Twins      |
| 24    | 731     | Charlie Madden     | Mercer           | C    | Boston Red Sox       |
| 27    | 801     | Ben Spitznagel     | UNCG             | OF   | Oakland Athletics    |
| 29    | 859     | Ryan Askew         | Mercer           | RHP  | Tampa Bay Rays       |
| 33    | 996     | Peyton Maddox      | VMI              | C    | San Francisco Giants |

## 2018 MLB First-Year Player Draft (17)

| Round | Overall | Player         | School  | Pos. | Team                  |
|-------|---------|----------------|---------|------|-----------------------|
| 4     | 133     | Adam Scott     | Wofford | LHP  | Cleveland Indians     |
| 5     | 152     | Austin Cox     | Mercer  | LHP  | Kansas City Royals    |
| 6     | 172     | Andrew Moritz  | UNCG    | CF   | Atlanta Braves        |
| 7     | 211     | Andrew Wantz   | UNCG    | RHP  | Los Angeles Angels    |
| 7     | 214     | Josh Winder    | VMI     | RHP  | Minnesota Twins       |
| 10    | 313     | Robert Broom   | Mercer  | RHP  | Cleveland Indians     |
| 12    | 367     | Matt Pita      | VMI     | RF   | New York Yankees      |
| 15    | 436     | Matt Frisbee   | UNCG    | RHP  | San Francisco Giants  |
| 17    | 508     | Cesar Trejo    | UNCG    | CF   | Seattle Mariners      |
| 20    | 609     | Erin Baldwin   | Samford | RHP  | Arizona Diamondbacks  |
| 21    | 632     | Nathan Eaton   | VMI     | C    | Kansas City Royals    |
| 22    | 662     | Bryce Hensley  | UNCG    | LHP  | Kansas City Royals    |
| 24    | 719     | Troy Dixon     | Samford | CF   | Texas Rangers         |
| 25    | 738     | Jack Maynard   | UNCG    | RHP  | Chicago White Sox     |
| 25    | 761     | Christian Vann | Mercer  | LHP  | Washington Nationals  |
| 34    | 1015    | Trey Truitt    | Mercer  | CF   | Baltimore Orioles     |
| 38    | 1127    | Stephen Jones  | Samford | RHP  | Philadelphia Phillies |

## 2019 MLB First-Year Player Draft (9)

| Round | Overall | Player             | School           | Pos. | Team               |
|-------|---------|--------------------|------------------|------|--------------------|
| 6     | 179     | Sawyer Gipson-Long | Mercer           | RHP  | Minnesota Twins    |
| 9     | 265     | Zak Kent           | VMI              | RHP  | Texas Rangers      |
| 10    | 301     | Chad Sykes         | UNCG             | RHP  | Los Angeles Angels |
| 21    | 628     | Branden Fryman     | Samford          | SS   | New York Yankees   |
| 21    | 639     | Stephen Jones      | Samford          | RHP  | Colorado Rockies   |
| 25    | 751     | Anthony Mulrine    | Samford          | C    | Los Angeles Angels |
| 31    | 944     | Matthew Koehler    | Western Carolina | CF   | Oakland Athletics  |
| 32    | 961     | Chase Walter       | Western Carolina | RHP  | Los Angeles Angels |
| 33    | 1000    | Kevin Coulter      | Mercer           | RHP  | Cleveland Indians  |

## 2020 MLB First-Year Player Draft (1)

| Round | Overall | Player       | School | Pos. | Team                |
|-------|---------|--------------|--------|------|---------------------|
| 2     | 60      | Landon Knack | ETSU   | RHP  | Los Angeles Dodgers |

\* January Secondary Draft

^ June Secondary Draft

\$ Reached Major Leagues

# MLB FIRST-YEAR PLAYER DRAFT

## First-round MLB selections

| Year | Overall | Player, school           | Pos. | Team               |
|------|---------|--------------------------|------|--------------------|
| 1979 | 21      | Atlee Hammaker, ETSU     | LHP  | Kansas City Royals |
| 2010 | 41-S    | Asher Wojciechowski, CIT | RHP  | Toronto Blue Jays  |
| 2012 | 28      | Victor Roache, GSU       | OF   | Milwaukee Brewers  |
| 2013 | 27      | Phillip Ervin, SAM       | OF   | Cincinnati Reds    |
| 2016 | 11      | Kyle Lewis, MER          | OF   | Seattle Mariners   |

S - Supplemental round

### Selections by school

| School                      | Selections |
|-----------------------------|------------|
| Western Carolina .....      | 65         |
| Georgia Southern .....      | 51         |
| The Citadel .....           | 50         |
| College of Charleston ..... | 45         |
| UNCG .....                  | 35         |
| Appalachian State .....     | 33         |
| Elon .....                  | 31         |
| Samford .....               | 28         |
| ETSU .....                  | 26         |
| Furman .....                | 24         |
| Davidson .....              | 21         |
| VMI .....                   | 20         |
| East Carolina .....         | 13         |
| Wofford .....               | 11         |
| Mercer .....                | 11         |
| West Virginia .....         | 9          |
| Marshall .....              | 6          |
| Richmond .....              | 5          |
| William & Mary .....        | 2          |

### Selections by MLB team

| Team                        | Selections |
|-----------------------------|------------|
| Arizona Diamondbacks .....  | 9          |
| Atlanta Braves .....        | 29         |
| Chicago Cubs .....          | 20         |
| Cincinnati Reds .....       | 12         |
| Colorado Rockies .....      | 15         |
| Los Angeles Dodgers .....   | 13         |
| Miami Marlins .....         | 14         |
| Milwaukee Brewers .....     | 17         |
| New York Mets .....         | 12         |
| Philadelphia Phillies ..... | 18         |
| Pittsburgh Pirates .....    | 24         |
| San Diego Padres .....      | 19         |
| San Francisco Giants .....  | 16         |
| St. Louis Cardinals .....   | 31         |
| Washington Nationals^ ..... | 11         |
| Baltimore Orioles .....     | 19         |
| Boston Red Sox .....        | 9          |
| Chicago White Sox .....     | 11         |
| Cleveland Indians .....     | 17         |
| Detroit Tigers .....        | 7          |
| Houston Astros .....        | 6          |
| Kansas City Royals .....    | 13         |
| Los Angeles Angels .....    | 17         |
| Minnesota Twins .....       | 16         |
| New York Yankees .....      | 27         |
| Oakland Athletics .....     | 25         |
| Seattle Mariners .....      | 15         |
| Tampa Bay Rays .....        | 10         |
| Texas Rangers* .....        | 20         |
| Toronto Blue Jays .....     | 11         |

^ The Nationals were the Montreal Expos from 1969-2004. This total includes six selections by the Expos.

\* The Rangers were the Washington Senators from 1961-71. This total includes four selections by the Senators.

### SoCon MLB Draft selections to make majors

| School                      | Selections |
|-----------------------------|------------|
| Western Carolina .....      | 10         |
| Georgia Southern .....      | 7          |
| The Citadel .....           | 6          |
| College of Charleston ..... | 5          |
| East Carolina .....         | 2          |
| Furman .....                | 2          |
| Marshall .....              | 2          |
| Appalachian State .....     | 1          |
| ETSU .....                  | 1          |
| Elon .....                  | 1          |
| Mercer .....                | 1          |
| UNCG .....                  | 1          |
| Richmond .....              | 1          |
| Samford .....               | 1          |
| VMI .....                   | 1          |
| Wofford .....               | 1          |

# SOCON RECORD BOOK

## COACHES' RECORDS

| Overall wins |                         |                          |                            |             |
|--------------|-------------------------|--------------------------|----------------------------|-------------|
| Coach        | School                  | Years (#)                | Wins                       |             |
| 1            | Fred Jordan             | The Citadel              | 1992-17 (26)               | 831         |
|              | Chal Port               | The Citadel              | 1965-91 (27)               | 641         |
|              | Rodney Hennon           | W. Carolina/Ga. Southern | 1998-2014 (17)             | 621         |
|              | Jim Morris              | Appalachian State        | 1974-98 (25)               | 611         |
| 5            | Ron Smith               | Furman                   | 1994-16 (23)               | 580         |
|              | Mike Gaski              | UNCG                     | 1998-12 (15)               | 458*        |
|              | Dick Cooke              | Davidson                 | 1993-2014 (22)             | 415         |
|              | Malcolm Pitt            | Richmond                 | 1937-71 (35)               | 394         |
|              | Mike Kennedy            | Elon                     | 2004-14 (11)               | 393         |
| 10           | Jack Coombs             | Duke                     | 1929-52 (24)               | 381         |
|              | <b>Casey Dunn</b>       | <b>Samford</b>           | <b>2009-20 (12)</b>        | <b>379#</b> |
|              | <b>Bobby Moranda</b>    | <b>Western Carolina</b>  | <b>2008-20 (13)</b>        | <b>352</b>  |
|              | John Pawlowski          | College of Charleston    | 2000-08 (9)                | 338         |
|              | <b>Todd Interdonato</b> | <b>Wofford</b>           | <b>2008-20 (13)</b>        | <b>337</b>  |
| 15           | Tom Wall                | Furman                   | 1970-71, 74-93 (22)        | 326         |
|              | Jack Leggett            | Western Carolina         | 1983-91 (9)                | 302         |
|              | H. Burton Shipley       | Maryland                 | 1924-53 (30)               | 301         |
|              | Steve Harrick           | West Virginia            | 1951-67 (17)               | 297         |
|              | Jack Stallings          | Georgia Southern         | 1992-99 (8)                | 266         |
| 20           | <b>Tony Skole</b>       | <b>ETSU/The Citadel</b>  | <b>2000-05, 15-20 (12)</b> | <b>258</b>  |
|              | Todd Raleigh            | Western Carolina         | 2000-07 (8)                | 257         |
|              | Jack Cook               | Marshall                 | 1977-89 (13)               | 252         |
|              | Chris Pollard           | Appalachian State        | 2005-12 (8)                | 244         |
|              | Keith LeClair           | Western Carolina         | 1992-97 (6)                | 229         |
| 25           | Ken Campbell            | ETSU                     | 1990-99 (10)               | 223         |
|              | Link Jarrett            | UNCG                     | 2013-19 (7)                | 215         |
|              | <b>Craig Gibson</b>     | <b>Mercer</b>            | <b>2015-20 (6)</b>         | <b>199</b>  |
|              | Bunn Hearn              | North Carolina           | 1932-46 (15)               | 197         |
|              | W.P. White              | Georgia                  | 1922-32 (11)               | 193         |
|              | Bill Reinhart           | George Washington        | 1950-66 (17)               | 192         |

\* 69 wins from 2009-11 later vacated

# 124 wins from 2011-14 later vacated

| SoCon wins |                         |                          |                            |             |
|------------|-------------------------|--------------------------|----------------------------|-------------|
| Coach      | School                  | Years (#)                | Wins                       |             |
| 1          | Fred Jordan             | The Citadel              | 1992-17 (26)               | 399         |
|            | Rodney Hennon           | W. Carolina/Ga. Southern | 1998-2014 (17)             | 303         |
|            | Ron Smith               | Furman                   | 1994-16 (23)               | 295         |
|            | Chal Port               | The Citadel              | 1965-91 (27)               | 253         |
| 5          | Mike Gaski              | UNCG                     | 1998-12 (15)               | 230*        |
|            | Jim Morris              | Appalachian State        | 1974-98 (25)               | 218         |
|            | Dick Cooke              | Davidson                 | 1993-2014 (22)             | 218         |
|            | Mike Kennedy            | Elon                     | 1937-71 (11)               | 205         |
|            | <b>Bobby Moranda</b>    | <b>Western Carolina</b>  | <b>2008-20 (13)</b>        | <b>174</b>  |
| 10         | John Pawlowski          | College of Charleston    | 2000-08 (9)                | 170         |
|            | <b>Casey Dunn</b>       | <b>Samford</b>           | <b>2009-20 (12)</b>        | <b>163#</b> |
|            | Malcolm Pitt            | Richmond                 | 1937-1971 (35)             | 145^        |
|            | Steve Harrick           | West Virginia            | 1951-67 (17)               | 137         |
|            | Todd Raleigh            | Western Carolina         | 2000-07 (8)                | 132         |
| 15         | <b>Todd Interdonato</b> | <b>Wofford</b>           | <b>2008-20 (13)</b>        | <b>129</b>  |
|            | Tom Wall                | Furman                   | 1970-71, 74-93 (22)        | 124         |
|            | <b>Tony Skole</b>       | <b>ETSU/The Citadel</b>  | <b>2000-05, 15-20 (12)</b> | <b>121</b>  |
|            | Jack Stallings          | Georgia Southern         | 1992-99 (8)                | 119         |
|            | G.F. Laird              | Virginia Tech            | 1948-65 (18)               | 112+        |
| 20         | Chris Pollard           | Appalachian State        | 2005-12 (8)                | 107         |
|            | Jack Cook               | Marshall                 | 1977-89 (13)               | 105         |
|            | Jack Leggett            | Western Carolina         | 1983-91 (9)                | 103         |
|            | Ken Campbell            | ETSU                     | 1990-99 (10)               | 102         |
| 25         | Keith LeClair           | Western Carolina         | 1992-97 (6)                | 99          |
|            | Monte Lee               | Coll. of Charleston      | 2009-13 (5)                | 96          |
|            | Link Jarrett            | UNCG                     | 2013-19 (7)                | 92          |
|            | Bill Reinhart           | George Washington        | 1950-66 (17)               | 91&         |
|            | C.R. "Dudy" Noble       | Mississippi State        | 1922-32 (11)               | 88          |

\* 32 SoCon wins from 2009-11 later vacated

^ Conference records for 1937-46, 1949, 1951 and 1953 unavailable and not included

# 58 wins from 2011-14 later vacated

+ Conference records for 1949 and 1951 unavailable and are not included

& Conference records for 1950-52 seasons unavailable and not included

| Overall winning percentage (min. 4 seasons) |                     |                     |                    |                     |
|---------------------------------------------|---------------------|---------------------|--------------------|---------------------|
| Coach                                       | School              | Years (#)           | Record             | Pct.                |
| 1                                           | Randy Hinson        | Clemson             | 1939-40, 46-47 (4) | 58-19-2 .747        |
|                                             | Billy Laval         | South Carolina      | 1928-34 (7)        | 89-33-1 .728        |
|                                             | Steve Harrick       | West Virginia       | 1951-67 (17)       | 297-131 .694        |
|                                             | Jack Coombs         | Duke                | 1929-52 (24)       | 381-171-3 .689      |
| 5                                           | W.P. White          | Georgia             | 1922-32 (11)       | 193-89-3 .682       |
|                                             | Charley Lodes       | ETSU                | 1979-83 (5)        | 166-84-1 .663       |
|                                             | Pete Shields        | Mississippi         | 1923-31 (9)        | 114-59-2 .657       |
|                                             | Wallace Wade        | Alabama             | 1924-27 (4)        | 61-32-2 .653        |
|                                             | Jim Ashmore         | North Carolina      | 1927-31 (5)        | 72-39-3 .645        |
| 10                                          | John Pawlowski      | Coll. of Charleston | 2000-08 (9)        | 338-192-1 .637      |
|                                             | Earl Smith          | East Carolina       | 1966-72 (7)        | 131-76 .633         |
|                                             | Bill Haywood        | Western Carolina    | 1977-81 (5)        | 107-62-1 .632       |
|                                             | Chuck Boone         | Richmond            | 1972-76 (5)        | 96-56 .632          |
|                                             | <b>Craig Gibson</b> | <b>Mercer</b>       | <b>2015-20 (6)</b> | <b>198-117 .629</b> |
| 15                                          | Keith LeClair       | Western Carolina    | 1992-97 (6)        | 229-135-2 .628      |
|                                             | Monte Lee           | Coll. of Charleston | 2009-13 (5)        | 187-111 .628        |
|                                             | Chal Port           | The Citadel         | 1965-91 (27)       | 641-386-2 .624      |
|                                             | Walter Rabb         | North Carolina      | 1947-53 (7)        | 125-75-5 .622       |
|                                             | Bunn Hearn          | North Carolina      | 1932-46 (15)       | 197-120-2 .621      |
| 20                                          | Bill Schwartz       | Vanderbilt          | 1927-32 (6)        | 67-41 .620          |
|                                             | Malcolm Pitt        | Richmond            | 1937-71 (35)       | 394-249-4 .612      |
|                                             | C.R. "Dudy" Noble   | Mississippi State   | 1922-32 (11)       | 150-94-7 .612       |
|                                             | Bill Fetzer         | North Carolina      | 1922-25 (4)        | 53-34-2 .607        |
|                                             | Rodney Hennon       | WCU/GSU             | 1998-2014 (17)     | 621-404-1 .606      |
| 25                                          | Mike Kennedy        | Elon                | 2004-14 (11)       | 393-263 .599        |
|                                             | Walter Cox          | Clemson             | 1945, 48-51 (5)    | 70-48-1 .592        |
|                                             | Bill Reinhart       | George Washington   | 1950-66 (17)       | 192-135-5 .586      |
|                                             | George Kircher      | Virginia Tech       | 1924-32 (9)        | 79-55-6 .586        |
|                                             | Jack Stallings      | Georgia Southern    | 1992-99 (8)        | 266-196 .576        |
| 30                                          | Kid Clay            | Georgia Tech        | 1922-31 (10)       | 129-95-4 .575       |

\* 69 wins from 2009-11 later vacated

# 124 wins from 2011-14 later vacated

| SoCon winning percentage (min. 4 seasons) |                      |                         |                     |                       |
|-------------------------------------------|----------------------|-------------------------|---------------------|-----------------------|
| Coach                                     | School               | Years (#)               | Record              | Pct.                  |
| 1                                         | Charley Lodes        | ETSU                    | 1979-83 (5)         | 55-17 .764            |
|                                           | Jack Leggett         | Western Carolina        | 1983-91 (9)         | 103-39 .725           |
|                                           | Keith LeClair        | Western Carolina        | 1992-97 (6)         | 99-38 .723            |
|                                           | Steve Harrick        | West Virginia           | 1951-67 (17)        | 137-58 .703           |
| 5                                         | Earl Smith           | East Carolina           | 1966-72 (7)         | 72-31 .699            |
|                                           | Bill Haywood         | Western Carolina        | 1977-81 (5)         | 48-23 .676            |
|                                           | John Pawlowski       | Coll. of Charleston     | 2000-08 (9)         | 170-86-1 .663         |
|                                           | Chuck Boone          | Richmond                | 1972-76 (5)         | 47-24 .662            |
|                                           | Mike Kennedy         | Elon                    | 2004-14 (11)        | 205-109 .653          |
| 10                                        | Monte Lee            | Coll. of Charleston     | 2009-13 (5)         | 96-53 .644            |
|                                           | Jack Stallings       | Georgia Southern        | 1992-99 (8)         | 119-67 .640           |
|                                           | <b>Craig Gibson</b>  | <b>Mercer</b>           | <b>2015-20 (6)</b>  | <b>74-44 .627</b>     |
|                                           | Rodney Hennon        | WCU/GSU                 | 1998-2014 (17)      | 303-184 .622          |
|                                           | Chal Port            | The Citadel             | 1965-91 (27)        | 253-156-1 .618        |
| 15                                        | Bill Reinhart        | George Washington       | 1950-66 (17)        | 91-61-1 .598&         |
|                                           | C.R. "Dudy" Noble    | Mississippi State       | 1922-32 (11)        | 88-62-1 .586          |
|                                           | Malcolm Pitt         | Richmond                | 1937-71 (35)        | 145-103 .585^         |
|                                           | Fred Jordan          | The Citadel             | 1992-17 (26)        | 399-300 .571          |
|                                           | Todd Raleigh         | Western Carolina        | 2000-07 (8)         | 132-101 .567          |
| 20                                        | G.F. Laird           | Virginia Tech           | 1948-65 (18)        | 112-88 .560+          |
|                                           | <b>Casey Dunn</b>    | <b>Samford</b>          | <b>2009-20 (11)</b> | <b>163-132 .553#</b>  |
|                                           | Jack Cook            | Marshall                | 1977-89 (13)        | 105-87 .547           |
|                                           | <b>Bobby Moranda</b> | <b>Western Carolina</b> | <b>2008-20 (13)</b> | <b>174-146-1 .544</b> |
|                                           | Link Jarrett         | UNCG                    | 2013-19 (7)         | 92-79 .538            |
| 25                                        | Mike Gaski           | UNCG                    | 1998-12 (15)        | 230-200 .535*         |
|                                           | Jim Morris           | Appalachian State       | 1974-98 (25)        | 218-213-1 .506        |
|                                           | George Greer         | Davidson                | 1983-87 (5)         | 39-43 .492            |
|                                           | Jack Powers          | Furman                  | 1963-66 (4)         | 24-25 .490            |
|                                           | Charlie McGinnis     | VMI                     | 1962-65 (4)         | 26-28 .481            |
| 30                                        | Chris Pollard        | Appalachian State       | 2005-12 (8)         | 107-119-1 .474        |

^ Conference records for 1937-46, 1949, 1951 and 1953 unavailable and not included

+ Conference records for 1949 and 1951 unavailable and are not included

\* 32 SoCon wins from 2009-11 later vacated

# 58 wins from 2011-14 later vacated

& Conference records for 1950-52 seasons unavailable and not included