

2020-21



SOCONSPORTS.COM
#SOCONCHAMPS | #SOCONF



FOOTBALL MEDIA GUIDE



2019 SOCON SUPERLATIVES



Willie Eubanks III, The Citadel
Buck Buchanan Award finalist
Consensus All-American
SoCon Defensive Player of the Year



Scott Wachenheim, VMI
Eddie Robinson Award finalist
SoCon Coach of the Year (Coaches)



Josh Conklin, Wofford
SoCon Coach of the Year (Media)



Blake Jeresaty, Wofford
Consensus All-American
SoCon Jacobs Blocking Award



Joe Newman, Wofford
All-American
SoCon Offensive Player of the Year



Ailym Ford, Chattanooga
Jerry Rice Award finalist
Freshman All-American
SoCon Freshman of the Year



2020-21 Southern Conference Football Media Guide

On the inside

2020-21 composite schedule	2
The Southern Conference	
Southern Conference history	4-8
Southern Conference principles	9
Southern Conference Hall of Fame	10-11
Commissioner Jim Schaus	12
Southern Conference staff	13
Southern Conference media relations	14
Southern Conference teams	
The Citadel	16-23
ETSU	24-31
Furman	32-39
Mercer	40-45
Samford	46-53
Chattanooga	54-61
VMI	62-69
Western Carolina	70-77
Wofford	78-85
2019 year-in-review	
Final standings	86
Polls	87
Honors and awards	88-89
Individual leaders	90-91
Team statistics	92-93
Individual superlatives	94-95
Team superlatives	96
Records and awards	
All-time team records	97
Coaching records	98
NFL Draftees	99-102
NCAA statistics champions	103
Overtime history	104
Final national polls	105-108
Annual award winners	109-111
National and regional honors	112-113
All-Americans	114-115
All-conference selections	116-122
All-freshman selections	123
Players of the Week	124-130
Players of the Month	131
All-Academic selections	132-134
FBS wins	135
Individual records	136-148
Team records	149-151
Annual individual leaders	152-155
Annual team leaders	156-159
FCS Playoff history	160-162
FCS national champions	163-166
FCS Playoff individual records	167
FCS Playoff team records	168
Pre-FCS history	169
Yearly standings	170-173
Southern Conference champions	174

Credits

Editor: Phil Perry
Design: Phil Perry
Cover: Jasmine Washington
Editorial Assistance: Jason Yaman, John Iamarino, Hannah Bradley and the SoCon football SIDs.

The Southern Conference

702 N. Pine Street
 Spartanburg, S.C. 29303

Phone: 864-591-5100
 Fax: 864-591-3448
 Website: www.SoConSports.com

Conference staff

Jim Schaus Commissioner
Geoff Cabe Senior Associate Commissioner
Sue Arakas Associate Commissioner
Doug King Associate Commissioner for Compliance
Jason Yaman Associate Commissioner
Stanley Broaden Assistant Commissioner for Championships
Phil Perry Assistant Commissioner for Media Relations
Paul Lollis Assistant Commissioner for Video Productions
Hannah Bradley Assistant Director of Media Relations
Neili Akridge Executive Assistant to the Commissioner
Nicholas Hunt Championships Assistant
Jasmine Washington Media Relations Assistant
Perry Havener Coordinator of Officials

Southern Conference Officers

President: Dr. Jeffrey Hugdahl, Mercer University
 Vice President: Dr. David Wyrick, University of North Carolina at Greensboro





COMPOSITE SCHEDULE

#SoConFB

Sept. 12 (Saturday)

The Citadel at South Florida ESPN+ 7 p.m.

Sept. 19 (Saturday)

The Citadel at Clemson ACC Network 4 p.m.

Sept. 26 (Saturday)

Eastern Kentucky at The Citadel ESPN3 1 p.m.

Oct. 10 (Saturday)

The Citadel at Army West Point CBS Sports 1:30 p.m.
 Mercer at Jacksonville State ESPN3 3 p.m.

Oct. 24 (Saturday)

Mercer at Army West Point CBS Sports 12 p.m.
 Chattanooga at Western Kentucky ESPN3 4 p.m.

Oct. 31 (Saturday)

Abilene Christian at Mercer ESPN3/Nexstar 3 p.m.

Nov. 14 (Saturday)

Western Carolina at Liberty ESPN+ 12 p.m.

Nov. 21 (Saturday)

Western Carolina at Eastern Kentucky ESPN+ 3 p.m.

Dec. 11 (Friday)

Western Carolina at North Carolina ACC Network 7 p.m.

Feb. 20 (Saturday)

*VMI at Chattanooga ESPN+ 12 p.m.
 *Samford at ETSU ESPN+ TBA
 *Western Carolina at Furman ESPN+ TBA
 *Mercer at Wofford ESPN+ TBA

Feb. 27 (Saturday)

*Wofford at Chattanooga ESPN+ 12 p.m.
 *The Citadel at Mercer ESPN+ TBA
 *Furman at VMI ESPN+ TBA
 *Western Carolina at Samford ESPN+ TBA

March 6 (Saturday)

*Chattanooga at The Citadel ESPN+ TBA
 *ETSU at Wofford ESPN+ TBA
 *Samford at Furman ESPN+ TBA
 *VMI at Western Carolina ESPN+ TBA

March 13 (Saturday)

*The Citadel at Western Carolina ESPN+ TBA
 *Furman at ETSU ESPN+ TBA
 *Mercer at VMI ESPN+ TBA
 *Wofford at Samford ESPN+ TBA

March 20 (Saturday)

*ETSU at The Citadel ESPN+ TBA
 *Chattanooga at Furman ESPN+ TBA
 *Western Carolina at Mercer ESPN+ TBA
 *VMI at Samford ESPN+ TBA

March 27 (Saturday)

*Mercer at Chattanooga ESPN+ 12 p.m.
 *Samford at The Citadel ESPN+ TBA
 *Western Carolina at ETSU ESPN+ TBA
 *VMI at Wofford ESPN+ TBA

April 3 (Saturday)

*The Citadel at Wofford ESPN+ TBA
 *ETSU at VMI ESPN+ TBA
 *Furman at Mercer ESPN+ TBA
 *Chattanooga at Western Carolina ESPN+ TBA

April 10 (Saturday)

*Samford at Chattanooga ESPN+ 12 p.m.
 *Furman at The Citadel ESPN+ TBA
 *ETSU at Mercer ESPN+ TBA
 *Wofford at Western Carolina ESPN+ TBA

April 17 (Saturday)

*The Citadel at VMI ESPN+ TBA
 *Chattanooga at ETSU ESPN+ TBA
 *Wofford at Furman ESPN+ TBA
 *Mercer at Samford ESPN+ TBA

April 24 (Saturday)

FCS Playoffs TBA TBA



ADIZERO





SOUTHERN CONFERENCE HISTORY

The Southern Conference

The Southern Conference, which celebrates its 100th season of intercollegiate competition in 2020-21, is a national leader in emphasizing the development of the student-athlete and in helping to build lifelong leaders and role models.

The Southern Conference has been on the forefront of innovation and originality in developing creative solutions to address issues facing intercollegiate athletics. From establishing the first postseason college basketball tournament (1921), to tackling the issue of freshman eligibility (1922), to developing women's championships (1984), to becoming the first conference to install the 3-point goal in basketball (1980), the Southern Conference has been a pioneer.

The Southern Conference is the nation's fifth-oldest NCAA Division I collegiate athletic association. Only the Big Ten (1896), the Missouri Valley (1907), the Pac-12 (1915) and the Southwestern Athletic (1920) conferences are older in terms of origination.

Academic excellence has been a major part of the Southern Conference's tradition. Hundreds of Southern Conference student-athletes have been recognized on CoSIDA Academic All-America and all-district teams. A total of 20 Rhodes Scholarship winners have been selected from conference institutions, most recently in 2012-13, when former Wofford volleyball player Rachel Woodlee earned the prestigious award.

The conference currently consists of 10 members in six states throughout the Southeast and sponsors 22 varsity sports and championships that produce participants for NCAA Division I Championships. The league added rifle, becoming just the second Division I conference to sponsor the sport, in 2016-17, and added women's lacrosse for the 2017-18 campaign.

The Southern Conference offices are located in the historic Beaumont Mill in Spartanburg, South Carolina. A textile mill that was in operation from 1880 until 1999, Beaumont Mill was renovated in 2004 and today offers the league first-class meeting areas and offices as well as a spacious library for storage of the conference's historical documents.

Membership history

On Feb. 25, 1921, representatives from 14 of the Southern Intercollegiate Athletic Association's (SIAA) 30 members met at Atlanta's Piedmont Hotel to establish the Southern Intercollegiate Conference. On hand at the inaugural meeting were officials from Alabama, Alabama Polytechnic Institute (Auburn), Clemson, Georgia, Georgia School of Technology (Georgia Tech), Kentucky, Maryland, Mississippi A&M (Mississippi State), North Carolina, North Carolina State, Tennessee, Virginia, Virginia Polytechnic Institute (Virginia Tech) and Washington & Lee.

Dr. S.V. Sanford of Georgia was chosen as acting chairman and N.W. Dougherty of Tennessee was named secretary. The decision to form a new athletic conference was motivated by the desire to have a workable number of conference games for each league member. With 30 schools in the SIAA by the early 1920s, it was impossible to play every school at least once during the regular season and many schools went several years between playing some conference members. In addition, in 1920, the SIAA voted down proposed rules that an athlete must be in a college a year before playing on its teams and refused to abolish a rule permitting athletes to play summer baseball for money.

Play began in the fall of 1921, and a year later, six more schools joined the fledgling league, including Tulane (which had attended the inaugural meeting but had elected not to join), Florida, Louisiana (LSU), Mississippi, South Carolina and Vanderbilt. VMI joined in 1923 and Duke was added in 1929.

By the 1930s, membership in the Southern Conference had reached 23 schools. C.P. "Sally" Miles of Virginia Tech, president of the Southern

Conference, called the annual league meeting to order on Dec. 9, 1932, at the Farragut Hotel in Knoxville, Tennessee. There, it announced that 13 institutions west and south of the Appalachian Mountains were reorganizing as the Southeastern Conference. Members of the new league included Alabama, Alabama Polytechnic Institute, Florida, Georgia, Georgia School of Technology, Kentucky, Louisiana, Mississippi, Mississippi A&M, University of the South, Tennessee, Tulane and Vanderbilt.

According to the minutes of the meeting, Georgia's Dr. Sanford stated that the division was made along geographical lines. Florida's Dr. J.J. Tigert, acting as spokesman for the withdrawing group, regretted the move but believed it was necessary as the Southern Conference had grown too large. The resignations were accepted and the withdrawing schools formed the new league, which began play in 1933.

The Southern Conference continued with membership of 10 institutions, including Clemson, Duke, Maryland, North Carolina, North Carolina State, South Carolina, Virginia, VMI, Virginia Tech and Washington & Lee.

The second major shift occurred some 20 years later. By 1952, the Southern Conference included 17 colleges and universities. Another split occurred when seven schools – Clemson, Duke, Maryland, North Carolina, North Carolina State, South Carolina and Wake Forest – departed to form the Atlantic Coast Conference, which began play in 1953. The revamped Southern Conference included members The Citadel, Davidson, Furman, George Washington, Richmond, VMI, Virginia Tech, Washington & Lee, West Virginia and William & Mary.

A third major shift occurred in 2012-13, when five members announced their departures and three schools were added. College of Charleston announced its decision to leave for the Colonial Athletic Association following the 2012-13 season, while Appalachian State (Sun Belt), Davidson (Atlantic 10), Elon (Colonial) and Georgia Southern (Sun Belt) announced they would depart following the 2013-14 campaign. At the Southern Conference's 2013 spring meetings in Hilton Head Island, South Carolina, the league officially extended invitations to former members ETSU and VMI, as well as Mercer, to join the league for the 2014-15 academic year.

Today, the league continues to thrive with a membership that includes 10 institutions and a footprint that spans six states: Alabama, Georgia, North Carolina, South Carolina, Tennessee and Virginia. Current league members are The Citadel, ETSU, Furman, Mercer, UNCG, Samford, Chattanooga, VMI, Western Carolina and Wofford.

Leadership

Jim Schaus began his tenure as the ninth commissioner in league history on July 1, 2019. Schaus came to the SoCon after an 11-year run as the director of athletics at Ohio University, where he led the Bobcats to unprecedented levels of success in athletics and academics.

In his first year in the role, Schaus spearheaded the creation of a new long-term strategic plan for the league and led the effort to partner with JMI Sports to serve as the SoCon's official marketing rights company. Schaus also negotiated the SoCon's entry into the Southeastern Conference's officiating consortiums for both men's basketball and football, moves that allow the member conferences to collaborate on all officiating matters related to recruitment, education and training, scheduling and evaluation of officials.

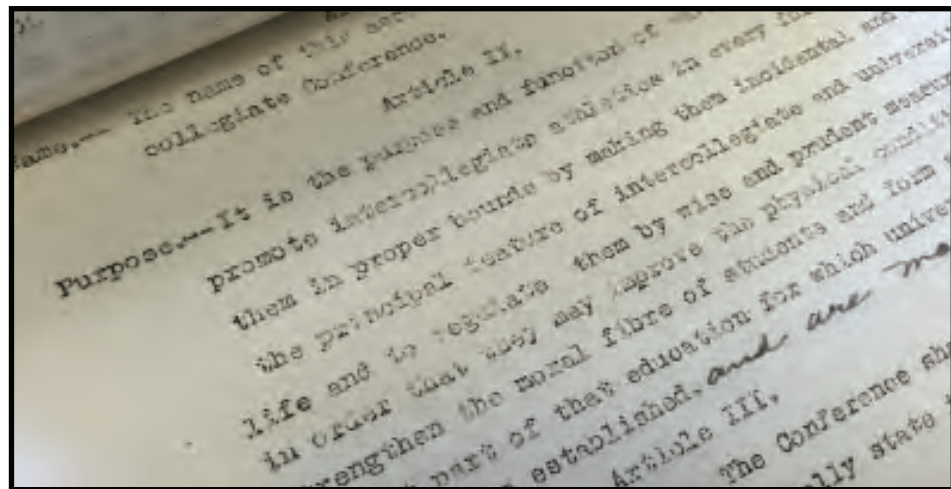
Also aimed at enhancing the league's men's basketball success, Schaus implemented a new right-size scheduling model designed to bolster the top teams' national profiles and put them in position for better seeding and potential at-large bids into the NCAA tournament. In addition, Schaus shepherded the league through its response to the COVID-19 pandemic and ensuing sport season cancellations and cost-cutting measures.

Schaus has a familial connection to the Southern Conference, as his father, former Los Angeles Lakers coach Fred Schaus, was the men's basketball coach at West Virginia from 1954-60, earning SoCon Coach of the Year honors four times in that six-year span and still ranking in the top 20 in career wins by a league coach.

Schaus replaced former commissioner John Iamarino, who concluded his 13-year tenure at the Southern Conference in the summer of 2019. Throughout his tenure, Iamarino promoted the Southern Conference through an ambitious agenda that improved championships, upgraded compliance related matters, launched the conference's Hall of Fame, created the SoCon Academic Exchange and increased the marketing and brand awareness of the conference and its member institutions. He also guided the league through membership changes that ensured the Southern Conference's future viability and stability with the additions of ETSU, Mercer and VMI.

Iamarino spearheaded the effort to create the SoCon Digital Network, which launched in the fall of 2014, and the league-wide plan to have all 10 member institutions capable of producing broadcast-quality content by 2017.

Iamarino also orchestrated the addition of three



The original Southern Conference constitution, drawn up in 1921, is housed in the archives at the league office in Spartanburg, S.C.

#SoConFB

SOUTHERN CONFERENCE HISTORY



The 2014 addition of VMI in Lexington, Va., extended the Southern Conference's reach to six states across the Southeast.

sports in a four-year span, starting with men's lacrosse in 2014-15. Rifle was added in 2016-17, and women's lacrosse became the SoCon's 22nd varsity sport in 2017-18. The addition of those three sports attracted a combined 11 associate members, while a 12th, Belmont, was added for men's soccer beginning in 2018.

The Southern Conference named its first commissioner in December 1950. Duke's Wallace Wade made the transition from Blue Devil football coach to athletics administration as the first person at the helm of the conference.

Lloyd Jordan replaced Wade as the commissioner in 1960 and served a 14-year term until Ken Germann became the league head in 1974. Germann was the commissioner for 13 years and orchestrated the league's expansion to include women's athletics. In 1987, he was succeeded by Dave Hart, who oversaw the transfer of the league office from Charlotte, North Carolina, to Asheville, North Carolina.

Wright Waters succeeded Hart upon his retirement in 1991. Under Waters' leadership, the Southern Conference expanded to 12 members, added three women's sports and posted record revenue from the basketball tournament. Waters was followed by Alfred B. White in 1998. White, a veteran member of the NCAA office, introduced the current conference logo and elevated the conference's commitment to marketing and development of corporate partners. Danny Morrison, who would go on to be president of the Carolina Panthers, headed the conference from 2001-05 and orchestrated the league's move from Asheville to Spartanburg. Under Morrison's leadership, the conference increased its marketing and promotional efforts.

Championship history

Men's basketball was the first sport in which the conference held a championship. The league tournament is the nation's oldest, with the inaugural championship held in 1921 at Atlanta's City Auditorium and won by Kentucky. The tournament began Feb. 25, the same day that members of the Southern Intercollegiate Athletic Association met to discuss forming the new league that would become the Southern Conference. The following year, North Carolina won the first tournament after the formation of the league.

Commissioner Germann spearheaded the Southern Conference's expansion to include women's athletics during the 1983-84 season. That year, league women's championships were held in volleyball, basketball and tennis. Cross country joined the mix in 1985, outdoor track and field was added in 1987 and indoor and track and field followed in 1988. The conference instituted golf and softball championships in the spring of 1994 and added soccer in the fall of that year. Women's lacrosse crowned its first champion in May 2018.

The Germann Cup, named in honor of the former commissioner, annually recognizes the top women's athletics programs in the conference. From their humble beginnings, women's athletics have become an integral part of the Southern Conference and its success.

The Southern Conference declares champions in 11 men's sports – football, soccer, cross country, basketball, indoor track and field, outdoor track and field, wrestling, baseball, lacrosse, tennis and golf – and 10 women's sports – soccer, volleyball, cross country, basketball, indoor track and field, outdoor track and field, tennis, golf, women's lacrosse and softball. Rifle is a mixed sport.

Football

The Southern Conference has also excelled as the premier Football Championship Subdivision (FCS) conference. Former Southern Conference member Appalachian State won the three consecutive FCS titles from 2005-07, becoming the first team to do so. The league boasts more than 250 players who have garnered All-America recognition and numerous national player or coach of the year awards. The conference had at least one team in the top 10 of the final FCS poll for 28 consecutive years (1985-2012), with at least two teams finishing in the final poll in every season from 1982-2013. Wofford, which has finished in the top 20 in each of the last four seasons, was joined in the final polls in 2019 by Furman, which earned its second FCS playoff berth in three seasons. In 2018, ETSU won a share of its first SoCon title and finished ranked in the final polls for the first time since 1996. The Citadel, Chattanooga, Samford and Wofford each finished in the top 25 in 2016, giving the league four in the final poll for the first time since 2007. The conference has placed multiple representatives in the FCS Playoffs in 31 of 36 seasons, with 16 championship game appearances and eight

SoCon members

- Alabama (1921-1932)
- Appalachian State (1971-2014)
- Auburn (1921-1932)
- College of Charleston (1998-2013)
- The Citadel (1936-present)**
- Clemson (1921-1953)
- Davidson (1936-1988, 1992-2014)
- Duke (1929-1953)
- East Carolina (1964-1977)
- ETSU (1978-2005, 2014-present)**
- Elon (2003-2014)
- Florida (1922-1932)
- Furman (1936-present)**
- George Washington (1941-1970)
- Georgia (1921-1932)
- Georgia Southern (1991-2014)
- Georgia Tech (1921-1932)
- Kentucky (1921-1932)
- Louisiana State (1922-1932)
- Marshall (1976-1997)
- Maryland (1921-1953)
- Mercer (2014-present)**
- Mississippi (1922-1932)
- Mississippi State (1921-1932)
- North Carolina (1921-1953)
- UNCG (1997-present)**
- NC State (1921-1953)
- Richmond (1936-1976)
- Samford (2008-present)**
- South Carolina (1922-1953)
- Tennessee (1921-1932)
- Chattanooga (1976-present)**
- Tulane (1922-1932)
- University of the South (1924-1932)
- Vanderbilt (1922-1932)
- Virginia (1921-1937)
- VMI (1923-2003, 2014-present)**
- Virginia Tech (1921-1965)
- Wake Forest (1936-1953)
- Washington & Lee (1921-1958)
- West Virginia (1950-1968)
- Western Carolina (1976-present)**
- William & Mary (1936-1977)
- Wofford (1997-present)**

Bold indicates current SoCon member.

national titles. The Southern Conference has had at least one team reach the semifinals in 12 of the last 21 years and in 18 of the last 28 seasons.

In 2007, Appalachian State became the first FCS team to defeat a nationally ranked Football Bowl Subdivision (FBS) team, when the Mountaineers defeated No. 5 Michigan, 34-32, on Sept. 1 before a sellout crowd at Michigan Stadium. Georgia Southern, in its final game as a member of the Southern Conference, downed the SEC's Florida in Gainesville on Nov. 23, 2013. The league picked up two wins over FBS teams in 2015, with Furman downing UCF and The Citadel stunning South Carolina. The Bulldogs added another Power 5 conference win in 2019, taking down Georgia Tech in overtime, 27-24.

Prior to the conference's reclassification in 1981, Southern Conference football teams appeared in a total of 36 bowl games, posting a record of 16-18-2. From 1925-30, league schools won five football national championships in a six-year span. There are nearly 60 former Southern Conference players and

coaches in the College Football Hall of Fame. One of the most recognizable of these names is former North Carolina running back Charlie "Choo Choo" Justice, who helped guide North Carolina to three bowl appearances. He was a first-team All-America selection and the Heisman Trophy runner-up in 1948 and 1949. In 1949, Justice earned first-team all-conference honors for the fourth consecutive season, becoming the first player in league history to achieve that feat. He was a member of the league's inaugural Hall of Fame Class in 2009.

Another of the league's football products that made it to the College Football Hall of Fame is Sam Huff of West Virginia. Huff was a three-year starter on both the offensive and defensive lines for the Mountaineers. In 1955, Huff earned first-team All-America honors on the field and was a first-team Academic All-American for his work in the classroom. He played 12 seasons in the National Football League for the New York Giants and the Washington Redskins. Also a member of the conference's first Hall of Fame class, he was a five-time All-Pro linebacker and is also a member of the Pro Football Hall of Fame.

Former Appalachian State coach Jerry Moore was enshrined in the College Football Hall of Fame in December 2014. The winningest coach in Appalachian State and Southern Conference history, Moore compiled a 215-87 record in his 24 seasons at Appalachian State (1989-2012), including 10 SoCon championships, 18 postseason appearances and an unprecedented three straight NCAA Division I FCS/IAA national titles (2005-07).

In 1999, Georgia Southern's Adrian Peterson captured the Walter Payton Award, presented annually to the Football Championship Subdivision's most outstanding offensive player. Peterson, a four-time All-American who finished his career as the NCAA Division I leader in rushing yards with 6,559, was inducted into the College Football Hall of Fame in December 2017.

Furman's Louis Ivory earned the Walter Payton Award in 2000, giving the SoCon consecutive winners, while Georgia Southern's Jayson Foster was presented with the 2007 trophy and Appalachian State quarterback Armani Edwards became the first two-time winner in Payton Award history, claiming the honors in 2008 and 2009 to make it three consecutive years a SoCon player took home the award.

Record-breaking quarterback Devlin Hodges of



Former Chattanooga star Terrell Owens entered the Pro Football Hall of Fame in 2018. Owens returned to his alma mater to deliver his induction speech from the Mocs' McKenzie Arena.

Samford became the Southern Conference's most recent Walter Payton Award winner in 2018, when the senior was also named the FCS ADA Offensive Player of the Year. The consensus All-American, who led the FCS in passing yards and completion percentage that season, wrapped up his career with FCS records for passing yardage (14,584), pass attempts and completions.

The league saw a pair of former players enter the Pro Football Hall of Fame in 2018, as former Chattanooga standout Terrell Owens and Marshall star Randy Moss, who enjoyed a record-breaking freshman year in the SoCon, earned the nod.

Appalachian State's Dexter Coakley was a three-time


all-conference selection and consensus All-American in 1994, '95 and '96 before going on to stardom with the Dallas Cowboys. Coakley won a pair of Buck Buchanan Awards, given to Football Championship Subdivision's top defensive player each year. Western Carolina's David Patten and Appalachian State's Matt Stevens were both members of the New England Patriots' Super Bowl champion team in 2002 and Patten also earned Super Bowl rings with the Patriots in 2004 and '05. Appalachian State's Daniel Kilgore appeared in Super Bowl XLVII for the San Francisco 49ers in 2013. Chattanooga's Keionta Davis was a member of the Patriots' organization for New England's appearance in Super Bowl LII in 2018, while Davis and Western Carolina's Keion Crossen were teammates for the Super Bowl LIII-winning Patriots in 2019. Former Samford safety Jaquiski Tartt played in Super Bowl LIV for the 49ers in 2020.

Basketball

The 2020 edition of the tournament was the 100th in league history. Top-seeded ETSU downed Wofford 72-58 in the historic title game.

Not only was the Southern Conference tournament the first of its kind, but the league also helped change the face of college basketball. In 1980, the league began a season-long experiment with a 22-foot 3-point field goal with the approval of the NCAA Rules Committee. Ronnie Carr of Western Carolina made the first 3-point field goal in college basketball history in a game against Middle Tennessee State on Nov. 29, 1980.

Another college basketball tradition that originated in the Southern Conference is the traditional cutting of the nets by the winning team in important tournaments. According to USA Today, the practice of net-cutting originated in 1947 with NC State head coach Everett Case. As a first-year head coach, Case led the Wolfpack to the Southern Conference tournament title. Case celebrated by claiming the nets as souvenirs to commemorate the event. Basketball coaching legend Red Auerbach gave credit to former George Washington coach Bill Reinhart, who coached in the conference for nearly 30 years, as one of the originators of the modern fast break.



The Atlanta Memorial Auditorium was the site for the first Southern Conference Basketball Championship in 1921. The SoCon basketball tournament is the longest-running of its kind in college basketball history.

West Virginia's 10 tournament championships rank as the second-most in league history behind Davidson's 12. The Mountaineers were led by the incomparable Jerry West from 1958 through 1960. West, a two-time All-America selection, spurred West Virginia to the Final Four in 1959. The Mountaineers lost in the championship game that season to California, 71-70, but West earned Final Four Most Valuable Player honors. West was a three-time Southern Conference tournament MVP, a two-time league regular-season MVP, and was twice named the conference's Athlete of the Year. He went on to a spectacular career with the Los Angeles Lakers of the National Basketball Association and was inducted into the Naismith Memorial Basketball Hall of Fame in 1979. A 14-time NBA All-Star while with the Lakers, it is West whose silhouette comprises the NBA's globally recognized logo.

Frank Selvy set the NCAA record for points in a game while at Furman. On Feb. 13, 1954, the senior scored 100 points in a game against Newberry, a record that still stands. Selvy was the Southern Conference Most Valuable Player in 1953 and 1954 and the league's Athlete of the Year in 1954. He went on to a 10-year career in the NBA. Selvy and his former Lakers teammate West were both enshrined in the league's Hall of Fame in 2009.

Rod Hundley was another West Virginia star during the 1950s. "Hot Rod" made a name for himself as one of the most spectacular players to tour the league during his era. Hundley averaged 24.5 points per game in his three seasons as a Mountaineer and was an all-conference and all-tournament performer in each of those three years. After being named the Southern Conference Most Valuable Player and Athlete of the Year as a senior in 1957, he was the first player selected in the NBA Draft that year and enjoyed a six-year career in that league. He was inducted into the SoCon Hall of Fame in 2010. Rod Thorn was yet another Mountaineer to earn inclusion in the SoCon Hall of Fame, as he was inducted in 2020. A two-time league athlete of the year, Thorn was the No. 2 selection in the 1963 NBA Draft, enjoying an eight-year playing career before transitioning to coaching and then the front office. He was elected to the Naismith Memorial Basketball Hall of Fame as an executive and a contributor in 2018.

ETSU's Keith "Mister" Jennings made his mark on the college basketball world in the early 1990s. Despite standing less than 6 feet tall, Jennings was a two-time all-conference choice and the league's Player of the Year and Athlete of the Year in 1991. Jennings played with the Golden State Warriors of the NBA and was inducted into the SoCon Hall of Fame in 2016.

Besides West Virginia's team in 1959, the Southern Conference has been represented in the Final Four on two other occasions. North Carolina advanced to the NCAA championship game in 1943 before falling 43-40 to Oklahoma State. NC State finished third in the tournament in 1950.

Davidson continued the record of success by advancing to the NCAA tournament's Elite Eight in 2008 as coach Bob McKillop's Wildcats came within a basket of making the Final Four behind the play of sophomore guard Stephen Curry. Curry, a two-time SoCon Male Athlete of the Year winner, led the nation in scoring as a junior at 28.6 points per game and has gone on to star for the NBA's Golden State Warriors, earning league MVP honors twice and leading the Warriors to NBA titles in 2015, 2017 and 2018. He was also inducted into the SoCon Hall of Fame in 2016.

The Southern Conference was back in the national spotlight in 2018-19, with Furman and Wofford both spending time in the national rankings to give the league multiple ranked teams in the same season for the first time since 1960. Both squads earned their first-ever rankings from the Associated Press that season, with the Terriers riding a 20-game winning streak into the NCAA tournament before picking up a first-round win over Seton Hall, their first in school history in NCAA postseason play. Wofford's Fletcher

Magee would set the NCAA Division I career record for 3-pointers made in that first-round win, finishing his career with 509.

In 2019-20, ETSU would go 30-4 overall en route to SoCon regular-season and tournament titles, becoming just the fourth team in league history to reach the 30-win plateau. The Bucs joined the 1945-46 North Carolina (30-5), 1950-51 NC State (30-7) and 2018-19 Wofford (30-5) squads in the exclusive club.

Women's basketball competition began in the Southern Conference in 1983-84 with seven teams. In the sport's history, eight schools have won the league's tournament at least once, with Chattanooga winning 18 and Appalachian State owning six titles. UNCG won the 1998 tournament as head coach Lynne Agee – who in 2020 became the first UNCG representative in the SoCon Hall of Fame – became the first coach to take a team to the NCAA tournament in all three divisions. In 2001, Chattanooga head coach Wes Moore became the first coach in NCAA history to take three different teams to the NCAA tournament in all three divisions. After Moore's departure to helm NC State following the 2012-13 season, Chattanooga hired coach Jim Foster, who was inducted into the Women's Basketball Hall of Fame in June 2013.

Since 1984, 10 different teams have claimed at least a share of the regular-season crown. Chattanooga has the most overall titles with 22, nine of them shared. Chattanooga also owns the most outright championships with 13. In 2018, Mercer guard Kahliia Lawrence became the only player in SoCon history to win the Player of the Year award three times. Only six others have done it twice: ETSU's DeShawne Blocker (1993 and 1995), Furman's Jackie Smith (1998 and 1999), Chattanooga's Damita Bullock (2000 and 2001), Alex Anderson (2007 and 2008) and Shanara Hollinquest (2009 and 2010) and Davidson's Sophia Aleksandravic (2012 and 2013).

Other sports

In baseball, Wake Forest advanced to the championship game of the NCAA College World Series in 1949. The Citadel made history in 1990 by becoming the first military school to make an appearance at the College World Series. The Bulldogs were joined that season at the College World Series by future conference member Georgia Southern.

One of the Southern Conference's more famous baseball alums is Duke's Dick Groat. The Blue Devil shortstop, who was also a basketball standout, was the conference's Athlete of the Year in 1951 and 1952. He went on to a 14-year career in the major leagues and was named the National League MVP in 1960 after leading the league with a .325 batting average for the World Series champion Pittsburgh Pirates.

Among Southern Conference alums to grace Major League Baseball fields have been Atlee Hammaker (ETSU), Jeff Montgomery (Marshall), Mike Ramsey (Appalachian State) and Wayne Tolleson (Western Carolina). Other SoCon players to go on to play in the major leagues include third baseman Dallas McPherson (The Citadel), who played for the Anaheim/Los Angeles Angels, the Florida Marlins and the Chicago White Sox; pitchers Britt Reames (The Citadel) and Ryan Glynn (VMI), who both pitched with the Oakland A's in 2005; Furman's Tom Mastny, a pitcher with the Cleveland Indians (2007); College of Charleston's Graham Godfrey, who pitched for Oakland in 2011 and 2012; Georgia Southern's Everett Teaford, a pitcher with Kansas City from 2011-13; The Citadel's Chris McGuiness, who made his MLB debut with the Texas Rangers in 2013; and Western Carolina's Jared Burton, who played for Cincinnati and Minnesota in a career that spanned seven years (2007-14). The Catamounts' Tyler White, who made his MLB debut with the Houston Astros in April 2016, earned a World Series ring in 2017.

Several SoCon alumni have played in the majors in the last five seasons, including College of Charleston's Brett Gardner, who earned a World Series ring with

the New York Yankees in 2009, and Michael Kohn (Atlanta Braves); The Citadel's Asher Wojciechowski (Houston Astros); Western Carolina right-handed pitcher Greg Holland, a three-time All-Star who helped the Kansas City Royals to the 2014 AL pennant and their first World Series appearance since 1985, saving Game 3; and Wofford's John Cornely, who debuted with the Atlanta Braves in April 2015. Three SoCon alums made their debuts in 2017: Samford's Phillip Ervin with the Cincinnati Reds, UNCG's Max Povse with the Seattle Mariners and Elon's John Brebbia with the St. Louis Cardinals.

In the summer of 2016, Mercer's Kyle Lewis made league history, becoming the highest-ever SoCon draft pick when he was selected 11th overall by the Seattle Mariners in the MLB First-Year Player Draft. The SoCon's first Golden Spikes Award winner, Lewis was a starter for the All-Star Futures Game in 2018 and made his major league debut on Sept. 10, 2019, with a home run off Trevor Bauer of the Cincinnati Reds.

Eight former SoCon players were on MLB Opening Day rosters in 2020.

Legendary golfer Arnold Palmer competed under the Southern Conference banner as a collegian at Wake Forest. He took medalist honors at the Southern Conference tournament in 1948 and 1949 and was the tournament's runner-up in 1950. Palmer was the medalist at the NCAA Golf Championships in 1949 and 1950. He went on to become one of the most accomplished golfers to play on the professional tour. Palmer won 62 tournaments while competing on the PGA Tour and added 10 more victories as a member of the Senior PGA Tour. A member of the SoCon Hall of Fame, he won eight major championships – four Masters, two British Opens, one U.S. Open and one U.S. Amateur.

Chattanooga's Stephen Jaeger was the 2012 champion at the NCAA Bowling Green Regional and has played in a pair of U.S. Opens, in 2015



Appalachian State's Mary Jayne Harrelson was the NCAA champion in the 1,500 meters in 1999 and 2001. She was inducted into the SoCon Hall of Fame in 2010.

and 2017. Chattanooga's Steven Fox won the U.S. Amateur in 2012, going on to play in the 2013 Masters, U.S. Open and Arnold Palmer Invitational, among other PGA Tour events. ETSU's Adrian Meronk represented Europe in the Palmer Cup in 2015 and 2016, becoming the first Polish player to do so, and helped the European side to the title in 2016. Wofford alum William McGirt won the Memorial Tournament in June 2016 for his first PGA Tour win, while Western Carolina's J.T. Poston, a two-time SoCon medalist and now a PGA TOUR member, made his major debut at the U.S. Open in June 2017 and won his first professional tournament in 2019, claiming the Wyndham Championship.

Furman golfer Dottie Pepper was named the Southern Conference Women's Athlete of the Decade in the 1980s and was honored as part of the league's 25th anniversary of women's championships celebration in 2007-08. The Paladins' Brandi Jackson won the NCAA Women's Golf East Regional in the spring of 2003, and most recently, Furman's Natalie Srinivasan was named the WGCA PING National Player of the Year and won the ANNIKA Award and the inaugural Juli Inkster Senior Award in 2020.

In track and field, Appalachian State's Mary Jayne Harrelson won NCAA outdoor titles in the 1,500-meter run in 1999 and 2001, while UNCG's Paul Chelimo posted runner-up finishes in the outdoor 5,000 meters in 2012 and 2013 and won a silver medal for the United States in the 5,000 meters at the Olympic Games in Rio in the summer of 2016. Samford's Karisa Nelson made history in March 2017, becoming the Bulldogs' first Division I national champion when she won the mile run at the NCAA indoor championships.

Coaches and administrators

The Southern Conference has also been a breeding ground for some of college athletics' most recognized coaches and administrators.

Legendary basketball coaches Adolph Rupp of Kentucky and Everett Case of NC State both worked the sidelines in the Southern Conference. Rupp guided the Wildcats to a 30-5 mark during the 1931 and 1932 seasons. Yet, for all his coaching accomplishments, Rupp never led Kentucky to a



The SoCon's eight FCS national titles, including the 1999 and 2000 championships Georgia Southern won under the leadership of former coach Paul Johnson, are second-most in Division I history.

Southern Conference tournament championship. Case mentored the Wolfpack to six consecutive Southern Conference tournament championships from 1947 through 1952.

West Virginia's Fred Schaus, who was named the Southern Conference Coach of the Year four times from 1954-60 and led the Mountaineers to SoCon tournament titles in all six seasons, would go on to be the first head coach of the Los Angeles Lakers after the team relocated from Minneapolis.

Lefty Driesell coached Davidson to Southern Conference tournament championships in 1966, 1968 and 1969. Driesell also won the league's Coach of the Year award four straight times from 1963 through 1966. Former Georgia Tech coach Bobby Cremins earned league Coach of the Year honors three times in the late '70s and early '80s while at Appalachian State and again in 2010-11 as the head coach at the College of Charleston.

Terry Holland saw his basketball coaching career take off at Davidson when he returned to his alma mater in 1970. Holland was honored as the Southern Conference Coach of the Year for three consecutive seasons from 1970-72 and led the Wildcats to the conference tournament title and an appearance in the NCAA tournament in 1970. J. Dallas Shirley, a member of the Basketball Hall of Fame, spent 21 years as the assistant to the commissioner and supervisor of officials in the Southern Conference. He also served as president of the International Association of Basketball Officials and the United States Olympic Basketball Committee.

The legendary Paul "Bear" Bryant got his coaching start in the Southern Conference as he guided the Maryland Terrapins in 1945. Another famous Southern Conference football coach is the late Frank Howard of Clemson, who guided the Tigers as a league member from 1940-52. The incomparable Howard won 69 Southern Conference games.

The Southern Conference has been represented on the sidelines at seven Super Bowls in the past two and a half decades. Bobby Ross, who piloted the San Diego Chargers to the 1996 Super Bowl, was the head coach at The Citadel from 1973-77. Former Buffalo Bills head coach Marv Levy, who coached the Bills in four Super Bowls, directed former league member William & Mary from 1964-68 and was succeeded there by Lou Holtz. The Carolina Panthers, then owned by Wofford alum Jerry Richardson and with former Wofford athletic director and SoCon commissioner Danny Morrison serving as team president, played in Super Bowl 50.

Significant dates in league history

- Feb. 25-26, 1921: Representatives of Alabama, Auburn, Clemson, Georgia, Georgia Tech, Kentucky, Maryland, Mississippi State, North Carolina, NC State, Tennessee, Virginia, Virginia Tech and Washington & Lee meet in Atlanta, Ga., to form the Southern Intercollegiate Conference.
- Dec. 7-8, 1922: At the league's annual meeting in Washington, D.C., the name of the organization is officially changed to the Southern Conference. S.V. Sanford of Georgia is selected as the conference's first president.
- Dec. 8-10, 1932: At the annual meeting in Knoxville, Tenn., Alabama, Auburn, Florida, Georgia, Georgia Tech, Kentucky, Louisiana State, Mississippi, Mississippi State, University of the South, Tennessee, Tulane and Vanderbilt withdraw to form the Southeastern Conference.
- Dec. 8, 1950: Wallace Wade, who just completed a 16-year term as Duke's head football coach, is named the first commissioner of the Southern Conference. The commissioner's office is opened in Durham, N.C., on Jan. 1, 1951.
- May 8, 1953: Seven members – Clemson, Duke, Maryland, North Carolina, NC State, South Carolina and Wake Forest – withdraw to form the Atlantic Coast Conference.
- Nov. 29, 1980: At the request of the NCAA Basketball Rules Committee, the Southern Conference begins a season-long experiment with a 22-foot 3-point field goal, thus becoming the first conference to employ that rule. Ronnie Carr of Western Carolina makes the first 3-point field goal in college basketball history in a game against Middle Tennessee State.
- Dec. 3-4, 1981: The NCAA, at its fourth special convention in St. Louis, Mo., restructures I-A football. As a result, the Southern Conference's eight Division I-A football playing members are reclassified to Division I-AA.
- June 6, 1983: At a special meeting of the Southern Conference in Myrtle Beach, S.C., the league formalizes women's varsity competition in basketball and volleyball beginning with the 1983-84 season. The executive committee also approves pilot women's championships in tennis and golf for 1983-84.
- Dec. 18-19, 1995: The conference announces that the College of Charleston, University of North Carolina at Greensboro and Wofford College have accepted invitations to join the league.
- July 1, 2003: Elon University officially joins the league. VMI departs to join the Big South.
- July 1, 2008: Samford University officially joins the league.
- July 1, 2014: East Tennessee State University, Mercer University and VMI join the league. Appalachian State, Davidson, Elon and Georgia Southern depart.

THE SOUTHERN CONFERENCE

Preparing student-athletes for life's challenges since 1921

Academics-Oriented

- The SoCon has consistently ranked in the NCAA's top 10 in the Academic Progress Rate (APR), the NCAA's best indicator of graduation rates.
- Nearly 50 percent of all SoCon student-athletes earn all-academic honors (3.0 GPA or better).

Community-Based

- Our student-athletes have a presence in the community and participate in many local charities, youth and educational initiatives.
- The SoCon and the Asheville-Buncombe Regional Sports Commission support a number of programs aimed at providing individuals and groups in the Western North Carolina area with assistance and allowing them to attend designated sessions of the Ingles SoCon Basketball Championships presented by General Shale free of charge. Community initiatives at the basketball tournaments include: Education Days; the Downtown Dribble and KidsFest presented by Champion Credit Union; SoCon Morning/Afternoon Out; the Teddy Bear Toss; Hometown Heroes Night; and the Wounded Warrior Project.

Competitive Athletics

- SoCon teams are highly competitive regionally and nationally.
- In the past nine years, football, volleyball, baseball, men's soccer and men's golf have all earned at-large team selections to NCAA postseason tournaments in addition to the league's automatic berths.
- SoCon teams have won eight FCS football titles, second-most in NCAA history.

Diversity

- This is a conference that takes great pride in the diversity of its institutions.
- The SoCon consists of 10 members in six states, including four private institutions and six state institutions, two of which are military colleges.

Geographic Integrity

- The SoCon believes in the value of a geographic footprint that minimizes missed class time and maximizes fan travel to away contests.
- The league extends across six contiguous states but still has a footprint that permits bus trips from one end of the conference to the other.

History & Tradition

- The SoCon is the fifth-oldest Division I conference in America.
- Great coaches and athletes from different eras have competed in the Southern Conference, from Bear Bryant to Lou Holtz, from Sam Huff to Terrell Owens, from Jerry West to Stephen Curry.

Sportsmanship

- For more than 30 years, the SoCon has presented an annual award to the program that displays the finest level of sportsmanship in the conference as voted upon by its peers.

Student-Athlete Experience

- SoCon championships are conducted in a way to provide a memorable and positive experience for all participants.
- Scheduling decisions and tournament bracket formats determined by administrators and coaches consistently factor in the effect on the individual student-athlete and avoidance of missed class time.



SOCON HALL OF FAME

Southern Conference Hall of Fame Inductees

Class of 2009

Name	School	Sport(s)	Years
Megan Dunigan	Furman	Tennis	1999-02
Dick Groat	Duke	Basketball, Baseball	1949-52
Sam Huff	West Virginia	Football	1952-55
Charlie "Choo Choo" Justice	North Carolina	Football	1946-49
Melissa Morrison Howard	Appalachian State	Track & Field	1989-93
Arnold Palmer	Wake Forest	Golf	1948-50, 53-54
Adrian Peterson	Georgia Southern	Football	1998-01
Frank Selvy	Furman	Basketball	1951-54
Jerry West	West Virginia	Basketball	1956-60
Valorie Whiteside	Appalachian State	Basketball	1984-88

Class of 2010

Everett Case	North Carolina State	Basketball	1946-64
Mary Jayne (Harrelson) Reeves	Appalachian State	Cross Country, Track & Field	1996-2001
Fred Hetzel	Davidson	Basketball	1962-65
"Hot" Rod Hundley	West Virginia	Basketball	1954-57
Banks McFadden	Clemson	Football, Basketball, Track	1937-40
Wallace Wade	Alabama, Duke, SoCon	Football, Administration	1923-60
*J. Dallas Shirley	SoCon	Officiating, Administration	1967-88

Class of 2011

Dexter Coakley	Appalachian State	Football	1993-96
Lefty Driesell	Davidson	Basketball	1960-69
Regina Kirk	Chattanooga	Basketball	1985-88
Robert Neyland	Tennessee	Football	1926-52
Vic Seixas	North Carolina	Tennis	1947-49
Shannon Wommack	Chattanooga	Cross Country, Track & Field	2001-06

Class of 2012

Angie Barker	ETSU	Track & Field	1987-89
Percy Beard	Auburn	Track & Field	1926-29
*Jim Burch	SoCon	Officiating, Administration	1967-2011
Dick Modzelewski	Maryland	Football	1949-52
Paul Scarpa	Furman	Tennis	1967-2011

Class of 2014

Rushia Brown	Furman	Women's Basketball	1990-94
Eddie Cameron	Duke	Men's Basketball, Football	1929-45
Clint Dempsey	Furman	Men's Soccer	2001-03
Jerry Moore	Appalachian State	Football	1989-2012
Charlie Teague	Wake Forest	Baseball	1947-50

Class of 2016

Stephen Curry	Davidson	Men's Basketball	2006-09
Armanti Edwards	Appalachian State	Football	2006-09
Brad Faxon	Furman	Men's Golf	1979-83
Keith "Mister" Jennings	ETSU	Men's Basketball	1987-91
Karen Pelphrey	Marshall	Women's Basketball	1983-86

Class of 2018

Mike Ayers	ETSU/Wofford	Football	1985-2017
Ron Carter	VMI	Men's Basketball	1975-78
Susan Gardner Mayhorn	Western Carolina	Women's Track & Field/Cross Country	1989-93
Chal Port	The Citadel	Baseball	1965-91
*Les Robinson	The Citadel/ETSU	Men's Basketball/Administration	1974-90, 2000-08
Debbie Southern	Furman	Women's Tennis	1985-2015

Class of 2020

Lynne Agee	UNCG	Women's Basketball	1981-2011
Eric Breitenstein	Wofford	Football	2008-12
Terrell Owens	Chattanooga	Football/Men's Basketball/Men's Track & Field	1992-95
Rod Thorn	West Virginia	Men's Basketball/Baseball	1960-63
Wayne Tolleson	Western Carolina	Baseball/Football	1974-78

* - Special contributor

#SoConFB

SOCON HALL OF FAME




The Inaugural Southern Conference Hall of Fame class at the induction ceremony, May 4, 2009: (from left to right) Sam Huff, Megan Dunigan, Valorie Whiteside, Melissa Morrison Howard, Frank Selvy, Barbara Crews (daughter of the late Charlie Justice), Dick Groat, Adrian Peterson and Jerry West. Not pictured: Arnold Palmer.



Wake Forest golf great Arnold Palmer (left) was a member of the inaugural class in 2009.



Davidson's Fred Hetzel (left) received his Hall of Fame plaque from SoCon Commissioner John Iamarino in Hilton Head Island, S.C., on June 1, 2010. Wimbledon and U.S. Open tennis champion Vic Seixas of North Carolina (right) was inducted in 2011.



Furman's Paul Scarpa; East Tennessee State's Angie Barker; SoCon Commissioner John Iamarino, who accepted the honor on behalf of Maryland's Dick Modzelewski; special contributor Jim Burch; and Pat Beard, son of posthumous inductee Percy Beard of Auburn, at the 2012 induction ceremony.



Appalachian State's Jerry Moore (second from left) and Furman's Rushia Brown (far right) were among the five honored in the 2014 class. Duke's Eddie Cameron, whose family accepted the award on his behalf (center), and Wake Forest's Charlie Teague were honored posthumously. Furman's Clint Dempsey was unable to attend the ceremony.



SOUTHERN CONFERENCE STAFF



JIM SCHAUS COMMISSIONER

Jim Schaus began his tenure as the ninth commissioner in Southern Conference history on July 1, 2019.

In his first year in the role, Schaus spearheaded the creation of a new long-term strategic plan for the league and led the effort to partner with JMI Sports to serve as the SoCon's official marketing rights company.

Schaus also negotiated the SoCon's entry into the Southeastern Conference's officiating consortiums for both men's basketball and football, moves that allow the member conferences to collaborate on all officiating matters related to recruitment, education and training, scheduling and evaluation of officials.

Also aimed at enhancing the league's men's basketball success, Schaus implemented a new right-size scheduling model designed to bolster the top teams' national profiles and put them in position for better seeding and potential at-large bids into the NCAA tournament.

In addition, Schaus shepherded the league through its response to the COVID-19 pandemic and ensuing sport season cancelations and cost-cutting measures.

Schaus came to the SoCon after an 11-year run as the director of athletics at Ohio University, where he led the Bobcats to unprecedented levels of success in athletics and academics.

Under Schaus' leadership, Ohio University's football program was bowl eligible in all 11 years, the most in the Mid-American Conference, and participated in 10 bowls in that time, including a 27-0 win over San Diego in the 2018 DXL Frisco Bowl for its second straight bowl win. The Bobcats' men's basketball team earned three NCAA tournament wins in the last decade, making a run to the Sweet Sixteen in 2012.

Ohio University's women's basketball team won three MAC East Division titles in his last five seasons, making an NCAA appearance and a pair of WNIT appearances, and became the first Bobcat basketball team, men or women, to reach 30 wins in a season with a 30-6 mark in 2018-19.

The Bobcats' volleyball team won seven MAC Championships and appeared in five NCAA Regionals during Schaus' tenure, while the baseball and softball teams earned two MAC titles apiece.

In the classroom, Ohio University boasted an impressive graduation rate of 88 percent, and the athletic department's federal graduation rate regularly exceeded that of the general student population. Bobcat student-athletes posted a cumulative grade point average of at least 3.1 in all 11 years of Schaus' tenure, while Ohio University posted a department-record APR score of 990 for 2017. Twelve



of the department's 16 sports turned in perfect single-year APR scores of 1,000.

When Schaus came to Ohio University, he inherited a department with a \$2.3 million budget shortfall, but he delivered a balanced budget in each of his 11 years. The Bobcats set department revenue records in ticket sales, fundraising, corporate sponsorship licensing and concession sales under his leadership.

Prior to his tenure at Ohio University, Schaus served as the athletic director at Wichita State from 1999-2008, where he was named the Division I Central Region AstroTurf AD of the Year in 2007.

With more than 30 years of experience in athletics administration, Schaus has also had stops at Oregon, Cincinnati, Texas-El Paso and Northern Illinois. He also has experience in the NFL, having worked as an intern for the New England Patriots and as the director of marketing for the Washington Redskins, and served as a publicity assistant for the LPGA Tour.


Schaus has a familial connection to the Southern Conference, as his father, former Los Angeles Lakers coach Fred Schaus, was the men's basketball coach at West Virginia from 1954-60, earning SoCon Coach of the Year honors four times in that six-year span and still ranking in the top 20 in career wins by a league coach.

Jim Schaus earned his bachelor's degree from Purdue in 1983 and a master's in athletics administration from West Virginia University, where he has been honored as a distinguished alumnus.

Schaus and his wife, Priscilla, have three grown children: Kevin, Diane and Laura.

#SoConFB

SOUTHERN CONFERENCE COMMISSIONERS



Wallace Wade
1951-60



Lloyd Jordan
1960-73



Ken Germann
1974-86



Dave Hart Sr.
1986-91



Wright Waters
1991-98



Alfred White
1998-2001



Danny Morrison
2001-05



John Iammarino
2006-19

Schaus At-A-Glance

HOMETOWN:

West Lafayette, Ind.

EDUCATION:

B.A., Purdue, 1983

M.S., West Virginia, 1987

EXPERIENCE:

Publicity Assistant, LPGA, 1983

Director of Marketing, Washington Redskins, 1983-86

Radio-TV Marketing Assistant, West Virginia, 1986-87

Assistant AD, University of Oregon, 1987-91

Host Creative Communications, 1991-92

Associate AD, Northern Illinois University, 1992-94

Senior Associate AD, University of Cincinnati, 1994-97

Senior Associate AD, University of Texas at El Paso, 1998-99

Director of Athletics, Wichita State University, 1999-08

Director of Athletics, Ohio University, 2008-19

Commissioner, Southern Conference, 2019-present

SOUTHERN CONFERENCE STAFF



Geoff Cabe
Senior Associate
Commissioner



Sue Arakas
Associate
Commissioner



Doug King
Associate Commissioner
for Compliance



Jason Yaman
Associate
Commissioner



Stanley Broaden
Assistant Commissioner
for Championships



Phil Perry
Assistant Commissioner
for Media Relations



Paul Lollis
Assistant Commissioner
for Video Productions



Hannah Bradley
Assistant Director
of Media Relations



Neili Akridge
Executive Assistant
to the Commissioner



Nicholas Hunt
Championships
Assistant



Jasmine Washington
Media Relations
Assistant

SOUTHERN CONFERENCE STAFF DIRECTORY

702 N. Pine St.; Spartanburg, SC 29303
Administrative FAX 864-591-4282

Office phone 864-591-5100
Media relations FAX 864-591-3448

Position	Name	Email	Extension
Commissioner	Jim Schaus	jschaus@socon.org	
Senior Associate Commissioner	Geoff Cabe	gcabe@socon.org	205
Associate Commissioner	Sue Arakas	sarakas@socon.org	204
Associate Commissioner for Compliance	Doug King	dking@socon.org	203
Associate Commissioner	Jason Yaman	jyaman@socon.org	209
Assistant Commissioner for Championships	Stanley Broaden	sbroaden@socon.org	207
Assistant Commissioner for Media Relations	Phil Perry	pperry@socon.org	201
Assistant Commissioner for Video Productions	Paul Lollis	plollis@socon.org	202
Assistant Director of Media Relations	Hannah Bradley	hbradley@socon.org	213
Executive Assistant to the Commissioner	Neili Akridge	nakridge@socon.org	200
Championships Assistant	Nicholas Hunt	nhunt@socon.org	214
Media Relations Assistant	Jasmine Washington	jwashington@socon.org	210



Southern Conference
702 N. Pine St.
Spartanburg, SC 29303
www.SoConSports.com

Press releases

The Southern Conference utilizes email and the league's website (www.SoConSports.com) to distribute information, press releases, notes and statistics. If you wish to be added to the distribution list, please contact a member of the media relations staff.

ESPN

In the fall of 2020, the Southern Conference reached a new six-year agreement with ESPN and ESPN+ through the 2025-26 academic year that features even more conference games across ESPN networks, as well as an increased presence across ESPN Digital platforms. As part of the new pact, there is an increase in SoCon men's basketball regular-season home telecasts that will air on an ESPN network each year, as well as an expanded men's basketball tournament broadcast schedule that will include both the semifinals and championship game over the six years. All other live digital events produced by the SoCon – including football and men's basketball – will stream on either ESPN+ or ESPN3. In all, an estimated 4,200 SoCon events will be available on ESPN Digital platforms throughout the six-year agreement.

SoCon Players of the Week

Each week, a panel will select an Offensive, Defensive and Special Teams Player of the Week throughout the season. The honorees will be announced each Monday afternoon and will be available on the conference's website (www.SoConSports.com) and by email.

Postseason awards

Following the conclusion of the regular season, two all-conference teams are selected. Voting will be conducted by the league's coaches and the Southern Conference Sports Media Association (SCSMA). Each group selects a first-team and a second-team as well as an Offensive Player of the Year, Defensive Player of the Year, Freshman of the Year and Coach of the Year. The conference coaches also select a recipient of the Jacobs Blocking Trophy, awarded

Southern Conference Media Relations Staff



Phil Perry
Asst. Commissioner
for Media Relations
Office: 864-591-5100
Cell: 864-525-5174
Fax: 864-591-3448
pperry@socon.org

Responsibilities:

Administration, Academic Awards, Website, Football, Men's Basketball, Men's and Women's Indoor and Outdoor Track and Field, Men's Golf and Men's Lacrosse



Hannah Bradley
Assistant Director
of Media Relations
Office: 864-591-5100
Cell: 803-221-8887
Fax: 864-591-3448
hbradley@socon.org

Responsibilities:

Women's Soccer, Volleyball, Women's Basketball, Men's and Women's Tennis, Softball



Jasmine Washington
Media Relations
Assistant
Office: 864-591-5100
Cell: 571-449-1677
Fax: 864-591-3448
jwashington@socon.org

Responsibilities:

Men's Soccer, Men's and Women's Cross Country, Rifle, Wrestling, Baseball, Women's Golf and Women's Lacrosse



to the top lineman in the conference, as well as an all-freshman team.

Southern Conference on the Web

Visit the Southern Conference's official website at www.SoConSports.com. Information related to football and the conference's other 21 sports can be found on the site, including up-to-date statistics, standings, weekly releases and game recaps.

Southern Conference Sports Media Association (SCSMA)

The Southern Conference Sports Media Association (SCSMA) is an independent organization of conference sportswriters, sportscasters and media rela-

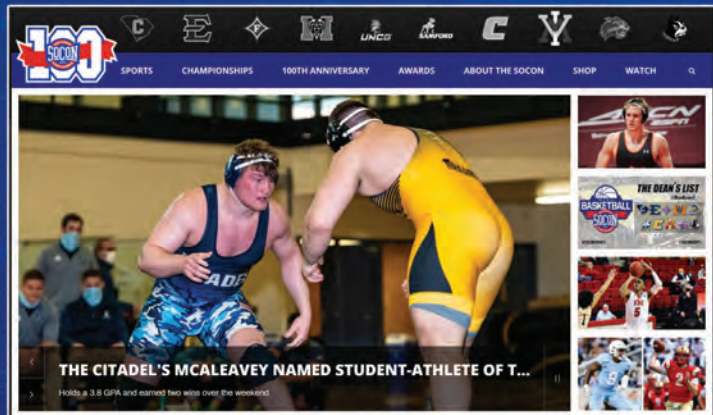
tions staff who further the institutions that comprise the Southern Conference. The organization annually selects and recognizes all-conference football, men's and women's basketball and baseball teams as well as coach of the year, player of the year and freshman of the year awards for those sports. The organization also works toward the best interests of its members to increase knowledge and prestige of the league.

SoCon Football Media Relations Directory

School	Website	Media Relations	Email	Office Phone	Press Box Phone
The Citadel	CitadelSports.com	John Brush	jbrush@citadel.edu	843-953-6795	843-953-9957
ETSU	ETSUBucs.com	David Fox	foxdh1@mail.etsu.edu	423-439-5263	423-767-3607
Furman	FurmanPaladins.com	Hunter Reid	hunter.reid@furman.edu	864-294-2061	864-294-3066
Mercer	MercerBears.com	Travis Rae	rae_tj@mercer.edu	478-301-5219	478-943-4355
Samford	SamfordSports.com	Joey Mullins	jmmulli1@samford.edu	205-726-2799	205-726-2143
Chattanooga	GoMocs.com	Jay Blackman	jay-blackman@utc.edu	423-425-5292	423-757-9322
VMI	VMIKeydets.com	Wade Branner	brannerwh@vmi.edu	540-464-7515	540-464-7834
Western Carolina	CatamountSports.com	Daniel Hooker	dhooker@email.wcu.edu	828-227-2339	828-227-2116
Wofford	WoffordTerriers.com	Brent Williamson	williamsondb@wofford.edu	864-597-4093	864-597-4487
SoCon	SoConSports.com	Phil Perry	pperry@socon.org	864-591-5100	

SOCONSPORTS.COM

YOUR SOURCE FOR NEWS, NOTES, SCORES, RECAPS, STANDINGS, LIVE BROADCASTS, HIGHLIGHTS, SPECIAL FEATURES AND MORE! SOCONSPORTS.COM, THE OFFICIAL WEBSITE OF THE SOUTHERN CONFERENCE.



- 
TWITTER
 @SOCONSPORTS
- 
FACEBOOK
 /SOUTHERNCONFERENCE
- 
INSTAGRAM
 @SOUTHERNCONFERENCE

SOCON ON SOCIAL MEDIA

STAY CONNECTED ALL SEASON LONG USING #SOCONF.



The SoCon is celebrating its 100th anniversary in 2021. The fifth-oldest NCAA Division I college athletic association, the SoCon contested the first-ever collegiate conference basketball tournament in 1921, tackled freshman eligibility in 1922, became the first conference to adopt the 3-point field goal in basketball in 1980 and developed women's championships in 1984.



CITADEL LINEBACKER WILLIE EUBANKS III

THE CITADEL BULLDOGS

Basic information

Location:Charleston, S.C.
 Founded:1842
 Enrollment:3,767
 Nickname:Bulldogs
 Colors:Citadel Blue and White
 President:Gen. Glenn M. Walters
 Dir. of athletics:Mike Capaccio
 Stadium:Johnson Hagood Stadium
 Capacity:11,332

Media relations

Football contact:John Brush
 Email:jbrush@citadel.edu
 Office:843-953-6795
 Cell:270-293-0590
 Press box phone:843-953-9957
 Website:CitadelSports.com

Team information

2019 record:6-6
 SoCon record:4-4 (t-4th)
 Home:3-3
 Away:3-3
 Lettermen returning/lost:37/12
 Off. starters returning/lost:10/3
 Def. starters returning/lost:9/4
 Specialists returning/lost:1/3
 Basic offense:Triple option
 Basic defense:Multiple



*John Brush
Football SID*

SoCon titles (4)

1961, 1992, 2015, 2016

FCS Playoff appearances (5)

1988, 1990, 1992, 2015, 2016

2020-21 SCHEDULE

Sept. 12 (7 p.m.)
at South Florida
(ESPN)



March 13 (TBA)
at Western Carolina*
(ESPN+)



Sept. 19 (4 p.m.)
at Clemson
(ACC Network)



March 20 (TBA)
ETSU*
(ESPN+)



Sept. 26 (1 p.m.)
Eastern Kentucky
(ESPN3)



March 27 (TBA)
Samford*
(ESPN+)



Oct. 10 (1:30 p.m.)
at Army West Point
(CBS Sports Network)



April 3 (TBA)
at Wofford*
(ESPN+)



Feb. 27 (TBA)
at Mercer*
(ESPN+)



April 10 (TBA)
Furman*
(ESPN+)



March 6 (TBA)
Chattanooga*
(ESPN+)



April 17 (TBA)
at VMI*
(ESPN+)



* Southern Conference game



**CITADEL WIDE RECEIVER
RALEIGH WEBB**



THE CITADEL

THE CITADEL VS. 2020-21 OPPONENTS



CITADEL DEFENSIVE BACK CHRIS BEVERLY

The Citadel 42, VMI 31, 2 ties
At CIT: CIT leads 25-11
At VMI: VMI leads 16-12-2
At neutral sites: CIT leads 5-4
Brent Thompson vs. VMI: 3-1
Scott Wachenheim vs. CIT: 1-4
Last CIT win: 34-32 in 2018
Last VMI win: 34-21 in 2019
Longest CIT streak: 12 (2003-18)
Longest VMI streak: 7, 1950-57
Last 10 meetings: CIT leads 9-1
Current streak: VMI has won one
Largest CIT win: 50-0 in 1992
Largest VMI win: 42-0 in 1954

Year	Winner	Score	Site
1920	VMI	35-0	Lynchburg, Va.
1929	VMI	13-7	Lexington, Va.
1930	CIT	7-6	Charleston, S.C.
1931	Tie	13-13	Lexington, Va.
1932	CIT	12-6	Charleston, S.C.
1937	VMI	27-0	Lexington, Va.
1946	VMI	26-7	Lexington, Va.
1947	CIT	7-6	Charleston, S.C.
1948	VMI	34-6	Lexington, Va.
1949	CIT	19-14	Charleston, S.C.
1950	VMI	13-7	Lexington, Va.
1951	VMI	13-7	Charleston, S.C.
1952	VMI	20-19	Lexington, Va.
1953	VMI	14-0	Charleston, S.C.
1954	VMI	42-0	Lexington, Va.
1955	VMI	14-0	Charleston, S.C.
1957	VMI	33-7	Lexington, Va.
1958	CIT	14-6	Charleston, S.C.
1959	VMI	32-8	Lexington, Va.
1960	VMI	20-6	Charleston, S.C.
1961	CIT	14-8	Lexington, Va.
1962	VMI	16-7	Charleston, S.C.
1963	VMI	33-8	Lexington, Va.
1964	CIT	17-0	Charleston, S.C.
1965	VMI	21-7	Lexington, Va.
1966	CIT	30-14	Charleston, S.C.
1967	VMI	22-11	Lexington, Va.
1968	CIT	13-8	Charleston, S.C.
1969	CIT	28-2	Lexington, Va.
1970	CIT	56-9	Charleston, S.C.
1971	CIT	25-24	Lexington, Va.
1972	CIT	42-3	Charleston, S.C.
1973	VMI	23-6	Lexington, Va.

1974	VMI	20-9	Charleston, S.C.
1975	CIT	6-3	Lexington, Va.
1976	VMI	30-14	Charleston, S.C.
1977	VMI	19-3	Lexington, Va.
1978	CIT	14-3	Charleston, S.C.
1979	CIT	37-6	Lexington, Va.
1980	CIT	28-0	Charleston, S.C.
1981	VMI	14-0	Norfolk, Va.
1982	CIT	21-7	Charleston, S.C.
1983	CIT	27-6	Norfolk, Va.
1984	CIT	27-24	Charleston, S.C.
1985	Tie	14-14	Lexington, Va.
1986	VMI	47-30	Charleston, S.C.
1987	VMI	7-3	Charleston, S.C.
1988	CIT	31-20	Norfolk, Va.
1989	VMI	20-10	Norfolk, Va.
1990	CIT	23-3	Charleston, S.C.
1991	CIT	17-14	Norfolk, Va.
1992	CIT	50-0	Charleston, S.C.
1993	CIT	34-33	Charleston, S.C.
1994	CIT	58-14	Norfolk, Va.
1995	VMI	34-7	Charleston, S.C.
1996	VMI	34-27 (OT)	Lexington, Va.
1997	CIT	28-6	Charleston, S.C.
1998	CIT	36-10	Lexington, Va.
1999	CIT	7-6	Charleston, S.C.
2000	VMI	41-21	Lexington, Va.
2001	CIT	49-7	Charleston, S.C.
2002	VMI	23-21	Charlotte, N.C.
2003	CIT	27-23	Charlotte, N.C.
2005	CIT	22-14	Lexington, Va.
2006	CIT	48-21	Charleston, S.C.
2007	CIT	70-28	Lexington, Va.
2011	CIT	41-14	Charleston, S.C.
2012	CIT	27-24	Lexington, Va.
2013	CIT	31-10	Charleston, S.C.
2014	CIT	45-25	Lexington, Va.
2015	CIT	35-14	Charleston, S.C.
2016	CIT	30-20	Lexington, Va.
2017	CIT	21-3	Charleston, S.C.
2018	CIT	34-32	Lexington, Va.
2019	VMI	34-21	Charleston, S.C.

The Citadel 7, Samford 6
At CIT: CIT leads 5-2
At SAM: SAM leads 4-2
Brent Thompson vs. SAM: 2-2
Chris Hatcher vs. CIT: 5-3 (3-0 GSU, 2-3 SAM)

Last CIT win: 42-27 in 2018
Last SAM win: 61-55 (4OT) in 2019
Longest CIT streak: 2 (2009-10)
Longest SAM streak: 2 (2011-12; 2015-16)
Last 10 meetings: Series tied 5-5
Current streak: SAM has won one
Largest CIT win: 35-16 in 1989; 44-25 in 2015
Largest SAM win: 38-7 in 2012

Year	Winner	Score	Site
1989	CIT	35-16	Charleston, S.C.
2008	SAM	28-10	Birmingham, Ala.
2009	CIT	28-16	Charleston, S.C.
2010	CIT	13-12	Birmingham, Ala.
2011	SAM	19-14	Charleston, S.C.
2012	SAM	38-7	Birmingham, Ala.
2013	CIT	28-26	Charleston, S.C.
2014	SAM	20-17	Charleston, S.C.
2015	CIT	44-25	Birmingham, Ala.
2016	CIT	37-34 (OT)	Charleston, S.C.
2017	SAM	35-14	Birmingham, Ala.
2018	CIT	42-27	Charleston, S.C.
2019	SAM	61-55 (4OT)	Birmingham, Ala.

The Citadel 26, Western Carolina 17, 1 tie

At CIT: CIT leads 14-7
At WCU: CIT leads 12-10
At neutral sites: Series tied 0-0-1
Brent Thompson vs. WCU: 3-1
Mark Speir vs. CIT: 2-6
Last CIT win: 35-17 in 2019
Last WCU win: 31-19 in 2017
Longest CIT streak: 5 (2004-08)
Longest WCU streak: 3, three times
Last 10 meetings: CIT leads 7-3
Current streak: CIT has won two
Largest CIT win: 38-13 in 1991
Largest WCU win: 44-17 in 1983

Year	Winner	Score	Site
1972	WCU	10-0	Charleston, S.C.
1977	CIT	20-0	Charleston, S.C.
1978	WCU	38-24	Cullowhee, N.C.
1979	CIT	21-19	Charleston, S.C.
1980	CIT	28-21	Cullowhee, N.C.
1981	CIT	12-3	Charleston, S.C.
1982	CIT	24-20	Cullowhee, N.C.
1983	WCU	44-17	Charleston, S.C.
1984	CIT	34-33	Cullowhee, N.C.
1985	CIT	10-3	Charleston, S.C.
1986	WCU	27-12	Cullowhee, N.C.
1987	CIT	38-24	Charleston, S.C.
1988	CIT	27-21	Cullowhee, N.C.
1989	Tie	22-22	Columbia, S.C.
1990	CIT	28-10	Cullowhee, N.C.
1991	CIT	38-13	Charleston, S.C.
1992	CIT	36-31	Cullowhee, N.C.
1993	WCU	38-18	Cullowhee, N.C.
1994	WCU	42-38	Charleston, S.C.
1995	WCU	31-14	Cullowhee, N.C.
1996	CIT	28-14	Charleston, S.C.
1997	WCU	45-25	Cullowhee, N.C.
1998	WCU	14-8	Charleston, S.C.
1999	WCU	24-17	Cullowhee, N.C.
2000	CIT	17-10	Charleston, S.C.
2001	WCU	28-25	Cullowhee, N.C.
2002	WCU	37-34	Charleston, S.C.
2003	WCU	28-21	Cullowhee, N.C.
2004	CIT	17-0	Charleston, S.C.
2005	CIT	17-7	Cullowhee, N.C.
2006	CIT	30-27 (OT)	Charleston, S.C.
2007	CIT	37-31	Cullowhee, N.C.
2008	CIT	34-14	Charleston, S.C.
2009	WCU	14-10	Cullowhee, N.C.
2010	WCU	24-13	Charleston, S.C.
2011	CIT	35-7	Cullowhee, N.C.
2012	CIT	45-31	Charleston, S.C.
2013	CIT	28-21	Cullowhee, N.C.
2014	WCU	29-15	Cullowhee, N.C.
2015	CIT	28-10	Charleston, S.C.
2016	CIT	37-14	Cullowhee, N.C.
2017	WCU	31-19	Charleston, S.C.
2018	CIT	38-24	Cullowhee, N.C.
2019	CIT	35-17	Charleston, S.C.

#SoConFB



THE CITADEL YEAR-BY-YEAR

Year	Overall	SoCon	Place	Coach
1905	2 3 1			Sidney Smith
1906	3 0 0			Ralph Foster
1907	1 5 1			Ralph Foster
1908	4 1 1			Ralph Foster
1909	4 3 2			Sam Costen
1910	3 4 0			Sam Costen
1911	5 2 2			L.S. LeTellier
1912	3 4 0			L.S. LeTellier
1913	3 4 2			George Rogers
1914	2 5 0			George Rogers
1915	5 3 0			George Rogers
1916	6 1 1			Harry O'Brien
1917	3 3 0			Harry O'Brien
1918	0 2 1			Harry O'Brien
1919	4 4 1			George Rogers
1920	2 6 0			Harry O'Brien
1921	3 3 2			Harry O'Brien
1922	3 5 0			Carl Prause
1923	5 3 1			Carl Prause
1924	6 4 0			Carl Prause
1925	6 4 0			Carl Prause
1926	7 3 0			Carl Prause
1927	3 6 1			Carl Prause
1928	6 3 1			Carl Prause
1929	5 4 1			Carl Prause
1930	4 5 2			Johnny Floyd
1931	5 4 1			Johnny Floyd
1932	4 5 0			Tatum Gressette
1933	3 5 1			Tatum Gressette
1934	3 5 1			Tatum Gressette
1935	4 3 1			Tatum Gressette
1936	4 6 0	0 4 0	t-14th	Tatum Gressette
1937	7 4 0	2 3 0	t-8th	Tatum Gressette
1938	6 5 0	2 3 0	11th	Tatum Gressette
1939	3 8 0	0 4 0	15th	Tatum Gressette
1940	4 5 0	0 4 0	15th	John Rowland
1941	4 3 1	0 2 1	14th	John Rowland
1942	5 2 0	2 2 0	8th	John Rowland
1943-45	No team			
1946	3 5 0	1 5 0	15th	Quinn Decker
1947	3 5 0	1 4 0	t-13th	Quinn Decker
1948	2 7 0	0 5 0	16th	Quinn Decker
1949	4 5 0	2 2 0	t-7th	Quinn Decker
1950	4 6 0	2 3 0	11th	Quinn Decker
1951	4 6 0	1 3 0	14th	Quinn Decker
1952	3 5 1	1 3 1	13th	Quinn Decker
1953	2 7 0	1 3 0	9th	J.D. McMillan
1954	2 8 0	0 4 0	9th	J.D. McMillan
1955	5 4 0	2 2 0	6th	John Sauer
1956	3 5 1	1 3 0	8th	John Sauer
1957	5 4 1	4 2 0	3rd	Eddie Teague
1958	4 6 0	2 3 0	t-6th	Eddie Teague
1959	8 2 0	5 1 0	2nd	Eddie Teague
1960	8 2 1	4 2 0	t-2nd	Eddie Teague
1961	7 3 0	5 1 0	1st	Eddie Teague
1962	3 7 0	1 4 0	7th	Eddie Teague
1963	4 6 0	2 4 0	7th	Eddie Teague
1964	4 6 0	4 3 0	t-4th	Eddie Teague
1965	2 8 0	2 6 0	8th	Eddie Teague
1966	4 6 0	3 5 0	6th	Red Parker
1967	5 5 0	2 4 0	7th	Red Parker
1968	5 5 0	4 2 0	2nd	Red Parker
1969	7 3 0	4 2 0	3rd	Red Parker
1970	5 6 0	4 2 0	2nd	Red Parker
1971	8 3 0	4 2 0	3rd	Red Parker
1972	5 6 0	4 3 0	4th	Red Parker
1973	3 8 0	1 6 0	t-7th	Bobby Ross
1974	4 7 0	3 4 0	5th	Bobby Ross
1975	6 5 0	4 3 0	4th	Bobby Ross
1976	6 5 0	1 4 0	6th	Bobby Ross
1977	5 6 0	3 2 0	3rd	Bobby Ross
1978	5 6 0	2 3 0	5th	Art Baker
1979	6 5 0	4 2 0	3rd	Art Baker

Year	Overall	SoCon	Place	Coach
1980	7 4 0	3 2 0	4th	Art Baker
1981	7 3 1	3 2 1	t-4th	Art Baker
1982	5 6 0	3 4 0	t-4th	Art Baker
1983	3 8 0	1 6 0	t-7th	Tom Moore
1984	7 4 0	4 2 0	3rd	Tom Moore
1985	5 5 1	2 4 1	t-5th	Tom Moore
1986	3 8 0	0 6 0	t-8th	Tom Moore
1987	4 7 0	1 5 0	8th	Charlie Taaffe
1988	8 4 0	5 2 0	3rd	Charlie Taaffe
1989	5 5 1	1 5 1	8th	Charlie Taaffe
1990	7 5 0	4 3 0	t-4th	Charlie Taaffe
1991	7 4 0	5 2 0	t-2nd	Charlie Taaffe
1992	11 2 0	6 1 0	1st	Charlie Taaffe
1993	5 6 0	4 4 0	t-4th	Charlie Taaffe
1994	6 5 0	4 4 0	t-5th	Charlie Taaffe
1995	2 9 0	0 8 0	9th	Charlie Taaffe
1996	4 7 0	3 5 0	5th	Don Powers
1997	6 5 0	4 4 0	t-5th	Don Powers
1998	5 6 0	4 4 0	t-4th	Don Powers
1999	2 9 0	1 7 0	8th	Don Powers
2000	2 9 0	1 7 0	8th	Don Powers
2001	3 7 0	2 6 0	7th	Ellis Johnson
2002	3 9 0	1 7 0	9th	Ellis Johnson
2003	6 6 0	4 4 0	t-4th	Ellis Johnson
2004	3 7 0	2 5 0	t-5th	John Zernhelt
2005	4 7 0	2 5 0	7th	Kevin Higgins
2006	5 6 0	4 3 0	4th	Kevin Higgins
2007	7 4 0	4 3 0	t-3rd	Kevin Higgins
2008	4 8 0	2 6 0	7th	Kevin Higgins
2009	4 7 0	2 6 0	t-7th	Kevin Higgins
2010	3 8 0	1 7 0	t-8th	Kevin Higgins
2011	4 7 0	2 6 0	8th	Kevin Higgins
2012	7 4 0	5 3 0	t-4th	Kevin Higgins
2013	5 7 0	4 4 0	t-4th	Kevin Higgins
2014	5 7 0	3 4 0	5th	Mike Houston
2015	9 4 0	6 1 0	t-1st	Mike Houston
2016	10 2 0	8 0 0	1st	Brent Thompson
2017	5 6 0	3 5 0	t-6th	Brent Thompson
2018	5 6 0	4 4 0	t-5th	Brent Thompson
2019	6 6 0	4 4 0	t-4th	Brent Thompson
Total	513-567-32	212-299-5		

ALL-TIME CITADEL COACHES

Coach	Seasons	Years	W	L	T	Pct.
Sidney Smith	1905	1	2	3	1	.417
Ralph Foster	1906-08	3	8	6	2	.563
Sam Costen	1909-10	2	7	7	2	.500
L.S. LeTellier	1911-12	2	8	6	2	.563
George Rogers	1913-15, 1919	4	14	16	3	.470
Harry O'Brien	1916-18, 1920-21	5	14	15	4	.485
Carl Prause	1922-29	8	41	32	4	.558
Johnny Floyd	1930-31	2	9	9	3	.500
Tatum Gressette	1932-39	8	34	41	3	.455
John Rowland	1940-42	3	13	10	1	.563
Quinn Decker	1946-52	7	23	39	1	.373
J.D. McMillan	1953-54	2	4	15	0	.211
John Sauer	1955-56	2	8	9	1	.472
Eddie Teague	1957-65	9	45	44	2	.505
Red Parker	1966-72	7	39	34	0	.534
Bobby Ross	1973-77	5	24	31	0	.436
Art Baker	1978-82	5	30	24	1	.555
Tom Moore	1983-86	4	18	25	1	.420
Charlie Taaffe	1987-95	9	55	47	1	.539
Don Powers	1996-00	5	19	36	0	.345
Ellis Johnson	2001-03	3	12	22	0	.353
John Zernhelt	2004	1	3	7	0	.300
Kevin Higgins	2005-13	9	43	58	0	.426
Mike Houston	2014-15	2	14	11	0	.560
Brent Thompson	2016-present	4	26	20	0	.565



JOHNSON HAGOOD STADIUM (11,332)

RANDY SANDERS HEAD COACH

Alma mater (year):.....Tennessee (1989)
Hometown:.....Morristown, Tenn.
Career record (years):..... 11-13 (2)
School record (years):..... Same
SoCon record (years):..... 7-9 (2)
FCS Playoff appearances:..... 1



SANDERS' YEAR-BY-YEAR RECORD

Year	School	SoCon	Overall
2018	ETSU	6-2 (t-1st)	8-4
2019	ETSU	1-7 (9th)	3-9
Career (2)		7-9 (.438)	11-13 (.458)

2020-21 COACHING STAFF

Mike Rader.....Offensive coordinator/wide receivers
 Billy Taylor.....Defensive coordinator/linebackers
 Steve Brown.....Defensive backs
 Gary Downs.....Running backs/recruiting coordinator
 Dylan Lewellyn.....Outside linebackers
 Matt McCutchan.....Offensive line
 Price Partrick.....Quarterbacks/director of football operations
 Bryan Stork.....Tight ends
 Collins Ukwu.....Defensive line
 Paul Humphries.....Defensive ends

2020-21 ROSTER

No.	Name	Pos.	Ht.	Wt.	Cl.	Hometown/Previous school	No.	Name	Pos.	Ht.	Wt.	Cl.	Hometown/Previous school
0	Olajuwon Pintelton	DL	6-7	238	R-Sr.	Cincinnati, Ohio/Mount Healthy	45	Daniel Davila	LB	6-2	225	Fr.	Lebanon, Tenn./Lebanon
1	Quay Holmes	RB	6-1	216	R-Jr.	Powder Springs, Ga./McEachern	46	Carson Flake	LS	6-1	185	R-Fr.	Springfield, Tenn./Western Kentucky
1	Rodarius Timmons	DB	5-8	165	R-Jr.	Gainesville, Ga./Gainesville	47	Chandler Mullins	LS	6-0	205	R-So.	Elizabethton, Tenn./Elizabethton
2	Tyler Riddell	QB	5-11	174	R-Fr.	Tampa, Fla./Chamberlain	47	Colby Smith	LB	6-1	235	Fr.	Rock Hill, S.C./Erskine
3	Tyree Robinson	DB	5-11	184	Sr.	Gainesville, Ga./Gainesville	48	Cade Maupin	LB	6-2	215	Fr.	Elizabethton, Tenn./Elizabethton
4	Karon Delince	DB	5-9	170	Sr.	Phenix City, Ala./Central	49	Trace Kelley	P	6-1	202	Fr.	Gallatin, Tenn./Gallatin
4	Griffin Broome	WR	6-1	175	Fr.	Charleston, Tenn./Walker Valley	50	Max Howell	OL	6-3	310	R-Fr.	Huntington, W. Va./Huntington
5	Sheldon Arnold Jr.	DB	6-1	177	Fr.	Loganville, Ga./Loganville	51	Stephen Flores	OL	6-5	295	Fr.	Manassas, Va./Colgan
6	Bryson Irby	RB	6-0	195	Fr.	Douglasville, Ga./Alexander	52	Tre'mond Shorts	OL	6-4	326	R-Jr.	Hampton, Ga./Lovejoy
7	Quinn Smith	DB	5-9	173	R-So.	Cincinnati, Ohio/Winton Woods	54	Colton Lakes	LB	6-5	236	R-Sr.	Loveland, Ohio/Loveland
8	Jacob Saylor	RB	5-11	190	Jr.	Jasper, Tenn./Marion County	55	Deven Brantley	DL	6-2	215	R-Fr.	Riverdale, Ga./Charles Drew
9	Will Huzzie	WR	6-3	181	R-So.	Duluth, Ga./Duluth	56	Deshandrick James	LB	5-10	216	Fr.	Columbia, Tenn./Columbia Central
10	Dashaun McKinney	WR	6-1	211	R-Fr.	Knoxville, Tenn./Fulton	58	Timmy Dorsey	DL	6-0	290	Jr.	Oakland, Calif./Laney College
11	Cade Weldon	QB	6-3	220	R-Jr.	Tampa, Fla./Miami	61	Gavin Campbell	OL	6-2	270	Fr.	Knoxville, Tenn./Bearden
12	Brock Landis	QB	6-4	205	Jr.	Hoschton, Ga./Blinn College	62	Joe Schreiber	OL	6-3	295	Jr.	Chanhasen, Minn./Iowa Western CC
13	Macho Arza	WR	6-2	185	Fr.	Miami, Fla./Booker T. Washington	64	Braxton Shipp	OL	6-4	285	Fr.	Concord, N.C./Northwest Cabarrus
15	Jalen Porter	LB	6-2	238	R-So.	Gallatin, Tenn./Gallatin	65	Trey Richburg	OL	6-3	270	Fr.	Mathews, N.C./Butler
15	Zailas Alexander	WR	6-2	190	R-Fr.	Johnson City, Tenn./Choctawhatchee	67	Eli Mitchell	OL	6-0	302	Fr.	Alcoa, Tenn./Alcoa
16	Cade Larkins	QB	6-2	205	Fr.	Jonesborough, Tenn./David Crockett	68	Jackson Riley	OL	6-0	285	Fr.	Murfreesboro, Tenn./Oakland
17	Trey Foster	RB	5-11	205	Fr.	Knoxville, Tenn./Austin-East	71	Tavon Matthews	OL	6-1	309	So.	Woodbridge, Va./Woodbridge
18	Tylik Edwards	DB	6-1	170	Fr.	Rock Hill, S.C./Rock Hill	72	Joshua Kimmons	OL	6-3	280	Fr.	Kennesaw, Ga./North Cobb
18	Marqui Manns	WR	6-1		R-Fr.	Roanoke, Va./Northside	73	Will Flowers	OL	6-2	320	Fr.	LaGrange, Ga./LaGrange
19	Julian Lane-Price	WR	6-2	180	R-So.	Mosheim, Tenn./West Greene	74	Camam Cody	DL	6-2	260	R-So.	Dandridge, Tenn./Jefferson County
20	Giovanni Dyer	WR	5-9	151	R-Fr.	Johns Creek, Ga./Johns Creek	75	Cason Setzekorn	OL	6-6	270	R-So.	Gainesville, Ga./Fork Union Military Academy
20	Elijah Walton	DB	5-10	160	R-Fr.	Murfreesboro, Tenn./Siegel	76	Blake Austin	OL	6-4	290	R-Fr.	Johnson City, Tenn./Science Hill
21	Dwayne Ruff	DB	5-11	185	So.	Savannah, Ga./Calvary Day School	77	Fred Norman Jr.	OL	6-6	295	R-Fr.	Rossville, Ga./Ridgeland
22	Charlie Cole	RB	6-2	225	Fr.	Gray, Tenn./Daniel Boone	78	Garrett Jennings	OL	6-7	305	R-Fr.	Elizabethton, Tenn./Eastern Kentucky
23	Mike Price	DB	5-10	190	R-So.	Stockbridge, Ga./App State	79	Nolan Wishon	OL	6-6	250	Fr.	Bristol, Tenn./Tennessee
24	Isaiah Wilson	WR	6-0	205	So.	Norcross, Ga./Norcross	80	Desi Lester Jr.	WR	6-1	160	R-So.	Vienna, Ga./Dooly County
25	Di'Andre Davis	LB	6-2	230	R-Fr.	Charlotte, N.C./Hough	81	Tim Stayskal	TE	6-4	211	R-Fr.	Nolensville, Tenn./Nolensville
26	Desmond Dailey Jr.	DB	5-9	160	Fr.	Ocala, Fla./Vanguard	82	Tyler Keltner	K	5-11	160	So.	Tallahassee, Fla./Chiles
27	Erek Campbell	DB	5-11	184	R-Fr.	Memphis, Tenn./Lausanne Collegiate School	83	Garrett Taylor	P	5-10	155	So.	Murfreesboro, Tenn./Oakland
28	Alijah Huzzie	DB	5-11	180	R-Fr.	Franklin, Ga./Heard County	84	Jaylen Frierson	RB	6-0	225	R-Fr.	Franklin, Tenn./Battle Ground Academy
29	DJ Twitty	RB	6-0	210	R-So.	Inman, S.C./Chapman	86	Nate Brackett	P	6-4	205	Fr.	Rockwood, Tenn./Rockwood
29	Jaeden McAllister	DB	5-8	175	R-Fr.	Cookeville, Tenn./Cookeville	87	Zeb Petty	TE	6-2	205	R-Fr.	Kodak, Tenn./Northview Academy
30	Donovan Manuel	LB	6-1	200	R-So.	Ellenwood, Ga./Stockbridge	88	Riley Bryant	WR	5-9	165	R-Fr.	Powell, Tenn./Powell
30	Jackson McCurry	P	5-7	166	Fr.	Asheville, N.C./A.C. Reynolds	89	Rodney Wright	DL	6-2	238	R-Fr.	Athens, Ga./Clarke Central
31	Jared Folks	LB	6-1	230	Gr.	Harrisburg, Pa./Temple	90	Javion Heard	DE	6-2	262	R-So.	Monroe, Ga./Monroe Area
32	Zayquan Gillespie	DB	6-0	180	R-So.	Gatlinburg, Tenn./Gatlinburg-Pittman	91	Jaylon Jones	LB	6-4	260	Fr.	Valdosta, Ga./Lowndes
33	Ja'Various Harrison	LB	5-11	225	Sr.	Quincy, Fla./Buffalo	92	Juwan Ross	DL	6-2	265	Sr.	Daytona Beach, Fla./Old Dominion
35	Chandler Martin	LB	6-0	215	Fr.	Lithonia, Ga./Arabia Mountain	93	Max Evans	DL	6-3	275	R-Fr.	Middletown, Ohio/Madison
36	Zach West	DB	6-0	180	R-Fr.	Boone, N.C./Watauga	94	Desean Wade	LB	5-9	220	Fr.	Nashville, Tenn./Pearl-Cohn
37	Dawson Pierson	TE	6-2	260	R-So.	Kingsport, Tenn./Dobyns Bennett	95	Colton Webb	DE	6-4	255	Fr.	Powell, Tenn./Powell
38	Chris Hope	DB	6-0	180	Fr.	Madison, Ala./James Clemens	97	Jaiden Miles	DL	6-0	315	Fr.	Johnson City, Tenn./Science Hill
39	George Odimegwu	DB	6-1	190	Fr.	Spring Hill, Tenn./Summit	98	Octavious "TJ" Bouie	DL	6-3	285	Fr.	Pahokee, Fla./Pahokee
40	Noah West	TE	6-3	230	R-Fr.	Louisa, Ky./Lawrence County	99	Blake Bockrath	LB	6-6	232	R-Sr.	Loveland, Ohio/Kings
41	Kody Lewis	RB	5-9	180	Fr.	Erwin, Tenn./Unicoi County							
42	Stephen Scott	LB	5-11	232	So.	Greensboro, N.C./Page							
43	Austin Lewis	DE	6-6	270	Sr.	Jonesborough, Tenn./Liberty							
44	Nate Adkins	TE	6-3	226	Jr.	Knoxville, Tenn./Bearden							



ETSU RUNNING BACK QUAY HOLMES

ETSU BUCS

Basic information

Location: Johnson City, Tenn.
 Founded: 1911
 Enrollment: 14,400
 Nickname: Buccaneers (Bucs)
 Colors: Navy Blue and Old Gold
 President: Dr. Brian Noland
 Director of athletics: Scott Carter
 Stadium: William B. Greene, Jr. Stadium
 Capacity: 7,694

Media relations

Football contact: David Fox
 Email: foxdh1@etsu.edu
 Office: 423-439-5263
 Cell: 423-767-3607
 Press box phone: 423-767-3607
 Website: ETSUBucs.com

Team information

2019 record: 3-9
 SoCon record: 1-7 (9th)
 Home: 3-3
 Away: 0-6
 Lettermen returning/lost: 23/23
 Off. starters returning/lost: 6/5
 Def. starters returning/lost: 5/6
 Specialists returning/lost: 3/3
 Basic offense Spread
 Basic defense 3-4



David Fox
Football SID

SoCon titles (1)

2018

FCS Playoff appearances (2)

1996, 2018

2020-21 SCHEDULE

Feb. 20 (TBA)
Samford*
 (ESPN+)



April 10 (TBA)
at Mercer*
 (ESPN+)



March 6 (TBA)
at Wofford*
 (ESPN+)



April 17 (TBA)
Chattanooga*
 (ESPN+)



March 13 (TBA)
Furman*
 (ESPN+)



March 20 (TBA)
at The Citadel*
 (ESPN+)



March 27 (TBA)
Western Carolina*
 (ESPN+)



April 3 (TBA)
at VMI*
 (ESPN+)



* Southern Conference game



**ETSU DEFENSIVE BACK
 TYREE ROBINSON**

ETSU VS. 2020-21 OPPONENTS

Samford 6, ETSU 1

At ETSU: SAM leads 3-1

At SAM: SAM leads 3-0

Randy Sanders vs. SAM: 0-2

Chris Hatcher vs. ETSU: 3-1

Last ETSU win: 15-14 in 2016

Last SAM win: 24-17 in 2019

Longest ETSU streak: 1 (2016)

Longest SAM streak: 3 (1989-91; 2017-19)

Last 10 meetings: SAM leads 6-1

Current streak: SAM has won three

Largest ETSU win: 15-14 in 2016

Largest SAM win: 42-7 in 2017

Year	Winner	Score	Site
1989	SAM	38-23	Birmingham, Ala.
1990	SAM	17-13	Johnson City, Tenn.
1991	SAM	31-6	Johnson City, Tenn.
2016	ETSU	15-14	Johnson City, Tenn.
2017	SAM	42-7	Birmingham, Ala.
2018	SAM	38-27	Johnson City, Tenn.
2019	SAM	24-17	Birmingham, Ala.

ETSU 16, The Citadel 12

At CIT: Series tied 7-7

At ETSU: ETSU leads 9-5

Brent Thompson vs. ETSU: 3-1

Randy Sanders vs. CIT: 1-1

Last CIT win: 31-27 in 2019

Last ETSU win: 26-23 in 2018

Longest CIT streak: 3 (1990-92)

Longest ETSU streak: 4 (1981-84; 1993-96)

Last 10 meetings: Series tied 5-5

Current streak: CIT has won one

Largest CIT win: 45-10 in 2016

Largest ETSU win: 45-0 in 1983

Year	Winner	Score	Site
1966	CIT	3-0	Charleston, S.C.
1981	ETSU	17-13	Johnson City, Tenn.
1982	ETSU	3-0	Charleston, S.C.
1983	ETSU	45-0	Johnson City, Tenn.
1984	ETSU	16-6	Charleston, S.C.
1985	CIT	28-21	Johnson City, Tenn.
1986	ETSU	35-9	Charleston, S.C.
1987	ETSU	24-21	Johnson City, Tenn.
1988	CIT	48-21	Charleston, S.C.
1989	ETSU	35-33	Johnson City, Tenn.
1990	CIT	35-15	Charleston, S.C.
1991	CIT	17-7	Johnson City, Tenn.
1992	CIT	28-7	Charleston, S.C.
1993	ETSU	20-17	Johnson City, Tenn.
1994	ETSU	56-34	Charleston, S.C.
1995	ETSU	21-13	Johnson City, Tenn.
1996	ETSU	41-20	Charleston, S.C.
1997	CIT	23-20 (OT)	Johnson City, Tenn.
1998	CIT	31-20	Charleston, S.C.
1999	ETSU	28-10	Johnson City, Tenn.
2000	ETSU	20-7	Charleston, S.C.
2001	ETSU	23-21	Johnson City, Tenn.
2002	CIT	26-7	Charleston, S.C.
2003	ETSU	16-13	Johnson City, Tenn.

2016	CIT	45-10	Charleston, S.C.
2017	CIT	31-25	Johnson City, Tenn.
2018	ETSU	26-23	Charleston, S.C.
2019	CIT	31-27	Johnson City, Tenn.

Western Carolina 25, ETSU 23, 1 tie

At ETSU: WCU leads 12-11-1

At WCU: WCU leads 13-11

At neutral sites: ETSU leads 1-0

Randy Sanders vs. WCU: 1-1

Mark Speir vs. ETSU: 2-2

Last ETSU win: 45-43 (3OT) in 2018

Last WCU win: 23-20 (OT) in 2019

Longest ETSU streak: 6 (1932-37)

Longest WCU streak: 7 (1982-88)

Last 10 meetings: WCU leads 6-4

Current streak: WCU has won one

Largest ETSU win: 49-10 in 1996

Largest WCU win: 49-10 in 2017

Year	Winner	Score	Site
1932	ETSU	26-0	Cullowhee, N.C.
1933	ETSU	26-0	Johnson City, Tenn.
1934	ETSU	6-2	Cullowhee, N.C.
1935	ETSU	13-0	Johnson City, Tenn.
1936	ETSU	2-0	Johnson City, Tenn.
1937	ETSU	12-0	Johnson City, Tenn.
1948	WCU	32-12	Cullowhee, N.C.
1949	WCU	14-0	Johnson City, Tenn.
1950	WCU	13-6	Cullowhee, N.C.
1951	WCU	7-6	Johnson City, Tenn.
1952	ETSU	13-7	Cullowhee, N.C.
1953	ETSU	33-7	Johnson City, Tenn.
1954	ETSU	21-14	Cullowhee, N.C.
1955	Tie	7-7	Johnson City, Tenn.
1956	ETSU	7-6	Cullowhee, N.C.
1957	ETSU	7-6	Johnson City, Tenn.
1975	ETSU	29-8	Cullowhee, N.C.
1976	WCU	14-0	Johnson City, Tenn.
1977	WCU	35-0	Cullowhee, N.C.
1978	WCU	21-14	Johnson City, Tenn.
1979	WCU	13-9	Cullowhee, N.C.
1980	WCU	20-17	Johnson City, Tenn.
1981	ETSU	34-23	Cullowhee, N.C.
1982	WCU	27-25	Johnson City, Tenn.
1983	WCU	17-16	Cullowhee, N.C.
1984	WCU	31-17	Johnson City, Tenn.
1985	WCU	13-3	Cullowhee, N.C.
1986	WCU	43-16	Cullowhee, N.C.
1987	WCU	37-20	Johnson City, Tenn.
1988	WCU	33-23	Cullowhee, N.C.
1989	ETSU	30-11	Johnson City, Tenn.
1990	WCU	21-17	Cullowhee, N.C.
1991	WCU	29-15	Johnson City, Tenn.
1992	ETSU	41-12	Cullowhee, N.C.
1993	WCU	25-24	Johnson City, Tenn.
1994	ETSU	34-31	Cullowhee, N.C.
1995	ETSU	36-10	Johnson City, Tenn.
1996	ETSU	49-10	Cullowhee, N.C.
1997	ETSU	28-18	Johnson City, Tenn.
1998	WCU	31-24 (OT)	Cullowhee, N.C.
1999	ETSU	38-10	Johnson City, Tenn.
2000	WCU	39-27	Cullowhee, N.C.
2001	WCU	20-6	Johnson City, Tenn.
2002	ETSU	27-7	Cullowhee, N.C.
2003	WCU	28-21	Johnson City, Tenn.
2016	ETSU	34-31	Bristol, Tenn.
2017	WCU	49-10	Cullowhee, N.C.
2018	ETSU	45-43 (3OT)	Johnson City, Tenn.
2019	WCU	23-20 (OT)	Cullowhee, N.C.



ETSU TIGHT END NATE ADKINS

ETSU VS. 2020-21 OPPONENTS

ETSU 15, VMI 10

At ETSU: ETSU leads 9-3

At VMI: VMI leads 7-6

Randy Sanders vs. VMI: 1-1

Scott Wachenheim vs. ETSU: 2-2

Last ETSU win: 27-24 in 2018

Last VMI win: 31-24 (OT) in 2019

Longest ETSU streak: 7 (1996-02)

Longest VMI streak: 4 (1979-85)

Last 10 meetings: ETSU leads 8-2

Current streak: VMI has won one

Largest ETSU win: 38-0 in 1996

Largest VMI win: 37-7 in 2016

Year	Winner	Score	Site
1979	VMI	24-14	Lexington, Va.
1982	VMI	21-3	Johnson City, Tenn.
1983	VMI	24-12	Lexington, Va.
1985	VMI	23-19	Lexington, Va.
1986	ETSU	31-20	Johnson City, Tenn.
1987	VMI	20-13	Lexington, Va.
1988	ETSU	26-10	Johnson City, Tenn.
1989	ETSU	17-16	Lexington, Va.
1990	VMI	21-20	Johnson City, Tenn.
1991	VMI	35-20	Lexington, Va.
1992	ETSU	18-16	Johnson City, Tenn.
1993	ETSU	10-7	Lexington, Va.
1994	ETSU	31-21	Johnson City, Tenn.
1995	VMI	37-23	Lexington, Va.
1996	ETSU	38-0	Johnson City, Tenn.
1997	ETSU	17-7	Lexington, Va.
1998	ETSU	44-8	Johnson City, Tenn.
1999	ETSU	26-17	Lexington, Va.
2000	ETSU	38-3	Johnson City, Tenn.
2001	ETSU	34-23	Lexington, Va.
2002	ETSU	35-21	Johnson City, Tenn.
2016	VMI	37-7	Lexington, Va.
2017	ETSU	24-6	Johnson City, Tenn.
2018	ETSU	27-24	Lexington, Va.
2019	VMI	31-24 (OT)	Johnson City, Tenn.

Chattanooga 23, ETSU 19, 1 tie

At ETSU: ETSU leads 11-8-1

At UTC: UTC leads 15-8

Randy Sanders vs. UTC: 1-1

Rusty Wright vs. ETSU: 1-0

Last ETSU win: 17-14 in 2018

Last UTC win: 16-13 in 2019

Longest ETSU streak: 5 (1992-96)

Longest UTC streak: 4 (1980-83)

Last 10 meetings: Series tied 5-5

Current streak: UTC has won one

Largest ETSU win: 68-7 in 2003

Largest UTC win: 37-7 in 2016

Year	Winner	Score	Site
1961	UTC	27-6	Chattanooga, Tenn.
1962	UTC	14-13	Chattanooga, Tenn.
1963	ETSU	27-22	Chattanooga, Tenn.
1964	UTC	7-0	Chattanooga, Tenn.
1965	Tie	7-7	Johnson City, Tenn.
1967	UTC	15-14	Johnson City, Tenn.
1968	UTC	16-6	Chattanooga, Tenn.
1969	ETSU	17-13	Chattanooga, Tenn.
1970	ETSU	21-17	Johnson City, Tenn.
1971	UTC	28-14	Chattanooga, Tenn.
1972	ETSU	35-0	Johnson City, Tenn.
1973	UTC	26-21	Chattanooga, Tenn.
1975	UTC	21-13	Johnson City, Tenn.
1976	UTC	23-14	Chattanooga, Tenn.
1979	ETSU	35-0	Johnson City, Tenn.



ETSU RUNNING BACK JACOB SAYLORS

1980	UTC	26-14	Chattanooga, Tenn.
1981	UTC	17-0	Johnson City, Tenn.
1982	UTC	27-6	Chattanooga, Tenn.
1983	UTC	13-10	Johnson City, Tenn.
1984	ETSU	12-0	Chattanooga, Tenn.
1985	UTC	12-0	Johnson City, Tenn.
1986	ETSU	18-17	Chattanooga, Tenn.
1987	ETSU	34-14	Johnson City, Tenn.
1988	UTC	33-10	Chattanooga, Tenn.
1989	ETSU	24-23	Johnson City, Tenn.
1990	UTC	22-3	Chattanooga, Tenn.
1991	UTC	43-26	Johnson City, Tenn.
1992	ETSU	27-24	Chattanooga, Tenn.
1993	ETSU	21-0	Johnson City, Tenn.
1994	ETSU	30-13	Chattanooga, Tenn.
1995	ETSU	38-9	Johnson City, Tenn.
1996	ETSU	28-24	Chattanooga, Tenn.
1997	UTC	17-14	Johnson City, Tenn.
1998	UTC	10-7	Chattanooga, Tenn.
1999	ETSU	28-14	Johnson City, Tenn.
2000	ETSU	24-22	Chattanooga, Tenn.
2001	ETSU	32-10	Johnson City, Tenn.
2002	UTC	27-10	Chattanooga, Tenn.
2003	ETSU	68-7	Johnson City, Tenn.
2016	UTC	37-7	Johnson City, Tenn.
2017	UTC	10-3	Chattanooga, Tenn.
2018	ETSU	17-14	Johnson City, Tenn.
2019	UTC	16-13	Chattanooga, Tenn.

ETSU 3, Mercer 2

At ETSU: ETSU leads 2-0

At MER: MER leads 2-1

Randy Sanders vs. MER: 2-0

Drew Cronic vs. ETSU: 0-0

Last ETSU win: 38-33 in 2019

Last MER win: 21-13 in 2016

Longest ETSU streak: 3 (2017-19)

Longest MER streak: 2 (2015-16)

Last 10 meetings: ETSU leads 3-2

Current streak: ETSU has won three

Largest ETSU win: 38-33 in 2019

Largest MER win: 52-0 in 2015

Year	Winner	Score	Site
2015	MER	52-0	Macon, Ga.
2016	MER	21-13	Macon, Ga.
2017	ETSU	26-23 (OT)	Johnson City, Tenn.
2018	ETSU	21-18	Macon, Ga.
2019	ETSU	38-33	Johnson City, Tenn.

Wofford 15, ETSU 13

At ETSU: WOF leads 8-7

At WOF: WOF leads 7-6

Randy Sanders vs. WOF: 0-2

Josh Conklin vs. ETSU: 2-0

Last ETSU win: 45-24 in 1998

Last WOF win: 35-17 in 2019

Longest ETSU streak: 5 (1962-66)

Longest WOF streak: 9 (1999-19)

ETSU VS. 2020-21 OPPONENTS



ETSU WIDE RECEIVER WILL HUIZZIE

Last 10 meetings: WOF leads 9-1
Current streak: WOF has won nine
Largest ETSU win: 52-3 in 1986
Largest WOF win: 31-0 in 2016

Year	Winner	Score	Site
1957	WOF	18-13	Johnson City, Tenn.
1958	ETSU	24-20	Spartanburg, S.C.
1959	ETSU	18-8	Johnson City, Tenn.
1960	WOF	21-13	Spartanburg, S.C.
1961	WOF	33-26	Spartanburg, S.C.
1962	ETSU	29-4	Johnson City, Tenn.
1963	ETSU	32-20	Spartanburg, S.C.
1964	ETSU	14-0	Johnson City, Tenn.
1965	ETSU	20-6	Spartanburg, S.C.
1966	ETSU	42-6	Johnson City, Tenn.
1980	WOF	16-9	Johnson City, Tenn.
1981	ETSU	34-8	Spartanburg, S.C.
1982	WOF	34-20	Johnson City, Tenn.
1986	ETSU	52-3	Johnson City, Tenn.
1987	ETSU	10-6	Spartanburg, S.C.
1988	ETSU	21-7	Johnson City, Tenn.
1990	WOF	64-46	Johnson City, Tenn.
1997	ETSU	31-28	Spartanburg, S.C.
1998	ETSU	45-24	Johnson City, Tenn.
1999	WOF	38-14	Spartanburg, S.C.
2000	WOF	35-31	Johnson City, Tenn.
2001	WOF	24-3	Spartanburg, S.C.
2002	WOF	39-10	Johnson City, Tenn.
2003	WOF	28-14	Spartanburg, S.C.

2016	WOF	31-0	Spartanburg, S.C.
2017	WOF	31-24	Johnson City, Tenn.
2018	WOF	30-17	Spartanburg, S.C.
2019	WOF	35-17	Johnson City, Tenn.

Furman 26, ETSU 8
At ETSU: FUR leads 10-6
At FUR: FUR leads 16-2
Randy Sanders vs. FUR: 1-1
Clay Hendrix vs. ETSU: 2-1
Last ETSU win: 29-27 in 2018
Last FUR win: 17-10 in 2019
Longest ETSU streak: 3 (1996-98)
Longest FUR streak: 9 (1987-95)
Last 10 meetings: FUR leads 7-3
Current streak: FUR has won one
Largest ETSU win: 58-28 in 1997
Largest FUR win: 52-7 in 2016

Year	Winner	Score	Site
1957	FUR	13-7	Greenville, S.C.
1973	FUR	40-21	Greenville, S.C.
1974	ETSU	24-13	Johnson City, Tenn.
1977	FUR	42-12	Greenville, S.C.
1978	FUR	35-14	Johnson City, Tenn.
1979	ETSU	28-24	Greenville, S.C.
1980	FUR	33-21	Johnson City, Tenn.
1981	FUR	21-0	Greenville, S.C.
1982	FUR	20-15	Johnson City, Tenn.
1983	FUR	28-7	Greenville, S.C.

1984	FUR	28-16	Johnson City, Tenn.
1985	FUR	35-31	Greenville, S.C.
1986	ETSU	25-13	Johnson City, Tenn.
1987	FUR	24-13	Greenville, S.C.
1988	FUR	31-14	Johnson City, Tenn.
1989	FUR	44-20	Greenville, S.C.
1990	FUR	29-13	Johnson City, Tenn.
1991	FUR	52-23	Greenville, S.C.
1992	FUR	45-14	Johnson City, Tenn.
1993	FUR	45-21	Greenville, S.C.
1994	FUR	33-21	Johnson City, Tenn.
1995	FUR	21-15	Greenville, S.C.
1996	ETSU	21-19	Johnson City, Tenn.
1997	ETSU	58-28	Greenville, S.C.
1998	ETSU	22-19 (2OT)	Johnson City, Tenn.
1999	FUR	48-21	Greenville, S.C.
2000	ETSU	23-21	Johnson City, Tenn.
2001	FUR	31-6	Greenville, S.C.
2002	FUR	25-0	Johnson City, Tenn.
2003	FUR	30-10	Greenville, S.C.
2016	FUR	52-7	Johnson City, Tenn.
2017	FUR	56-35	Greenville, S.C.
2018	ETSU	29-27	Johnson City, Tenn.
2019	FUR	17-10	Greenville, S.C.



ETSU YEAR-BY-YEAR

Year	Overall	SoCon	Place	Coach
1920	3 2 0			W.R. Windes
1921	4 3 0			W.R. Windes
1922	5 4 0			J.K. Luck
1923	3 6 0			J.K. Luck
1924	3 4 1			J.K. Luck
1925	3 4 0			John Robinson
1926	2 4 1			John Robinson
1927	2 5 0			John Robinson
1928	4 3 0			John Robinson
1929	2 5 1			John Robinson
1930	0 7 0			J.S. Batey
1931	1 3 2			J.S. Batey
1932	3 3 1			Gene McMurray
1933	6 1 2			Gene McMurray
1934	3 3 2			Gene McMurray
1935	5 1 0			Gene McMurray
1936	6 2 0			Gene McMurray
1937	4 5 0			Gene McMurray
1938	6 2 0			Gene McMurray
1939	5 3 0			Gene McMurray
1940	4 4 0			Gene McMurray
1941	2 5 0			Gene McMurray
1942-45	No team			
1946	7 1 0			Gene McMurray
1947	5 4 0			L.T. Roberts
1948	6 2 1			L.T. Roberts
1949	5 4 0			L.T. Roberts
1950	3 5 1			L.T. Roberts
1951	4 5 0			L.T. Roberts
1952	6 1 2			Star Wood
1953	5 4 0			Star Wood
1954	5 4 1			Hal Littleford
1955	6 3 1			Star Wood
1956	4 5 0			Star Wood
1957	5 6 0			Star Wood
1958	5 4 0			Star Wood
1959	6 3 0			Star Wood
1960	3 4 2			Star Wood
1961	3 7 0			Star Wood
1962	7 3 0			Star Wood
1963	7 2 0			Star Wood
1964	5 5 0			Star Wood
1965	2 6 1			Star Wood
1966	3 6 0			John R. Bell
1967	3 6 1			John R. Bell
1968	5 5 0			John R. Bell
1969	10 0 1			John R. Bell
1970	7 1 2			John R. Bell
1971	0 9 1			John R. Bell
1972	3 7 0			John R. Bell
1973	4 7 0			Roy Frazier
1974	4 6 1			Roy Frazier
1975	2 8 1			Roy Frazier
1976	3 7 0			Roy Frazier
1977	3 8 0			Roy Frazier
1978	4 7 0			Jack Carlisle
1979	7 4 0	2 3 0	6th	Jack Carlisle
1980	2 9 0	1 4 0	7th	Jack Carlisle
1981	6 5 0	4 2 0	3rd	Jack Carlisle
1982	2 9 0	2 5 0	7th	Jack Carlisle
1983	3 8 0	1 6 0	t-7th	Buddy Sasser
1984	6 5 0	2 4 0	t-5th	Buddy Sasser
1985	0 10 1	0 7 0	9th	Mike Ayers
1986	6 5 0	4 3 0	4th	Mike Ayers
1987	5 6 0	2 5 0	7th	Mike Ayers
1988	3 8 0	1 6 0	t-7th	Don Riley
1989	4 7 0	4 3 0	t-3rd	Don Riley
1990	2 9 0	1 6 0	8th	Don Riley
1991	1 10 0	0 7 0	8th	Don Riley
1992	5 6 0	2 5 0	6th	Mike Cavan
1993	5 6 0	3 5 0	7th	Mike Cavan
1994	6 5 0	4 4 0	t-5th	Mike Cavan
1995	4 7 0	4 4 0	5th	Mike Cavan

Year	Overall	SoCon	Place	Coach
1996	10 3 0	7 1 0	2nd	Mike Cavan
1997	7 4 0	5 3 0	t-3rd	Paul Hamilton
1998	4 7 0	3 5 0	t-6th	Paul Hamilton
1999	6 5 0	4 4 0	5th	Paul Hamilton
2000	6 5 0	4 4 0	5th	Paul Hamilton
2001	6 5 0	4 4 0	5th	Paul Hamilton
2002	4 8 0	2 6 0	t-7th	Paul Hamilton
2003	5 7 0	2 6 0	8th	Paul Hamilton
2004-14	No team			
2015	2 9 0			Carl Torbush
2016	5 6 0	2 6 0	7th	Carl Torbush
2017	4 7 0	2 6 0	8th	Carl Torbush
2018	8 4 0	6 2 0	t-1st	Randy Sanders
2019	3 9 0	1 7 0	9th	Randy Sanders
Total	363-432-27	79-133-0		

ALL-TIME ETSU COACHES

Coach	Seasons	Years	W	L	T	Pct.
W.R. Windes	1920-21	2	7	5	0	.583
J.K. Luck	1922-24	3	11	14	1	.442
John Robinson	1925-29	5	13	21	2	.389
J.S. Batey	1930-31	2	1	10	2	.154
Gene McMurray	1932-41, 1946	11	51	29	5	.629
L.T. Roberts	1947-51	5	23	20	2	.533
Star Wood	1952-53, 1955-65	13	64	53	6	.545
Hal Littleford	1954	1	5	4	1	.550
John Robert Bell	1966-72	7	31	34	5	.479
Roy Frazier	1973-77	5	16	36	2	.315
Jack Carlisle	1978-82	5	21	34	0	.382
Buddy Sasser	1983-84	2	9	13	0	.409
Mike Ayers	1985-87	3	11	21	1	.348
Don Riley	1988-91	4	10	34	0	.227
Mike Cavan	1992-96	5	30	27	0	.526
Paul Hamilton	1997-03	7	38	41	0	.481
Carl Torbush	2015-17	3	11	22	0	.333
Randy Sanders	2018-present	2	11	13	0	.458



WILLIAM B. GREENE, JR. STADIUM (7,694)



FURMAN LINEBACKER ADRIAN HOPE

FURMAN PALADINS

Basic information

Location: Greenville, S.C.
 Founded: 1826
 Enrollment: 2,600
 Nickname: Paladins
 Colors: Purple and White
 President: Dr. Elizabeth Davis
 Director of athletics: Jason Donnelly
 Stadium: Paladin Stadium
 Capacity: 14,518

Media relations

Football contact: Hunter Reid
 Email: hunter.reid@furman.edu
 Office: 864-294-2061
 Cell: 864-567-1663
 Press box phone: 864-294-3066
 Website: FurmanPaladins.com

Team information

2019 record: 8-5
 SoCon record: 6-2 (2nd)
 Home: 5-1
 Away: 3-4
 Lettermen returning/lost: 42/18
 Off. starters returning/lost: 7/4
 Def. starters returning/lost: 6/5
 Specialists returning/lost: 0/2
 Basic offense: Multiple
 Basic defense: 3-4



*Hunter Reid
Football SID*

SoCon titles (14)

1978, 1980, 1981, 1982, 1983, 1985, 1988, 1989, 1990, 1999, 2001, 2004, 2013, 2018

FCS Playoff appearances (18)

1982, 1983, 1985, 1986, 1988, 1989, 1990, 1996, 1999, 2000, 2001, 2002, 2004, 2005, 2006, 2013, 2017, 2019

2020-21 SCHEDULE

Feb. 20 (TBA)
Western Carolina*
 (ESPN+)



April 10 (TBA)
at The Citadel*
 (ESPN+)



Feb. 27 (TBA)
at VMI*
 (ESPN+)



April 17 (TBA)
Wofford*
 (ESPN+)



March 6 (TBA)
Samford*
 (ESPN+)



March 13 (TBA)
at ETSU*
 (ESPN+)



March 20 (TBA)
Chattanooga*
 (ESPN+)



April 3 (TBA)
at Mercer*
 (ESPN+)



* Southern Conference game



**FURMAN RUNNING BACK
DEVIN WYNN**



FURMAN VS. 2020-21 OPPONENTS



FURMAN DEFENSIVE BACK TRAVIS BLACKSHEAR

1978	UTC	13-9	Greenville, S.C.
1979	UTC	45-14	Greenville, S.C.
1980	FUR	42-28	Chattanooga, Tenn.
1981	UTC	31-28	Greenville, S.C.
1982	UTC	16-13	Chattanooga, Tenn.
1983	FUR	28-14	Greenville, S.C.
1984	UTC	14-7	Chattanooga, Tenn.
1985	FUR	28-0	Greenville, S.C.
1986	FUR	21-10	Chattanooga, Tenn.
1987	UTC	16-14	Greenville, S.C.
1988	FUR	10-7	Chattanooga, Tenn.
1989	FUR	27-17	Greenville, S.C.
1990	FUR	38-21	Chattanooga, Tenn.
1991	FUR	24-21	Greenville, S.C.
1992	FUR	35-7	Chattanooga, Tenn.
1993	UTC	45-42	Chattanooga, Tenn.
1994	UTC	34-20	Greenville, S.C.
1995	FUR	23-21	Chattanooga, Tenn.
1996	FUR	42-21	Greenville, S.C.
1997	FUR	43-21	Chattanooga, Tenn.
1998	FUR	31-28	Greenville, S.C.
1999	FUR	40-35	Chattanooga, Tenn.
2000	FUR	45-44 (OT)	Greenville, S.C.
2001	FUR	42-10	Chattanooga, Tenn.
2002	FUR	35-7	Greenville, S.C.
2003	FUR	63-21	Chattanooga, Tenn.
2004	FUR	51-31	Greenville, S.C.
2005	FUR	56-35	Chattanooga, Tenn.
2006	FUR	28-22 (OT)	Greenville, S.C.
2007	FUR	28-22	Chattanooga, Tenn.
2008	FUR	35-10	Greenville, S.C.
2009	FUR	38-20	Chattanooga, Tenn.
2010	UTC	36-28	Greenville, S.C.
2011	FUR	14-7	Chattanooga, Tenn.
2012	UTC	31-10	Greenville, S.C.
2013	UTC	31-9	Chattanooga, Tenn.

2014	UTC	45-19	Greenville, S.C.
2015	UTC	31-3	Chattanooga, Tenn.
2016	UTC	21-14	Greenville, S.C.
2017	FUR	41-17	Chattanooga, Tenn.
2018	FUR	16-10	Greenville, S.C.
2019	FUR	35-20	Chattanooga, Tenn.

Furman 10, Mercer 6, 2 ties

At FUR: FUR leads 4-2-2

At MER: FUR leads 6-4

Clay Hendrix vs. MER: 3-0

Drew Cronic vs. FUR: 0-0

Last FUR win: 45-10 in 2019

Last MER win: 27-24 in 2016

Longest FUR streak: 4 (1934-14)

Longest MER streak: 3 (1923-25)

Last 10 meetings: FUR leads 7-2-1

Current streak: FUR has won three

Largest FUR win: 37-0 in 1921

Largest MER win: 39-0 in 1914

Year	Winner	Score	Site
1914	MER	39-0	Macon, Ga.
1921	FUR	37-0	Greenville, S.C.
1923	MER	6-3	Macon, Ga.
1924	MER	23-0	Greenville, S.C.
1925	MER	17-0	Macon, Ga.
1926	Tie	13-13	Greenville, S.C.
1927	FUR	27-13	Macon, Ga.
1932	FUR	2-0	Macon, Ga.
1933	Tie	6-6	Greenville, S.C.
1934	FUR	9-3	Macon, Ga.
1935	FUR	32-0	Greenville, S.C.
1936	FUR	20-9	Macon, Ga.
2014	FUR	25-20	Macon, Ga.
2015	MER	27-20 (OT)	Greenville, S.C.
2016	MER	27-24	Macon, Ga.

2017	FUR	28-21	Greenville, S.C.
2018	FUR	35-30	Macon, Ga.
2019	FUR	45-10	Greenville, S.C.

Furman 60, The Citadel 36, 3 ties

At CIT: FUR leads 24-21-2

At FUR: FUR leads 33-15

At neutral sites: FUR leads 3-0-1

Brent Thompson vs. FUR: 2-2

Clay Hendrix vs. CIT: 2-1

Last CIT win: 27-10 in 2019

Last FUR win: 28-17 in 2018

Longest CIT streak: 7 (1971-77)

Longest FUR streak: 9 (1982-90)

Last 10 meetings: Series tied 5-5

Current streak: CIT has won one

Largest CIT win: 75-0 in 1913

Largest FUR win: 58-13 in 1987

Year	Winner	Score	Site
1913	CIT	75-0	Charleston, S.C.
1919	FUR	21-6	Greenville, S.C.
1920	FUR	21-6	Charleston, S.C.
1921	FUR	42-0	Greenville, S.C.
1922	FUR	28-0	Florence, S.C.
1923	FUR	30-14	Greenville, S.C.
1924	CIT	6-0	Charleston, S.C.
1925	FUR	7-0	Greenville, S.C.
1926	FUR	7-0	Charleston, S.C.
1927	FUR	6-0	Charleston, S.C.
1928	FUR	13-0	Greenville, S.C.
1929	Tie	0-0	Charleston, S.C.
1930	FUR	31-6	Greenville, S.C.
1931	FUR	33-7	Charleston, S.C.
1932	FUR	20-0	Orangeburg, S.C.
1933	FUR	14-0	Greenville, S.C.
1934	FUR	6-0	Charleston, S.C.
1935	FUR	35-0	Greenville, S.C.
1936	FUR	13-7	Greenville, S.C.
1937	CIT	8-0	Charleston, S.C.
1938	CIT	9-6	Greenville, S.C.
1939	FUR	7-0	Charleston, S.C.
1940	FUR	36-7	Greenville, S.C.
1941	Tie	13-13	Charleston, S.C.
1942	FUR	20-0	Greenville, S.C.
1946	FUR	14-0	Charleston, S.C.
1947	FUR	7-0	Greenville, S.C.
1948	FUR	9-0	Greenville, S.C.
1949	FUR	19-7	Charleston, S.C.
1950	FUR	21-7	Greenville, S.C.
1951	FUR	35-14	Orangeburg, S.C.
1952	Tie	7-7	Orangeburg, S.C.
1953	FUR	27-0	Charleston, S.C.
1954	FUR	31-20	Greenville, S.C.
1955	CIT	25-19	Charleston, S.C.
1956	FUR	7-0	Greenville, S.C.
1957	CIT	18-14	Charleston, S.C.
1958	CIT	24-6	Greenville, S.C.
1959	CIT	18-14	Charleston, S.C.
1960	CIT	7-6	Greenville, S.C.
1961	CIT	9-8	Charleston, S.C.
1962	FUR	33-25	Greenville, S.C.
1963	FUR	34-25	Charleston, S.C.
1964	CIT	17-0	Greenville, S.C.
1965	CIT	28-0	Charleston, S.C.
1966	CIT	10-6	Greenville, S.C.
1967	FUR	14-6	Charleston, S.C.
1968	CIT	31-12	Greenville, S.C.
1969	CIT	37-21	Charleston, S.C.
1970	FUR	28-21	Greenville, S.C.
1971	CIT	35-33	Charleston, S.C.
1972	CIT	19-13	Greenville, S.C.
1973	CIT	26-21	Charleston, S.C.
1974	CIT	24-0	Greenville, S.C.
1975	CIT	13-9	Charleston, S.C.



FURMAN

FURMAN VS. 2020-21 OPPONENTS

1976	CIT	17-16	Greenville, S.C.	1919	FUR	7-6	Greenville, S.C.	1970	WOF	28-13	Greenville, S.C.
1977	CIT	10-3	Charleston, S.C.	1920	FUR	69-0	Spartanburg, S.C.	1971	WOF	27-0	Spartanburg, S.C.
1978	FUR	17-13	Greenville, S.C.	1921	FUR	62-0	Greenville, S.C.	1972	FUR	24-7	Greenville, S.C.
1979	FUR	45-44	Charleston, S.C.	1922	FUR	41-0	Spartanburg, S.C.	1973	FUR	21-19	Spartanburg, S.C.
1980	FUR	28-15	Greenville, S.C.	1928	FUR	26-0	Greenville, S.C.	1974	FUR	21-20	Greenville, S.C.
1981	CIT	35-18	Charleston, S.C.	1929	FUR	25-6	Spartanburg, S.C.	1975	Tie	14-14	Spartanburg, S.C.
1982	FUR	27-0	Greenville, S.C.	1930	FUR	14-0	Spartanburg, S.C.	1976	FUR	56-14	Greenville, S.C.
1983	FUR	49-21	Charleston, S.C.	1931	FUR	20-0	Greenville, S.C.	1977	WOF	13-7	Spartanburg, S.C.
1984	FUR	42-14	Greenville, S.C.	1932	FUR	24-0	Spartanburg, S.C.	1978	FUR	36-12	Greenville, S.C.
1985	FUR	42-0	Charleston, S.C.	1933	FUR	38-0	Greenville, S.C.	1979	WOF	27-17	Spartanburg, S.C.
1986	FUR	37-14	Greenville, S.C.	1934	FUR	13-0	Spartanburg, S.C.	1980	Tie	14-14	Greenville, S.C.
1987	FUR	58-13	Charleston, S.C.	1935	FUR	29-0	Greenville, S.C.	1989	FUR	42-7	Greenville, S.C.
1988	FUR	30-17	Greenville, S.C.	1936	FUR	31-0	Spartanburg, S.C.	1993	Tie	14-14	Greenville, S.C.
1989	FUR	44-9	Charleston, S.C.	1937	FUR	58-0	Greenville, S.C.	1995	FUR	38-0	Greenville, S.C.
1990	FUR	30-17	Greenville, S.C.	1941	FUR	40-19	Greenville, S.C.	1996	FUR	33-3	Greenville, S.C.
1991	CIT	10-6	Charleston, S.C.	1946	FUR	31-0	Greenville, S.C.	1997	FUR	28-7	Greenville, S.C.
1992	CIT	20-14	Greenville, S.C.	1947	FUR	20-6	Spartanburg, S.C.	1998	WOF	40-20	Spartanburg, S.C.
1993	CIT	20-10	Charleston, S.C.	1948	Tie	7-7	Greenville, S.C.	1999	FUR	30-3	Greenville, S.C.
1994	CIT	52-44	Greenville, S.C.	1950	Tie	13-13	Greenville, S.C.	2000	FUR	27-18	Spartanburg, S.C.
1995	FUR	24-3	Charleston, S.C.	1951	WOF	14-12	Spartanburg, S.C.	2001	FUR	45-14	Greenville, S.C.
1996	FUR	35-25	Greenville, S.C.	1952	FUR	29-21	Greenville, S.C.	2002	FUR	23-21	Spartanburg, S.C.
1997	FUR	21-7	Charleston, S.C.	1953	FUR	7-6	Spartanburg, S.C.	2003	WOF	7-6	Greenville, S.C.
1998	CIT	25-24	Greenville, S.C.	1954	WOF	19-0	Greenville, S.C.	2004	FUR	31-24	Spartanburg, S.C.
1999	FUR	31-17	Charleston, S.C.	1955	WOF	27-6	Spartanburg, S.C.	2005	FUR	34-21	Greenville, S.C.
2000	FUR	33-7	Greenville, S.C.	1956	WOF	18-6	Greenville, S.C.	2006	FUR	35-21	Spartanburg, S.C.
2001	FUR	30-7	Charleston, S.C.	1957	WOF	13-12	Spartanburg, S.C.	2007	WOF	45-20	Greenville, S.C.
2002	FUR	37-10	Greenville, S.C.	1958	FUR	40-39	Greenville, S.C.	2008	WOF	35-10	Spartanburg, S.C.
2003	CIT	10-9	Charleston, S.C.	1959	WOF	6-3	Spartanburg, S.C.	2009	FUR	58-21	Greenville, S.C.
2004	FUR	33-14	Greenville, S.C.	1960	FUR	41-26	Greenville, S.C.	2010	WOF	38-17	Spartanburg, S.C.
2005	FUR	39-31 (3OT)	Charleston, S.C.	1961	FUR	12-7	Spartanburg, S.C.	2011	FUR	26-21	Greenville, S.C.
2006	FUR	23-17	Greenville, S.C.	1962	FUR	34-21	Greenville, S.C.	2012	WOF	20-17	Spartanburg, S.C.
2007	CIT	54-51 (OT)	Charleston, S.C.	1963	FUR	21-19	Spartanburg, S.C.	2013	FUR	27-14	Greenville, S.C.
2008	FUR	34-20	Greenville, S.C.	1964	WOF	21-14	Greenville, S.C.	2014	FUR	31-14	Greenville, S.C.
2009	CIT	38-28	Charleston, S.C.	1965	WOF	35-13	Spartanburg, S.C.	2015	WOF	38-28	Spartanburg, S.C.
2010	FUR	31-14	Greenville, S.C.	1966	Tie	15-15	Greenville, S.C.	2016	WOF	34-27	Greenville, S.C.
2011	FUR	16-6	Charleston, S.C.	1967	FUR	21-20	Spartanburg, S.C.	2017	WOF	24-23	Spartanburg, S.C.
2012	CIT	42-20	Greenville, S.C.	1968	WOF	13-7	Spartanburg, S.C.	2017*	WOF	28-10	Spartanburg, S.C.
2013	FUR	24-17	Charleston, S.C.	1968	WOF	21-7	Greenville, S.C.	2018	FUR	34-14	Greenville, S.C.
2014	CIT	42-35 (OT)	Charleston, S.C.	1969	WOF	49-7	Spartanburg, S.C.	2019	WOF	24-7	Spartanburg, S.C.
2015	CIT	38-17	Greenville, S.C.	1969	WOF	31-21	Greenville, S.C.				
2016	CIT	19-14	Charleston, S.C.								
2017	FUR	56-20	Greenville, S.C.								
2018	FUR	28-17	Charleston, S.C.								
2019	CIT	27-10	Greenville, S.C.								

* NCAA Playoffs

Furman 54, Wofford 33, 7 ties

At FUR: FUR leads 34-11-5

At WOF: WOF leads 22-20-2

Clay Hendrix vs. WOF: 1-3

Josh Conklin vs. FUR: 1-1

Last FUR win: 34-14 in 2018

Last WOF win: 24-7 in 2019

Longest FUR streak: 19 (1917-47)

Longest WOF streak: 6 (1968-71)

Last 10 meetings: WOF leads 6-4

Current streak: WOF has won one

Largest FUR win: 69-0 in 1920

Largest WOF win: 44-0 in 1895

Year	Winner	Score	Site
1889	WOF	5-1	Spartanburg, S.C.
1889	WOF	2-1	Greenville, S.C.
1890	FUR	12-0	Spartanburg, S.C.
1890	FUR	28-2	Greenville, S.C.
1893	FUR	18-4	Greenville, S.C.
1895	WOF	44-0	Spartanburg, S.C.
1896	WOF	6-0	Spartanburg, S.C.
1900	Tie	0-0	Spartanburg, S.C.
1900	WOF	6-5	Greenville, S.C.
1901	FUR	17-0	Greenville, S.C.
1914	FUR	19-12	Greenville, S.C.
1915	FUR	25-0	Greenville, S.C.
1916	WOF	9-7	Spartanburg, S.C.
1917	FUR	18-3	Greenville, S.C.
1918	FUR	7-0	Spartanburg, S.C.



FURMAN OFFENSIVE TACKLE JORDAN HARRIS



MERCER CORNERBACK HARRISON POOLE

MERCER BEARS

Basic information

Location:..... Macon, Ga.
 Founded:..... 1833
 Enrollment:..... 8,700
 Nickname:..... Bears
 Colors:..... Orange and Black
 President:..... William D. Underwood
 Director of athletics:..... Jim Cole
 Stadium:..... Five Star Stadium
 Capacity:..... 10,200

Media relations

Football contact:..... Travis Rae
 Email:..... rae_tj@mercer.edu
 Office:..... 478-301-5219
 Cell:..... 478-943-4355
 Press box phone:..... 478-943-4355
 Website:..... MercerBears.com

Team information

2019 record:..... 4-8
 SoCon record:..... 3-5 (7th)
 Home:..... 2-4
 Away:..... 2-4
 Lettermen returning/lost:..... 42/23
 Off. starters returning/lost:..... 7/4
 Def. starters returning/lost:..... 5/6
 Specialists returning/lost:..... 3/2
 Basic offense.. Multiple (Spread/Wing)
 Basic defense..... Multiple



Travis Rae
Football SID

SoCon titles (0)

FCS Playoff appearances (0)

2020-21 SCHEDULE

Oct. 10 (3 p.m.) at Jacksonville State (ESPN+)		March 20 (TBA) Western Carolina* (ESPN+)	
Oct. 24 (1:30) at Army West Point (CBS Sports Network)		March 27 (TBA) at Chattanooga* (ESPN+)	
Oct. 31 (3 p.m.) Abilene Christian (ESPN3)		April 3 (TBA) Furman* (ESPN+)	
Feb. 20 (TBA) at Wofford* (ESPN+)		April 10 (TBA) ETSU* (ESPN+)	
Feb. 27 (TBA) The Citadel* (ESPN+)		April 17 (TBA) at Samford* (ESPN+)	
March 13 (TBA) at VMI* (ESPN+)			

* Southern Conference game



**MERCER RUNNING BACK
TYRAY DEVEZIN**



MERCER

MERCER VS. 2020-21 OPPONENTS

Jacksonville State 0, Mercer 0

First meeting
John Grass vs. MER: 0-0
Drew Cronin vs. JSU: 0-0

Army West Point 1, Mercer 0

At Army: Army leads 1-0
At MER: N/A
Jeff Monken vs. MER: 0-0
Drew Cronin vs. Army: 0-0
Last Army win: 19-6 in 1933
Last MER win: N/A
Longest Army streak: 1 (1933)
Longest MER streak: N/A
Last 10 meetings: Army leads 1-0
Current streak: Army has won one
Largest Army win: 19-6 in 1933
Largest MER win: N/A

Year	Winner	Score	Site
1933	Army	19-6	West Point, N.Y.

Abilene Christian 0, Mercer 0

First meeting
Adam Dorrel vs. MER: 0-0
Drew Cronin vs. ACU: 0-0

Mercer 6, Wofford 6

At MER: MER leads 4-3
At WOF: WOF leads 3-2
Drew Cronin vs. WOF: 0-0
Josh Conklin vs. MER: 2-0
Last MER win: 20-14 in 1941
Last WOF win: 41-7 in 2019
Longest MER streak: 6 (1915-41)
Longest WOF streak: 6 (2014-19)
Last 10 meetings: WOF leads 6-4
Current streak: WOF has won six
Largest MER win: 25-7 in 1931
Largest WOF win: 41-7 in 2019

Year	Winner	Score	Site
1915	MER	13-6	Macon, Ga.
1924	MER	16-0	Macon, Ga.
1931	MER	25-7	Spartanburg, S.C.
1938	MER	14-0	Macon, Ga.
1939	MER	12-0	Spartanburg, S.C.
1941	MER	20-14	Macon, Ga.
2014	WOF	34-6	Spartanburg, S.C.
2015	WOF	34-33 (OT)	Macon, Ga.
2016	WOF	31-21	Spartanburg, S.C.
2017	WOF	28-27	Macon, Ga.
2018	WOF	42-21	Spartanburg, S.C.
2019	WOF	41-7	Macon, Ga.

The Citadel 11, Mercer 5, 1 tie

At CIT: CIT leads 5-3-1
At MER: CIT leads 4-0
At neutral sites: Series tied 2-2
Brent Thompson vs. MER: 3-1
Drew Cronin vs. CIT: 0-0
Last CIT win: 35-24 in 2019
Last MER win: 24-14 in 2017
Longest CIT streak: 3 (2014-16)
Longest MER streak: 2 (1927-28)
Last 10 meetings: CIT leads 6-4
Current streak: CIT has won two
Largest CIT win: 31-0 in 1925
Largest MER win: 26-0 in 1931

Year	Winner	Score	Site
1906	CIT	10-0	Charleston, S.C.
1908	CIT	10-0	Charleston, S.C.
1910	MER	21-0	Savannah, Ga.
1911	CIT	5-0	Savannah, Ga.
1913	Tie	7-7	Charleston, S.C.
1925	CIT	31-0	Augusta, Ga.
1926	CIT	12-7	Macon, Ga.
1927	MER	6-0	Charleston, S.C.
1928	MER	7-0	Savannah, Ga.
1929	CIT	21-13	Charleston, S.C.



MERCER SAFETY LANCE WISE

1931	MER	26-0	Charleston, S.C.
2014	CIT	28-26	Macon, Ga.
2015	CIT	21-19	Charleston, S.C.
2016	CIT	24-23	Macon, Ga.
2017	MER	24-14	Charleston, S.C.
2018	CIT	38-31	Macon, Ga.
2019	CIT	35-24	Charleston, S.C.

Mercer 5, VMI 1

At MER: MER leads 2-1
At VMI: MER leads 3-0
Drew Cronin vs. VMI: 0-0
Scott Wachenheim vs. MER: 1-4
Last MER win: 34-27 in 2019
Last VMI win: 28-21 in 2015
Longest MER streak: 4 (2016-19)
Longest VMI streak: 1 (2015)
Last 10 meetings: MER leads 5-1
Current streak: MER has won four
Largest MER win: 49-14 in 2017
Largest VMI win: 28-21 in 2015

Year	Winner	Score	Site
2014	MER	27-24	Lexington, Va.
2015	VMI	28-21	Macon, Ga.
2016	MER	33-30 (OT)	Lexington, Va.
2017	MER	49-14	Macon, Ga.
2018	MER	48-38	Lexington, Va.
2019	MER	34-27	Macon, Ga.

Mercer 4, Western Carolina 2

At MER: MER leads 2-1
At WCU: MER leads 2-1
Drew Cronin vs. WCU: 0-0

Mark Speir vs. MER:

2-4
Last MER win: 49-27 in 2019
Last WCU win: 24-21 in 2015
Longest MER streak: 4 (2016-19)
Longest WCU streak: 2 (2014-15)
Last 10 meetings: MER leads 4-2
Current streak: MER has won four
Largest MER win: 49-27 in 2019
Largest WCU win: 35-21 in 2014

Year	Winner	Score	Site
2014	WCU	35-21	Macon, Ga.
2015	WCU	24-21	Cullowhee, N.C.
2016	MER	38-24	Macon, Ga.
2017	MER	35-33	Cullowhee, N.C.
2018	MER	59-46	Macon, Ga.
2019	MER	49-27	Cullowhee, N.C.

Chattanooga 20, Mercer 9, 1 tie

At MER: MER leads 6-4
At UTC: UTC leads 16-3-1
Drew Cronin vs. UTC: 0-0
Rusty Wright vs. MER: 1-0
Last MER win: 13-9 in 2018
Last UTC win: 34-17 in 2019
Longest MER streak: 2 (1923-24; 1932-33; 2017-18)
Longest UTC streak: 8 (1935-2014)
Last 10 meetings: UTC leads 7-3
Current streak: UTC has won one
Largest MER win: 33-0 in 1924
Largest UTC win: 49-0 in 1916

Year	Winner	Score	Site
1909	MER	10-2	Macon, Ga.
1910	UTC	6-0	Macon, Ga.
1914	UTC	16-0	Macon, Ga.
1915	UTC	20-6	Chattanooga, Tenn.
1916	UTC	49-0	Chattanooga, Tenn.
1920	UTC	20-0	Chattanooga, Tenn.
1921	MER	18-0	Macon, Ga.
1922	UTC	13-6	Chattanooga, Tenn.
1923	MER	18-3	Macon, Ga.
1924	MER	33-0	Macon, Ga.
1925	UTC	12-7	Chattanooga, Tenn.
1929	UTC	7-0	Macon, Ga.
1930	UTC	8-6	Chattanooga, Tenn.
1931	UTC	27-19	Chattanooga, Tenn.
1932	MER	25-0	Chattanooga, Tenn.
1933	MER	7-0	Chattanooga, Tenn.
1934	Tie	13-13	Chattanooga, Tenn.
1935	UTC	12-7	Chattanooga, Tenn.
1936	UTC	6-0	Chattanooga, Tenn.
1937	UTC	19-7	Chattanooga, Tenn.
1938	UTC	9-7	Chattanooga, Tenn.
1939	UTC	21-18	Chattanooga, Tenn.
1940	UTC	20-6	Chattanooga, Tenn.
1941	UTC	40-13	Chattanooga, Tenn.
2014	UTC	38-31	Chattanooga, Tenn.
2015	MER	17-14	Macon, Ga.
2016	UTC	52-31	Chattanooga, Tenn.
2017	MER	30-10	Macon, Ga.
2018	MER	13-9	Chattanooga, Tenn.
2019	UTC	34-17	Macon, Ga.

Furman 10, Mercer 6, 2 ties

At FUR: FUR leads 4-2-2
At MER: FUR leads 6-4
Clay Hendrix vs. MER: 3-0
Drew Cronin vs. FUR: 0-0
Last FUR win: 45-10 in 2019
Last MER win: 27-24 in 2016
Longest FUR streak: 4 (1934-14)
Longest MER streak: 3 (1923-25)
Last 10 meetings: FUR leads 7-2-1
Current streak: FUR has won three
Largest FUR win: 37-0 in 1921
Largest MER win: 39-0 in 1914

Year	Winner	Score	Site
1914	MER	39-0	Macon, Ga.
1921	FUR	37-0	Greenville, S.C.

#SoConFB



SAMFORD WIDE RECEIVER MONTRELL WASHINGTON

SAMFORD BULLDOGS

Basic information

Location: Birmingham, Ala.
 Founded: 1841
 Enrollment: 5,509
 Nickname: Bulldogs
 Colors: Red and Blue
 President: Dr. Andrew Westmoreland
 Director of athletics: Martin Newton
 Stadium: Seibert Stadium
 Capacity: 6,700

Media relations

Football contact: Joey Mullins
 Email: jmmulli1@samford.edu
 Office: 205-726-2799
 Cell: 205-532-3477
 Press box phone: 205-726-2143/2144
 Website: SamfordSports.com

Team information

2019 record: 5-7
 SoCon record: 4-4 (t-4th)
 Home: 3-2
 Away: 2-4
 Neutral: 0-1
 Lettermen returning/lost: 63/31
 Off. starters returning/lost: 6/5
 Def. starters returning/lost: 7/4
 Specialists returning/lost: 3/3
 Basic offense Spread
 Basic defense 4-3



Joey Mullins
Football SID

SoCon titles (1)

2013 (vacated in 2016)

FCS Playoff appearances (5)

1991, 1992, 2013, 2016, 2017

2020-21 SCHEDULE

Feb. 20 (TBA)
at ETSU*
 (ESPN+)



April 10 (TBA)
at Chattanooga*
 (ESPN+)



Feb. 27 (TBA)
Western Carolina*
 (ESPN+)



April 17 (TBA)
Mercer*
 (ESPN+)



March 6 (TBA)
at Furman*
 (ESPN+)



March 13 (TBA)
Wofford*
 (ESPN+)



March 20 (TBA)
VMI*
 (ESPN+)



March 27 (TBA)
at The Citadel*
 (ESPN+)



* Southern Conference game



**SAMFORD DEFENSIVE LINEMAN
 ARMOND LLOYD**



SAMFORD

SAMFORD VS. 2020-21 OPPONENTS

Samford 6, ETSU 1

At ETSU: SAM leads 3-1

At SAM: SAM leads 3-0

Randy Sanders vs. SAM: 0-2

Chris Hatcher vs. ETSU: 3-1

Last ETSU win: 15-14 in 2016

Last SAM win: 24-17 in 2019

Longest ETSU streak: 1 (2016)

Longest SAM streak: 3 (1989-91; 2017-19)

Last 10 meetings: SAM leads 6-1

Current streak: SAM has won three

Largest ETSU win: 15-14 in 2016

Largest SAM win: 42-7 in 2017

Year	Winner	Score	Site
1989	SAM	38-23	Birmingham, Ala.
1990	SAM	17-13	Johnson City, Tenn.
1991	SAM	31-6	Johnson City, Tenn.
2016	ETSU	15-14	Johnson City, Tenn.
2017	SAM	42-7	Birmingham, Ala.
2018	SAM	38-27	Johnson City, Tenn.
2019	SAM	24-17	Birmingham, Ala.

Samford 14, Western Carolina 3

At SAM: SAM leads 8-1

At WCU: SAM leads 6-2

Chris Hatcher vs. WCU: 6-1 (3-0 GSU, 3-2 SAM)

Mark Speir vs. SAM: 2-6

Last SAM win: 31-13 in 2019

Last WCU win: 38-34 in 2017

Longest SAM streak: 11 (1991-14)

Longest WCU streak: 1 (1969; 2015; 2017)

Last 10 meetings: SAM leads 8-2

Current streak: SAM has won two

Largest SAM win: 62-23 in 2013

Largest WCU win: 47-13 in 1969

Year	Winner	Score	Site
1969	WCU	47-13	Birmingham, Ala.
1991	SAM	16-3	Cullowhee, N.C.
1992	SAM	30-6	Birmingham, Ala.
1997	SAM	19-0	Birmingham, Ala.
1999	SAM	35-32 (OT)	Cullowhee, N.C.
2008	SAM	21-6	Cullowhee, N.C.
2009	SAM	16-3	Birmingham, Ala.
2010	SAM	38-7	Cullowhee, N.C.
2011	SAM	52-24	Birmingham, Ala.
2012	SAM	25-21	Cullowhee, N.C.
2013	SAM	62-23	Birmingham, Ala.
2014	SAM	34-20	Birmingham, Ala.
2015	WCU	56-36	Cullowhee, N.C.
2016	SAM	30-17	Birmingham, Ala.
2017	WCU	38-34	Cullowhee, N.C.
2018	SAM	66-28	Birmingham, Ala.
2019	SAM	31-13	Cullowhee, N.C.

Furman 11, Samford 11

At FUR: SAM leads 7-5

At SAM: FUR leads 6-4

Clay Hendrix vs. SAM: 1-2

Chris Hatcher vs. FUR: 3-4 (0-2 GSU, 3-2 SAM)

Last FUR win: 58-14 in 2019

Last SAM win: 38-25 in 2018

Longest FUR streak: 7 (1997-2010)

Longest SAM streak: 5 (1962-69)

Last 10 meetings: SAM leads 6-4

Current streak: FUR has won one

Largest FUR win: 58-14 in 2019

Largest SAM win: 45-0 in 2014

Year	Winner	Score	Site
1961	FUR	21-14	Greenville, S.C.
1962	SAM	14-7	Greenville, S.C.
1966	SAM	17-7	Greenville, S.C.
1967	SAM	42-28	Birmingham, Ala.
1968	SAM	17-12	Greenville, S.C.
1969	SAM	34-14	Birmingham, Ala.
1997	FUR	29-10	Birmingham, Ala.
1998	FUR	34-24	Greenville, S.C.
2004	FUR	45-10	Birmingham, Ala.
2005	FUR	45-23	Greenville, S.C.
2008	FUR	28-27	Birmingham, Ala.
2009	FUR	26-24	Greenville, S.C.
2010	FUR	27-10	Birmingham, Ala.
2011	SAM	26-21	Greenville, S.C.
2012	SAM	24-21	Birmingham, Ala.
2013	FUR	35-17	Greenville, S.C.
2014	SAM	45-0	Greenville, S.C.
2015	FUR	20-17	Birmingham, Ala.
2016	SAM	38-21	Greenville, S.C.
2017	SAM	26-20	Birmingham, Ala.
2018	SAM	38-25	Greenville, S.C.
2019	FUR	58-14	Birmingham, Ala.

Samford 12, Wofford 5

At SAM: SAM leads 6-3

At WOF: SAM leads 6-2

Chris Hatcher vs. WOF: 6-1 (2-1 GSU, 5-0 SAM)

Josh Conklin vs. SAM: 0-2

Last SAM win: 21-14 in 2019

Last WOF win: 24-20 in 2014

Longest SAM streak: 5 (2015-19)

Longest WOF streak: 2 (2010-11)

Last 10 meetings: SAM leads 7-3

Current streak: SAM has won five

Largest SAM win: 30-14 in 1972

Largest WOF win: 28-7 in 2008

Year	Winner	Score	Site
1949	WOF	27-13	Spartanburg, S.C.
1961	SAM	16-13	Spartanburg, S.C.
1962	SAM	34-28	Birmingham, Ala.
1972	SAM	30-14	Birmingham, Ala.
1996	SAM	20-14 (OT)	Birmingham, Ala.
2008	WOF	28-7	Birmingham, Ala.
2009	SAM	27-24	Spartanburg, S.C.
2010	WOF	10-3	Birmingham, Ala.
2011	WOF	38-23	Spartanburg, S.C.
2012	SAM	24-17 (2OT)	Birmingham, Ala.
2013	SAM	34-27	Spartanburg, S.C.
2014	WOF	24-20	Birmingham, Ala.
2015	SAM	37-27	Spartanburg, S.C.
2016	SAM	28-26	Birmingham, Ala.
2017	SAM	24-21	Spartanburg, S.C.
2018	SAM	35-20	Birmingham, Ala.
2019	SAM	21-14	Spartanburg, S.C.

Samford 6, VMI 1

At SAM: SAM leads 2-0

At VMI: SAM leads 4-1

Chris Hatcher vs. VMI: 4-1



SAMFORD PLACEKICKER MITCHELL FINERAN

#SoConFB



SAMFORD VS. 2020-21 OPPONENTS



SAMFORD WIDE RECEIVER A.J. TONEY

Scott Wachenheim vs. SAM: 1-4
Last SAM win: 73-22 in 2018
Last VMI win: 48-41 (OT) in 2019
Longest SAM streak: 6 (2001-18)
Longest VMI streak: 1 (2019)
Last 10 meetings: SAM leads 6-1
Current streak: VMI has won one
Largest SAM win: 73-22 in 2018
Largest VMI win: 48-41 (OT) in 2019

Year	Winner	Score	Site
2001	SAM	46-28	Lexington, Va.
2014	SAM	63-21	Lexington, Va.
2015	SAM	49-13	Lexington, Va.
2016	SAM	55-21	Birmingham, Ala.
2017	SAM	26-7	Lexington, Va.
2018	SAM	73-22	Birmingham, Ala.
2019	VMI	48-41 (OT)	Lexington, Va.

The Citadel 7, Samford 6

At CIT: CIT leads 5-2
At SAM: SAM leads 4-2
Brent Thompson vs. SAM: 2-2
Chris Hatcher vs. CIT: 5-3 (3-0 GSU, 2-3 SAM)
Last CIT win: 42-27 in 2018
Last SAM win: 61-55 (4OT) in 2019
Longest CIT streak: 2 (2009-10)
Longest SAM streak: 2 (2011-12; 2015-16)
Last 10 meetings: Series tied 5-5
Current streak: SAM has won one
Largest CIT win: 35-16 in 1989; 44-25 in 2015

Largest SAM win: 38-7 in 2012

Year	Winner	Score	Site
1989	CIT	35-16	Charleston, S.C.
2008	SAM	28-10	Birmingham, Ala.
2009	CIT	28-16	Charleston, S.C.
2010	CIT	13-12	Birmingham, Ala.
2011	SAM	19-14	Charleston, S.C.
2012	SAM	38-7	Birmingham, Ala.
2013	CIT	28-26	Charleston, S.C.
2014	SAM	20-17	Charleston, S.C.
2015	CIT	44-25	Birmingham, Ala.
2016	CIT	37-34 (OT)	Charleston, S.C.
2017	SAM	35-14	Birmingham, Ala.
2018	CIT	42-27	Charleston, S.C.
2019	SAM	61-55 (4OT)	Birmingham, Ala.

Chattanooga 32, Samford 10, 3 ties

At SAM: UTC leads 10-5
At UTC: UTC leads 22-5-2
At neutral sites: Series tied 0-0-1
Chris Hatcher vs. UTC: 2-6 (2-1 GSU, 0-5 SAM)
Rusty Wright vs. SAM: 1-0
Last SAM win: 17-14 (OT) in 2013
Last UTC win: 35-27 in 2019
Longest SAM streak: 2, three times
Longest UTC streak: 8 (1964-01)
Last 10 meetings: UTC leads 9-1
Current streak: UTC has won six
Largest SAM win: 63-0 in 1906
Largest UTC win: 56-0 in 1910

Year	Winner	Score	Site
1906	SAM	63-0	Birmingham, Ala.
1907	SAM	21-7	Chattanooga, Tenn.
1907	UTC	29-0	Chattanooga, Tenn.
1909	Tie	0-0	Chattanooga, Tenn.
1910	UTC	56-0	Chattanooga, Tenn.
1914	UTC	14-0	Chattanooga, Tenn.
1921	UTC	26-3	Chattanooga, Tenn.
1923	Tie	0-0	Chattanooga, Tenn.
1924	SAM	28-0	Chattanooga, Tenn.
1925	SAM	3-0	Birmingham, Ala.
1926	UTC	23-0	Chattanooga, Tenn.
1928	UTC	14-0	Birmingham, Ala.
1929	UTC	20-14	Chattanooga, Tenn.
1930	UTC	13-9	Chattanooga, Tenn.
1931	UTC	14-0	Chattanooga, Tenn.
1932	UTC	19-0	Birmingham, Ala.
1936	UTC	6-0	Chattanooga, Tenn.
1937	SAM	6-0	Birmingham, Ala.
1938	UTC	13-6	Chattanooga, Tenn.
1939	SAM	33-14	Birmingham, Ala.
1940	UTC	28-0	Chattanooga, Tenn.
1941	Tie	7-7	Anniston, Ala.
1945	UTC	47-7	Chattanooga, Tenn.
1962	SAM	22-12	Chattanooga, Tenn.
1964	UTC	28-13	Chattanooga, Tenn.
1965	UTC	25-10	Chattanooga, Tenn.
1967	UTC	28-0	Birmingham, Ala.
1968	UTC	40-7	Chattanooga, Tenn.
1998	UTC	23-13	Chattanooga, Tenn.



SAMFORD

SAMFORD VS. 2020-21 OPPONENTS

1999	UTC	29-27	Birmingham, Ala.
2000	UTC	23-6	Chattanooga, Tenn.
2001	UTC	28-14	Birmingham, Ala.
2003	SAM	31-23	Chattanooga, Tenn.
2008	SAM	30-7	Chattanooga, Tenn.
2009	UTC	14-7	Birmingham, Ala.
2010	UTC	48-14	Chattanooga, Tenn.
2011	UTC	24-9	Birmingham, Ala.
2012	UTC	20-13	Chattanooga, Tenn.
2013	SAM	17-14 (OT)	Birmingham, Ala.
2014	UTC	38-24	Chattanooga, Tenn.
2015	UTC	31-21	Birmingham, Ala.
2016	UTC	41-21	Chattanooga, Tenn.
2017	UTC	23-21	Birmingham, Ala.
2018	UTC	27-20	Chattanooga, Tenn.
2019	UTC	35-27	Birmingham, Ala.

Longest MER streak: 4 (1910-15)
Longest SAM streak: 8 (1937-2017)
Last 10 meetings: SAM leads 8-2
Current streak: MER has won two
Largest MER win: 45-0 in 1908
Largest SAM win: 47-21 in 2015

Year	Winner	Score	Site
1907	MER	11-6	Macon, Ga.
1908	MER	45-0	Macon, Ga.
1909	SAM	6-5	Macon, Ga.
1910	MER	28-0	Macon, Ga.
1911	MER	29-0	Macon, Ga.
1912	MER	36-0	Birmingham, Ala.
1915	MER	14-7	Macon, Ga.
1916	SAM	26-7	Birmingham, Ala.
1920	SAM	33-13	Macon, Ga.
1924	MER	14-5	Macon, Ga.
1926	MER	3-0	Macon, Ga.
1927	SAM	14-0	Macon, Ga.
1928	SAM	15-7	Macon, Ga.
1929	MER	7-2	Macon, Ga.
1932	MER	21-6	Macon, Ga.
1936	Tie	0-0	Macon, Ga.
1937	SAM	13-0	Birmingham, Ala.
1939	SAM	7-3	Albany, Ga.

1940	SAM	14-6	Macon, Ga.
1941	SAM	27-6	Birmingham, Ala.
2014	SAM	21-18	Birmingham, Ala.
2015	SAM	47-21	Macon, Ga.
2016	SAM	24-19	Birmingham, Ala.
2017	SAM	20-3	Macon, Ga.
2018	MER	30-24	Birmingham, Ala.
2019	MER	36-33 (3OT)	Macon, Ga.

Samford 13, Mercer 12, 1 tie

At MER: MER leads 10-7-1

At SAM: SAM leads 5-2

At neutral sites: SAM leads 1-0

Drew Cronic vs. SAM: 0-0

Chris Hatcher vs. MER: 3-2

Last MER win: 36-33 (3OT) in 2019

Last SAM win: 20-3 in 2017



SAMFORD RUNNING BACK JAY STANTON

#SoConFB



CHATTANOOGA

RUSTY WRIGHT HEAD COACH



Alma mater (year):.....Chattanooga (1996)
Hometown: Petticoat Junction, S.C.
Career record (years):.....6-6 (1)
School record (years):..... Same
SoCon record (years):.....5-3 (1)
FCS Playoff appearances:.....0

WRIGHT'S YEAR-BY-YEAR RECORD

Year	School	SoCon	Overall
2019.....	Chattanooga.....	5-3 (3rd).....	6-6
Career (1)		5-3 (.625)	6-6 (.500)

2020-21 COACHING STAFF

Joe Pizzo Offensive coordinator
 Lorenzo Ward Defensive coordinator
 David Bibee..... Safeties
 Jacob Huesman..... Tight ends
 Chris Malone Offensive line
 Adam Mims..... Receivers
 Ricky Spradling..... Running backs
 Jordan Tippit Outside linebackers
 Landius Wilkerson Defensive line
 Mike Yaeger Inside linebackers/special teams

2020-21 ROSTER

No.	Name	Pos.	Ht.	Wt.	Cl.	Hometown/Previous school	No.	Name	Pos.	Ht.	Wt.	Cl.	Hometown/Previous school
0	Quay Wiggles	DL	6-3	255	Fr.	Atlanta, Ga./Mays	45	Tre'Von Stanford	LB	6-3	205	Fr.	Manchester, Ga./Manchester
1	Brandon Dowdell	DB	5-10	195	Sr.	Cordele, Ga./Crisp County	46	Ty Boeck	LB	6-2	225	Jr.	Soddy Daisy, Tenn./Soddy Daisy
2	Kanore McKinnon	WR	6-3	200	Sr.	Dillon, S.C./Georgia Military College	47	T.J. Taylor	DB	5-10	175	Fr.	Ooltewah, Tenn./Ooltewah
3	Drayton Arnold	QB	5-11	205	Sr.	Myrtle Beach, S.C./Old Dominion	48	C.J. Winston	LB	6-5	200	Jr.	Gadsden, Ala./Gadsden City
3	Rashun Freeman	DB	5-11	190	Sr.	Chattanooga, Tenn./Ooltewah	49	Eli Shepherd	DL	6-0	250	Sr.	LaGrange, Ga./Lafayette Christian
4	Deonte Woods	RB	5-10	210	Sr.	Memphis, Tenn./Christian Brothers	50	Cody Olszewski	LS	5-11	240	So.	Marietta, Ga./Pope
5	CaMiron Smith	DB	5-9	175	Jr.	Cedar Hill, Texas/Trinity Christian	51	Ja'Ny Alston	OL	6-6	255	Fr.	Carboro, N.C./Jireh Prep
6	D.J. Brown	DB	5-10	185	Jr.	College Park, Ga./Penn State	52	McClendon Curtis	OL	6-8	325	Jr.	Chattanooga, Tenn./Central
6	Jeffery Wood II	RB	5-8	170	Jr.	Knoxville, Tenn./Catholic	53	Ben Brewton	DL	6-4	230	So.	Savannah, Ga./Beach
7	Rueben Lowery III	DB	5-10	180	Fr.	Powder Springs, Ga./Hillgrove	55	Kyle Miskelley	OL	6-1	300	Sr.	Trussville, Ala./Minot State
8	Gino Appleberry	RB	5-9	205	So.	Atlanta, Ga./Western Kentucky	56	Jeremiah Katt	OL	6-4	300	Fr.	Mesa, Ariz./Fork Union
9	Tyrin Summers	WR	5-9	185	Sr.	Clewiston, Fla./Cincinnati	57	Kam Jones	LB	5-11	225	Jr.	Gwinnett, Ga./Louisville
10	Tyler Walker	WR	6-1	180	Fr.	Moultrie, Ga./Colquitt County	58	Cooper Lewis	DL	6-3	230	Fr.	Soddy Daisy, Tenn./Baylor School
11	Tyron Amett	WR	6-1	185	Jr.	Belle Glade, Fla./Western Michigan	59	Trenton Boshers	LS	6-3	205	So.	Columbia, Tenn./Columbia Academy
12	Reginald Henderson	WR	6-2	205	Sr.	Belle Glade, Fla./MTSU	60	Victor Ulmo	K	5-8	200	Sr.	Chattanooga, Tenn./Baylor School
13	Kohl Henke	LB	6-2	210	So.	Chattanooga, Tenn./Boyd Buchanan	61	Gabe Boring	P	5-11	170	Jr.	Pikeville, Tenn./Bledsoe County
14	Jordan Jones	DB	5-10	175	Sr.	Smyrna, Tenn./Smyrna	62	Aaron Sears	K	5-9	160	Fr.	Murfreesboro, Tenn./Arkansas State
15	Kameron Brown	DB	5-11	185	So.	Mobile, Ala./Theodore	63	Riley Bodine	OL	6-0	275	So.	Signal Mountain, Tenn./Tennessee Tech
15	Tavian Kinnard	WR	6-0	180	So.	Nashville, Tenn./Ensworth	64	Reid Williams	OL	6-2	275	Fr.	Ringgold, Ga./Ringgold
16	Ty Gossett	TE	6-3	225	Fr.	Asheville, N.C./Jireh Prep	65	Josh Headlee	OL	6-4	285	So.	Boone, N.C./Appalachian State
17	Chris James	TE	6-3	220	Sr.	Ellijay, Ga./Hutchinson (Kan.) CC	67	Noah Ramsey	OL	6-3	295	Sr.	Dalton, Ga./Louisiana-Monroe
18	Cole Copeland	QB	6-4	205	Jr.	Cleveland, Tenn./Bradley Central	69	Cole Strange	OL	6-5	290	Sr.	Knoxville, Tenn./Farragut
19	Bryce Nunnelly	WR	6-2	190	Sr.	Cleveland, Tenn./Walker Valley	70	Bryce Coulson	LS	6-3	275	Sr.	Brisbane, Australia/Eastern Illinois
20	Kayne Roberts	LB	6-2	220	Jr.	Greenback, Tenn./North Carolina	71	Brock Bethea	OL	6-5	315	Fr.	Pinson, Ala./Clay-Chalkville
21	D.J. Jackson	DB	6-1	185	Sr.	Fort White, Fla./Fort White	72	Haze Solomon	OL	6-7	230	Fr.	Athens, Ala./East Limestone
22	Lance Jackson	RB	5-10	185	Fr.	Norcross, Ga./Norcross	73	Cameron Perry	OL	6-5	250	Fr.	Byron, Ga./Peach County
23	Tyrell Price	RB	6-0	220	Sr.	Abbeville, Miss./East Mississippi CC	74	Colin Truett	OL	6-3	275	So.	Lebanon, Ohio/Cincinnati
24	Lucas Brown, Jr.	ATH	6-1	180	Fr.	Chattanooga, Tenn./Red Bank	75	Harrison Moon	OL	6-5	290	Sr.	Signal Mountain, Tenn./Mississippi State
24	Darius Clark	DB	5-8	150	So.	Clarksville, Tenn./Kenwood	76	Sam Hall	OL	6-6	255	Fr.	Logan, Ohio/Logan
25	Alec Boruff	DB	6-1	185	Fr.	Knoxville, Tenn./Webb School	80	Cody Clevenger	WR	5-10	185	Fr.	Lenoir City, Tenn./Lenoir City
25	Jahmar Quandt	WR	6-2	165	Jr.	St. Thomas, U.S. Virgin Islands/Naropa	80	Evan Walker	DB	6-3	195	Jr.	Trion, Ga./Walters State CC
26	Jamoi Mayes	WR	5-11	190	Fr.	Griffin, Ga./Griffin	81	Andrew Manning	WR	6-2	195	So.	Chattanooga, Tenn./Ooltewah
27	Jerrell Lawson	DB	6-2	195	Sr.	Brundridge, Ala./Pike County	82	Travon Jones	TE	6-5	205	Fr.	McDonough, Ga./Fork Union
28	Jordan Walker	DB	6-3	190	Fr.	Lafayette, Ala./Lafayette	83	Jordan Giberti	TE	6-3	240	Sr.	Gainesville, Fla./Tennessee Tech
29	Shamar Sandgren	WR	6-1	175	Fr.	Savannah, Ga./Islands	84	Gage Upshaw	TE	6-3	235	Jr.	Chattanooga, Tenn./Air Force Prep
30	Jay Person	LB	6-2	230	So.	Cleveland, Tenn./Appalachian State	85	Jay Gibson	TE	6-5	255	So.	Cleveland, Tenn./McCallie
31	Bo Spearman	LB	6-0	210	Fr.	Irondale, Ala./Shades Valley	86	Avery Williams	WR	6-1	175	Fr.	Brentwood, Tenn./Brentwood
32	Ailym Ford	RB	5-9	205	So.	Florence, S.C./West Florence	87	Travion Williams	WR	6-1	190	Fr.	Signal Mountain, Tenn./Tennessee Tech
33	Zay Brown	DB	6-0	205	Jr.	Athens, Ga./South Carolina	88	Jwan Tyus	TE	6-4	220	Jr.	Verbena, Ala./Verbena
34	Daniel Brent	LB	6-1	190	Fr.	Madison, Ala./Madison Academy	89	Cameron West	DL	6-2	245	So.	Manchester, Tenn./Coffey County
35	Christian Martin	TE	6-4	250	Fr.	Chattanooga, Tenn./Baylor School	90	Devonnsa Maxwell	DL	6-2	275	Jr.	Valdosta, Ga./Valdosta
36	Christian Snyder	LB	6-1	220	Jr.	Spring Hill, Tenn./Summit	91	Dantrell Barkley	DL	6-4	285	Sr.	Kannapolis, N.C./Charlotte
37	Jelen Lee	DB	6-0	175	Fr.	Florence, Ala./Florence	92	Giovanni Reviere	DL	6-5	270	Jr.	Chattanooga, Tenn./Purdue
38	Austin Collier	DL	6-0	230	Jr.	Nashville, Tenn./Bethel	94	Marlon Taylor	DL	6-3	275	Fr.	Brunswick, Ga./Glynn Academy
39	Luke Grant	WR	5-11	185	So.	Ringgold, Ga./Mars Hill	95	John Prince	DL	6-2	230	Fr.	Stockbridge, Ga./Stockbridge
41	Montez Wilson	DL	6-3	230	Sr.	Alexandria, Va./Rhode Island	97	Tavi McLean	DL	6-3	270	So.	Lewisburg, Tenn./Marshall County
42	Justin Sanders	LB	6-0	205	Fr.	Atlanta, Ga./North Atlanta	98	Christian Smith	DL	6-2	295	Jr.	Trussville, Ala./Tennessee Tech
43	Torrez Finney	DL	5-8	230	Sr.	Macon, Ga./Jones County	99	Evan Brown	DL	6-4	250	Fr.	Trenton, Ohio/Edgewood

#SoConFB



CHATTANOOGA DEFENSIVE LINEMAN DEVONNSHA MAXWELL

CHATTANOOGA MOCS

Basic information

Location: Chattanooga, Tenn.
 Founded: 1886
 Enrollment: 11,667
 Nickname: Mocs
 Colors: Navy, Old Gold and Silver
 Chancellor: Dr. Steve Angle
 Director of athletics: Mark Wharton
 Stadium: Finley Stadium
 Capacity: 20,668

Media relations

Football contact: Jay Blackman
 Email: jay-blackman@utc.edu
 Office: 423-425-5292
 Cell: 423-598-6953
 Press box phone: 423-757-9322
 Website: GoMocs.com

Team information

2019 record: 6-6
 SoCon record: 5-3 (3rd)
 Home: 4-2
 Away: 2-4
 Lettermen returning/lost: 51/19
 Off. starters returning/lost: 9/2
 Def. starters returning/lost: 8/3
 Specialists returning/lost: 2/1
 Basic offense: Multiple
 Basic defense: Multiple



Jay Blackman
Football SID

SoCon titles (7)

1977, 1978, 1979, 1984, 2013, 2014, 2015

FCS Playoff appearances (4)

1984, 2014, 2015, 2016

2020-21 SCHEDULE

Oct. 24 (4 p.m.)
at Western Kentucky
(ESPN3)



April 3 (TBA)
at Western Carolina*
(ESPN+)



Feb. 20 (12 p.m.)
VMI*
(ESPN+)



April 10 (12 p.m.)
Samford*
(ESPN+)



Feb. 27 (12 p.m.)
Wofford*
(ESPN+)



April 17 (TBA)
at ETSU*
(ESPN+)



March 6 (TBA)
at The Citadel*
(ESPN+)



March 20 (TBA)
at Furman*
(ESPN+)



March 27 (12 p.m.)
Mercer*
(ESPN+)



* Southern Conference game



**CHATTANOOGA WIDE RECEIVER
BRYCE NUNNELLY**



CHATTANOOGA VS. 2020-21 OPPONENTS



CHATTANOOGA RUNNING BACK AILYM FORD

1986	FUR	21-10	Chattanooga, Tenn.
1987	UTC	16-14	Greenville, S.C.
1988	FUR	10-7	Chattanooga, Tenn.
1989	FUR	27-17	Greenville, S.C.
1990	FUR	38-21	Chattanooga, Tenn.
1991	FUR	24-21	Greenville, S.C.
1992	FUR	35-7	Chattanooga, Tenn.
1993	UTC	45-42	Chattanooga, Tenn.
1994	UTC	34-20	Greenville, S.C.
1995	FUR	23-21	Chattanooga, Tenn.
1996	FUR	42-21	Greenville, S.C.
1997	FUR	43-21	Chattanooga, Tenn.
1998	FUR	31-28	Greenville, S.C.
1999	FUR	40-35	Chattanooga, Tenn.
2000	FUR	45-44 (OT)	Greenville, S.C.
2001	FUR	42-10	Chattanooga, Tenn.
2002	FUR	35-7	Greenville, S.C.
2003	FUR	63-21	Chattanooga, Tenn.
2004	FUR	51-31	Greenville, S.C.
2005	FUR	56-35	Chattanooga, Tenn.
2006	FUR	28-22 (OT)	Greenville, S.C.
2007	FUR	28-22	Chattanooga, Tenn.
2008	FUR	35-10	Greenville, S.C.
2009	FUR	38-20	Chattanooga, Tenn.
2010	UTC	36-28	Greenville, S.C.
2011	FUR	14-7	Chattanooga, Tenn.
2012	UTC	31-10	Greenville, S.C.
2013	UTC	31-9	Chattanooga, Tenn.
2014	UTC	45-19	Greenville, S.C.
2015	UTC	31-3	Chattanooga, Tenn.
2016	UTC	21-14	Greenville, S.C.
2017	FUR	41-17	Chattanooga, Tenn.
2018	FUR	16-10	Greenville, S.C.

2019 FUR 35-20 Chattanooga, Tenn.

Chattanooga 20, Mercer 9, 1 tie

At MER: MER leads 6-4

At UTC: UTC leads 16-3-1

Drew Cronic vs. UTC: 0-0

Rusty Wright vs. MER: 1-0

Last MER win: 13-9 in 2018

Last UTC win: 34-17 in 2019

Longest MER streak: 2 (1923-24; 1932-33; 2017-18)

Longest UTC streak: 8 (1935-2014)

Last 10 meetings: UTC leads 7-3

Current streak: UTC has won one

Largest MER win: 33-0 in 1924

Largest UTC win: 49-0 in 1916

Year	Winner	Score	Site
1909	MER	10-2	Macon, Ga.
1910	UTC	6-0	Macon, Ga.
1914	UTC	16-0	Macon, Ga.
1915	UTC	20-6	Chattanooga, Tenn.
1916	UTC	49-0	Chattanooga, Tenn.
1920	UTC	20-0	Chattanooga, Tenn.
1921	MER	18-0	Macon, Ga.
1922	UTC	13-6	Chattanooga, Tenn.
1923	MER	18-3	Macon, Ga.
1924	MER	33-0	Macon, Ga.
1925	UTC	12-7	Chattanooga, Tenn.
1929	UTC	7-0	Macon, Ga.
1930	UTC	8-6	Chattanooga, Tenn.
1931	UTC	27-19	Chattanooga, Tenn.
1932	MER	25-0	Chattanooga, Tenn.
1933	MER	7-0	Chattanooga, Tenn.
1934	Tie	13-13	Chattanooga, Tenn.

1935	UTC	12-7	Chattanooga, Tenn.
1936	UTC	6-0	Chattanooga, Tenn.
1937	UTC	19-7	Chattanooga, Tenn.
1938	UTC	9-7	Chattanooga, Tenn.
1939	UTC	21-18	Chattanooga, Tenn.
1940	UTC	20-6	Chattanooga, Tenn.
1941	UTC	40-13	Chattanooga, Tenn.
2014	UTC	38-31	Chattanooga, Tenn.
2015	MER	17-14	Macon, Ga.
2016	UTC	52-31	Chattanooga, Tenn.
2017	MER	30-10	Macon, Ga.
2018	MER	13-9	Chattanooga, Tenn.
2019	UTC	34-17	Macon, Ga.

Chattanooga 29, Western Carolina 17

At UTC: UTC leads 16-6

At WCU: UTC leads 13-11

Rusty Wright vs. WCU: 1-0

Mark Speir vs. UTC: 1-7

Last UTC win: 60-36 in 2019

Last WCU win: 45-7 in 2017

Longest UTC streak: 8 (2009-16)

Longest WCU streak: 4 (1991-94)

Last 10 meetings: UTC leads 9-1

Current streak: UTC has won two

Largest UTC win: 51-0 in 2014

Largest WCU win: 53-15 in 1994; 45-7 in 2017

Year	Winner	Score	Site
1973	WCU	14-0	Cullowhee, N.C.
1975	UTC	27-6	Chattanooga, Tenn.
1976	UTC	28-14	Cullowhee, N.C.
1977	UTC	21-10	Cullowhee, N.C.
1978	WCU	31-21	Chattanooga, Tenn.
1979	UTC	42-35	Cullowhee, N.C.
1980	UTC	39-14	Chattanooga, Tenn.
1981	WCU	24-10	Cullowhee, N.C.
1982	WCU	20-0	Cullowhee, N.C.
1983	WCU	25-15	Cullowhee, N.C.
1984	UTC	10-6	Chattanooga, Tenn.
1985	UTC	23-3	Cullowhee, N.C.
1986	UTC	34-7	Chattanooga, Tenn.
1987	UTC	13-11	Cullowhee, N.C.
1988	UTC	19-14	Chattanooga, Tenn.
1989	WCU	26-20	Cullowhee, N.C.
1990	UTC	23-21	Chattanooga, Tenn.
1991	WCU	27-24	Cullowhee, N.C.
1992	WCU	44-13	Chattanooga, Tenn.
1993	WCU	41-10	Chattanooga, Tenn.
1994	WCU	53-15	Cullowhee, N.C.
1995	UTC	35-14	Chattanooga, Tenn.
1996	UTC	20-6	Cullowhee, N.C.
1997	UTC	24-21	Chattanooga, Tenn.
1998	WCU	24-21	Cullowhee, N.C.
1999	UTC	56-28	Chattanooga, Tenn.
2000	WCU	41-36	Cullowhee, N.C.
2001	WCU	21-3	Chattanooga, Tenn.
2002	WCU	45-28	Cullowhee, N.C.
2003	UTC	38-0	Chattanooga, Tenn.
2004	UTC	27-24	Cullowhee, N.C.
2005	WCU	38-20	Chattanooga, Tenn.
2006	UTC	20-17 (OT)	Cullowhee, N.C.
2007	UTC	39-21	Chattanooga, Tenn.
2008	WCU	27-7	Cullowhee, N.C.
2009	UTC	24-20	Chattanooga, Tenn.
2010	UTC	27-21	Cullowhee, N.C.
2011	UTC	51-7	Chattanooga, Tenn.
2012	UTC	45-24	Cullowhee, N.C.
2013	UTC	42-21	Chattanooga, Tenn.
2014	UTC	51-0	Cullowhee, N.C.



CHATTANOOGA

CHATTANOOGA VS. 2020-21 OPPONENTS

2015	UTC	41-13	Chattanooga, Tenn.
2016	UTC	38-25	Cullowhee, N.C.
2017	WCU	45-7	Chattanooga, Tenn.
2018	UTC	26-6	Cullowhee, N.C.
2019	UTC	60-36	Chattanooga, Tenn.

Chattanooga 32, Samford 10, 3 ties

At SAM: UTC leads 10-5

At UTC: UTC leads 22-5-2

At neutral sites: Series tied 0-0-1

Chris Hatcher vs. UTC: 2-6 (2-1 GSU, 0-5 SAM)

Rusty Wright vs. SAM: 1-0

Last SAM win: 17-14 (OT) in 2013

Last UTC win: 35-27 in 2019

Longest SAM streak: 2, three times

Longest UTC streak: 8 (1964-01)

Last 10 meetings: UTC leads 9-1

Current streak: UTC has won six

Largest SAM win: 63-0 in 1906

Largest UTC win: 56-0 in 1910

Year	Winner	Score	Site
1906	SAM	63-0	Birmingham, Ala.
1907	SAM	21-7	Chattanooga, Tenn.
1907	UTC	29-0	Chattanooga, Tenn.
1909	Tie	0-0	Chattanooga, Tenn.
1910	UTC	56-0	Chattanooga, Tenn.
1914	UTC	14-0	Chattanooga, Tenn.
1921	UTC	26-3	Chattanooga, Tenn.
1923	Tie	0-0	Chattanooga, Tenn.
1924	SAM	28-0	Chattanooga, Tenn.
1925	SAM	3-0	Birmingham, Ala.
1926	UTC	23-0	Chattanooga, Tenn.
1928	UTC	14-0	Birmingham, Ala.
1929	UTC	20-14	Chattanooga, Tenn.
1930	UTC	13-9	Chattanooga, Tenn.
1931	UTC	14-0	Chattanooga, Tenn.
1932	UTC	19-0	Birmingham, Ala.
1936	UTC	6-0	Chattanooga, Tenn.
1937	SAM	6-0	Birmingham, Ala.
1938	UTC	13-6	Chattanooga, Tenn.
1939	SAM	33-14	Birmingham, Ala.
1940	UTC	28-0	Chattanooga, Tenn.
1941	Tie	7-7	Anniston, Ala.
1945	UTC	47-7	Chattanooga, Tenn.
1962	SAM	22-12	Chattanooga, Tenn.
1964	UTC	28-13	Chattanooga, Tenn.
1965	UTC	25-10	Chattanooga, Tenn.
1967	UTC	28-0	Birmingham, Ala.
1968	UTC	40-7	Chattanooga, Tenn.
1998	UTC	23-13	Chattanooga, Tenn.
1999	UTC	29-27	Birmingham, Ala.
2000	UTC	23-6	Chattanooga, Tenn.
2001	UTC	28-14	Birmingham, Ala.
2003	SAM	31-23	Chattanooga, Tenn.
2008	SAM	30-7	Chattanooga, Tenn.
2009	UTC	14-7	Birmingham, Ala.
2010	UTC	48-14	Chattanooga, Tenn.
2011	UTC	24-9	Birmingham, Ala.
2012	UTC	20-13	Chattanooga, Tenn.
2013	SAM	17-14 (OT)	Birmingham, Ala.
2014	UTC	38-24	Chattanooga, Tenn.
2015	UTC	31-21	Birmingham, Ala.
2016	UTC	41-21	Chattanooga, Tenn.
2017	UTC	23-21	Birmingham, Ala.
2018	UTC	27-20	Chattanooga, Tenn.
2019	UTC	35-27	Birmingham, Ala.

Chattanooga 23, ETSU 19, 1 tie

At ETSU: ETSU leads 11-8-1

At UTC: UTC leads 15-8
Randy Sanders vs. UTC: 1-1
Rusty Wright vs. ETSU: 1-0
Last ETSU win: 17-14 in 2018
Last UTC win: 16-13 in 2019
Longest ETSU streak: 5 (1992-96)
Longest UTC streak: 4 (1980-83)
Last 10 meetings: Series tied 5-5
Current streak: UTC has won one
Largest ETSU win: 68-7 in 2003
Largest UTC win: 37-7 in 2016

Year	Winner	Score	Site
1961	UTC	27-6	Chattanooga, Tenn.
1962	UTC	14-13	Chattanooga, Tenn.
1963	ETSU	27-22	Chattanooga, Tenn.
1964	UTC	7-0	Chattanooga, Tenn.
1965	Tie	7-7	Johnson City, Tenn.
1967	UTC	15-14	Johnson City, Tenn.
1968	UTC	16-6	Chattanooga, Tenn.
1969	ETSU	17-13	Chattanooga, Tenn.
1970	ETSU	21-17	Johnson City, Tenn.
1971	UTC	28-14	Chattanooga, Tenn.
1972	ETSU	35-0	Johnson City, Tenn.
1973	UTC	26-21	Chattanooga, Tenn.
1975	UTC	21-13	Johnson City, Tenn.
1976	UTC	23-14	Chattanooga, Tenn.
1979	ETSU	35-0	Johnson City, Tenn.
1980	UTC	26-14	Chattanooga, Tenn.
1981	UTC	17-0	Johnson City, Tenn.
1982	UTC	27-6	Chattanooga, Tenn.
1983	UTC	13-10	Johnson City, Tenn.

1984	ETSU	12-0	Chattanooga, Tenn.
1985	UTC	12-0	Johnson City, Tenn.
1986	ETSU	18-17	Chattanooga, Tenn.
1987	ETSU	34-14	Johnson City, Tenn.
1988	UTC	33-10	Chattanooga, Tenn.
1989	ETSU	24-23	Chattanooga, Tenn.
1990	UTC	22-3	Chattanooga, Tenn.
1991	UTC	43-26	Johnson City, Tenn.
1992	ETSU	27-24	Chattanooga, Tenn.
1993	ETSU	21-0	Johnson City, Tenn.
1994	ETSU	30-13	Chattanooga, Tenn.
1995	ETSU	38-9	Johnson City, Tenn.
1996	ETSU	28-24	Chattanooga, Tenn.
1997	UTC	17-14	Johnson City, Tenn.
1998	UTC	10-7	Chattanooga, Tenn.
1999	ETSU	28-14	Johnson City, Tenn.
2000	ETSU	24-22	Chattanooga, Tenn.
2001	ETSU	32-10	Johnson City, Tenn.
2002	UTC	27-10	Chattanooga, Tenn.
2003	ETSU	68-7	Johnson City, Tenn.
2016	UTC	37-7	Johnson City, Tenn.
2017	UTC	10-3	Chattanooga, Tenn.
2018	ETSU	17-14	Johnson City, Tenn.
2019	UTC	16-13	Chattanooga, Tenn.



CHATTANOOGA DEFENSIVE BACK BRANDON DOWDELL

#SoConFB



CHATTANOOGA YEAR-BY-YEAR

Year	Overall	SoCon	Place	Coach
1929	4 1 3			C.B. Johnson
1904	2 3 0			Walter Hullihen
1905	6 1 0			Walter Hullihen
1906	3 3 0			Arthur Reiber
1907	0 6 0			Sam McAllester
1908	4 4 0			Jones Beene
1909	2 3 1			W.A. Roddick
1910	5 2 1			Leslie Stauffer
1911	3 2 0			Leslie Stauffer
1912	4 4 0			Leslie Stauffer
1913	4 3 0			Leslie Stauffer
1914	5 4 0			Mike Balentine
1915	5 2 2			John Spiel
1916	3 5 0			John Spiel
1917-18	No team			
1919	3 5 1			
1920	3 4 1			Silas Williams
1921	4 6 0			Silas Williams
1922	6 2 1			Bill McAllester
1923	3 4 2			Bill McAllester
1924	1 7 1			Bill McAllester
1925	4 4 0			Frank Thomas
1926	6 2 2			Frank Thomas
1927	8 1 0			Frank Thomas
1928	8 2 0			Frank Thomas
1929	8 2 0			Red Drew
1930	5 3 2			Red Drew
1931	9 2 0			Scrappy Moore
1932	3 6 0			Scrappy Moore
1933	2 2 2			Scrappy Moore
1934	3 3 2			Scrappy Moore
1935	4 3 1			Scrappy Moore
1936	5 2 1			Scrappy Moore
1937	4 3 2			Scrappy Moore
1938	4 5 0			Scrappy Moore
1939	5 2 1			Scrappy Moore
1940	7 1 1			Scrappy Moore
1941	7 1 1			Scrappy Moore
1942	7 4 0			Scrappy Moore
1943-44	No team			
1945	5 3 0			Scrappy Moore
1946	5 5 0			Scrappy Moore
1947	4 6 0			Scrappy Moore
1948	4 5 0			Scrappy Moore
1949	5 4 0			Scrappy Moore
1950	1 9 0			Scrappy Moore
1951	6 5 0			Scrappy Moore
1952	7 3 0			Scrappy Moore
1953	3 7 0			Scrappy Moore
1954	6 4 0			Scrappy Moore
1955	5 4 1			Scrappy Moore
1956	5 4 0			Scrappy Moore
1957	4 5 1			Scrappy Moore
1958	5 5 0			Scrappy Moore
1959	3 7 0			Scrappy Moore
1960	5 5 0			Scrappy Moore
1961	4 6 0			Scrappy Moore
1962	5 5 0			Scrappy Moore
1963	4 6 0			Scrappy Moore
1964	7 3 0			Scrappy Moore
1965	5 4 1			Scrappy Moore
1966	5 5 0			Scrappy Moore
1967	7 3 0			Scrappy Moore
1968	9 1 0			Harold Wilkes
1969	4 6 0			Harold Wilkes
1970	3 8 0			Harold Wilkes
1971	2 9 0			Harold Wilkes
1972	2 9 0			Harold Wilkes
1973	4 7 0			Joe Morrison
1974	4 7 0			Joe Morrison
1975	5 5 1			Joe Morrison
1976	6 4 1			Joe Morrison
1977	9 1 1	4 1 0	t-1st	Joe Morrison
1978	7 3 1	4 1 0	t-1st	Joe Morrison
1979	9 2 0	5 1 0	1st	Joe Morrison
1980	8 3 0	5 2 0	2nd	Bill Oliver
1981	7 3 1	3 2 1	t-4th	Bill Oliver
1982	7 4 0	5 1 0	2nd	Bill Oliver
1983	7 4 0	5 2 0	3rd	Bill Oliver
1984	6 5 0	5 1 0	1st	Buddy Nix
1985	6 5 0	5 2 0	3rd	Buddy Nix
1986	4 7 0	2 4 0	6th	Buddy Nix

Year	Overall	SoCon	Place	Coach
1987	6 5 0	4 3 0	t-3rd	Buddy Nix
1988	4 7 0	3 3 0	5th	Buddy Nix
1989	3 7 1	2 4 1	t-5th	Buddy Nix
1990	6 5 0	4 2 0	3rd	Buddy Nix
1991	7 4 0	4 3 0	t-4th	Buddy Nix
1992	2 9 0	0 7 0	8th	Buddy Nix
1993	4 7 0	2 6 0	8th	Tommy West
1994	3 8 0	2 6 0	t-7th	Buddy Green
1995	4 7 0	2 6 0	t-7th	Buddy Green
1996	3 8 0	2 6 0	t-6th	Buddy Green
1997	7 4 0	4 4 0	t-5th	Buddy Green
1998	5 6 0	4 4 0	4th	Buddy Green
1999	5 6 0	3 5 0	6th	Buddy Green
2000	5 6 0	3 5 0	6th	Donnie Kirkpatrick
2001	3 8 0	1 7 0	t-8th	Donnie Kirkpatrick
2002	2 10 0	2 6 0	t-7th	Donnie Kirkpatrick
2003	3 9 0	3 5 0	t-6th	Rodney Allison
2004	2 9 0	2 5 0	t-5th	Rodney Allison
2005	6 5 0	3 4 0	t-5th	Rodney Allison
2006	3 8 0	2 5 0	t-5th	Rodney Allison
2007	2 9 0	2 5 0	7th	Rodney Allison
2008	1 11 0	0 8 0	9th	Rodney Allison
2009	6 5 0	4 4 0	4th	Russ Huesman
2010	6 5 0	5 3 0	3rd	Russ Huesman
2011	5 6 0	3 5 0	6th	Russ Huesman
2012	6 5 0	5 3 0	t-4th	Russ Huesman
2013	8 4 0	6 2 0	t-1st	Russ Huesman
2014	10 4 0	7 0 0	1st	Russ Huesman
2015	9 4 0	6 1 0	t-1st	Russ Huesman
2016	9 4 0	6 2 0	t-2nd	Russ Huesman
2017	3 8 0	3 5 0	t-6th	Tom Arth
2018	6 5 0	4 4 0	t-5th	Tom Arth
2019	6 6 0	5 3 0	3rd	Rusty Wright
Total	544-538-34	151-158-2		

ALL-TIME UTC COACHES

Coach	Seasons	Years	W	L	T	Pct.
Walter Hullihen	1904-05	2	8	4	0	.667
Arthur Reiber	1906	1	3	3	0	.500
Sam McAllester	1907	1	0	6	0	.000
Jones Beene	1908	1	4	4	0	.500
W.A. Roddick	1909	1	2	3	1	.417
Leslie Stauffer	1910-13	4	16	11	1	.589
Mike Balentine	1914	1	5	4	0	.556
John Spiel	1915-16	2	8	7	2	.529
Silas Williams	1919-21	3	10	15	2	.407
Bill McAllester	1922-23	3	10	13	4	.444
Frank Thomas	1925-28	5	29	9	2	.750
Red Drew	1929-30	2	13	5	2	.700
Scrappy Moore	1931-67	35	170	149	13	.531
Harold Wilkes	1968-72	5	20	33	0	.377
Joe Morrison	1973-79	7	44	29	4	.597
Bill Oliver	1980-83	4	29	14	1	.670
Buddy Nix	1984-92	9	44	54	1	.445
Tommy West	1993	1	4	7	0	.364
Buddy Green	1994-99	6	27	39	0	.409
Donnie Kirkpatrick	2000-02	3	10	24	0	.294
Rodney Allison	2003-08	6	17	51	0	.250
Russ Huesman	2009-16	8	59	37	0	.615
Tom Arth	2017-18	2	9	13	0	.409
Rusty Wright	2019-present	1	6	6	0	.500



FINLEY STADIUM (20,668)



VMI

SCOTT WACHENHEIM HEAD COACH

Alma mater (year): Air Force (1984)
Hometown: Woodland Hills, Calif.
Career record (years): 11-45 (5)
School record (years): Same
SoCon record (years): 6-33 (5)
FCS Playoff appearances: 0



WACHENHEIM'S YEAR-BY-YEAR RECORD

Table with 4 columns: Year, School, SoCon, Overall. Rows for years 2015-2019 and Career (5) record.

2020-21 COACHING STAFF

Tom Clark.....Defensive coordinator/inside linebackers
Billy Cosh.....Offensive coordinator/quarterbacks
Pat Ashford.....Wide receivers
Anthony Davis II.....Running backs
Kyle Jolly.....Offensive line
Pat Kuntz.....Defensive line
Chris Moore.....Tight ends
Marshall Roberts.....Secondary
Kendrick Scott.....Cornerbacks
Nick Conte.....Kickers/punters/snappers

2020-21 ROSTER

2020-21 ROSTER table with columns: No., Name, Pos., Ht., Wt., Cl., Hometown/Previous school. Lists all players for both teams.

#SoConFB



VMI QUARTERBACK REECE UDINSKI

VMI KEYDETS

Basic information

Location: Lexington, Va.
 Founded: 1839
 Enrollment: 1,685
 Nickname: Keydets
 Colors: Red, White and Yellow
 Superintendent: Gen. J.H. Binford Peay III
 Director of athletics: Dr. Dave Diles
 Stadium: Foster Stadium
 Capacity: 10,000

Media relations

Football contact: Wade Branner
 Email: brannerwh@vmi.edu
 Office: 540-464-7515
 Cell: 540-319-1271
 Press box phone: 540-464-7834
 Website: VMIKeydets.com

Team information

2019 record: 5-7
 SoCon record: 4-4 (t-4th)
 Home: 3-3
 Away: 2-4
 Lettermen returning/lost: 61/34
 Off. starters returning/lost: 7/4
 Def. starters returning/lost: 6/5
 Specialists returning/lost: 1/2
 Basic offense Air raid
 Basic defense 3-4



Wade Branner
Football SID

SoCon titles (7)

1951, 1957, 1959, 1960, 1962, 1974, 1977

FCS Playoff appearances (0)

2020-21 SCHEDULE

Feb. 20 (12 p.m.)
at Chattanooga*
(ESPN+)



April 3 (TBA)
ETSU*
(ESPN+)



Feb. 27 (TBA)
Furman*
(ESPN+)



April 17 (TBA)
The Citadel*
(ESPN+)



March 6 (TBA)
at Western Carolina*
(ESPN+)



March 13 (TBA)
Mercer*
(ESPN+)



March 20 (TBA)
at Samford*
(ESPN+)




March 27 (TBA)
at Wofford*
(ESPN+)



* Southern Conference game



**VMI DEFENSIVE BACK
A.J. SMITH**



2019 INDIVIDUAL STATISTICS

2019 TEAM STATISTICS

Table with 3 columns: TEAM STATISTICS, VMI, OPP. Rows include SCORING, FIRST DOWNS, RUSHING YARDAGE, PASSING YARDAGE, KICK RETURNS, PUNT RETURNS, FUMBLES-LOST, PENALTIES, PUNTS, SACKS BY-YARDS, MISC YARDS, TOUCHDOWNS SCORED, FIELD GOALS-ATTEMPTS, ON-SIDE KICKS, RED-ZONE SCORES, RED-ZONE TOUCHDOWNS, PAT-ATTEMPTS, ATTENDANCE, GAMES/AVG PER GAME.

SCORE BY QUARTERS table with columns: 1st, 2nd, 3rd, 4th, OT, Total. Rows for VMI and Opponents.

RUSHING table with columns: GP, Att, Gain, Loss, Net, Avg, TD, Long, Avg/G. Rows for Alex Ramsey, Korey Bridy, Chima Kpaduwa, Javeon Lara, Seth Morgan, Tyain Smith, Devin Carper, Leroy Thomas, Rohan Martin, Chance Newman, TEAM, Reece Udinski, Total, Opponents.

PASSING table with columns: GP, Effic, Cmp-Att-Int, Pct, Yards, TD, Long, Avg/G. Rows for Reece Udinski, Chance Newman, Seth Morgan, Leroy Thomas, Max Brimigion, Jakob Herres, Reed King, TEAM, Total, Opponents.

RECEIVING table with columns: G, No., Yds, Avg, TD, Lg, Avg/G. Rows for Jakob Herres, Leroy Thomas, Javeon Lara, Alex Ramsey, Rohan Martin, Max Brimigion, Korey Bridy, Colby Rider, Michael Jackson, C. Owens, Tyain Smith, Reece Udinski, Jack Causin, Total, Opponents.

PUNT RETURNS table with columns: No., Yards, Avg, TD, Long. Rows for Rohan Martin, C. Owens, Aljareek Malry, Devin Carper, Max Brimigion, Carter Johnson, Total, Opponents.

INTERCEPTIONS table with columns: No., Yards, Avg, TD, Long. Rows for A.J. Smith, Kaleb Tucker, Riuq Trotman, Will Buntun, Josh Saratt, Warren Dabney, Total, Opponents.

KICK RETURNS table with columns: No., Yards, Avg, TD, Long. Rows for Korey Bridy, Michael Jackson, Leroy Thomas, Rohan Martin, DJ Dennis, Chima Kpaduwa, Devin Carper, Tyain Smith, Total, Opponents.

TACKLES table with columns: GP, Solo, Ast, Total, TFL/Yds, Sacks/Yds. Rows for Elliott Brewster, Ethan Caselberry, Jarrod Richmond, A.J. Smith, Aljareek Malry, Riuq Trotman, Liam Kauthen.

ALL PURPOSE table with columns: GP, Rush, Rcv, PR, KR, IR, Total, Avg/G. Rows for Alex Ramsey, Korey Bridy, Jakob Herres, Javeon Lara, Leroy Thomas, Total, Opponents.

FIELD GOALS table with columns: Made-Att, Pct, 01-19, 20-29, 30-39, 40-49, 50-99, Long, Blkd. Rows for Grant Clemons.

Table with columns: Name, TD, FGs, Kick, Rush, Rcv, Pass, DXP, Saf, Pts. Rows for Kaleb Tucker, Jordan Ward, Tyren Cloyd, Total, Opponents.

SCORING table with columns: Name, TD, FGs, Kick, Rush, Rcv, Pass, DXP, Saf, Pts. Rows for Alex Ramsey, Grant Clemons, Jakob Herres, Javeon Lara, Leroy Thomas, Colby Rider, Seth Morgan, Jarrod Richmond, Chima Kpaduwa, Rohan Martin, Carter Johnson, Max Brimigion, Aljareek Malry, Camden Murphy, Reed King, Reece Udinski, Total, Opponents.

TOTAL OFFENSE table with columns: GP, Plays, Rush, Pass, Total, Avg/G. Rows for Reece Udinski, Alex Ramsey, Korey Bridy, Chance Newman, Chima Kpaduwa, Leroy Thomas, Seth Morgan, Javeon Lara, Jakob Herres, Max Brimigion, Tyain Smith, Devin Carper, TEAM, Total, Opponents.

PUNTING table with columns: No., Yds, Avg, Long, TB, FC, I20, Blkd. Rows for Reece Udinski, Total, Opponents.

KICKOFFS table with columns: No., Yds, Avg, TB, OB Retn, Net, YdLn. Rows for Grant Clemons, Camden Murphy, Total, Opponents.

#SoConFB



VMI VS. 2020-21 OPPONENTS

Chattanooga 17, VMI 8, 1 tie

At UTC: UTC leads 9-3-1

At VMI: UTC leads 8-5

Rusty Wright vs. VMI: 0-1

Scott Wachenheim vs. UTC: 1-4

Last UTC win: 34-27 in 2018

Last VMI win: 31-24 in 2019

Longest UTC streak: 5 (1980-87; 2014-18)

Longest VMI streak: 2 (1992-93; 1995-96; 2001-02)

Last 10 meetings: UTC leads 7-3

Current streak: VMI has won one

Largest UTC win: 63-7 in 2017

Largest VMI win: 17-0 in 1972

Year	Winner	Score	Site
1971	UTC	31-8	Lexington, Va.
1972	VMI	17-0	Chattanooga, Tenn.
1980	UTC	55-10	Lexington, Va.
1983	UTC	23-6	Chattanooga, Tenn.
1984	UTC	35-0	Lexington, Va.
1985	UTC	54-7	Chattanooga, Tenn.
1987	UTC	31-0	Lexington, Va.
1989	Tie	14-14	Chattanooga, Tenn.
1991	UTC	50-14	Chattanooga, Tenn.
1992	VMI	37-34 (OT)	Lexington, Va.
1993	VMI	35-29 (OT)	Lexington, Va.
1994	UTC	49-14	Chattanooga, Tenn.
1995	VMI	17-12	Lexington, Va.
1996	VMI	28-14	Chattanooga, Tenn.
1997	UTC	27-24	Lexington, Va.
1998	UTC	45-7	Chattanooga, Tenn.
1999	UTC	27-0	Lexington, Va.
2000	UTC	27-14	Chattanooga, Tenn.
2001	VMI	19-16	Lexington, Va.
2002	VMI	35-31	Chattanooga, Tenn.
2014	UTC	55-7	Chattanooga, Tenn.
2015	UTC	33-27	Lexington, Va.
2016	UTC	30-12	Chattanooga, Tenn.
2017	UTC	63-7	Lexington, Va.
2018	UTC	34-27	Chattanooga, Tenn.
2019	VMI	31-24	Lexington, Va.

Furman 28, VMI 9

At FUR: FUR leads 16-3

At VMI: FUR leads 12-6

Clay Hendrix vs. VMI: 3-0

Scott Wachenheim vs. FUR: 0-5

Last FUR win: 60-21 in 2019

Last VMI win: 31-15 in 2014

Longest FUR streak: 21 (1980-02)

Longest VMI streak: 5 (1974-79)

Last 10 meetings: FUR leads 9-1

Current streak: FUR has won five

Largest FUR win: 58-0 in 1999; 65-7 in 2001

Largest VMI win: 31-7 in 1972

Year	Winner	Score	Site
1946	VMI	26-7	Greenville, S.C.
1970	VMI	13-0	Lexington, Va.
1971	FUR	14-0	Greenville, S.C.
1972	VMI	31-7	Lexington, Va.
1973	FUR	19-13	Greenville, S.C.
1974	VMI	7-0	Lexington, Va.
1975	VMI	13-10	Greenville, S.C.
1976	VMI	17-3	Lexington, Va.
1977	VMI	31-28	Greenville, S.C.
1979	VMI	21-20	Lexington, Va.
1980	FUR	21-16	Greenville, S.C.
1981	FUR	33-21	Lexington, Va.
1982	FUR	38-3	Greenville, S.C.
1983	FUR	49-0	Lexington, Va.

1986	FUR	34-3	Lexington, Va.
1987	FUR	38-0	Greenville, S.C.
1988	FUR	31-13	Greenville, S.C.
1989	FUR	30-6	Lexington, Va.
1990	FUR	51-22	Greenville, S.C.
1991	FUR	46-28	Lexington, Va.
1992	FUR	41-13	Greenville, S.C.
1993	FUR	24-0	Greenville, S.C.
1994	FUR	28-11	Lexington, Va.
1995	FUR	55-24	Greenville, S.C.
1996	FUR	31-14	Lexington, Va.
1997	FUR	35-14	Greenville, S.C.
1998	FUR	51-14	Lexington, Va.
1999	FUR	58-0	Greenville, S.C.
2000	FUR	35-21	Lexington, Va.
2001	FUR	65-7	Greenville, S.C.
2002	FUR	55-28	Lexington, Va.
2014	VMI	31-15	Lexington, Va.
2015	FUR	24-21	Greenville, S.C.
2016	FUR	24-10	Lexington, Va.
2017	FUR	42-10	Greenville, S.C.
2018	FUR	49-13	Lexington, Va.
2019	FUR	60-21	Greenville, S.C.

Western Carolina 23, VMI 3

At VMI: WCU leads 10-3

At WCU: WCU leads 13-0

Scott Wachenheim vs. WCU: 0-5

Mark Speir vs. VMI: 6-0

Last VMI win: 27-25 in 1991

Last WCU win: 43-35 in 2019

Longest VMI streak: 1 (1981, 1988, 1991)

Longest WCU streak: 17 (1992-19)

Last 10 meetings: WCU leads 10-0

Current streak: WCU has won 17

Largest VMI win: 21-14 in 1981

Largest WCU win: 40-2 in 1999

Year	Winner	Score	Site
1978	WCU	41-12	Lexington, Va.
1980	WCU	16-14	Cullowhee, N.C.
1981	VMI	21-14	Lexington, Va.
1984	WCU	22-16	Lexington, Va.
1985	WCU	35-30	Cullowhee, N.C.
1986	WCU	34-0	Cullowhee, N.C.
1988	VMI	24-20	Lexington, Va.
1990	WCU	28-20	Cullowhee, N.C.
1991	VMI	27-25	Lexington, Va.
1992	WCU	28-25	Cullowhee, N.C.
1993	WCU	38-14	Cullowhee, N.C.
1994	WCU	33-7	Lexington, Va.
1995	WCU	31-14	Cullowhee, N.C.
1996	WCU	28-14	Lexington, Va.
1997	WCU	24-0	Cullowhee, N.C.
1998	WCU	39-17	Lexington, Va.
1999	WCU	40-2	Cullowhee, N.C.
2000	WCU	41-31	Lexington, Va.
2001	WCU	44-17	Cullowhee, N.C.
2002	WCU	35-23	Lexington, Va.
2014	WCU	42-27	Cullowhee, N.C.
2015	WCU	24-20	Lexington, Va.
2016	WCU	32-29	Cullowhee, N.C.
2017	WCU	26-7	Lexington, Va.



VMI DEFENSIVE LINEMAN JORDAN WARD



VMI VS. 2020-21 OPPONENTS

2018	WCU	52-50	Cullowhee, N.C.
2019	WCU	43-35	Lexington, Va.

Mercer 5, VMI 1

At MER: MER leads 2-1

At VMI: MER leads 3-0

Drew Cronin vs. VMI: 0-0

Scott Wachenheim vs. MER: 1-4

Last MER win: 34-27 in 2019

Last VMI win: 28-21 in 2015

Longest MER streak: 4 (2016-19)

Longest VMI streak: 1 (2015)

Last 10 meetings: MER leads 5-1

Current streak: MER has won four

Largest MER win: 49-14 in 2017

Largest VMI win: 28-21 in 2015

Year	Winner	Score	Site
2014	MER	27-24	Lexington, Va.
2015	VMI	28-21	Macon, Ga.
2016	MER	33-30 (OT)	Lexington, Va.
2017	MER	49-14	Macon, Ga.
2018	MER	48-38	Lexington, Va.
2019	MER	34-27	Macon, Ga.

Samford 6, VMI 1

At SAM: SAM leads 2-0

At VMI: SAM leads 4-1

Chris Hatcher vs. VMI: 4-1

Scott Wachenheim vs. SAM: 1-4

Last SAM win: 73-22 in 2018

Last VMI win: 48-41 (OT) in 2019

Longest SAM streak: 6 (2001-18)

Longest VMI streak: 1 (2019)

Last 10 meetings: SAM leads 6-1

Current streak: VMI has won one

Largest SAM win: 73-22 in 2018

Largest VMI win: 48-41 (OT) in 2019

Year	Winner	Score	Site
2001	SAM	46-28	Lexington, Va.
2014	SAM	63-21	Lexington, Va.
2015	SAM	49-13	Lexington, Va.
2016	SAM	55-21	Birmingham, Ala.
2017	SAM	26-7	Lexington, Va.
2018	SAM	73-22	Birmingham, Ala.
2019	VMI	48-41 (OT)	Lexington, Va.

Wofford 13, VMI 10

At VMI: VMI leads 10-5

At WOF: WOF leads 8-0

Scott Wachenheim vs. WOF: 0-5

Josh Conklin vs. VMI: 2-0

Last VMI win: 27-16 in 2002

Last WOF win: 51-36 in 2019

Longest VMI streak: 9 (1924-92)

Longest WOF streak: 8 (2004-19)

Last 10 meetings: WOF leads 9-1

Current streak: WOF has won eight

Largest VMI win: 37-0 in 1927

Largest WOF win: 55-10 in 1999; 59-14 in 2001, 2018

Year	Winner	Score	Site
1924	VMI	33-0	Lexington, Va.
1925	VMI	9-0	Lexington, Va.
1926	VMI	20-0	Lexington, Va.
1927	VMI	37-0	Lexington, Va.
1936	VMI	19-0	Lexington, Va.
1951	VMI	29-6	Lexington, Va.
1987	VMI	27-11	Lexington, Va.
1988	VMI	18-17	Lexington, Va.
1992	VMI	44-13	Lexington, Va.



VMI WIDE RECEIVER JAKOB HERRES

1997	WOF	23-13	Spartanburg, S.C.	1983	VMI	24-12	Lexington, Va.
1998	WOF	42-20	Lexington, Va.	1985	VMI	23-19	Lexington, Va.
1999	WOF	55-10	Spartanburg, S.C.	1986	ETSU	31-20	Johnson City, Tenn.
2000	WOF	45-28	Lexington, Va.	1987	VMI	20-13	Lexington, Va.
2001	WOF	59-14	Spartanburg, S.C.	1988	ETSU	26-10	Johnson City, Tenn.
2002	VMI	27-16	Lexington, Va.	1989	ETSU	17-16	Lexington, Va.
2004	WOF	19-18	Lexington, Va.	1990	VMI	21-20	Johnson City, Tenn.
2005	WOF	38-23	Spartanburg, S.C.	1991	VMI	35-20	Lexington, Va.
2014	WOF	38-3	Spartanburg, S.C.	1992	ETSU	18-16	Johnson City, Tenn.
2015	WOF	41-20	Lexington, Va.	1993	ETSU	10-7	Lexington, Va.
2016	WOF	17-0	Spartanburg, S.C.	1994	ETSU	31-21	Johnson City, Tenn.
2017	WOF	45-14	Lexington, Va.	1995	VMI	37-23	Lexington, Va.
2018	WOF	59-14	Spartanburg, S.C.	1996	ETSU	38-0	Johnson City, Tenn.
2019	WOF	51-36	Lexington, Va.	1997	ETSU	17-7	Lexington, Va.
				1998	ETSU	44-8	Johnson City, Tenn.
				1999	ETSU	26-17	Lexington, Va.
				2000	ETSU	38-3	Johnson City, Tenn.
				2001	ETSU	34-23	Lexington, Va.
				2002	ETSU	35-21	Johnson City, Tenn.
				2016	VMI	37-7	Lexington, Va.
				2017	ETSU	24-6	Johnson City, Tenn.
				2018	ETSU	27-24	Lexington, Va.
				2019	VMI	31-24 (OT)	Johnson City, Tenn.

ETSU 15, VMI 10

At ETSU: ETSU leads 9-3

At VMI: VMI leads 7-6

Randy Sanders vs. VMI: 1-1

Scott Wachenheim vs. ETSU: 2-2

Last ETSU win: 27-24 in 2018

Last VMI win: 31-24 (OT) in 2019

Longest ETSU streak: 7 (1996-02)

Longest VMI streak: 4 (1979-85)

Last 10 meetings: ETSU leads 8-2

Current streak: VMI has won one

Largest ETSU win: 38-0 in 1996

Largest VMI win: 37-7 in 2016

Year	Winner	Score	Site
1979	VMI	24-14	Lexington, Va.
1982	VMI	21-3	Johnson City, Tenn.

The Citadel 42, VMI 31, 2 ties

At CIT: CIT leads 25-11

At VMI: VMI leads 16-12-2

At neutral sites: CIT leads 5-4

Brent Thompson vs. VMI: 3-1

Scott Wachenheim vs. CIT: 1-4

Last CIT win: 34-32 in 2018



VMI VS. 2020-21 OPPONENTS



VMI COACH SCOTT WACHENHEIM

Last VMI win: 34-21 in 2019
Longest CIT streak: 12 (2003-18)
Longest VMI streak: 7, 1950-57
Last 10 meetings: CIT leads 9-1
Current streak: VMI has won one
Largest CIT win: 50-0 in 1992
Largest VMI win: 42-0 in 1954

Table with columns for Year, Winner, Score, Site, and opponent details for VMI from 1920 to 2019.

#SoConFB



WESTERN CAROLINA LINEBACKER TY HARRIS

WESTERN CAROLINA CATAMOUNTS

Basic information

Location: Cullowhee, N.C.
 Founded: 1889
 Enrollment: 12,167
 Nickname: Catamounts
 Colors: Purple and Gold
 Chancellor: Dr. Kelli R. Brown
 Director of athletics: Randy Eaton
 Stadium: E.J. Whitmire Stadium
 Capacity: 13,790

Media relations

Football contact: Daniel Hooker
 Email: dhooker@email.wcu.edu
 Office: 828-227-2339
 Cell: 828-508-2494
 Press box phone: 828-227-2116
 Website: CatamountSports.com

Team information

2019 record: 3-9
 SoCon record: 2-6 (8th)
 Home: 2-4
 Away: 1-5
 Lettermen returning/lost: 46/14
 Off. starters returning/lost: 9/2
 Def. starters returning/lost: 8/3
 Specialists returning/lost: 3/1
 Basic offense... Spread/read option
 Basic defense 4-2-5



Daniel Hooker
Football SID

SoCon titles (0)

FCS Playoff appearances (1)
 1983

2020-21 SCHEDULE

Nov. 14 (2 p.m.)
at Liberty
 (ESPN+)



March 13 (TBA)
The Citadel*
 (ESPN+)



Nov. 21 (3 p.m.)
at Eastern Kentucky
 (ESPN+)



March 20 (TBA)
at Mercer*
 (ESPN+)



Dec. 11 (7 p.m.)
at North Carolina
 (ACC Network)



March 27 (TBA)
at ETSU*
 (ESPN+)



Feb. 20 (TBA)
at Furman*
 (ESPN+)



April 3 (TBA)
Chattanooga*
 (ESPN+)



Feb. 27 (TBA)
at Samford*
 (ESPN+)



April 10 (TBA)
Wofford*
 (ESPN+)



March 6 (TBA)
VMI*
 (ESPN+)



* Southern Conference game



**WESTERN CAROLINA TIGHT END
OWEN COSENKE**



WESTERN CAROLINA

WESTERN CAROLINA VS. 2020-21 OPPONENTS

Liberty 3, Western Carolina 3

At LU: WCU leads 2-1
 At WCU: LU leads 1-2
 Hugh Freeze vs. WCU: 0-0
 Mark Speir vs. LU: 0-0
 Last LU win: 19-16 in 2008
 Last WCU win: 23-3 in 2002
 Longest LU streak: 2 (2006-08)
 Longest WCU streak: 2 (2001-02)
 Last 10 meetings: Series tied 3-3
 Current streak: LU has won two
 Largest LU win: 21-0 in 2006
 Largest WCU win: 63-0 in 2001

Year	Winner	Score	Site
1996	WCU	20-10	Lynchburg, Va.
1997	LU	17-10	Cullowhee, N.C.
2001	WCU	63-0	Cullowhee, N.C.
2002	WCU	23-3	Lynchburg, Va.
2006	LU	21-0	Lynchburg, Va.
2008	LU	19-16	Cullowhee, N.C.

Eastern Kentucky 3, Western Carolina 2

At EKU: EKU leads 2-1
 At WCU: Series tied 1-1
 Walt Wells vs. WCU: 0-0
 Mark Speir vs. EKU: 0-0
 Last EKU win: 45-21 in 2007
 Last WCU win: 24-7 in 2009
 Longest EKU streak: 2 (1988-89)
 Longest WCU streak: 1 (2006, 2009)
 Last 10 meetings: EKU leads 3-2
 Current streak: WCU has won one
 Largest EKU win: 45-21 in 2007
 Largest WCU win: 24-7 in 2009

Year	Winner	Score	Site
1988	EKU	32-14	Cullowhee, N.C.
1989	EKU	31-13	Richmond, Ky.
2006	WCU	20-17	Cullowhee, N.C.
2007	EKU	45-21	Richmond, Ky.
2009	WCU	24-7	Richmond, Ky.

North Carolina 2, Western Carolina 0

At UNC: UNC leads 2-0
 At WCU: N/A
 Mack Brown vs. WCU: 0-1
 Mark Speir vs. UNC: 0-2
 Last UNC win: 49-26 in 2018
 Last WCU win: N/A
 Longest UNC streak: 2 (2017-18)
 Longest WCU streak: N/A
 Last 10 meetings: UNC leads 2-0
 Current streak: UNC has won two
 Largest UNC win: 65-10 in 2017
 Largest WCU win: N/A

Year	Winner	Score	Site
2017	UNC	65-10	Chapel Hill, N.C.
2018	UNC	49-26	Chapel Hill, N.C.

Furman 33, Western Carolina 12, 2 ties

At FUR: FUR leads 17-6-1
 At WCU: FUR leads 16-6-1
 Clay Hendrix vs. WCU: 3-0
 Mark Speir vs. FUR: 2-6
 Last FUR win: 28-7 in 2019
 Last WCU win: 48-10 in 2015
 Longest FUR streak: 8 (2006-13)
 Longest WCU streak: 3 (1992-94)
 Last 10 meetings: FUR leads 8-2
 Current streak: FUR has won four
 Largest FUR win: 34-0 in 1975
 Largest WCU win: 48-10 in 2015

Year	Winner	Score	Site
1971	FUR	21-14	Greenville, S.C.
1972	WCU	20-15	Cullowhee, N.C.
1975	FUR	34-0	Greenville, S.C.
1977	Tie	24-24	Greenville, S.C.
1978	FUR	24-7	Cullowhee, N.C.
1979	FUR	23-14	Greenville, S.C.
1980	FUR	28-14	Cullowhee, N.C.
1981	FUR	31-27	Cullowhee, N.C.
1982	FUR	12-6	Greenville, S.C.
1983	Tie	17-17	Cullowhee, N.C.
1983*	WCU	14-7	Greenville, S.C.

1984	WCU	20-19
1985	FUR	31-27
1986	WCU	19-13
1987	WCU	20-14
1988	FUR	31-0
1989	FUR	17-3
1990	FUR	42-9
1991	FUR	42-14
1992	WCU	29-27
1993	WCU	23-20
1994	WCU	35-24
1995	FUR	31-21
1996	FUR	45-30
1997	WCU	17-16
1998	FUR	31-7
1999	FUR	27-19
2000	FUR	38-14
2001	FUR	31-13
2002	FUR	24-23
2003	FUR	19-13
2004	FUR	31-10
2005	WCU	41-21
2006	FUR	42-7
2007	FUR	52-21
2008	FUR	28-21
2009	FUR	33-14
2010	FUR	31-17
2011	FUR	47-21
2012	FUR	45-24
2013	FUR	32-20
2014	WCU	35-17
2015	WCU	48-10
2016	FUR	49-21
2017	FUR	28-6
2018	FUR	44-38
2019	FUR	28-7

*NCAA Playoffs

Greenville, S.C.
Cullowhee, N.C.
Greenville, S.C.
Cullowhee, N.C.
Greenville, S.C.
Cullowhee, N.C.
Greenville, S.C.
Cullowhee, N.C.
Greenville, S.C.
Cullowhee, N.C.
Greenville, S.C.
Cullowhee, N.C.
Greenville, S.C.
Cullowhee, N.C.
Greenville, S.C.
Cullowhee, N.C.
Greenville, S.C.
Cullowhee, N.C.
Greenville, S.C.
Cullowhee, N.C.
Greenville, S.C.
Cullowhee, N.C.
Greenville, S.C.
Cullowhee, N.C.
Greenville, S.C.
Cullowhee, N.C.
Greenville, S.C.
Cullowhee, N.C.
Greenville, S.C.
Cullowhee, N.C.

Samford 14, Western Carolina 3

At SAM: SAM leads 8-1
 At WCU: SAM leads 6-2
 Chris Hatcher vs. WCU: 6-1 (3-0 GSU, 3-2 SAM)
 Mark Speir vs. SAM: 2-6
 Last SAM win: 31-13 in 2019
 Last WCU win: 38-34 in 2017
 Longest SAM streak: 11 (1991-14)
 Longest WCU streak: 1 (1969; 2015; 2017)
 Last 10 meetings: SAM leads 8-2
 Current streak: SAM has won two
 Largest SAM win: 62-23 in 2013
 Largest WCU win: 47-13 in 1969

Year	Winner	Score	Site
1969	WCU	47-13	Birmingham, Ala.
1991	SAM	16-3	Cullowhee, N.C.
1992	SAM	30-6	Birmingham, Ala.
1997	SAM	19-0	Birmingham, Ala.
1999	SAM	35-32 (OT)	Cullowhee, N.C.
2008	SAM	21-6	Cullowhee, N.C.
2009	SAM	16-3	Birmingham, Ala.
2010	SAM	38-7	Cullowhee, N.C.
2011	SAM	52-24	Birmingham, Ala.
2012	SAM	25-21	Cullowhee, N.C.
2013	SAM	62-23	Birmingham, Ala.
2014	SAM	34-20	Birmingham, Ala.
2015	WCU	56-36	Cullowhee, N.C.
2016	SAM	30-17	Birmingham, Ala.
2017	WCU	38-34	Cullowhee, N.C.
2018	SAM	66-28	Birmingham, Ala.
2019	SAM	31-13	Cullowhee, N.C.

Western Carolina 23, VMI 3

At VMI: WCU leads 10-3
 At WCU: WCU leads 13-0
 Scott Wachenheim vs. WCU: 0-5
 Mark Speir vs. VMI: 6-0
 Last VMI win: 27-25 in 1991
 Last WCU win: 43-35 in 2019



WESTERN CAROLINA RUNNING BACK DONNAVAN SPENCER

#SoConFB



WESTERN CAROLINA

WESTERN CAROLINA VS. 2020-21 OPPONENTS

1994	ETSU	34-31	Cullowhee, N.C.
1995	ETSU	36-10	Johnson City, Tenn.
1996	ETSU	49-10	Cullowhee, N.C.
1997	ETSU	28-18	Johnson City, Tenn.
1998	WCU	31-24 (OT)	Cullowhee, N.C.
1999	ETSU	38-10	Johnson City, Tenn.
2000	WCU	39-27	Cullowhee, N.C.
2001	WCU	20-6	Johnson City, Tenn.
2002	ETSU	27-7	Cullowhee, N.C.
2003	WCU	28-21	Johnson City, Tenn.
2016	ETSU	34-31	Bristol, Tenn.
2017	WCU	49-10	Cullowhee, N.C.
2018	ETSU	45-43 (3OT)	Johnson City, Tenn.
2019	WCU	23-20 (OT)	Cullowhee, N.C.

Chattanooga 29, Western Carolina 17

At UTC: UTC leads 16-6

At WCU: UTC leads 13-11

Rusty Wright vs. WCU: 1-0

Mark Speir vs. UTC: 1-7

Last UTC win: 60-36 in 2019

Last WCU win: 45-7 in 2017

Longest UTC streak: 8 (2009-16)

Longest WCU streak: 4 (1991-94)

Last 10 meetings: UTC leads 9-1

Current streak: UTC has won two

Largest UTC win: 51-0 in 2014

Largest WCU win: 53-15 in 1994; 45-7 in 2017

Year	Winner	Score	Site
1973	WCU	14-0	Cullowhee, N.C.
1975	UTC	27-6	Chattanooga, Tenn.
1976	UTC	28-14	Cullowhee, N.C.
1977	UTC	21-10	Cullowhee, N.C.
1978	WCU	31-21	Chattanooga, Tenn.
1979	UTC	42-35	Cullowhee, N.C.
1980	UTC	39-14	Chattanooga, Tenn.
1981	WCU	24-10	Cullowhee, N.C.
1982	WCU	20-0	Cullowhee, N.C.
1983	WCU	25-15	Cullowhee, N.C.
1984	UTC	10-6	Chattanooga, Tenn.
1985	UTC	23-3	Cullowhee, N.C.
1986	UTC	34-7	Chattanooga, Tenn.
1987	UTC	13-11	Cullowhee, N.C.
1988	UTC	19-14	Chattanooga, Tenn.
1989	WCU	26-20	Cullowhee, N.C.
1990	UTC	23-21	Chattanooga, Tenn.
1991	WCU	27-24	Cullowhee, N.C.
1992	WCU	44-13	Chattanooga, Tenn.
1993	WCU	41-10	Chattanooga, Tenn.
1994	WCU	53-15	Cullowhee, N.C.
1995	UTC	35-14	Chattanooga, Tenn.
1996	UTC	20-6	Cullowhee, N.C.
1997	UTC	24-21	Chattanooga, Tenn.
1998	WCU	24-21	Cullowhee, N.C.
1999	UTC	56-28	Chattanooga, Tenn.
2000	WCU	41-36	Cullowhee, N.C.
2001	WCU	21-3	Chattanooga, Tenn.
2002	WCU	45-28	Cullowhee, N.C.
2003	UTC	38-0	Chattanooga, Tenn.
2004	UTC	27-24	Cullowhee, N.C.
2005	WCU	38-20	Chattanooga, Tenn.
2006	UTC	20-17 (OT)	Cullowhee, N.C.
2007	UTC	39-21	Chattanooga, Tenn.
2008	WCU	27-7	Cullowhee, N.C.
2009	UTC	24-20	Chattanooga, Tenn.
2010	UTC	27-21	Cullowhee, N.C.
2011	UTC	51-7	Chattanooga, Tenn.
2012	UTC	45-24	Cullowhee, N.C.
2013	UTC	42-21	Chattanooga, Tenn.
2014	UTC	51-0	Cullowhee, N.C.
2015	UTC	41-13	Chattanooga, Tenn.
2016	UTC	38-25	Cullowhee, N.C.
2017	WCU	45-7	Chattanooga, Tenn.
2018	UTC	26-6	Cullowhee, N.C.
2019	UTC	60-36	Chattanooga, Tenn.

Wofford 28, Western Carolina 14

At WCU: WOF leads 11-10

At WOF: WOF leads 16-4

At neutral sites: WOF leads 1-0

Mark Speir vs. WOF: 2-6

Josh Conklin vs. WCU: 2-0

Last WCU win: 24-17 in 2015

Last WOF win: 59-7 in 2019
Longest WCU streak: 8 (1977-96)
Longest WOF streak: 8 (2006-13)
Last 10 meetings: WOF leads 8-2
Current streak: WOF has won four
Largest WCU win: 41-6 in 1977; 56-21 in 1979
Largest WOF win: 59-7 in 2019

Year	Winner	Score	Site
1952	WOF	20-13	Spartanburg, S.C.
1953	WOF	7-6	Cullowhee, N.C.
1955	WOF	21-7	Spartanburg, S.C.
1956	WOF	39-7	Spartanburg, S.C.
1957	WOF	28-7	Spartanburg, S.C.
1958	WOF	29-15	Asheville, N.C.
1970	WOF	29-22	Spartanburg, S.C.
1971	WCU	31-13	Cullowhee, N.C.
1974	WCU	21-9	Spartanburg, S.C.
1975	WOF	23-14	Cullowhee, N.C.
1976	WOF	10-6	Spartanburg, S.C.
1977	WCU	41-6	Cullowhee, N.C.
1978	WCU	26-11	Spartanburg, S.C.
1979	WCU	56-21	Cullowhee, N.C.
1981	WCU	37-30	Spartanburg, S.C.
1982	WCU	36-17	Cullowhee, N.C.
1983	WCU	37-20	Cullowhee, N.C.
1984	WCU	31-0	Cullowhee, N.C.
1996	WCU	24-6	Cullowhee, N.C.
1997	WOF	17-7	Cullowhee, N.C.
1998	WOF	17-10	Spartanburg, S.C.
1999	WOF	35-21	Cullowhee, N.C.
2000	WOF	40-31	Spartanburg, S.C.
2001	WCU	31-28	Cullowhee, N.C.
2002	WOF	31-24	Spartanburg, S.C.
2003	WOF	38-6	Cullowhee, N.C.

2004	WOF	15-12	Spartanburg, S.C.
2005	WCU	24-0	Cullowhee, N.C.
2006	WOF	35-7	Spartanburg, S.C.
2007	WOF	47-44	Cullowhee, N.C.
2008	WOF	42-14	Spartanburg, S.C.
2009	WOF	35-26	Cullowhee, N.C.
2010	WOF	45-14	Spartanburg, S.C.
2011	WOF	42-24	Cullowhee, N.C.
2012	WOF	49-20	Spartanburg, S.C.
2013	WOF	21-17	Cullowhee, N.C.
2014	WCU	26-14	Cullowhee, N.C.
2015	WCU	24-17	Spartanburg, S.C.
2016	WOF	31-19	Cullowhee, N.C.
2017	WOF	35-28 (OT)	Spartanburg, S.C.
2018	WOF	38-23	Cullowhee, N.C.
2019	WOF	59-7	Spartanburg, S.C.



WESTERN CAROLINA OFFENSIVE LINEMAN GRADY THOMAS

#SoConFB

CATAMOUNTS



WESTERN CAROLINA YEAR-BY-YEAR

Year	Overall	SoCon	Place	Coach
1931	4 4 0			C.C. Poindexter
1932	2 9 0			C.C. Poindexter
1933	1 6 2			C.C. Poindexter
1934	3 7 0			C.C. Poindexter
1935	1 10 0			Ralph James
1936	2 7 0			Ralph James
1937	1 6 2			Ralph James
1938	0 7 1			Ralph James
1939	1 6 1			James Whatley
1940	2 4 0			James Whatley
1941	3 5 0			James Whatley
1942-44	No team			
1945	1 3 0			Marion McDonald
1946	6 3 1			Tom Young
1947	3 5 1			Tom Young
1948	7 3 0			Tom Young
1949	8 3 0			Tom Young
1950	3 6 0			Tom Young
1951	3 6 0			Tom Young
1952	2 8 0			Tom Young
1953	1 9 0			Tom Young
1954	4 5 1			Tom Young
1955	2 7 1			Tom Young
1956	1 9 0			Dan Robinson
1957	2 5 1			Dan Robinson
1958	1 8 1			Dan Robinson
1959	7 2 1			Dan Robinson
1960	6 5 0			Dan Robinson
1961	4 6 0			Dan Robinson
1962	3 5 1			Dan Robinson
1963	2 6 1			Dan Robinson
1964	5 4 0			Dan Robinson
1965	7 2 0			Dan Robinson
1966	5 5 0			Dan Robinson
1967	4 5 1			Dan Robinson
1968	4 5 0			Dan Robinson
1969	9 1 0			Bob Waters
1970	6 3 0			Bob Waters
1971	4 6 0			Bob Waters
1972	7 2 1			Bob Waters
1973	6 3 1			Bob Waters
1974	9 2 0			Bob Waters
1975	3 7 0			Bob Waters
1976	6 4 0			Bob Waters
1977	6 4 1	2 2 0	5th	Bob Waters
1978	6 5 0	4 2 0	t-3rd	Bob Waters
1979	6 5 0	2 4 0	7th	Bob Waters
1980	3 7 1	2 4 0	5th	Bob Waters
1981	4 7 0	3 4 0	6th	Bob Waters
1982	6 5 0	4 2 0	3rd	Bob Waters
1983	11 3 1	5 0 0	2nd	Bob Waters
1984	8 3 0	5 2 0	2nd	Bob Waters
1985	4 6 1	2 4 1	t-5th	Bob Waters
1986	6 5 0	5 2 0	2nd	Bob Waters
1987	4 7 0	2 4 0	t-5th	Bob Waters
1988	2 9 0	1 6 0	t-7th	Bob Waters
1989	3 7 1	2 4 0	t-5th	Dale Strahm
1990	3 8 0	2 5 0	6th	Steve Hodgjin
1991	2 9 0	2 5 0	t-6th	Steve Hodgjin
1992	7 4 0	5 2 0	t-2nd	Steve Hodgjin
1993	6 5 0	5 3 0	3rd	Steve Hodgjin
1994	6 5 0	5 3 0	t-3rd	Steve Hodgjin
1995	3 7 0	2 6 0	t-7th	Steve Hodgjin
1996	4 7 0	1 7 0	9th	Steve Hodgjin
1997	3 8 0	3 5 0	7th	Bill Bleil
1998	6 5 0	5 3 0	3rd	Bill Bleil
1999	3 8 0	2 6 0	7th	Bill Bleil
2000	4 7 0	3 5 0	7th	Bill Bleil
2001	7 4 0	5 3 0	4th	Bill Bleil
2002	5 6 0	3 5 0	t-5th	Kent Briggs
2003	5 7 0	3 5 0	t-6th	Kent Briggs
2004	4 7 0	2 5 0	t-5th	Kent Briggs
2005	5 4 0	4 3 0	4th	Kent Briggs

Year	Overall	SoCon	Place	Coach
2006	2 9 0	0 7 0	8th	Kent Briggs
2007	1 10 0	0 7 0	8th	Kent Briggs
2008	3 9 0	1 7 0	8th	Dennis Wagner
2009	2 9 0	1 7 0	9th	Dennis Wagner
2010	2 9 0	1 7 0	t-8th	Dennis Wagner
2011	1 10 0	0 8 0	9th	Dennis Wagner
2012	1 10 0	0 8 0	9th	Mark Speir
2013	2 10 0	1 7 0	t-8th	Mark Speir
2014	7 5 0	5 2 0	t-2nd	Mark Speir
2015	7 4 0	5 2 0	3rd	Mark Speir
2016	2 9 0	1 7 0	t-8th	Mark Speir
2017	7 5 0	5 3 0	4th	Mark Speir
2018	3 8 0	1 7 0	8th	Mark Speir
2019	3 9 0	2 6 0	8th	Mark Speir
Total	345-514-23	114-196-1		

ALL-TIME VMI COACHES

Coach	Seasons	Years	W	L	T	Pct.
C.C. Poindexter	1931-34	4	10	26	2	.289
Ralph James	1935-38	4	4	30	3	.149
James Whatley	1939-41	3	6	15	1	.295
Marion McDonald	1945	1	1	3	0	.250
Tom Young	1946-55	10	39	55	4	.418
Dan Robinson	1956-68	13	51	67	6	.435
Bob Waters	1969-88	20	116	94	6	.551
Dale Strahm	1989	1	3	7	1	.318
Steve Hodgjin	1990-96	7	31	45	0	.408
Bill Bleil	1997-01	5	23	32	0	.418
Kent Briggs	2002-07	6	22	43	0	.338
Dennis Wagner	2008-11	4	8	37	0	.178
Mark Speir	2012-present	8	32	60	0	.348



E.J. WHITMIRE STADIUM (13,790)



WOFFORD DEFENSIVE BACK DARRON PASCHAL

WOFFORD TERRIERS

Basic information

Location: Spartanburg, S.C.
 Founded: 1854
 Enrollment: 1,750
 Nickname: Terriers
 Colors: Old Gold and Black
 President: Dr. Nayef H. Samhat
 Director of athletics: Richard Johnson
 Stadium: Gibbs Stadium
 Capacity: 13,000

Media relations

Football contact: Brent Williamson
 Email: williamsondb@wofford.edu
 Office: 864-597-4093
 Cell: 864-809-8900
 Press box phone: 864-597-4487
 Website: WoffordTerriers.com

Team information

2019 record: 8-4
 SoCon record: 7-1 (1st)
 Home: 4-2
 Away: 4-2
 Lettermen returning/lost: 38/29
 Off. starters returning/lost: 2/9
 Def. starters returning/lost: 6/5
 Specialists returning/lost: 2/1
 Basic offense: Triple option
 Basic defense: Multiple 50



*Brent Williamson
Football SID*

SoCon titles (7)

2003, 2007, 2010, 2012, 2017, 2018, 2019

FCS Playoff appearances (10)

2003, 2007, 2008, 2010, 2011, 2012, 2016, 2017, 2018, 2019

2020-21 SCHEDULE

Feb. 20 (TBA)
Mercer*
 (ESPN+)



April 10 (TBA)
at Western Carolina*
 (ESPN+)



Feb. 27 (12 p.m.)
at Chattanooga*
 (ESPN+)



April 17 (TBA)
at Furman*
 (ESPN+)



March 6 (TBA)
ETSU*
 (ESPN+)



March 13 (TBA)
at Samford*
 (ESPN+)



March 27 (TBA)
VMI*
 (ESPN+)



April 3 (TBA)
The Citadel*
 (ESPN+)



* Southern Conference game



**WOFFORD FULLBACK
 NATHAN WALKER**



WOFFORD VS. 2020-21 OPPONENTS

1930	CIT	7-6	Spartanburg, S.C.
1931	CIT	28-7	Charleston, S.C.
1932	CIT	13-0	Spartanburg, S.C.
1933	CIT	14-0	Charleston, S.C.
1934	CIT	18-7	Spartanburg, S.C.
1935	CIT	20-7	Charleston, S.C.
1936	CIT	41-0	Augusta, S.C.
1937	CIT	38-0	Spartanburg, S.C.
1938	CIT	27-0	Charleston, S.C.
1939	CIT	21-2	Wilmington, S.C.
1940	CIT	7-3	Orangeburg, S.C.
1941	CIT	42-7	Charleston, S.C.
1949	WOF	21-7	Spartanburg, S.C.
1954	CIT	14-13	Spartanburg, S.C.
1955	WOF	27-7	Spartanburg, S.C.
1956	WOF	23-19	Spartanburg, S.C.
1957	WOF	34-0	Spartanburg, S.C.
1958	WOF	18-6	Spartanburg, S.C.
1959	CIT	40-8	Spartanburg, S.C.
1967	CIT	17-7	Charleston, S.C.
1975	CIT	16-7	Charleston, S.C.
1977	CIT	7-0	Charleston, S.C.
1978	CIT	35-17	Charleston, S.C.
1979	CIT	49-30	Charleston, S.C.
1980	CIT	35-3	Charleston, S.C.
1981	CIT	24-14	Charleston, S.C.
1982	CIT	21-14	Charleston, S.C.
1984	CIT	23-16	Charleston, S.C.
1985	CIT	42-28	Charleston, S.C.
1986	CIT	20-6	Charleston, S.C.
1987	CIT	38-0	Charleston, S.C.
1989	CIT	42-21	Charleston, S.C.
1990	CIT	48-14	Charleston, S.C.
1991	WOF	15-12	Charleston, S.C.
1992	CIT	30-13	Charleston, S.C.
1993	WOF	20-6	Charleston, S.C.
1994	CIT	31-3	Charleston, S.C.
1995	CIT	27-10	Charleston, S.C.
1996	WOF	26-21	Charleston, S.C.
1997	CIT	7-3	Charleston, S.C.
1998	CIT	20-14	Spartanburg, S.C.
1999	WOF	47-16	Charleston, S.C.
2000	WOF	31-10	Spartanburg, S.C.
2001	WOF	13-0	Charleston, S.C.
2002	WOF	27-14	Spartanburg, S.C.
2003	WOF	42-16	Charleston, S.C.
2004	WOF	38-17	Spartanburg, S.C.
2005	WOF	28-10	Charleston, S.C.
2006	WOF	28-20	Spartanburg, S.C.
2007	WOF	28-7	Charleston, S.C.
2008	WOF	33-28	Spartanburg, S.C.
2009	WOF	43-17	Charleston, S.C.
2010	WOF	35-0	Spartanburg, S.C.
2011	WOF	43-14	Charleston, S.C.
2012	WOF	24-21	Spartanburg, S.C.
2013	WOF	21-10	Charleston, S.C.
2014	WOF	17-13	Spartanburg, S.C.
2015	CIT	39-12	Charleston, S.C.
2016	CIT	24-21 (OT)	Spartanburg, S.C.
2016*	WOF	17-3	Charleston, S.C.
2017	WOF	20-16	Charleston, S.C.
2018	WOF	28-21	Spartanburg, S.C.
2019	WOF	31-11	Charleston, S.C.

* NCAA Playoffs

Wofford 28, Western Carolina 14

At WCU: WOF leads 11-10

At WOF: WOF leads 16-4

At neutral sites: WOF leads 1-0



WOFFORD WIDE RECEIVER D'MAURIAE VANCLEAVE

Mark Speir vs. WOF: 2-6

Josh Conklin vs. WCU: 2-0

Last WCU win: 24-17 in 2015

Last WOF win: 59-7 in 2019

Longest WCU streak: 8 (1977-96)

Longest WOF streak: 8 (2006-13)

Last 10 meetings: WOF leads 8-2

Current streak: WOF has won four

Largest WCU win: 41-6 in 1977; 56-21 in 1979

Largest WOF win: 59-7 in 2019

Year	Winner	Score	Site
1952	WOF	20-13	Spartanburg, S.C.
1953	WOF	7-6	Cullowhee, N.C.
1955	WOF	21-7	Spartanburg, S.C.
1956	WOF	39-7	Spartanburg, S.C.
1957	WOF	28-7	Spartanburg, S.C.
1958	WOF	29-15	Asheville, N.C.
1970	WOF	29-22	Spartanburg, S.C.
1971	WCU	31-13	Cullowhee, N.C.
1974	WCU	21-9	Spartanburg, S.C.
1975	WOF	23-14	Cullowhee, N.C.
1976	WOF	10-6	Spartanburg, S.C.
1977	WCU	41-6	Cullowhee, N.C.
1978	WCU	26-11	Spartanburg, S.C.
1979	WCU	56-21	Cullowhee, N.C.
1981	WCU	37-30	Spartanburg, S.C.
1982	WCU	36-17	Cullowhee, N.C.
1983	WCU	37-20	Cullowhee, N.C.
1984	WCU	31-0	Cullowhee, N.C.
1996	WCU	24-6	Cullowhee, N.C.
1997	WOF	17-7	Cullowhee, N.C.
1998	WOF	17-10	Spartanburg, S.C.

1999	WOF	35-21	Cullowhee, N.C.
2000	WOF	40-31	Spartanburg, S.C.
2001	WCU	31-28	Cullowhee, N.C.
2002	WOF	31-24	Spartanburg, S.C.
2003	WOF	38-6	Cullowhee, N.C.
2004	WOF	15-12	Spartanburg, S.C.
2005	WCU	24-0	Cullowhee, N.C.
2006	WOF	35-7	Spartanburg, S.C.
2007	WOF	47-44	Cullowhee, N.C.
2008	WOF	42-14	Spartanburg, S.C.
2009	WOF	35-26	Cullowhee, N.C.
2010	WOF	45-14	Spartanburg, S.C.
2011	WOF	42-24	Cullowhee, N.C.
2012	WOF	49-20	Spartanburg, S.C.
2013	WOF	21-17	Cullowhee, N.C.
2014	WCU	26-14	Cullowhee, N.C.
2015	WCU	24-17	Spartanburg, S.C.
2016	WOF	31-19	Cullowhee, N.C.
2017	WOF	35-28 (OT)	Spartanburg, S.C.
2018	WOF	38-23	Cullowhee, N.C.
2019	WOF	59-7	Spartanburg, S.C.

Furman 54, Wofford 33, 7 ties

At FUR: FUR leads 34-11-5

At WOF: WOF leads 22-20-2

Clay Hendrix vs. WOF: 1-3

Josh Conklin vs. FUR: 1-1

Last FUR win: 34-14 in 2018

Last WOF win: 24-7 in 2019

Longest FUR streak: 19 (1917-47)

Longest WOF streak: 6 (1968-71)

Last 10 meetings: WOF leads 6-4



WOFFORD

WOFFORD VS. 2020-21 OPPONENTS

Current streak: WOF has won one

Largest FUR win: 69-0 in 1920

Largest WOF win: 44-0 in 1895

Year	Winner	Score	Site
1889	WOF	5-1	Spartanburg, S.C.
1889	WOF	2-1	Greenville, S.C.
1890	FUR	12-0	Spartanburg, S.C.
1890	FUR	28-2	Greenville, S.C.
1893	FUR	18-4	Greenville, S.C.
1895	WOF	44-0	Spartanburg, S.C.
1896	WOF	6-0	Spartanburg, S.C.
1900	Tie	0-0	Spartanburg, S.C.
1900	WOF	6-5	Greenville, S.C.
1901	FUR	17-0	Greenville, S.C.
1914	FUR	19-12	Greenville, S.C.
1915	FUR	25-0	Greenville, S.C.
1916	WOF	9-7	Spartanburg, S.C.
1917	FUR	18-3	Greenville, S.C.
1918	FUR	7-0	Spartanburg, S.C.
1919	FUR	7-6	Greenville, S.C.
1920	FUR	69-0	Spartanburg, S.C.
1921	FUR	62-0	Greenville, S.C.
1922	FUR	41-0	Spartanburg, S.C.
1928	FUR	26-0	Greenville, S.C.
1929	FUR	25-6	Spartanburg, S.C.
1930	FUR	14-0	Spartanburg, S.C.
1931	FUR	20-0	Greenville, S.C.
1932	FUR	24-0	Spartanburg, S.C.
1933	FUR	38-0	Greenville, S.C.
1934	FUR	13-0	Spartanburg, S.C.
1935	FUR	29-0	Greenville, S.C.
1936	FUR	31-0	Spartanburg, S.C.
1937	FUR	58-0	Greenville, S.C.
1941	FUR	40-19	Greenville, S.C.
1946	FUR	31-0	Greenville, S.C.
1947	FUR	20-6	Spartanburg, S.C.
1948	Tie	7-7	Greenville, S.C.
1950	Tie	13-13	Greenville, S.C.
1951	WOF	14-12	Spartanburg, S.C.
1952	FUR	29-21	Greenville, S.C.
1953	FUR	7-6	Spartanburg, S.C.
1954	WOF	19-0	Greenville, S.C.
1955	WOF	27-6	Spartanburg, S.C.
1956	WOF	18-6	Greenville, S.C.
1957	WOF	13-12	Spartanburg, S.C.
1958	FUR	40-39	Greenville, S.C.
1959	WOF	6-3	Spartanburg, S.C.
1960	FUR	41-26	Greenville, S.C.
1961	FUR	12-7	Spartanburg, S.C.
1962	FUR	34-21	Greenville, S.C.
1963	FUR	21-19	Spartanburg, S.C.
1964	WOF	21-14	Greenville, S.C.
1965	WOF	35-13	Spartanburg, S.C.
1966	Tie	15-15	Greenville, S.C.
1967	FUR	21-20	Spartanburg, S.C.
1968	WOF	13-7	Spartanburg, S.C.
1968	WOF	21-7	Greenville, S.C.
1969	WOF	49-7	Spartanburg, S.C.
1969	WOF	31-21	Greenville, S.C.
1970	WOF	28-13	Greenville, S.C.
1971	WOF	27-0	Spartanburg, S.C.
1972	FUR	24-7	Greenville, S.C.
1973	FUR	21-19	Spartanburg, S.C.
1974	FUR	21-20	Greenville, S.C.
1975	Tie	14-14	Spartanburg, S.C.
1976	FUR	56-14	Greenville, S.C.
1977	WOF	13-7	Spartanburg, S.C.
1978	FUR	36-12	Greenville, S.C.
1979	WOF	27-17	Spartanburg, S.C.

1980	Tie	14-14	Greenville, S.C.
1989	FUR	42-7	Greenville, S.C.
1993	Tie	14-14	Greenville, S.C.
1995	FUR	38-0	Greenville, S.C.
1996	FUR	33-3	Greenville, S.C.
1997	FUR	28-7	Greenville, S.C.
1998	WOF	40-20	Spartanburg, S.C.
1999	FUR	30-3	Greenville, S.C.
2000	FUR	27-18	Spartanburg, S.C.
2001	FUR	45-14	Greenville, S.C.
2002	FUR	23-21	Spartanburg, S.C.
2003	WOF	7-6	Greenville, S.C.
2004	FUR	31-24	Spartanburg, S.C.
2005	FUR	34-21	Greenville, S.C.
2006	FUR	35-21	Spartanburg, S.C.
2007	WOF	45-20	Greenville, S.C.
2008	WOF	35-10	Spartanburg, S.C.
2009	FUR	58-21	Greenville, S.C.
2010	WOF	38-17	Spartanburg, S.C.
2011	FUR	26-21	Greenville, S.C.
2012	WOF	20-17	Spartanburg, S.C.
2013	FUR	27-14	Greenville, S.C.
2014	FUR	31-14	Greenville, S.C.
2015	WOF	38-28	Spartanburg, S.C.
2016	WOF	34-27	Greenville, S.C.
2017	WOF	24-23	Spartanburg, S.C.
2017*	WOF	28-10	Spartanburg, S.C.
2018	FUR	34-14	Greenville, S.C.
2019	WOF	24-7	Spartanburg, S.C.

* NCAA Playoffs



WOFFORD LINEBACKER JOHN BECKLEY

TERRIERS



WOFFORD YEAR-BY-YEAR

Year	Overall	SoCon	Place	Coach
1889	2 0 0			Edwin Kerrison
1890	0 2 0			
1891-92	No team			
1893	0 1 0			
1894	0 1 0			
1895	3 1 0			William Wertebaker
1896	2 2 0			
1897-99	No team			
1900	1 2 1			
1901	2 3 0			J. Norman Walker
1902-13	No team			
1914	1 6 1			Curtis McCoy
1915	3 5 0			Harvey Hester
1916	2 6 0			Leslie Moser
1917	5 4 0			Leslie Moser
1918	0 3 0			Bernard Peters
1919	3 2 1			J.P. (Rip) Major
1920	0 8 1			John F. Gorsuch
1921	2 7 0			John R. Kilroy
1922	2 7 0			J.P. (Rip) Major
1923	6 3 0			J.P. (Rip) Major
1924	3 7 0			J.P. (Rip) Major
1925	3 7 0			J.P. (Rip) Major
1926	2 8 0			J.P. (Rip) Major
1927	2 4 3			Tommy Scaffie
1928	7 2 1			Tommy Scaffie
1929	3 6 0			Tommy Scaffie
1930	2 9 0			Tommy Scaffie
1931	4 5 0			Tommy Scaffie
1932	3 6 1			Tommy Scaffie
1933	3 6 0			Tommy Scaffie
1934	4 4 1			Jules Carson
1935	4 4 1			Jules Carson
1936	1 7 1			Jules Carson
1937	2 7 0			Jules Carson
1938	0 8 1			Jules Carson
1939	1 5 3			Jules Carson
1940	3 4 2			Jules Carson
1941	4 6 0			Jules Carson
1942	2 5 0			Ted Petosky
1943-45	No team			
1946	1 8 0			Ted Petosky
1947	6 5 0			Phil Dickens
1948	4 0 5			Phil Dickens
1949	11 1 0			Phil Dickens
1950	7 2 1			Phil Dickens
1951	6 3 1			Phil Dickens
1952	6 5 0			Phil Dickens
1953	6 4 1			Conley Snidow
1954	8 2 0			Conley Snidow
1955	7 4 0			Conley Snidow
1956	7 3 0			Conley Snidow
1957	8 2 0			Conley Snidow
1958	3 7 0			Conley Snidow
1959	5 5 0			Conley Snidow
1960	5 3 0			Conley Snidow
1961	5 4 2			Conley Snidow
1962	2 8 0			Conley Snidow
1963	4 6 0			Conley Snidow
1964	6 4 0			Conley Snidow
1965	5 4 0			Conley Snidow
1966	6 3 1			Conley Snidow
1967	4 6 0			Jim Brakefield
1968	4 7 0			Jim Brakefield
1969	9 2 0			Jim Brakefield
1970	11 1 0			Jim Brakefield
1971	6 4 0			Jack Peterson
1972	6 4 0			Jack Peterson
1973	4 6 1			Jack Peterson
1974	7 4 0			Steve Satterfield
1975	7 3 1			Steve Satterfield
1976	4 7 0			Steve Satterfield
1977	7 3 1			Buddy Sasser

Year	Overall	SoCon	Place	Coach
1978	3 8 0			Buddy Sasser
1979	5 5 0			Buddy Sasser
1980	7 2 2			Buddy Sasser
1981	6 5 0			Buddy Sasser
1982	8 3 0			Buddy Sasser
1983	6 5 0			Bill Parker
1984	2 9 0			Bill Parker
1985	3 8 0			Rick Gilstrap
1986	4 6 1			Rick Gilstrap
1987	1 10 0			Rick Gilstrap
1988	5 5 0			Mike Ayers
1989	6 5 0			Mike Ayers
1990	9 3 0			Mike Ayers
1991	9 3 0			Mike Ayers
1992	6 5 0			Mike Ayers
1993	7 3 1			Mike Ayers
1994	5 6 0			Mike Ayers
1995	4 7 0			Mike Ayers
1996	6 5 0			Mike Ayers
1997	3 7 0	2 6 0	8th	Mike Ayers
1998	4 7 0	3 5 0	7th	Mike Ayers
1999	6 5 0	5 3 0	4th	Mike Ayers
2000	7 4 0	5 3 0	4th	Mike Ayers
2001	4 7 0	3 5 0	6th	Mike Ayers
2002	9 3 0	6 2 0	t-2nd	Mike Ayers
2003	12 2 0	8 0 0	1st	Mike Ayers
2004	8 3 0	4 3 0	t-3rd	Mike Ayers
2005	6 5 0	3 4 0	t-5th	Mike Ayers
2006	7 4 0	5 2 0	3rd	Mike Ayers
2007	9 4 0	5 2 0	t-1st	Mike Ayers
2008	9 3 0	7 1 0	2nd	Mike Ayers
2009	3 8 0	2 6 0	t-7th	Mike Ayers
2010	10 3 0	7 1 0	t-1st	Mike Ayers
2011	8 4 0	6 2 0	t-2nd	Mike Ayers
2012	9 4 0	6 2 0	t-1st	Mike Ayers
2013	5 6 0	4 4 0	t-4th	Mike Ayers
2014	6 5 0	4 3 0	4th	Mike Ayers
2015	5 6 0	3 4 0	t-4th	Mike Ayers
2016	10 4 0	6 2 0	t-2nd	Mike Ayers
2017	10 3 0	7 1 0	1st	Mike Ayers
2018	9 4 0	6 2 0	t-1st	Josh Conklin
2019	8 4 0	7 1 0	1st	Josh Conklin
Total	543-511-36	114-64-0		

ALL-TIME VMI COACHES

Coach	Seasons	Years	W	L	T	Pct.
Edwin Kerrison	1889	1	2	0	0	1.00
William Wertebaker	1895	1	3	1	0	.750
J. Norman Walker	1901	1	2	3	0	.400
Curtis McCoy	1914	1	1	6	1	.188
Harvey Hester	1915	1	3	5	0	.375
Leslie Moser	1916-17	2	7	10	0	.412
Bernard Peters	1918	1	0	3	0	.000
J.P. (Rip) Major	1919, 1922-26	6	19	34	1	.361
John F. Gorsuch	1920	1	0	8	1	.056
John R. Gilroy	1921	1	2	7	0	.222
Tommy Scaffie	1927-33	7	24	38	5	.396
Jules Carson	1934-41	8	19	45	9	.322
Ted Petosky	1942, 1946	2	3	13	0	.188
Phil Dickens	1947-52	6	40	16	7	.690
Conley Snidow	1953-66	14	77	59	4	.564
Jim Brakefield	1967-70	4	28	16	0	.636
Jack Peterson	1971-73	3	16	14	1	.532
Steve Satterfield	1974-76	3	18	14	1	.529
Buddy Sasser	1977-82	6	36	26	3	.577
Bill Parker	1983-84	2	8	14	0	.364
Rick Gilstrap	1985-87	3	8	24	1	.258
Mike Ayers	1988-17	30	207	139	1	.598
Josh Conklin	2018-present	2	17	8	0	.680



GIBBS STADIUM (13,000)

2019 SOUTHERN CONFERENCE STANDINGS

C/S	Team	CONFERENCE							OVERALL							
		W-L	Pct.	PF	PA	Home	Road	Streak	W-L	Pct.	PF	PA	Home	Road	Neutral	Streak
17/16	Wofford	7-1	.875	290	140	3-1	4-0	W7	8-4	.667	387	265	4-2	4-2	0-0	L1
19/21	Furman	6-2	.750	260	133	3-1	3-1	L1	8-5	.615	435	267	5-1	3-4	0-0	L1
	Chattanooga	5-3	.625	257	227	3-1	2-2	L1	6-6	.500	315	360	4-2	2-4	0-0	L1
	The Citadel	4-4	.500	248	238	2-2	2-2	L2	6-6	.500	346	338	3-3	3-3	0-0	L2
	Samford	4-4	.500	252	276	2-2	2-2	W1	5-7	.417	387	453	3-2	2-4	0-1	L1
	VMI	4-4	.500	263	298	2-2	2-2	W1	5-7	.417	370	453	3-3	2-4	0-0	W1
	Mercer	3-5	.375	210	280	2-2	1-3	L2	4-8	.333	323	425	2-4	2-4	0-0	L3
	Western Carolina	2-6	.250	173	317	1-3	1-3	L1	3-9	.250	217	465	2-4	1-5	0-0	L2
	ETSU	1-7	.125	166	210	1-3	0-4	W1	3-9	.250	241	314	3-3	0-6	0-0	L1

C - AFCA FCS Coaches Poll; S - Stats Perform FCS Poll

#SoConFB

2019 NCAA Division I Football Championship

First Round: November 30 | Second Round: December 7 | Quarterfinals: December 13/14 | Semifinals: December 21 | Final: January 11

Final: January 11
 Toyota Stadium, Frisco, Texas
 Noon
 abc
 NATIONAL CHAMPION

Chattanooga 37-13 **North Dakota St.**

Illinois St. 24-14 **Central Ark.**

Montana St. 42-14 **Albany (NY)**

North Dakota St. 28-20 **Webster St.**

James Madison 30-14 **South Dakota St.**

James Madison 66-21 **Morhous**

James Madison 31-7-0 **James Madison**

Streaming Live and On Demand: ESPN

* Host Institution
 All times are Eastern time. Information subject to change.
 © 2019 National Collegiate Athletic Association. No commercial use without the NCAA's written permission.
 The NCAA opposes all forms of sports wagering.



Wofford won its third straight SoCon title in 2019. After dropping its first league game of the season, the Terriers won their next seven to finish 7-1 in SoCon play.



Furman running back Devin Wynn was a second-team All-SoCon pick in 2019, helping the Paladins to an FCS playoff berth.

2019 YEAR IN REVIEW



AFCA FCS COACHES POLL

School (first-place votes)	Record	Points	Previous
1. North Dakota State (25)	16-0	625	1
2. James Madison	14-2	600	2
3. Weber State	11-4	569	4
4. Montana State	11-4	551	5
5. Northern Iowa	10-5	505	6
6. Montana	10-4	495	8
7. Illinois State	10-5	451	14
8. Kennesaw State	11-3	405	9
9. Sacramento State	9-4	396	3
10. Austin Peay	11-4	394	17
11. Central Arkansas	9-4	363	7
12. South Dakota State	8-5	359	12
13. Monmouth	11-3	338	11
14. Nicholls	9-5	265	19
15. Villanova	9-4	256	10
16. Southeast Missouri State	9-4	244	13
17. Wofford	8-4	215	15
18. Southeastern Louisiana	8-5	183	24
19. Furman	8-5	154	16
20. Albany	9-5	137	NR
21. Dartmouth	9-1	125	20
22. Central Connecticut State	11-2	121	18
23. North Carolina A&T	9-3	119	22
24. Yale	9-1	79	23
25. Florida A&M	9-2	61	21

Others receiving votes: North Dakota, 36; Southern Illinois, 26; San Diego, 14; South Carolina State, 13; Towson, 10; Holy Cross, 9; Eastern Washington, 4; UT Martin, 3.


STATS PERFORM FCS POLL

School (first-place votes)	Record	Points	Previous
1. North Dakota State (153)	16-0	3,825	1
2. James Madison	14-2	3,672	2
3. Weber State	11-4	3,490	4
4. Montana State	11-4	3,366	5
5. UNI	10-5	3,101	6
6. Montana	10-4	3,006	7
7. Illinois State	10-5	2,886	13
8. Austin Peay	11-4	2,592	18
9. Sacramento State	9-4	2,590	3
10. South Dakota State	8-5	2,312	10
11. Central Arkansas	9-4	2,123	9
12. Monmouth	11-3	2,037	14
13. Kennesaw State	11-3	1,989	15
14. Nicholls	9-5	1,707	19
15. Villanova	9-4	1,580	8
16. Wofford	8-4	1,344	11
17. Southeast Missouri State	9-4	1,285	12
18. Albany	9-5	1,244	25
19. Southeastern Louisiana	8-5	1,170	NR
20. North Carolina A&T	9-3	782	23
21. Furman	8-5	770	16
22. Dartmouth	9-1	607	21
23. Central Connecticut State	11-2	606	17
24. Florida A&M	9-2	527	20
25. Yale	9-1	353	22

Others receiving votes: North Dakota, 257; Southern Illinois, 143; San Diego, 119; Towson, 104; Holy Cross, 29; Alcorn State, 26; Princeton, 22; Eastern Washington, 21; UT Martin, 19; South Carolina State, 9; New Hampshire, 9; Maine, 3.



Wofford quarterback Joe Newman, the SoCon Offensive Player of the Year, led the Terriers to the FCS playoffs for the fourth straight season.



Braden Gilby helped Furman to a top-25 ranking in 2019. The Paladins finished 19th in the AFCA poll and 21st in the Stats Perform poll.

COACHES ALL-SOCON

Offensive Player of the Year

Joe Newman, Sr., QB, Wofford

Defensive Player of the Year

Willie Eubanks III, Jr., LB, The Citadel

Freshman of the Year

Ailym Ford, RB, Chattanooga

Jacob Blocking Award

Blake Jeresaty, Jr., OL, Wofford

Coach of the Year

Scott Wachenheim, VMI

First team offense

QB Joe Newman, Wofford
 RB Ailym Ford, Chattanooga
 RB Alex Ramsey, VMI
 OL Ben Blackmon, ETSU
 OL Bo Layton, Furman
 OL Nick Nixon, Samford
 OL Justus Basinger, Wofford
 OL Blake Jeresaty, Wofford
 TE Nate Adkins, ETSU
 WR Raleigh Webb, The Citadel
 WR Bryce Nunnally, Chattanooga
 WR Jakob Herres, VMI

First team defense

DL Joseph Randolph II, The Citadel
 DL Nasir Player, ETSU
 DL Adrian Hope, Furman
 DL Devonsha Maxwell, Chattanooga
 LB Willie Eubanks III, The Citadel
 LB John Staton, Samford
 LB Jireh Wilson, Wofford
 DB Artevius Smith, ETSU
 DB Bryan Okeh, Furman
 DB Brandon Dowdell, Chattanooga
 DB A.J. Smith, VMI

First team special teams

PK Grayson Atkins, Furman
 P Matt Campbell, The Citadel
 RS David Durden, Mercer

Second team offense

QB Reece Udinski, VMI
 RB Quay Holmes, ETSU
 RB Devin Wynn, Furman
 OL Drew McEntyre, The Citadel
 OL Tre'mond Shorts, ETSU

OL Jordan Harris, Furman
 OL Austin Sanders, Mercer
 OL Cole Strange, Chattanooga
 OL Michael Ralph, Wofford
 TE Chris Ellington, Mercer
 WR Thomas Gordon, Furman
 WR David Durden, Mercer

Second team defense

DL Dorian Kithcart, Mercer
 DL Khayyan Edwards, Chattanooga
 DL Telvin Jones, Chattanooga
 DL Michael Mason, Wofford
 LB Jordan Willis, Furman
 LB Sidney Otiwu, Mercer
 LB Marshall Cooper, Chattanooga
 DB Chris Beverly, The Citadel
 DB Eric Jackson, Mercer
 DB John Brannon III, Western Carolina
 DB George Gbese, Wofford

Second team special teams

PK Mitchell Fineran, Samford
 P Grayson Atkins, Furman
 RS Montrell Washington, Samford

All-freshman offense

Will Huzzie, ETSU
 Devin Abrams, Furman
 Wayne Anderson, Furman
 Darren Grainger, Furman
 Evan Jumper, Furman
 Yahsyn McKee, Mercer
 Jay Stanton, Samford
 A.J. Toney, Samford
 Ailym Ford, Chattanooga
 Leroy Thomas, VMI
 Jacquez Allen, Wofford

All-freshman defense

Hasan Black, The Citadel
 Donovan Manuel, ETSU
 Josh Agbenou, Furman
 Travis Blackshear, Furman
 Braden Gilby, Furman
 Richie Coffey, Mercer
 TriMarcus Cheeks, Samford
 Kameron Brown, Chattanooga
 Aljareek Malry, VMI
 Keyvaun Cobb, Wofford
 Michael Mason, Wofford

All-freshman special teams

Tyler Keltner, ETSU
 Caleb Dowden, Mercer
 Zach Lassiter, Mercer
 Julian Pletz, Western Carolina

MEDIA ALL-SOCON

Selected by the Southern Conference Sports Media Association (SCSMA)

Roy M. "Legs" Hawley

Offensive Player of the Year
 Joe Newman, Sr., QB, Wofford

Defensive Player of the Year

Willie Eubanks III, Jr., LB, The Citadel

Freshman of the Year

Ailym Ford, RB, Chattanooga

Wallace Wade Coach of the Year

Josh Conklin, Wofford

First team offense

QB Joe Newman, Wofford
 RB Devin Wynn, Furman
 RB Alex Ramsey, VMI
 OL Drew McEntyre, The Citadel
 OL Bo Layton, Furman
 OL Nick Nixon, Samford
 OL Justus Basinger, Wofford
 OL Michael Ralph, Wofford
 TE Chris James, Chattanooga
 WR Bryce Nunnally, Chattanooga
 WR Jakob Herres, VMI

First team defense

DL Joseph Randolph II, The Citadel
 DL Nasir Player, ETSU
 DL Devonsha Maxwell, Chattanooga
 DL Michael Mason, Wofford
 LB Willie Eubanks III, The Citadel
 LB John Staton, Samford
 LB Marshall Cooper, Chattanooga
 LB Jireh Wilson, Wofford
 DB Artevius Smith, ETSU
 DB Eric Jackson, Mercer
 DB Brandon Dowdell, Chattanooga
 DB A.J. Smith, VMI
 DB JerMichael White, Western Carolina

First team special teams

PK Grayson Atkins, Furman
 P Matt Campbell, The Citadel
 RS David Durden, Mercer

Second team offense

QB Reece Udinski, VMI
 RB Ailym Ford, Chattanooga
 RB Quay Holmes, ETSU
 OL Jordan Harris, Furman
 OL Austin Sanders, Mercer
 OL Cole Strange, Chattanooga
 OL Josh Andre, VMI
 OL Blake Jeresaty, Wofford
 TE Chris Ellington, Mercer
 WR Raleigh Webb, The Citadel
 WR Thomas Gordon, Furman

Second team defense

DL Adrian Hope, Furman
 DL Armond Lloyd, Samford
 DL Khayyan Edwards, Chattanooga
 DL Jarrod Richmond, VMI
 LB Ty Boeck, Chattanooga
 LB Ty Harris, Western Carolina
 LB Jayden Pauling, Western Carolina
 DB Chris Beverly, The Citadel
 DB Bryan Okeh, Furman
 DB John Brannon III, Western Carolina
 DB George Gbese, Wofford

Second team special teams

PK Mitchell Fineran, Samford
 P Grayson Atkins, Furman
 RS Montrell Washington, Samford

#SoConFB



Chattanooga running back Ailym Ford was the SoCon Freshman of the Year.

HONORS AND AWARDS

SoCon Players of the Week

- S2** O – Chris Oladokun, QB, SAM
D – Marshall Cooper, LB, UTC
S – Grayson Atkins, P/K, FUR
- S9** O – Darren Grainger, QB, FUR
D – Kaleb Tucker, DB, VMI
S – Sean-Thomas Faulkner, DB, CIT
- S16** O – Chris Oladokun, QB, SAM
D – Braden Gilby, LB, FUR
S – Jacob Godek, K, CIT
- S23** O – Chris Oladokun, QB, SAM
D – Jireh Wilson, LB, WOF
S – Grant Clemons, K, CIT
- S30** O – Liam Welch, QB, SAM
D – Artemus Smith, DB, ETSU
S – Mitchell Fineran, PK, SAM
- O7** O – Devin Wynn, TB, FUR
D – Ty Boeck, LB, UTC
S – Grant Clemons, K, VMI
- O14** O – Alex Ramsey, RB, VMI
D – Marquise Blount, LB, CIT
S – Grant Clemons, K, VMI
- O21** O – Joe Newman, QB, WOF
D – Marquise Blount, LB, CIT
S – Jacob Godek, K, CIT
- O28** O – Joe Newman, QB, WOF
D – Artemus Smith, DB, ETSU
S – Grayson Atkins, P/K, FUR
- N4** O – Donnivan Spencer, RB, WCU
D – Sidney Otiwu, LB, MER
S – Julian Pletz, PK, WCU
- N11** O – Devin Wynn, TB, FUR
D – Ty Harris, LB, WCU
S – Grayson Atkins, P/K, FUR
- N18** O – Quay Holmes, RB, ETSU
D – Jayden Pauling, LB, WCU
S – Montrell Washington, WR/KR, SAM
- N25** O – Jakob Herres, WR, VMI
D – Jarrod Richmond, DL, VMI
S – Grayson Atkins, P/K, FUR

SoCon Players of the Month

- September** O – Chris Oladokun, SAM
D – Willie Eubanks III, CIT
- October** O – Joe Newman, WOF
D – Marquise Blount, CIT
- November** O – Nick Tiano, UTC
D – Jayden Pauling, WCU

Academic All-Southern Conference

- Aaron Brawley The Citadel
- Matt Campbell The Citadel
- Thomas Crawford The Citadel
- Sean-Thomas Faulkner The Citadel
- Jacob Godek The Citadel
- Elijah Lowe The Citadel
- Brandon Rainey The Citadel
- Gage Russell The Citadel
- Dante Smith The Citadel
- Raleigh Webb The Citadel
- Denzel Wright The Citadel
- Nate Adkins ETSU
- Ben Blackmon ETSU
- Eddie Gajardo ETSU
- Dustin Nickle ETSU
- Cameron Parker ETSU
- Austin Rowan ETSU
- Chase Abshier Furman
- Grayson Atkins Furman
- Jack Hardin Furman
- Reed Kroeber Furman
- Bo Layton Furman
- Jack Owen Furman
- Hamp Sisson Furman
- Michael Cannon Mercer
- Willie Coneway Mercer
- Thomas Craighead Mercer
- John Flath Mercer
- Collin Foster Mercer
- Charles Frost Mercer
- John Iorillo Mercer
- Eric Jackson Mercer
- Barron King Mercer

- Dorian Kithcart Mercer
- Conner Krieger Mercer
- Landon Miller Mercer
- Sidney Otiwu Mercer
- Loy Peppers Mercer
- Andrew Pettit Mercer
- John Raines Mercer
- Robert Riddle Mercer
- Carl Westfall Mercer
- Nicholas Barton Samford
- Nathan East Samford
- Mitchell Fineran Samford
- Luke Hill Samford
- Jonathan Moore Samford
- Gavin Orr Samford
- Matthew Pittarelli Samford
- Bradley Porcellato Samford
- Chandler Smith Samford
- Kendall Watson Samford
- Colin Brewer Chattanooga
- Thomas Burks Chattanooga
- Marshall Cooper Chattanooga
- Rashun Freeman Chattanooga
- Jack Keebler Chattanooga
- Jerrell Lawson Chattanooga
- Bryce Nunnally Chattanooga
- CaMiron Smith Chattanooga
- Christian Snyder Chattanooga
- Jonathan Stovall Chattanooga
- Cole Strange Chattanooga
- Nick Tiano Chattanooga
- Brad Davis VMI
- Michael Jackson VMI
- Reed King VMI
- Colby Rider VMI
- Jonathan Tobin VMI
- Jordan Ward VMI
- Clayton Bardall Western Carolina
- Allan Harris Western Carolina
- Ezekiel Jennette Western Carolina
- Will Jones Western Carolina
- Grady Thomas Western Carolina
- John Beckley Wofford
- Blake Jeresaty Wofford
- Garrison Moore Wofford
- Liam Ronan Wofford

Consensus All-Americans (AFCA, Associated Press, STATS)

- Willie Eubanks III, LB, Jr., CIT
- Grayson Atkins, K, Jr., FUR
- Alex Ramsey, RB, R-Jr., VMI
- Blake Jeresaty, OL, Jr., WOF

AFCA All-America First team

- LB – Willie Eubanks III, Jr., CIT
- PK – Grayson Atkins, Jr., FUR
- Second team**
- OL – Blake Jeresaty, Jr., WOF
- RB – Alex Ramsey, R-Jr., VMI
- DL – Nasir Player, R-Sr., ETSU

Associated Press All-America First team

- OL – Blake Jeresaty, Jr., WOF
- LB – Willie Eubanks III, Jr., CIT
- Second team**
- RB – Alex Ramsey, R-Jr., VMI
- K – Grayson Atkins, Jr., FUR
- DB – Artemus Smith, R-Sr., ETSU

CoSIDA Academic All-Region District 3

- WR – Bryce Nunnally, Jr., UTC
- OL – Eddie Gajardo, Sr., ETSU
- DB – Jerrell Lawson, Jr., UTC
- DB – A.J. Smith, Jr., VMI
- District 4**
- WR – Tucker Cannon, Sr., MER
- OL – Blake Jeresaty, Jr., WOF
- OL – Bo Layton, Jr., FUR
- DL – Dorian Kithcart, R-Sr., MER

- DL – Jack Raines, R-Sr., MER

CoSIDA Academic All-America First team

- DL – Jack Raines, R-Sr., MER
- Second team**
- WR – Bryce Nunnally, Jr., UTC

FCS ADA Academic All-Star Team

- WR – Bryce Nunnally, Jr., UTC
- OL – Blake Jeresaty, Jr., WOF

Fred Mitchell Outstanding Place-Kicker Award Top 10

- Grayson Atkins, Jr., FUR
- Mitchell Fineran, So., SAM

HERO Sports All-America Second team

- ATH – Joe Newman, Sr., WOF
- DL – Nasir Player, R-Sr., ETSU
- PR – Montrell Washington, Jr., SAM
- Third team**
- OL – Justus Basinger, Sr., WOF
- AP – Alex Ramsey, R-Jr., VMI
- ATH – Brandon Rainey, Jr., CIT

HERO Sports Freshman All-America First team

- RB – Ailym Ford, UTC
- OL – Jonathan Toole, CIT
- DL – Michael Mason, WOF
- Honorable mention**
- RB – Devin Abrams, FUR
- RB – Jay Stanton, SAM
- OL – Tyler Smith, WCU
- OL – Evan Jumper, FUR
- WR – Leroy Thomas, VMI
- LB – Braden Gilby, FUR

HERO Sports Sophomore All-America First team

- DL – Adrian Hope, FUR
- P – Matt Campbell, CIT
- LS – Robert Solderholm, VMI
- Honorable mention**
- WR – Jakob Herres, VMI
- AP – Quay Holmes, ETSU
- DL – Devonsha Maxwell, UTC
- LB – Jayden Pauling, WCU

Phil Steele Magazine All-America First team

- LB – Willie Eubanks III, Jr., CIT
- Second team**
- RB – Alex Ramsey, R-Jr., VMI
- K – Grayson Atkins, Jr., FUR
- PR – Montrell Washington, Jr., SAM
- Third team**
- OL – Blake Jeresaty, Jr., WOF
- DB – Artemus Smith, R-Sr., ETSU
- Fourth team**
- RB – Devin Wynn, Jr., FUR
- DL – Nasir Player, R-Sr., ETSU

Phil Steele Magazine Freshman All-America First team

- RB – Ailym Ford, UTC
- OL – Evan Jumper, FUR
- DL – Michael Mason, WOF
- LS – Zach Lassiter, MER
- Second team**
- WR – Leroy Thomas, VMI
- LB – TriMarcus Cheeks, SAM
- Third team**
- OL – Isaiah Helms, WCU
- OL – Jonathan Toole, CIT
- DL – Tanner Barnes, WOF
- LS – Kevin Thompson, WCU
- Fourth team**
- TE – Michael Vice, SAM

- OL – John Thomas, MER
- OL – Tavon Matthews, ETSU
- OL – Colin Truett, UTC
- LB – Donovan Manuel, ETSU
- LS – Cody Olszewski, UTC

STATS Walter Payton Award Finalists (finish)

- RB – Alex Ramsey, R-Jr., VMI (t-17th)

STATS Buck Buchanan Award Finalists (finish)

- LB – Willie Eubanks III, Jr., CIT (19th)
- DB – Artemus Smith, R-Sr., ETSU (25th)

STATS Jerry Rice Award watch list Finalists (finish)

- RB – Ailym Ford, UTC (5th)

STATS Eddie Robinson Award Finalist (finish)

- Scott Wachenheim, VMI (8th)

STATS Doris Robinson Scholar-Athlete Award Finalist

- DL – Dorian Kithcart, R-Sr., MER

STATS All-America First team

- PR – Montrell Washington, Jr., SAM
- Second team**
- RB – Alex Ramsey, R-Jr., VMI
- OL – Blake Jeresaty, Jr., WOF
- DL – Nasir Player, R-Sr., ETSU
- LB – Willie Eubanks III, Jr., CIT
- DB – Artemus Smith, R-Sr., ETSU
- PK – Grayson Atkins, Jr., FUR

STATS National Players of the Week Freshman

- Darren Grainger, QB, FUR 9/9
- Ailym Ford, RB, UTC 10/21
- Offensive**
- Alex Ramsey, R-Jr., RB, VMI 10/14

NFF William V. Campbell Trophy Semifinalists

- DL – Dorian Kithcart, R-Sr., MER

FCS Bowl

- Jeremy Lewis, Sr., DB/CB/KR, ETSU
- Destin Guillen, R-Sr., DL/DE, MER
- George, Sr., DB/CB, WOF

NFLPA Collegiate Bowl

- Nick Tiano, R-Sr., QB, UTC

National Football Foundation (NFF) Hampshire Honor Society

- Ben Blackmon, ETSU
- Eddie Gajardo, ETSU
- Dustin Nickle, ETSU
- Cameron Parker, ETSU
- Austin Rowan, ETSU
- Anthony Spagnoletti, ETSU
- Dorian Kithcart, Mercer
- Colin Brewer, Chattanooga
- Marshall Cooper, Chattanooga
- Jonathan Stovall, Chattanooga
- Nick Tiano, Chattanooga
- Luke Carter, Wofford
- Michael Ralph, Wofford
- Liam Ronan, Wofford

FCS Athletics Directors Association Academic Progress Rate Award

- Wofford Highest APR
- Chattanooga Most Improved APR



2019 INDIVIDUAL SUPERLATIVES

Points scored

- 36 Alex Ramsey (VMI) vs SAMFORD (Oct. 12)
- 30 Devin Wynn (Furman) vs VMI (Nov. 9)

Touchdowns

- 6 Alex Ramsey (VMI) vs SAMFORD (Oct. 12)
- 5 Devin Wynn (Furman) vs VMI (Nov. 9)

TD responsibility

- 7 Chris Oladokun (Samford) at Tennessee Tech (Aug. 31) [1r,6p]
- 6 Alex Ramsey (VMI) vs SAMFORD (Oct. 12) [6r,0p]

Points scored kicking

- 16 Mitchell Fineran (Samford) at Tennessee Tech (Aug. 31) [3fg,7pat]
- 15 Luke Carter (Wofford) at VMI (Sept. 28) [3fg,6pat]
- 15 Mitchell Fineran (Samford) at Mercer (Nov. 2) [4fg,3pat]

Total offense yards

- 470 Chris Oladokun (Samford) at Tennessee Tech (Aug. 31) [42r,428p]
- 378 Chris Oladokun (Samford) at VMI (Oct. 12) [84r,294p]

Total offense plays

- 73 Reece Udinski (VMI) at ETSU (Sept. 14) [9r,64p]
- 67 Chris Oladokun (Samford) at Mercer (Nov. 2) [20r,47p]

Total offense yards/play (min. 5 plays)

- 19.4 Corey Watkins (Furman) vs MERCER (Sept. 21) [5-97]
- 17.2 Carson Maples (Furman) vs CHARLESTON SOUTHERN (Aug. 31) [5-86]

Rushing yards

- 255 Quay Holmes (ETSU) vs MERCER (Nov. 16)
- 217 Connell Young (Western Carolina) at Chattanooga (Sept. 28)
- 217 Devin Wynn (Furman) at Samford (Oct. 5)

Rushing attempts

- 38 Tyray Devezin (Mercer) vs SAMFORD (Nov. 2)
- 37 Alex Ramsey (VMI) vs SAMFORD (Oct. 12)

Yards per rush (min. 5 attempts)

- 19.4 Corey Watkins (Furman) vs MERCER (Sept. 21) [5-97]
- 17.2 Carson Maples (Furman) vs CHARLESTON SOUTHERN (Aug. 31) [5-86]

Rushing TDs

- 6 Alex Ramsey (VMI) vs SAMFORD (Oct. 12)
- 4 Joe Newman (Wofford) at ETSU (Oct. 5)
- 4 Tyray Devezin (Mercer) vs SAMFORD (Nov. 2)
- 4 Devin Wynn (Furman) vs VMI (Nov. 9)
- 4 Tyray Devezin (Mercer) at ETSU (Nov. 16)

Longest rush

- 89 Devin Wynn (Furman) at Samford (Oct. 5)
- 83 Corey Watkins (Furman) vs MERCER (Sept. 21)

Passing yards

- 428 Chris Oladokun (Samford) at Tennessee Tech (Aug. 31)
- 390 Reece Udinski (VMI) vs SAMFORD (Oct. 12)

Passing attempts

- 64 Reece Udinski (VMI) at ETSU (Sept. 14)
- 51 Reece Udinski (VMI) vs ROBERT MORRIS (Sept. 21)

Passing TDs

- 6 Chris Oladokun (Samford) at Tennessee Tech (Aug. 31)
- 4 Robert Riddle (Mercer) at Western Carolina (Aug. 31)
- 4 Darren Grainger (Furman) at Georgia State (Sept. 7)
- 4 Reece Udinski (VMI) vs MARS HILL (Sept. 7)
- 4 Robert Riddle (Mercer) vs AUSTIN PEAY (Sept. 14)
- 4 Darren Grainger (Furman) at Samford (Oct. 5)

Longest pass

- 98 Robert Riddle (Mercer) at Presbyterian (Sept. 7)
- 85 Robert Riddle (Mercer) at Western Carolina (Aug. 31)

Passes completed

- 38 Reece Udinski (VMI) at ETSU (Sept. 14)
- 37 Reece Udinski (VMI) vs SAMFORD (Oct. 12)

Had intercepted

- 4 Tyrie Adams (Western Carolina) at Alabama (Nov. 23)
- 3 Liam Welch (Samford) vs Youngstown State (Aug. 24)
- 3 Joe Newman (Wofford) at South Carolina State (Aug. 31)

Pass completion percentage (min. 5 completions)

- 100.0 Ty Hatcher (Samford) vs FURMAN (Oct. 5) [5-5]
- 93.3 Trey Mitchell (ETSU) vs SHORTER (Sept. 7) [14-15]

Pass yards/attempt (min. 5 attempts)

- 28.0 Brandon Rainey (The Citadel) at Samford (Sept. 28) [7-196]
- 25.7 Brandon Rainey (The Citadel) at ETSU (Nov. 2) [6-154]

Pass yards/catch

- 22.5 Chris Oladokun (Samford) at Tennessee Tech (Aug. 31) [19-428]
- 23.1 Joe Newman (Wofford) vs WESTERN CAROLINA (Oct. 19) [7-162]

Receiving yards

- 185 Chris Shelling (Samford) at Tennessee Tech (Aug. 31)
- 175 Jakob Herres (VMI) at The Citadel (Oct. 5)

Receptions

- 12 Daquan Patten (Western Carolina) vs NORTH GREENVILLE (Sept. 14)
- 11 Alex Ramsey (VMI) at ETSU (Sept. 14)

Yards per catch (min. 3 catches)

- 35.3 David Durden (Mercer) at Western Carolina (Aug. 31) [3-106]
- 32.2 Bryce Nunnally (Chattanooga) vs THE CITADEL (Nov. 16) [4-129]

Receiving TDs

- 4 Chris Shelling (Samford) at Tennessee Tech (Aug. 31)
- 3 Thomas Gordon (Furman) at Samford (Oct. 5)

Longest reception

- 98 Rob Lake (Mercer) at Presbyterian (Sept. 7)
- 85 Tucker Cannon (Mercer) at Western Carolina (Aug. 31)

Field goal attempts

- 6 Mitchell Fineran (Samford) at Mercer (Nov. 2)
- 4 Grant Clemons (VMI) vs ROBERT MORRIS (Sept. 21)
- 4 Victor Ulmo (Chattanooga) vs ETSU (Oct. 17)
- 4 Caleb Dowden (Mercer) vs SAMFORD (Nov. 2)

Field goals made

- 4 Mitchell Fineran (Samford) at Mercer (Nov. 2)
- 3 Mitchell Fineran (Samford) at Tennessee Tech (Aug. 31)
- 3 Luke Carter (Wofford) at VMI (Sept. 28)
- 3 Caleb Dowden (Mercer) vs SAMFORD (Nov. 2)
- 3 Julian Pletz (Western Carolina) at VMI (Nov. 2)

Longest field goal

- 56 Grant Clemons (VMI) vs SAMFORD (Oct. 12)
- 55 Grayson Atkins (Furman) at Western Carolina (Oct. 26)

Field goal percentage

- 100.0 Mitchell Fineran (Samford) at Tennessee Tech (Aug. 31) [3-3]
- 100.0 Luke Carter (Wofford) at VMI (Sept. 28) [3-3]
- 100.0 Julian Pletz (Western Carolina) at VMI (Nov. 2) [3-3]

PAT kicks attempted

- 8 Grayson Atkins (Furman) at Samford (Oct. 5)
- 8 Luke Carter (Wofford) vs WESTERN CAROLINA (Oct. 19)

#SoConFB

2019 INDIVIDUAL SUPERLATIVES



PAT kicks made

8	Luke Carter (Wofford) vs WESTERN CAROLINA (Oct. 19)
7	Mitchell Fineran (Samford) at Tennessee Tech (Aug. 31)
7	Caleb Dowden (Mercer) at Western Carolina (Aug. 31)
7	Mitchell Fineran (Samford) vs ALABAMA A&M (Sept. 21)
7	Luke Carter (Wofford) vs GARDNER-WEBB (Sept. 21)
7	Jacob Godek (The Citadel) at Samford (Sept. 28)
7	Mitchell Fineran (Samford) vs THE CITADEL (Sept. 28)
7	Grayson Atkins (Furman) at Samford (Oct. 5)
7	Grayson Atkins (Furman) vs POINT (Nov. 23)

PAT kicks percentage

100.0	Luke Carter (Wofford) vs WESTERN CAROLINA (Oct. 19)	[8-8]
100.0	Mitchell Fineran (Samford) at Tennessee Tech (Aug. 31)	[7-7]
100.0	Caleb Dowden (Mercer) at Western Carolina (Aug. 31)	[7-7]
100.0	Mitchell Fineran (Samford) vs ALABAMA A&M (Sept. 21)	[7-7]
100.0	Luke Carter (Wofford) vs GARDNER-WEBB (Sept. 21)	[7-7]
100.0	Mitchell Fineran (Samford) vs THE CITADEL (Sept. 28)	[7-7]
100.0	Jacob Godek (The Citadel) at Samford (Sept. 28)	[7-7]
100.0	Grayson Atkins (Furman) vs POINT (Nov. 23)	[7-7]

Punts

10	Brandon Dickerson (Western Carolina) at NC State (Sept. 7)
9	Matt Campbell (The Citadel) vs CHARLESTON SOUTHERN (Sept. 21)
9	Luke Carter (Wofford) at Clemson (Nov. 2)
9	Garrett Taylor (ETSU) at Vanderbilt (Nov. 23)

Yards punted

407	Brandon Dickerson (Western Carolina) at NC State (Sept. 7)	[10-407]
396	Luke Carter (Wofford) at Clemson (Nov. 2)	[9-396]

Longest punt

69	Grayson Atkins (Furman) vs MERCER (Sept. 21)
68	Caleb Dowden (Mercer) vs VMI (Oct. 19)

Punting average

49.6	Matt Campbell (The Citadel) at Chattanooga (Nov. 16)	[5-248]
47.7	Matt Campbell (The Citadel) at Elon (Sept. 7)	[6-286]

Punt returns

5	Montrell Washington (Samford) vs ALABAMA A&M (Sept. 21)
5	Tucker Cannon (Mercer) vs VMI (Oct. 19)

Punt return yards

120	Montrell Washington (Samford) vs ALABAMA A&M (Sept. 21)
87	D'mauriae VanCleave (Wofford) vs WESTERN CAROLINA (Oct. 19)

Longest punt return

87	D'mauriae VanCleave (Wofford) vs WESTERN CAROLINA (Oct. 19)
59	Montrell Washington (Samford) at Western Carolina (Nov. 16)

Punt return TDs

1	D'mauriae VanCleave (Wofford) vs WESTERN CAROLINA (Oct. 19)
1	Montrell Washington (Samford) at Western Carolina (Nov. 16)
1	Carter Johnson (VMI) vs CHATTANOOGA (Nov. 23)

Punt return average

24.0	Montrell Washington (Samford) vs ALABAMA A&M (Sept. 21)	[5-120]
23.7	Cally Chizik (Furman) vs POINT (Nov. 23)	[3-71]

Kick returns

7	Korey Bridy (VMI) vs WOFFORD (Sept. 28)
7	Caleb Ferguson (Western Carolina) at Wofford (Oct. 19)
7	David Durden (Mercer) vs WOFFORD (Nov. 9)

Kick return yards

184	Korey Bridy (VMI) vs WOFFORD (Sept. 28)
161	Korey Bridy (VMI) vs WESTERN CAROLINA (Nov. 2)

Kick return average

40.2	Korey Bridy (VMI) vs WESTERN CAROLINA (Nov. 2)	[4-161]
36.5	David Durden (Mercer) vs AUSTIN PEAY (Sept. 14)	[4-146]

Longest kick return

98	Deondre Johnson (Mercer) vs CHATTANOOGA (Oct. 5)
82	David Durden (Mercer) at Western Carolina (Aug. 31)

Kick return TDs

1	Deondre Johnson (Mercer) vs CHATTANOOGA (Oct. 5)
---	--

Combined PR/KR yards

184	Korey Bridy (VMI) vs WOFFORD (Sept. 28)	[0pr-184kr]
161	Korey Bridy (VMI) vs WESTERN CAROLINA (Nov. 2)	[0pr-161kr]

Interceptions

2	Kaleb Tucker (VMI) vs MARS HILL (Sept. 7)
2	A.J. Smith (VMI) vs MARS HILL (Sept. 7)

Interception return yards

95	Ty Herring (Samford) vs ALABAMA A&M (Sept. 21)
49	Travis Blackshear (Furman) vs POINT (Nov. 23)

Interception return average

19.5	A.J. Smith (VMI) vs MARS HILL (Sept. 7)	[2-39]
10.5	Kaleb Tucker (VMI) vs MARS HILL (Sept. 7)	[2-21]

Longest interception return

95	Ty Herring (Samford) vs ALABAMA A&M (Sept. 21)
49	Travis Blackshear (Furman) vs POINT (Nov. 23)

Interception return TDs

1	John Brannon III (Western Carolina) vs MERCER (Aug. 31)
1	Ty Herring (Samford) vs ALABAMA A&M (Sept. 21)
1	Travis Blackshear (Furman) vs POINT (Nov. 23)

All-purpose yards

314	Quay Holmes (ETSU) vs MERCER (Nov. 16)
278	Devin Wynn (Furman) at Samford (Oct. 5)

Tackles

22.0	John Staton (Samford) at Mercer (Nov. 2)	[3-19]
21.0	Sidney Otiwu (Mercer) vs SAMFORD (Nov. 2)	[8-13]

Sacks

3.0	Jireh Wilson (Wofford) vs GARDNER-WEBB (Sept. 21)	[3-0]
2.0	Joseph Randolph II (The Citadel) at Georgia Tech (Sept. 14)	[2-0]
2.0	Jarquavius Wortham (Western Carolina) vs N. GREENVILLE (Sept. 14)	[1-2]
2.0	Micheal Mason (Wofford) at VMI (Sept. 28)	[2-0]
2.0	Jaylon Haney (VMI) at The Citadel (Oct. 5)	[2-0]
2.0	Joseph Randolph II (The Citadel) vs WESTERN CAROLINA (Oct. 12)	[2-0]
2.0	Adrian Hope (Furman) vs VMI (Nov. 9)	[2-0]
2.0	Micheal Mason (Wofford) at Mercer (Nov. 9)	[2-0]
2.0	Willie Eubanks III (The Citadel) at Chattanooga (Nov. 16)	[2-0]
2.0	Jayden Pauling (Western Carolina) vs SAMFORD (Nov. 16)	[2-0]
2.0	Cameron Coleman (Furman) vs POINT (Nov. 23)	[2-0]
2.0	Devonnsha Maxwell (Chattanooga) at VMI (Nov. 23)	[2-0]

Tackles for loss

4.0	Ty Harris (Western Carolina) vs ETSU (Nov. 9)	[4-0]
4.0	Willie Eubanks III (The Citadel) at Chattanooga (Nov. 16)	[4-0]
4.0	Cameron Coleman (Furman) vs POINT (Nov. 23)	[4-0]

2019 TEAM SUPERLATIVES

#SoConFB

Points	
64	Furman vs POINT (Nov. 23)
63	VMI vs MARS HILL (Sept. 7)
Points scored kicking	
16	Samford at Tennessee Tech (Aug. 31) [3fg,7pat]
15	Wofford at VMI (Sept. 28) [3fg,6pat]
15	Samford at Mercer (Nov. 2) [4fg,3pat]
Touchdowns	
9	VMI vs MARS HILL (Sept. 7)
8	Samford vs THE CITADEL (Sept. 28)
8	Chattanooga vs WESTERN CAROLINA (Sept. 28)
8	Furman at Samford (Oct. 5)
8	Wofford vs WESTERN CAROLINA (Oct. 19)
8	Furman vs VMI (Nov. 9)
8	Furman vs POINT (Nov. 23)
Total offense yards	
647	Furman at Samford (Oct. 5) [460r,187p]
636	Furman vs VMI (Nov. 9) [298r,338p]
Total offense plays	
110	Samford at Mercer (Nov. 2) [61r,49p]
102	The Citadel at Samford (Sept. 28) [95r,7p]
Total offense yards/play	
10.1	Wofford vs GARDNER-WEBB (Sept. 21) [57-575]
9.9	Wofford vs WESTERN CAROLINA (Oct. 19) [62-613]
Rushing yards	
489	Wofford vs GARDNER-WEBB (Sept. 21)
460	Furman at Samford (Oct. 5)
Rushing attempts	
95	The Citadel at Samford (Sept. 28)
71	The Citadel vs TOWSON (Aug. 31)
71	The Citadel at Georgia Tech (Sept. 14)
Yards per rush	
10.0	Wofford vs GARDNER-WEBB (Sept. 21) [49-489]
9.2	Furman vs CHARLESTON SO. (Aug. 31) [40-369]
Rushing TDs	
6	Wofford vs GARDNER-WEBB (Sept. 21)
6	Chattanooga vs WESTERN CAROLINA (Sept. 28)
6	VMI vs SAMFORD (Oct. 12)
6	Furman vs VMI (Nov. 9)
6	Furman vs POINT (Nov. 23)
Longest rush	
89	Furman at Samford (Oct. 05)
83	Furman vs MERCER (Sept. 21)
Passing yards	
429	Samford at Tennessee Tech (Aug. 31)
390	VMI vs SAMFORD (Oct. 12)
Passing attempts	
66	VMI at ETSU (Sept. 14)
52	VMI vs ROBERT MORRIS (Sept. 21)
Passing TDs	
6	Samford at Tennessee Tech (Aug. 31)
5	VMI vs MARS HILL (Sept. 7)
Longest pass	
98	Mercer at Presbyterian (Sept. 7)
85	Mercer at Western Carolina (Aug. 31)
Passes completed	
39	VMI at ETSU (Sept. 14)
37	VMI vs SAMFORD (Oct. 12)
Had intercepted	
4	Wofford at South Carolina State (Aug. 31)
4	Chattanooga at Tennessee (Sept. 14)
4	Western Carolina at Alabama (Nov. 23)
Pass completion percentage	
85.7	The Citadel at Samford (Sept. 28) [6-7]
85.0	ETSU vs SHORTER (Sept. 7) [17-20]
Passing yards/attempt	
28.0	The Citadel at Samford (Sept. 28) [7-196]
25.7	The Citadel at ETSU (Nov. 2) [6-154]
Yards per catch	
38.5	The Citadel at ETSU (Nov. 2) [4-154]
32.7	The Citadel at Samford (Sept. 28) [6-196]
Field goal attempts	
6	Samford at Mercer (Nov. 2)
4	VMI vs ROBERT MORRIS (Sept. 21)
4	Chattanooga vs ETSU (Oct. 17)
4	Mercer vs SAMFORD (Nov. 2)
Field goals made	
4	Samford at Mercer (Nov. 2)
3	Samford at Tennessee Tech (Aug. 31)

3	Wofford at VMI (Sept. 28)
3	Mercer vs SAMFORD (Nov. 2)
3	Western Carolina at VMI (Nov. 2)
Longest field goal	
56	VMI vs SAMFORD (Oct. 12)
55	Furman at Western Carolina (Oct. 26)
Field goal percentage	
100.0	Samford at Tennessee Tech (Aug. 31) [3-3]
100.0	Wofford at VMI (Sept. 28) [3-3]
100.0	Western Carolina at VMI (Nov. 2) [3-3]
PAT kicks attempted	
8	VMI vs MARS HILL (Sept. 7)
8	Furman at Samford (Oct. 5)
8	Wofford vs WESTERN CAROLINA (Oct. 19)
8	Furman vs POINT (Nov. 23)
PAT kicks made	
8	Wofford vs WESTERN CAROLINA (Oct. 19)
8	Furman vs POINT (Nov. 23)
PAT kicks percentage	
100.0	Wofford vs WESTERN CAROLINA (Oct. 19) [8-8]
100.0	Furman vs POINT (Nov. 23) [8-8]
2-point PAT attempts	
2	VMI vs WOFFORD (Sept. 28)
2	VMI vs WESTERN CAROLINA (Nov. 2)
2	Chattanooga vs THE CITADEL (Nov. 16)
2-point PATs made	
1	Samford vs Youngstown State (Aug. 24)
1	Furman vs CHARLESTON SOUTHERN (Aug. 31)
1	ETSU vs SHORTER (Sept. 7)
1	Furman at Georgia State (Sept. 7)
1	VMI vs MARS HILL (Sept. 7)
1	Western Carolina at Chattanooga (Sept. 28)
1	Furman at Western Carolina (Oct. 26)
1	Chattanooga vs FURMAN (Nov. 2)
1	Furman vs VMI (Nov. 9)
1	Chattanooga vs THE CITADEL (Nov. 16)
1	The Citadel vs WOFFORD (Nov. 23)
Punts	
12	Western Carolina at Wofford (Oct. 19)
10	Western Carolina at NC State (Sept. 7)
Longest punt	
69	Furman vs MERCER (Sept. 21)
68	Mercer vs VMI (Oct. 19)
Yards punted	
407	Western Carolina at NC State (Sept. 7) [10-407]
406	Western Carolina at Wofford (Oct. 19) [12-406]
Punting average	
52.0	The Citadel at Samford (Sept. 28) [3-156]
51.5	Wofford at VMI (Sept. 28) [2-103]
Punt returns	
5	Samford vs ALABAMA A&M (Sept. 21)
5	Mercer vs VMI (Oct. 19)
Punt return yards	
120	Samford vs ALABAMA A&M (Sept. 21)
87	Wofford vs WESTERN CAROLINA (Oct. 19)
Punt return average	
30.0	Wofford at VMI (Sept. 28) [2-60]
28.0	Chattanooga at Jacksonville State (Sept. 07) [2-56]
Punt return TDs	
1	Wofford vs WESTERN CAROLINA (Oct. 19)
1	Samford at Western Carolina (Nov. 16)
1	VMI vs CHATTANOOGA (Nov. 23)
Longest punt return	
87	Wofford vs WESTERN CAROLINA (Oct. 19)
59	Samford at Western Carolina (Nov. 16)
Kick returns	
8	VMI vs WOFFORD (Sept. 28)
7	Western Carolina at Wofford (Oct. 19)
7	VMI vs WESTERN CAROLINA (Nov. 2)
7	Mercer vs WOFFORD (Nov. 9)
Kick return yards	
216	Mercer vs AUSTIN PEAY (Sept. 14)
207	VMI vs WOFFORD (Sept. 28)
Kick return average	
47.0	Western Carolina vs SAMFORD (Nov. 16) [2-94]
41.0	Mercer at Western Carolina (Aug. 31) [3-123]
Longest kick return	
98	Mercer vs CHATTANOOGA (Oct. 5)
82	Mercer at Western Carolina (Aug. 31)

Kick return TDs	
1	Mercer vs CHATTANOOGA (Oct. 5)
Interceptions	
4	VMI vs MARS HILL (Sept. 7)
3	Furman vs MERCER (Sept. 21)
3	Chattanooga vs WESTERN CAROLINA (Sept. 28)
Interception return yds	
96	Samford vs ALABAMA A&M (Sept. 21)
73	ETSU vs MERCER (Nov. 16)
Interception return average	
48.0	Samford vs ALABAMA A&M (Sept. 21) [2-96]
36.5	ETSU vs MERCER (Nov. 16) [2-73]
Longest interception return	
95	Samford vs ALABAMA A&M (Sept. 21)
49	Furman vs POINT (Nov. 23)
Interception return TDs	
1	Western Carolina vs MERCER (Aug. 31)
1	Samford vs ALABAMA A&M (Sept. 21)
1	Furman vs POINT (Nov. 23)
Fumbles lost	
4	VMI vs WESTERN CAROLINA (Nov. 2)
3	Mercer vs CHATTANOOGA (Oct. 5)
3	The Citadel at Chattanooga (Nov. 16)
3	Samford at Western Carolina (Nov. 16)
Fumbles recovered	
4	Western Carolina at VMI (Nov. 2)
3	Chattanooga at Mercer (Oct. 5)
3	Chattanooga vs THE CITADEL (Nov. 16)
3	Western Carolina vs SAMFORD (Nov. 16)
Sacked by opponent	
6	Western Carolina at The Citadel (Oct. 12)
6	ETSU at Vanderbilt (Nov. 23)
QB sacks	
6	The Citadel vs WESTERN CAROLINA (Oct. 12)
5	Furman vs CHARLESTON SOUTHERN (Aug. 31)
5	VMI vs MARS HILL (Sept. 7)
5	Wofford vs GARDNER-WEBB (Sept. 21)
5	Wofford at VMI (Sept. 28)
5	VMI at The Citadel (Oct. 5)
5	Furman vs POINT (Nov. 23)
Turnovers committed	
5	Chattanooga at Tennessee (Sept. 14)
5	VMI vs WESTERN CAROLINA (Nov. 2)
5	Western Carolina at Alabama (Nov. 23)
Turnovers caused	
5	VMI vs MARS HILL (Sept. 7)
5	Western Carolina at VMI (Nov. 2)
Kicks blocked	
2	The Citadel at Elon (Sept. 7)
1	Mercer at Presbyterian (Sept. 7)
1	VMI vs ROBERT MORRIS (Sept. 21)
1	Chattanooga at Mercer (Oct. 5)
1	Mercer vs CHATTANOOGA (Oct. 5)
1	Western Carolina vs ETSU (Nov. 9)
1	Furman vs POINT (Nov. 23)
1	Samford at Auburn (Nov. 23)
1	VMI vs CHATTANOOGA (Nov. 23)
First downs	
32	Chattanooga vs WESTERN CAROLINA (Sept. 28)
31	Samford at VMI (Oct. 12)
1st downs rushing	
23	The Citadel vs MERCER (Oct. 26)
21	The Citadel at Georgia Tech (Sept. 14)
21	Chattanooga vs WESTERN CAROLINA (Sept. 28)
21	Wofford at VMI (Sept. 28)
1st downs passing	
18	VMI vs SAMFORD (Oct. 12)
16	VMI vs MARS HILL (Sept. 7)
16	VMI at ETSU (Sept. 14)
16	Mercer vs AUSTIN PEAY (Sept. 14)
16	Mercer vs VMI (Oct. 19)
1st downs by penalty	
8	Mercer vs AUSTIN PEAY (Sept. 14)
6	Furman at Austin Peay (Nov. 30)
Penalties	
11	Chattanooga vs EASTERN ILLINOIS (Aug. 29)
11	ETSU vs SHORTER (Sept. 7)
Penalties yards	
124	ETSU vs SHORTER (Sept. 7)
105	ETSU vs VMI (Sept. 14)

ALL-TIME SOCON RECORDS



Winning percentage

Team (years in SoCon)	W	L	T	Pct.
Duke (24)	99	23	5	.7992
Alabama (11)	60	14	3	.7987
West Virginia (17)	56	13	3	.7986
Tennessee (11)	50	13	6	.736
East Carolina (13)	43	18	1	.702
Appalachian State (42)	204	87	5	.698
Vanderbilt (11)	42	17	5	.6953
Georgia Southern (21)	114	50	0	.6951
Tulane (11)	43	21	4	.662
Wofford (23)	114	64	0	.640
North Carolina (31)	96	53	15	.631
Georgia Tech (11)	41	23	10	.622
Wake Forest (17)	65	40	5	.614
Florida (11)	33	22	7	.589
Georgia (11)	38	26	4	.588
Furman (81)	277	215	11	.562
Clemson (31)	67	53	6	.556
Samford (12)	52	42	0	.553
William & Mary (40)	113	95	11	.541
Maryland (29)	64	58	9	.523
Marshall (21)	69	63	2	.522
Virginia Tech (41)	108	112	22	.492
Chattanooga (43)	151	158	2	.489
Richmond (37)	102	118	10	.465
Kentucky (11)	26	31	7	.461
LSU (11)	21	25	3	.459
Washington & Lee (32)	54	70	11	.441
South Carolina (31)	67	84	10	.431
George Washington (23)	53	73	4	.423
The Citadel (81)	215	300	5	.418
Mercer (6)	18	28	0	.391
Elon (11)	32	52	0	.381
North Carolina State (31)	63	108	14	.37838
VMI (86)	186	313	23	.37835
ETSU (30)	79	133	0	.373
Western Carolina (43)	115	199	1	.367
Virginia (14)	24	46	10	.363
Auburn (11)	20	40	7	.351
Mississippi State (11)	15	35	3	.311
Mississippi (11)	12	37	2	.255
Davidson (50)	51	174	8	.236
University of the South (9)	9	37	1	.202

Most victories

Team (years in SoCon)	W	L	T	Pct.
Furman (81)	277	215	11	.562
The Citadel (81)	215	300	5	.418
Appalachian State (42)	204	87	5	.698
VMI (86)	186	313	23	.378
Chattanooga (43)	151	158	2	.489
Western Carolina (43)	115	199	1	.367
Georgia Southern (21)	114	50	0	.695
Wofford (23)	114	64	0	.640
William & Mary (40)	113	95	11	.541
Virginia Tech (41)	108	112	22	.492
Richmond (37)	102	118	10	.465
Duke (24)	99	23	5	.799
North Carolina (31)	96	53	15	.631
ETSU (30)	79	133	0	.373
Marshall (21)	69	63	2	.522
Clemson (31)	67	53	6	.556
South Carolina (31)	67	84	10	.431
Wake Forest (17)	65	40	5	.614
Maryland (29)	64	58	9	.523
North Carolina State (31)	63	108	14	.378
Alabama (11)	60	14	3	.799
West Virginia (17)	56	13	3	.799
Washington & Lee (32)	54	70	11	.441
George Washington (23)	53	73	4	.423
Samford (12)	52	42	0	.553
Davidson (50)	51	174	8	.236
Tennessee (11)	50	13	6	.736
East Carolina (13)	43	18	1	.702
Tulane (11)	43	21	4	.662
Vanderbilt (11)	42	17	5	.695
Georgia Tech (11)	41	23	10	.622
Georgia (11)	38	26	4	.588
Florida (11)	33	22	7	.589
Elon (11)	32	52	0	.381
Kentucky (11)	26	31	7	.461
Virginia (14)	24	46	10	.363
LSU (11)	21	25	3	.459
Auburn (11)	20	40	7	.351
Mercer (6)	18	28	0	.391
Mississippi State (11)	15	35	3	.311
Mississippi (11)	12	37	2	.255
University of the South (9)	9	37	1	.202



Tennessee's General Robert Neyland (right) guided the Volunteers to a 41-2-5 record and one SoCon title from 1926-32.



Legendary coach Paul "Bear" Bryant (center) began his coaching career in 1945 at then-SoCon member Maryland, guiding the Terrapins to a 6-2-1 overall mark.

Most victories (overall)

Rk Coach, school (seasons)

Rk	Coach, school (seasons)	Wins
1.	Jerry Moore, Appalachian State (1989-12)	215
2.	Wallace Wade, Alabama (1923-30); Duke (1931-41, 46-50)	171 (61 UA/110 DU)
3.	Mike Ayers, ETSU (1985-87); Wofford (1997-17)	161 (11 ETSU/150 WOF)
4.	Bobby Lamb, Furman (2002-10); Mercer (2014-19)	98 (67 FUR/31 MER)
5.	D.C. Walker, Wake Forest (1937-50)	77
6.	Frank Howard, Clemson (1940-52)	69
	Dick Sheridan, Furman (1978-85)	69
8.	H.C. Byrd, Maryland (1921-34)	68
9.	Jimmy Satterfield, Furman (1986-93)	66
	Bob Waters, Western Carolina (1977-88)	66

Average wins per season (min. three seasons)

Rk Coach, school (seasons)

Rk	Coach, school (seasons)	Avg.	Wins	Seasons
1.	Paul Johnson, Georgia Southern (1997-01)	12.4	62	5
2.	Jim Donnan, Marshall (1990-95)	10.7	64	6
3.	Jeff Monken, Georgia Southern (2010-13)	9.5	38	4
4.	Jerry Moore, Appalachian State (1989-12)	8.9	215	24
5.	Mike Sewak, Georgia Southern (2002-05)	8.8	35	4
6.	Dick Sheridan, Furman (1978-85)	8.6	69	8
7.	Joe Morrison, Chattanooga (1977-79)	8.3	25	3
	Tim Stowers, Georgia Southern (1993-95)	8.3	25	3
9.	George Chaump, Marshall (1986-89)	8.3	33	4
	Jimmy Satterfield, Furman (1986-93)	8.3	66	8

Winning percentage (min. three seasons)

Rk Coach, school (seasons)

Rk	Coach, school (seasons)	Pct.	Record
1.	Robert Neyland, Tennessee (1926-32)	93.4	61-2-5
2.	Paul Johnson, Georgia Southern (1997-01)	86.1	62-10
3.	Jim Tatum, Maryland (1947-52)	79.7	46-11-2
4.	Joe Morrison, Chattanooga (1977-79)	78.8	25-6-2
5.	Carl Voyles, William & Mary (1939-42)	78.2	29-7-3
6.	Wallace Wade, Alabama (1923-30); Duke (1931-41, 46-50)	76.5	171-49-10 (61-13-3 UA/110-36-7 DU)
7.	Jim Donnan, Marshall (1990-95)	75.3	64-21
8.	Dick Sheridan, Furman (1978-85)	74.5	69-23-2
9.	Pat Dye, East Carolina (1974-76)	72.7	24-9
10.	Jeff Monken, Georgia Southern (2010-13)	71.7	38-16


Most seasons

Rk Coach, school (seasons)

Rk	Coach, school (seasons)	Seasons
1.	Wallace Wade, Alabama (1923-30); Duke (1931-41, 46-50)	24 (8 UA/16 DU)
	Jerry Moore, Appalachian State (1989-12)	24
	Mike Ayers, ETSU (1985-87); Wofford (1997-17)	24 (3 ETSU/21 WOF)
4.	Ed Merrick, Richmond (1951-65)	15
	Bob King, Furman (1958-72)	15
	Bobby Lamb, Furman (2002-10); Mercer (2014-19)	15 (9 FUR/6 MER)
7.	H.C. Byrd, Maryland (1921-34)	14
	D.C. Walker, Wake Forest (1937-50)	14
	Bob Thalman, VMI (1971-84)	14
10.	Frank Howard, Clemson (1940-52)	13
	William Dole, Davidson (1952-64)	13
	John McKenna, VMI (1953-65)	13



Jerry Moore's 215 wins in 24 seasons at Appalachian State are the most of any SoCon head coach.



Wallace Wade won 171 games while at Alabama (61) and Duke (110) and later became the SoCon's first commissioner.



Mike Ayers retired after the 2017 season third all-time on the SoCon wins chart with 161 over 24 seasons at ETSU and Wofford.

NFL DRAFT PICKS



Year	Rd.	Sel.	Team	Name	Pos.	School	Year	Rd.	Sel.	Team	Name	Pos.	School
1936	6	54	New York Giants	Gus Durner	T	Duke	1944	13	129	Chicago Cardinals	Bob Longacre	B	William & Mary
1937	2	13	Brooklyn Dodgers	Ace Parker	TB	Duke	1944	14	142	Boston Yanks	John Maskas	G	Virginia Tech
1937	6	51	Philadelphia Eagles	Bill Guckeyson	B	Maryland	1944	15	146	Philadelphia Eagles	Dom Fusci	T	South Carolina
1937	6	54	New York Giants	Jim Farley	G	VMI	1944	15	150	Chicago Bears	Bill Milner	LB	Duke
1937	7	63	Chicago Cardinals	Herm Dickerson	B	Virginia Tech	1944	17	168	Philadelphia Eagles	Jackie Freeman	B	William & Mary
1937	10	96	Washington Redskins	Mac Cara	E	North Carolina State	1944	17	171	Washington Redskins	Tom Davis	B	Duke
1938	5	36	Detroit Lions	Andy Bershak	E	North Carolina	1944	18	181	Green Bay Packers	Hugh Cox	B	North Carolina
1938	6	45	Chicago Cardinals	Joe Brunansky	T	Duke	1944	19	197	Boston Yanks	Art Faircloth	B	North Carolina State
1938	8	64	Pittsburgh Pirates	Tom Burnette	B	North Carolina	1944	21	219	Boston Yanks	Bill Furman	T	Washington & Lee
1938	12	103	Brooklyn Dodgers	Lou Mark	C	North Carolina State	1944	23	236	Green Bay Packers	John Perry	B	Duke
1938	12	108	New York Giants	Elmore Hackney	B	Duke	1944	24	242	Chicago Cardinals	Bob Nanni	T	Duke
1938	12	109	Washington Redskins	Hank Bartos	G	North Carolina	1944	24	248	Washington Redskins	Ed Bauer	G	South Carolina
1939	5	37	Detroit Lions	Steve Maronic	T	North Carolina	1944	24	252	Boston Yanks	Courtney Lawlor	B	Richmond
1939	5	40	New York Giants	Don Willis	B	Clemson	1944	26	269	Green Bay Packers	Ray Jordan	B	North Carolina
1939	6	49	Green Bay Packers	Larry Craig	QB	South Carolina	1944	30	308	Chicago Cardinals	Lloyd Ott	C	North Carolina State
1939	8	65	Brooklyn Dodgers	Dan Hill	C	Duke	1945	1	10	New York Giants	Elmer Barbour	BB	Wake Forest
1939	12	104	Philadelphia Eagles	Jack Kraynick	B	North Carolina	1945	10	93	Chicago Bears	Billy Poe	B	Clemson
1939	12	108	Washington Redskins	Robert O'Mara	B	Duke	1945	13	121	Chicago Cardinals	Buddy Luper	B	Duke
1939	13	111	Chicago Cardinals	Andy Sabodos	G	The Citadel	1945	13	123	Boston Yanks	George McDonald	T	South Carolina
1939	14	121	Pittsburgh Pirates	Ed Clary	B	South Carolina	1945	15	144	Chicago Cardinals	Gordon Carver	B	Duke
1939	14	130	New York Giants	George Watson	B	North Carolina	1945	15	146	Boston Yanks	Chan Highsmith	C	North Carolina
1939	15	135	Brooklyn Dodgers	Lou Trunzo	G	Wake Forest	1945	16	156	Boston Yanks	Skimp Harrison	E	South Carolina
1939	15	138	Washington Redskins	Eric Tipton	B	Duke	1945	16	160	Washington Redskins	Dom Fusci	T	South Carolina
1939	16	142	Chicago Cardinals	Gus Goins	E	Clemson	1945	17	167	Chicago Cardinals	Ben Cittadino	E	Duke
1940	1	4	Brooklyn Dodgers	Banks McFadden	HB	Clemson	1945	17	172	Chicago Bears	Nick Sacrinty	QB	Wake Forest
1940	1	2	Philadelphia Eagles	George McAfee	HB	Duke	1945	18	177	Chicago Cardinals	Ralph Strayhorn	G	North Carolina
1940	2	11	Chicago Cardinals	George Stirweiss	B	North Carolina	1945	18	185	New York Giants	Bill Byrd	C	Maryland
1940	3	19	Brooklyn Dodgers	Rhoten Shetley	B	Furman	1945	22	220	Chicago Cardinals	Fred Grant	B	Wake Forest
1940	4	29	Brooklyn Dodgers	Bill Bailey	OE	Duke	1945	24	246	Cleveland Rams	Stan Nowak	E	South Carolina
1940	7	54	Brooklyn Dodgers	Ty Coon	G	North Carolina State	1945	25	256	Boston Yanks	Bill Iancelli	E	William & Mary
1940	7	55	Cleveland Rams	Bob Nowaskey	DE	George Washington	1945	26	271	Chicago Bears	Lu Gambino	FB	Maryland
1940	9	73	Pittsburgh Steelers	Dick Boisseau	T	Washington & Lee	1945	27	277	Pittsburgh Steelers	Glen Stough	T	Duke
1940	10	82	Pittsburgh Steelers	Paul Shu	B	VMI	1945	27	279	Cleveland Rams	Russ Perry	B	Wake Forest
1940	12	108	Washington Redskins	Allen Johnson	G	Duke	1945	29	302	Washington Redskins	Frank Irwin	T	Duke
1940	13	120	New York Giants	Joe Payne	G	Clemson	1945	29	304	Chicago Bears	Nick Forkovitch	FB	William & Mary
1940	16	148	Washington Redskins	Bolo Perdue	DE	Duke	1946	2	13	Pittsburgh Steelers	George Clark	B	Duke
1940	17	153	Pittsburgh Steelers	Mike Sullivan	E	North Carolina State	1946	2	15	New York Giants	Elmer Jones	G	Wake Forest
1940	18	166	Detroit Lions	Frank Ribar	B	Duke	1946	3	20	New York Giants	Hosea Rodgers	FB	North Carolina
1940	18	161	Chicago Cardinals	Shad Bryant	B	Clemson	1946	4	29	Chicago Bears	Ernie Knotts	G	Duke
1940	19	178	Washington Redskins	Charley Slagle	B	North Carolina	1946	5	38	Detroit Lions	Dave Harris	E	Wake Forest
1940	20	181	Chicago Cardinals	Rupert Pate	G	Wake Forest	1946	6	43	Pittsburgh Steelers	Marion Woods	G	Clemson
1941	1	11	Philadelphia Eagles	Art Jones	B	Richmond	1946	10	88	Philadelphia Eagles	Al Vandeweghe	E	William & Mary
1941	4	27	Pittsburgh Steelers	Jim Ringgold	B	Wake Forest	1946	11	93	Pittsburgh Steelers	Doc Holloway	G	William & Mary
1941	7	55	Detroit Lions	John Jett	E	Wake Forest	1946	12	105	New York Giants	Al Bush	T	Duke
1941	8	64	Cleveland Rams	Tony Gallovich	WB	Wake Forest	1946	14	147	Detroit Lions	Kelley Mote	OE	Duke
1941	9	75	Detroit Lions	Jasper Davis	B	Duke	1946	15	136	Green Bay Packers	Jim Hough	G	Clemson
1941	10	84	Cleveland Rams	John Pendergast	C	Wake Forest	1946	15	138	Detroit Lions	Pat Thrash	E	South Carolina
1941	10	88	Chicago Bears	Jim Lalanne	B	North Carolina	1946	16	144	Chicago Bears	Ted Hazelwood	T	North Carolina
1941	12	102	Pittsburgh Steelers	Paul Severin	E	North Carolina	1946	16	148	Philadelphia Eagles	Buddy Hubbard	B	William & Mary
1941	16	142	Pittsburgh Steelers	Wes McAfee	HB	Duke	1946	18	161	Chicago Cardinals	Frank Irwin	T	Duke
1941	16	143	Chicago Cardinals	Gates Kimball	T	North Carolina	1946	18	163	Pittsburgh Steelers	Charles (Buck) Garrison	G	Wake Forest
1941	18	162	Pittsburgh Steelers	Bill Cornwell	T	Furman	1946	19	171	Chicago Cardinals	Pride Ratterree	G	Wake Forest
1941	19	179	Chicago Bears	Alex Winterson	T	Duke	1946	20	188	Philadelphia Eagles	Dave Butcher	B	William & Mary
1942	1	4	Chicago Cardinals	Steve Lach	FB	Duke	1946	21	200	Los Angeles Rams	Cliff Lewis	DB	Duke
1942	5	35	Detroit Lions	Joe Blalock	E	Clemson	1946	23	213	Pittsburgh Steelers	Bill Leitheiser	G	Duke
1942	6	49	Green Bay Packers	Joe Krivonak	G	South Carolina	1946	24	222	Boston Yanks	Mike Karmazin	G	Duke
1942	7	58	New York Giants	Tommy Prothro	B	Duke	1946	28	262	Boston Yanks	Don Gleasner	E	Maryland
1942	9	76	Washington Redskins	Frank Swiger	B	Duke	1946	28	264	Chicago Bears	Howard Weldon	G	North Carolina
1942	11	95	Detroit Lions	John Polanski	FB	Wake Forest	1946	29	275	New York Giants	Steve Lucas	E	Duke
1942	13	114	Chicago Cardinals	Charley Givler	G	Wake Forest	1946	29	276	Green Bay Packers	Francis Saunders	T	Clemson
1942	13	118	New York Giants	Bob Barnett	C	Duke	1946	30	281	Chicago Cardinals	Jim LaRue	B	Duke
1942	14	129	Green Bay Packers	Bill Applegate	G	South Carolina	1946	30	285	New York Giants	Bill Voris	B	North Carolina
1942	18	164	Chicago Cardinals	Carl Suntheimer	C	North Carolina	1947	7	49	Pittsburgh Steelers	Bryant Meeks	C	South Carolina
1942	19	176	Washington Redskins	Tank Timmons	B	Clemson	1947	7	50	Chicago Cardinals	Howard Turner	B	North Carolina State
1942	20	181	Pittsburgh Steelers	Frank Kapriva	FB	Wake Forest	1947	8	57	Boston Yanks	Bill Chipley	E	Washington & Lee
1942	22	197	Brooklyn Dodgers	Walt Fedora	FB	George Washington	1947	9	66	Detroit Lions	Kale Alexander	T	South Carolina
1943	1	2	Philadelphia Eagles	Joe Muha	FB	VMI	1947	9	71	Philadelphia Eagles	Bob Leonetti	G	Wake Forest
1943	3	21	New York Giants	Dewey Proctor	B	Furman	1947	10	78	Pittsburgh Steelers	Paul Gibson	E	North Carolina State
1943	4	26	Detroit Lions	Ralph Hamer	B	Furman	1947	10	80	Philadelphia Eagles	Ulysses Cornogg	T	Wake Forest
1943	6	43	Brooklyn Dodgers	Harvey Johnson	T	William & Mary	1947	10	79	Washington Redskins	Ernie Williamson	T	North Carolina
1943	6	47	Philadelphia Eagles	Lou Sossamon	C	South Carolina	1947	12	98	Pittsburgh Steelers	Jack Fitch	B	North Carolina
1943	7	51	Detroit Lions	Paul Sizemore	E	Furman	1947	12	99	Washington Redskins	Ulysses S. Savage	E	Richmond
1943	9	73	Chicago Cardinals	Moffatt Storer	B	Duke	1947	13	108	Washington Redskins	Bob Steckroth	E	William & Mary
1943	11	96	New York Giants	Glenn Knox	E	William & Mary	1947	13	115	Chicago Bears	Emil Fritz	G	Maryland
1943	13	117	Philadelphia Eagles	Pete Boltrek	T	North Carolina State	1947	14	117	Boston Yanks	Leo Long	B	Duke
1943	14	124	Chicago Cardinals	Buster Ramsey	G	William & Mary	1947	15	131	Chicago Cardinals	Buddy Mulligan	B	Duke
1943	16	141	Detroit Lions	Marv Bass	T	William & Mary	1947	16	138	Pittsburgh Steelers	Ralph Jenkins	C	Clemson
1943	17	159	Chicago Bears	Pat Preston	G	Wake Forest	1947	18	159	Washington Redskins	Tom Nichols	B	Richmond
1943	20	189	Chicago Bears	Marion Butler	B	Clemson	1947	18	164	New York Giants	Dick Brinkley	B	Wake Forest
1943	21	196	New York Giants	Tank Marshall	G	North Carolina	1947	18	165	Chicago Bears	Walt Pupa	B	North Carolina
1943	22	206	New York Giants	John Korczowski	B	William & Mary	1947	19	168	Washington Redskins	Harry Dowda	DB	Wake Forest
1943	23	214	Brooklyn Dodgers	W.J. Gibson	E	North Carolina State	1947	22	200	Philadelphia Eagles	George Blomquist	E	North Carolina State
1943	32	298	Green Bay Packers	Ken Roskie	FB	South Carolina	1947	25	228	Washington Redskins	Hal Mullins	T	Duke
1944	3	25	Pittsburgh Steelers	Bob Gantt	E	Duke	1947	27	248	Washington Redskins	Otis Sacrinty	B	Wake Forest
1944	5	41	Chicago Cardinals	George Owen	G	Wake Forest	1947	28	258	Pittsburgh Steelers	Ralph Sazio	T	William & Mary
1944	7	65	Boston Yanks	Mike Andrews	E	North Carolina State	1947	28	262	Green Bay Packers	Baxter Jerrell	T	North Carolina
1944	8	66	Chicago Cardinals	Red Cochran	QB	Wake Forest	1947	28	263	Los Angeles Rams	Jim Hunnicutt	G	South Carolina
1944	8	75	Cleveland Rams	Stan Stascia	B	South Carolina	1947	29	274	New York Giants	Claude Harrison	B	South Carolina
1944	10	92	New York Giants	Ernie Beamer	E	Duke	1947	31	291	Los Angeles Rams	James Atwell	B	South Carolina
1944	10	95	Chicago Bears	Bill Starford	C	Wake Forest	1948	3	16	Washington Redskins	Tommy Thompson	LB	William & Mary
1944	12	114	New York Giants	Tommy Mont	QB	Maryland	1948	3	23	Chicago Cardinals	Bill Smith	T	North Carolina



NFL DRAFT PICKS

#SoConFB

Year	Rd.	Sel.	Team	Name	Pos.	School	Year	Rd.	Sel.	Team	Name	Pos.	School
1948	5	32	Chicago Bears	Knox Ramsey	G	William & Mary	1951	28	337	Los Angeles Rams	Sterling Wingo	B	Virginia Tech
1948	8	65	Chicago Cardinals	Jim Camp	B	North Carolina	1951	29	346	Philadelphia Eagles	Roscoe Hansen	E	North Carolina
1948	9	74	Chicago Bears	Malachi Mills	T	VMI	1951	30	360	Chicago Bears	Charley Butler	E	George Washington
1948	9	75	New York Giants	Ed Royston	G	Wake Forest	1952	1	6	Pittsburgh Steelers	Ed Modzelewski	FB	Maryland
1948	10	76	New York Giants	Stan Magdziak	B	William & Mary	1952	2	19	Washington Redskins	Andy Davis	DB	George Washington
1948	11	92	Chicago Bears	Jim McDowell	G	William & Mary	1952	3	30	Pittsburgh Steelers	Steve Wadiak	B	South Carolina
1948	18	165	Chicago Cardinals	Harry Caughron	T	William & Mary	1952	4	39	Cleveland Browns	Elmer Costa	G	North Carolina State
1948	20	180	Los Angeles Rams	Jim Rees	T	North Carolina State	1952	5	59	New York Giants	Bob Patton	T	Clemson
1948	20	184	Pittsburgh Steelers	Fred Folger	B	Duke	1952	6	62	New York Giants	Dave Cianelli	C	Maryland
1948	21	188	Washington Redskins	Bryan Bell	B	Washington & Lee	1952	6	67	Washington Redskins	Ed Kensler	G	Maryland
1948	21	189	Boston Yanks	Jim Lukens	E	Washington & Lee	1952	7	75	Chicago Cardinals	Harry Jabbusch	C	South Carolina
1948	23	208	Washington Redskins	Lou Hoitsma	E	William & Mary	1952	11	128	Chicago Bears	Bill Miller	B	Wake Forest
1948	23	212	Chicago Bears	Jim Duncan	E	Wake Forest	1952	13	148	Green Bay Packers	Billy Hair	B	Clemson
1948	23	214	Pittsburgh Steelers	Dike Norman	C	Washington & Lee	1952	13	156	Cleveland Browns	Tom Cosgrove	C	Maryland
1948	24	225	Chicago Cardinals	Dick Wedel	G	Wake Forest	1952	14	160	Chicago Cardinals	Tom Toffa	C	North Carolina State
1948	27	246	New York Giants	Tom Salisbury	T	Clemson	1952	14	169	Los Angeles Rams	Joe Moss	T	Maryland
1948	27	252	Philadelphia Eagles	Bill Stanton	DE	North Carolina State	1952	15	179	New York Giants	Paul Bischoff	E	West Virginia
1948	26	237	Detroit Lions	Phil Alexander	T	South Carolina	1952	16	186	Pittsburgh Steelers	Pete Ladygo	G	Maryland
1948	26	243	Philadelphia Eagles	Lou Creekmur	T	William & Mary	1952	17	199	Washington Redskins	Gil Bocetti	B	Washington & Lee
1948	28	263	Chicago Bears	Fred Hardison	E	Duke	1952	19	219	Chicago Cardinals	Ed Listopad	G	Wake Forest
1948	30	279	Boston Yanks	Harry Bonk	B	Maryland	1952	19	221	Philadelphia Eagles	Talbott Trammell	E	Washington & Lee
1949	1	6	Pittsburgh Steelers	Bobby Gage	B	Clemson	1952	19	226	Detroit Lions	Blaine Earon	DE	Duke
1949	1	7	Los Angeles Rams	Bobby Thomason	QB	VMI	1952	20	241	Los Angeles Rams	Ed Weber	B	William & Mary
1949	7	71	Philadelphia Eagles	Frank Gillespie	G	Clemson	1952	22	259	Washington Redskins	Jim O'Rourke	B	North Carolina State
1949	2	14	New York Giants	Al DeRogatis	DT	Duke	1952	23	272	Chicago Bears	Paul Nestor	T	Maryland
1949	3	28	Washington Redskins	Len Szafaryn	T	North Carolina	1952	23	275	New York Giants	Bob Bickel	B	Duke
1949	3	31	Chicago Bears	Red O'Quinn	DB	Wake Forest	1952	24	278	New York Giants	Bob Ward	G	Maryland
1949	5	44	New York Bulldogs	Mike Boyda	LB	Washington & Lee	1952	24	279	Green Bay Packers	John Schuetzner	E	South Carolina
1949	5	50	Chicago Cardinals	Tom Wham	E	Furman	1952	26	304	Chicago Cardinals	Charley Fry	T	Maryland
1949	6	60	Chicago Cardinals	Bernie Hanula	T	Wake Forest	1952	27	324	Cleveland Browns	Bill Maletzky	G	Maryland
1949	8	73	New York Bulldogs	Mike Rubish	E	North Carolina	1952	28	332	Chicago Bears	Karney Scioscia	B	Maryland
1949	8	78	Washington Redskins	Bob Kennedy	B	North Carolina	1952	30	354	Pittsburgh Steelers	Ed Kissell	DB	Wake Forest
1949	10	92	Detroit Lions	Bill Davis	G	Duke	1952	30	356	Chicago Bears	Bob Shemonski	B	Maryland
1949	14	138	Washington Redskins	Pat Haggerty	E	William & Mary	1953	1	3	Washington Redskins	Jack Scarbath	QB	Maryland
1949	16	153	New York Bulldogs	Jack Bruce	B	William & Mary	1953	2	16	Washington Redskins	Dick Modzelewski	DT	Maryland
1949	19	189	Chicago Bears	Bob Mitten	G	North Carolina	1953	4	43	Pittsburgh Steelers	Lloyd Colterlyahn	E	Maryland
1949	20	192	Detroit Lions	Joe Romano	T	North Carolina	1953	4	42	Chicago Bears	Joe Koch	B	Wake Forest
1949	20	197	Los Angeles Rams	Lloyd Eisenberg	T	Duke	1953	4	47	San Francisco 49ers	Ed Fullerton	DB	Maryland
1949	21	208	Washington Redskins	Tommy Hughes	B	Duke	1953	5	54	Pittsburgh Steelers	Bob Gaona	T	Wake Forest
1949	21	209	Chicago Bears	Jim Duncan	E	Duke	1953	5	55	Chicago Bears	Stan Jones	G	Maryland
1949	22	213	New York Bulldogs	Jim Lail	B	Wake Forest	1953	6	67	Pittsburgh Steelers	Tom Barton	G	Clemson
1949	22	215	New York Giants	Tom Fetzer	B	Wake Forest	1953	6	71	Chicago Cardinals	Tom Higgins	T	North Carolina
1949	23	230	Chicago Cardinals	Bob Cox	E	North Carolina	1953	7	78	Pittsburgh Steelers	John Alderton	DE	Maryland
1949	25	249	Chicago Bears	Stan Marczyk	T	North Carolina	1953	8	89	Washington Redskins	Lew Weidensaul	E	Maryland
1950	2	16	New York Yanks	Art Weiner	E	North Carolina	1953	8	90	Chicago Bears	John Kreamcheck	DT	William & Mary
1950	3	34	Pittsburgh Steelers	George Hughes	T	William & Mary	1953	8	97	Los Angeles Rams	Bob Morgan	DT	Maryland
1950	5	60	Pittsburgh Steelers	Louis Allen	OT	Duke	1953	10	122	Detroit Lions	Dreher Gaskin	E	Clemson
1950	6	69	Green Bay Packers	Jack Cloud	LB	William & Mary	1953	11	124	Washington Redskins	Alex Webster	HB	North Carolina State
1950	9	108	Green Bay Packers	Roger Wilson	E	South Carolina	1953	12	137	Washington Redskins	Buzz Nutter	C	Virginia Tech
1950	9	113	Chicago Cardinals	Vito Ragazzo	E	William & Mary	1953	12	138	Chicago Bears	Jim Lawrence	T	Duke
1950	9	117	Cleveland Browns	Jim Duncan	DE	Wake Forest	1953	12	141	San Francisco 49ers	Carson Leach	G	Duke
1950	10	130	Cleveland Browns	Frank O'Pella	B	William & Mary	1953	12	146	Detroit Lions	Larry Spencer	B	Wake Forest
1950	16	201	Washington Redskins	Charlie Justice	B	North Carolina	1953	13	151	Green Bay Packers	Bob Orders	C	West Virginia
1950	16	203	Chicago Cardinals	Harry Bierman	E	Furman	1953	13	158	Detroit Lions	Bob Thomas	E	Washington & Lee
1950	16	206	Chicago Bears	Ed Bradley	G	Wake Forest	1953	14	159	Baltimore Colts	Frank Continetti	G	George Washington
1950	17	217	Chicago Cardinals	Tom Palmer	DT	Wake Forest	1953	16	190	Philadelphia Eagles	Bud Wallace	B	North Carolina
1950	18	230	Pittsburgh Steelers	Kenneth Powell	E	North Carolina	1953	17	206	Detroit Lions	Ray Green	T	Duke
1950	20	252	Detroit Lions	Fred Davis	E	Maryland	1953	18	210	Chicago Bears	Jim Shirley	B	Clemson
1950	22	282	Pittsburgh Steelers	Stan Burak	B	George Washington	1953	18	211	Pittsburgh Steelers	Carl Holben	T	Duke
1950	22	284	Chicago Bears	Jim Byler	G	North Carolina State	1953	18	218	Detroit Lions	Ed Mioduszewski	QB	William & Mary
1950	24	304	Detroit Lions	Jim McDowell	G	William & Mary	1953	19	220	Washington Redskins	Tom Flyzik	T	George Washington
1950	25	325	Cleveland Browns	Jim Brasher	C	Maryland	1953	19	221	Chicago Cardinals	Tom Donahue	C	Wake Forest
1950	26	331	Washington Redskins	Earl Roth	B	Maryland	1953	20	233	Washington Redskins	Bill Link	G	Wake Forest
1950	29	367	New York Bulldogs	Ed Jasonek	B	Furman	1953	21	246	Pittsburgh Steelers	Don Earley	G	South Carolina
1950	29	378	Philadelphia Eagles	Wes Curtier	T	Richmond	1953	21	251	Philadelphia Eagles	Hal Brooks	T	Washington & Lee
1951	2	21	Washington Redskins	Jim Staton	DT	Wake Forest	1953	22	259	Pittsburgh Steelers	Ed O'Connor	T	Maryland
1951	2	23	Chicago Bears	Bill George	LB	Wake Forest	1953	22	264	Cleveland Browns	Byrd Looper	B	Duke
1951	2	25	New York Giants	Ray Krouse	DT	Maryland	1953	24	290	Detroit Lions	Truett Grant	T	Duke
1951	3	27	Green Bay Packers	Fred Cone	FB	Clemson	1953	25	292	Washington Redskins	Art Hurd	G	Maryland
1951	4	46	New York Yanks	Elmer Wingate	DE	Maryland	1953	25	295	Chicago Bears	Clyde Pickard	G	Wake Forest
1951	6	64	San Francisco 49ers	Bishop Strickland	FB	South Carolina	1953	29	341	Chicago Cardinals	Earl Wrightenberry	T	Clemson
1951	6	66	Chicago Cardinals	Ed Jasonek	B	Furman	1953	29	343	Chicago Bears	Jack Lewis	E	Wake Forest
1951	7	81	Pittsburgh Steelers	Ray Mathews	B	Clemson	1953	29	347	New York Giants	Bob Griffis	G	Furman
1951	7	82	Cleveland Browns	Irv Holdash	C	North Carolina	1953	30	354	Chicago Bears	Bill Brehany	QB	VMI
1951	7	86	Cleveland Browns	Walt Michaels	LB	Washington & Lee	1953	30	355	Pittsburgh Steelers	Lou Tepe	C	Duke
1951	8	87	Washington Redskins	Billy Cox	DB	Duke	1954	3	35	San Francisco 49ers	Steve Korcheck	C	George Washington
1951	9	101	Washington Redskins	Jake Rowden	C	Maryland	1954	3	37	Detroit Lions	Bill Bowman	FB	William & Mary
1951	9	108	Chicago Bears	Bill Gregus	B	Wake Forest	1954	4	40	Green Bay Packers	Tommy Allman	B	West Virginia
1951	10	123	Cleveland Browns	Chet Giurla	G	Maryland	1954	5	54	Chicago Bears	Bob Griffis	G	Furman
1951	11	129	Pittsburgh Steelers	Joe McCutcheon	C	Washington & Lee	1954	5	61	Detroit Lions	George Parozzo	T	William & Mary
1951	11	131	New York Yanks	Wyndie Wyndham	B	Clemson	1954	6	68	Washington Redskins	Bill McHenry	C	Washington & Lee
1951	12	146	New York Giants	Bob Hudson	E	Clemson	1954	8	89	New York Giants	Ralph Starkey	T	West Virginia
1951	15	173	San Francisco 49ers	Dave Sparks	G	South Carolina	1954	8	92	Washington Redskins	Bill Marker	E	West Virginia
1951	16	195	Cleveland Browns	Ed Pasky	B	South Carolina	1954	12	140	Washington Redskins	Ben Dunkerley	T	West Virginia
1951	17	201	Pittsburgh Steelers	Ted Gehlmann	T	William & Mary	1954	15	178	Los Angeles Rams	Ed Elliott	B	Richmond
1951	19	224	Philadelphia Eagles	Jack Bove	T	West Virginia	1954	19	218	Chicago Cardinals	Jerry Sazio	T	William & Mary
1951	20	240	Chicago Bears	Larry Smith	C	South Carolina	1954	21	250	Los Angeles Rams	Jerry Cooper	T	West Virginia
1951	22	262	Pittsburgh Steelers	Dick Hendley	B	Clemson	1954	22	258	Chicago Bears	Charlie Sumner	DB	William & Mary
1951	24	282	Washington Redskins	Tom Powers	B	Duke	1954	24	282	Chicago Bears	Bill Jarrett	B	West Virginia
1951	25	300	Los Angeles Rams	Jackie Calvert	T	Clemson	1954	24	286	Los Angeles Rams	Ed Brookman	T	West Virginia
1951	26	308	Detroit Lions	Frank Kazmierski	C	West Virginia	1954	25	300	Cleveland Browns	Tom Hughes	T	Virginia Tech


NFL DRAFT PICKS




Year	Rd.	Sel.	Team	Name	Pos.	School	Year	Rd.	Sel.	Team	Name	Pos.	School
1954	27	324	Cleveland Browns	Johnny Mapp	B	VMI	1959	13	150	San Francisco 49ers	Bill Lopasky	G	West Virginia
1954	28	326	Chicago Cardinals	Tom Koller	B	William & Mary	1959	14	165	Los Angeles Rams	Pete Davidson	T	The Citadel
1954	29	345	Philadelphia Eagles	Jack Stone	B	West Virginia	1959	17	193	Green Bay Packers	Tom Secules	B	William & Mary
1954	29	348	Cleveland Browns	Troy Carter	B	VMI	1959	21	244	Washington Redskins	Mel Reight	B	West Virginia
1955	5	51	Baltimore Colts	George Preas	T	Virginia Tech	1959	21	245	Detroit Lions	Buddy Davis	B	Richmond
1955	5	57	Philadelphia Eagles	Gene Lamone	G	West Virginia	1959	22	255	Chicago Cardinals	Glenn Shamblyn	B	West Virginia
1955	7	76	Washington Redskins	Erik Christensen	E	Richmond	1959	22	260	Chicago Bears	Lennie Rubal	B	William & Mary
1955	7	82	San Francisco 49ers	Johnny Dean	B	Virginia Tech	1959	26	302	Philadelphia Eagles	Jim Burks	T	Virginia Tech
1955	7	83	Chicago Bears	Bruce Sturgess	B	William & Mary	1959	27	323	New York Giants	Joe Biscaha	E	Richmond
1955	11	128	New York Giants	Bill Hillen	E	West Virginia	1960	2	21	Washington Redskins	Sam Horner	HB	VMI
1955	13	154	San Francisco 49ers	Richie Gaskell	E	George Washington	1960	8	86	Los Angeles Rams	Carroll Dale	WR	Virginia Tech
1955	18	211	Los Angeles Rams	Clyde Sweeney	T	West Virginia	1960	14	163	Cleveland Browns	Bill Dumbauld	T	West Virginia
1955	21	242	Chicago Cardinals	Howie Wright	B	Virginia Tech	1960	14	164	Philadelphia Eagles	Ray Peterson	B	West Virginia
1955	22	255	Washington Redskins	Joe Boland	B	George Washington	1960	15	169	Los Angeles Rams	Harry Rakowski	C	The Citadel
1955	23	268	Washington Redskins	Chuck Donaldson	C	West Virginia	1960	16	186	Pittsburgh Steelers	Dave Ames	B	Richmond
1955	27	315	Baltimore Colts	Jim Locke	T	Virginia Tech	1960	17	194	Chicago Cardinals	Joe Davis	T	The Citadel
1955	28	332	New York Giants	Al Crow	DT	William & Mary	1961	3	42	Philadelphia Eagles	Don Oakes	T	Virginia Tech
1955	30	351	Washington Redskins	Tom Petty	E	Virginia Tech	1961	6	77	Baltimore Colts	Don Kern	HB	VMI
1956	1	6	Los Angeles Rams	Joe Marconi	FB	West Virginia	1961	12	157	Washington Redskins	Bob Coolbaugh	E	Richmond
1956	2	15	San Francisco 49ers	Bruce Bosley	C	West Virginia	1961	12	160	Chicago Bears	Howard Dyer	QB	VMI
1956	3	30	New York Giants	Sam Huff	LB	West Virginia	1961	16	214	Los Angeles Rams	Mike Zeno	G	Virginia Tech
1956	3	36	Washington Redskins	Fred Wyant	QB	West Virginia	1961	16	221	New York Giants	Bernie Vishneski	T	Virginia Tech
1956	4	40	San Francisco 49ers	Frank Pajaczkowski	B	Richmond	1962	6	78	San Francisco 49ers	Bill Winter	T	West Virginia
1956	4	49	Cleveland Browns	Bobby Moss	B	West Virginia	1962	11	148	San Francisco 49ers	Larry Jepson	C	Furman
1956	6	62	Detroit Lions	Bob Lusk	C	William & Mary	1962	14	191	Baltimore Colts	Stinson Jones	B	VMI
1956	7	76	Pittsburgh Steelers	Dick Gaspari	C	George Washington	1962	15	205	Baltimore Colts	Joe Monti	G	Furman
1956	11	122	Detroit Lions	Lou Wacker	B	Richmond	1962	15	210	Green Bay Packers	Roger Holdinsky	B	West Virginia
1956	11	133	Cleveland Browns	Bill Underdonk	T	West Virginia	1962	18	247	Baltimore Colts	Mel Rideout	QB	Richmond
1956	14	169	Cleveland Browns	Charlie Sidwell	B	William & Mary	1963	5	61	Baltimore Colts	Bill Ventura	T	Richmond
1956	19	218	Detroit Lions	Dale Vaughn	B	VMI	1963	7	95	Green Bay Packers	Olin Hill	T	Furman
1956	22	260	Green Bay Packers	Jonny Popson	B	Furman	1963	8	102	Philadelphia Eagles	Tom Woodeshick	RB	West Virginia
1957	8	95	Detroit Lions	Dave Liddick	DT	George Washington	1963	12	165	Chicago Bears	Dick Drummond	B	George Washington
1957	13	147	Los Angeles Rams	Bob Wolfenden	B	Virginia Tech	1963	13	181	New York Giants	Jim Moss	B	West Virginia
1957	13	153	Washington Redskins	Claude Austin	B	George Washington	1963	15	210	Green Bay Packers	Gene Breen	LB	Virginia Tech
1957	15	180	Chicago Bears	Tony Hosek	E	West Virginia	1963	18	250	New York Giants	Bill Pashe	DB	George Washington
1957	16	191	Detroit Lions	Hillmer Olson	C	Virginia Tech	1963	19	257	Baltimore Colts	Steve Berzansky	B	West Virginia
1957	18	213	Washington Redskins	Ed Sakach	G	George Washington	1964	5	66	Pittsburgh Steelers	T.W. Alley	T	William & Mary
1957	21	250	Chicago Cardinals	Joe Kopnisky	E	West Virginia	1964	6	76	Detroit Lions	John Hilton	TE	Richmond
1957	22	264	Chicago Bears	Tom Dalzell	T	Virginia Tech	1964	7	86	Philadelphia Eagles	Pete Goimarac	C	West Virginia
1957	24	285	Washington Redskins	Bob Jennings	C	Furman	1964	10	131	Los Angeles Rams	Ron Smith	QB	Richmond
1957	24	286	Chicago Cardinals	Ron Klim	C	West Virginia	1964	10	134	Detroit Lions	Glenn Holton	HB	West Virginia
1957	29	341	Cleveland Browns	Bill Trozzo	T	West Virginia	1964	11	150	Pittsburgh Steelers	Robert Soleau	LB	William & Mary
1957	30	358	Detroit Lions	Mike Shill	T	Furman	1964	12	156	Philadelphia Eagles	John Sapinsky	T	William & Mary
1958	1	7	Chicago Bears	Chuck Howley	LB	West Virginia	1964	13	177	St. Louis Cardinals	Jake Adams	E	Virginia Tech
1958	2	16	Washington Redskins	Mike Sommer	HB	George Washington	1965	3	29	San Francisco 49ers	Bob Schweickert	QB	Virginia Tech
1958	2	20	Pittsburgh Steelers	Larry Krutko	FB	West Virginia	1965	6	75	Dallas Cowboys	Sonny Utz	FB	Virginia Tech
1958	3	35	Baltimore Colts	Joe Nicely	G	West Virginia	1965	15	198	San Francisco 49ers	Joe Pabian	T	West Virginia
1958	8	89	Chicago Bears	Ed Rutsch	T	George Washington	1966	1	3	Pittsburgh Steelers	Dick Leftridge	FB	West Virginia
1958	10	121	Detroit Lions	Elliot Schaubach	T	William & Mary	1966	6	86	Dallas Cowboys	Bob Dunlevy	E	West Virginia
1958	11	130	Baltimore Colts	Bobby Jordan	B	VMI	1966	15	225	Detroit Lions	Bill Sullivan	DE	West Virginia
1958	13	148	Philadelphia Eagles	Mickey Trimarki	QB	West Virginia	1967	3	63	Chicago Bears	Garry Lyle	DB	George Washington
1958	17	197	Chicago Bears	Dick Eaton	C	Richmond	1967	10	254	St. Louis Cardinals	Lavern Barrs	DB	Furman
1958	17	198	Washington Redskins	Fred Wilt	T	Richmond	1968	3	58	Denver Broncos	Garrett Ford	RB	West Virginia
1958	19	221	Chicago Bears	Bill Chancey	E	West Virginia	1968	5	117	Washington Redskins	Mike Bragg	P	Richmond
1958	24	281	Chicago Bears	Russ Moon	T	Virginia Tech	1968	10	258	Philadelphia Eagles	John Mallory	DB	West Virginia
1959	3	32	Chicago Bears	Pete Johnson	DB	VMI	1968	13	336	Buffalo Bills	Dan Darragh	QB	William & Mary
1959	4	42	Detroit Lions	Art Brandriff	B	VMI	1968	14	366	Philadelphia Eagles	Dan Williamson	LB	West Virginia
1959	6	65	Washington Redskins	Jim McFalls	T	VMI	1968	14	373	Dallas Cowboys	Ron Williams*	DB	West Virginia
1959	6	67	Detroit Lions	Dick Guesman	DT	West Virginia	1968	16	412	Denver Broncos	Adin Brown	LB	William & Mary
1959	13	146	Chicago Cardinals	Pat Lamberti	E	Richmond	1969	16	415	Baltimore Colts	Jim McMillan	RB	The Citadel



North Carolina's Charlie Justice was drafted by the Washington Redskins in 1950. In 1961, he was inducted into the College Football Hall of Fame.



Maryland's Dick Modzelewski was a second-round pick of the Washington Redskins in 1953. He was elected to the College Football Hall of Fame in 1993.



The New York Giants drafted West Virginia's Sam Huff in the third round in 1956. Huff went on to become a five-time Pro Bowler during his Hall of Fame career.



Appalachian State's Dino Hackett was a second-round pick by the Kansas City Chiefs in 1986. The linebacker went 35th overall.



Chattanooga's Terrell Owens was picked in the third round of the 1996 draft by the San Francisco 49ers to start his Pro Football Hall of Fame career.



Samford defensive back Jaquiski Tartt was drafted in the second round by the San Francisco 49ers in 2015.

#SoConFB

Year	Rd.	Sel.	Team	Name	Pos.	School	Year	Rd.	Sel.	Team	Name	Pos.	School
1969	17	417	Buffalo Bills	Wayne Lineberry	LB	East Carolina	1992	6	141	Indianapolis Colts	Shoun Habersham	WR	Chattanooga
1969	17	425	Denver Broncos	Buster O'Brien	QB	Richmond	1992	7	178	Seattle Seahawks	Mike Frier	DT	Appalachian State
1970	1	12	Atlanta Falcons	John Small	LB	The Citadel	1992	8	207	Seattle Seahawks	Muhammad Shamsid-Deen	RB	Chattanooga
1970	1	15	San Diego Chargers	Walker Gillette	WR	Richmond	1992	11	299	Dallas Cowboys	Pumpy Tudors	P	Chattanooga
1970	7	161	Buffalo Bills	Wayne Fowler	T	Richmond	1993	3	67	Atlanta Falcons	Harold Alexander	P	Appalachian State
1970	7	174	Baltimore Colts	Gordon Slade	QB	Davidson	1993	6	162	Pittsburgh Steelers	Willie Williams	DB	Western Carolina
1970	17	416	Chicago Bears	Joe Brunson	DT	Furman	1993	8	198	New England Patriots	Troy Brown	WR	Marshall
1971	3	61	St. Louis Cardinals	Jim Livesay	WR	Richmond	1994	6	179	Minnesota Vikings	Andrew Jordan	TE	Western Carolina
1971	11	280	Los Angeles Rams	Charlie Richards	QB	Richmond	1995	5	170	Green Bay Packers	Travis Jervey	RB	The Citadel
1971	14	364	Baltimore Colts	Mike Mikolayunas	WR	Davidson	1996	3	71	Tampa Bay Buccaneers	Donnie Abraham	CB	ETSU
1971	15	383	Oakland Raiders	Andy Giles	DE	William & Mary	1996	3	87	Buffalo Bills	Matt Stevens	DB	Appalachian State
1972	9	223	Atlanta Falcons	Ray Easterling	DB	Richmond	1996	3	89	San Francisco 49ers	Terrell Owens	WR	Chattanooga
1972	14	358	Oakland Raiders	Dennis Cambal	TE	William & Mary	1996	6	195	New England Patriots	Mario Orien	RB	Chattanooga
1972	15	389	Miami Dolphins	Bill Davis	DT	William & Mary	1997	3	65	Dallas Cowboys	Dexter Coakley	LB	Appalachian State
1973	11	272	New York Jets	David Knight	WR	William & Mary	1997	5	155	Philadelphia Eagles	Luther Broughton	TE	Furman
1973	16	391	Houston Oilers	Tom Dameron	WR	East Carolina	2000	4	108	San Francisco 49ers	John Keith	DB	Furman
1973	17	438	Dallas Cowboys	Les Strayhorn	RB	East Carolina	2000	5	159	Jacksonville Jaguars	Kiwaukee Thomas	DB	Georgia Southern
1974	1	12	Green Bay Packers	Barty Smith	RB	Richmond	2000	7	208	Kansas City Chiefs	Des Kitchings	WR	Furman
1974	4	80	New York Giants	Carl Summerell	QB	East Carolina	2001	7	235	Jacksonville Jaguars	Richmond Flowers	WR	Chattanooga
1974	4	95	Buffalo Bills	Carlester Crumpler	RB	East Carolina	2001	7	243	Kansas City Chiefs	Terrell Sands	DT	Chattanooga
1974	15	369	Baltimore Colts	Pat Kelly	LB	Richmond	2001	7	215	Atlanta Falcons	Corey Hall	DB	Appalachian State
1974	16	405	Kansas City Chiefs	Barry Beers	G	William & Mary	2002	6	199	Chicago Bears	Adrian Peterson	RB	Georgia Southern
1975	9	210	New York Giants	Mike Mahoney	WR	Richmond	2003	6	179	Jacksonville Jaguars	David Young	SS	Georgia Southern
1975	9	232	Oakland Raiders	Harry Knight	QB	Richmond	2005	7	222	Washington Redskins	Nehemiah Broughton	RB	The Citadel
1975	12	298	Philadelphia Eagles	Dick Pawlewicz	RB	William & Mary	2006	5	148	Green Bay Packers	Ingle Martin	QB	Furman
1976	9	244	New York Jets	Ronnie Moore	WR	VMI	2007	7	251	Jacksonville Jaguars	Chad Nkang	LB	Elon
1976	16	447	Detroit Lions	Craig McCurdy	LB	William & Mary	2008	2	58	Tampa Bay Buccaneers	Dexter Jackson	WR	Appalachian State
1977	6	166	Detroit Lions	Reggie Pinkney	DB	East Carolina	2008	5	146	Detroit Lions	Jerome Felton	RB	Furman
1977	8	206	Green Bay Packers	David Whitehurst	QB	Furman	2008	6	177	Cincinnati Bengals	Corey Lynch	SS	Appalachian State
1977	11	304	Baltimore Colts	Brian Ruff	LB	The Citadel	2009	5	138	Atlanta Falcons	William Middleton	CB	Furman
1978	4	103	Cleveland Browns	Pete Pullara	G	Chattanooga	2010	3	88	Arizona Cardinals	Andre Roberts	WR	The Citadel
1980	10	257	Atlanta Falcons	Walt Bellamy	DB	VMI	2010	3	89	Carolina Panthers	Armani Edwards	WR	Appalachian State
1980	10	259	Buffalo Bills	Greg Cater	P	Chattanooga	2011	4	128	Pittsburgh Steelers	Cortez Allen	DB	The Citadel
1981	9	226	St. Louis Cardinals	Stump Mitchell	RB	The Citadel	2011	5	137	Cleveland Browns	Buster Skrine	DB	Chattanooga
1982	5	125	St. Louis Cardinals	Earl Ferrell	RB	ETSU	2011	5	156	Seattle Seahawks	Mark LeGree	DB	Appalachian State
1982	10	259	St. Louis Cardinals	Eddie McGill	TE	Western Carolina	2011	5	163	San Francisco 49ers	Daniel Kilgore	OL	Appalachian State
1982	11	286	Minnesota Vikings	Curtis Rouse	G	Chattanooga	2011	6	186	Green Bay Packers	D.J. Smith	LB	Appalachian State
1983	7	186	Minnesota Vikings	Carl Lee	DB	Marshall	2012	2	33	St. Louis Rams	Brian Quick	WR	Appalachian State
1984	3	65	Cincinnati Bengals	Stanford Jennings	RB	Furman	2012	5	162	New Orleans Saints	Corey White	S	Samford
1984	6	151	New England Patriots	Ernest Gibson	DB	Furman	2012	7	243	Green Bay Packers	B.J. Coleman	QB	Chattanooga
1984	9	236	Buffalo Bills	Leroy Howell	DE	Appalachian State	2013	3	80	Dallas Cowboys	J.J. Wilcox	DB	Georgia Southern
1984	12	311	New York Giants	Lawrence Green	LB	Chattanooga	2013	5	165	Detroit Lions	Sam Martin	P	Appalachian State
1985	10	271	St. Louis Cardinals	Dinky Williams	RB	Furman	2013	7	210	Jacksonville Jaguars	Demetrius McCray	DB	Appalachian State
1985	11	305	Seattle Seahawks	Louis Cooper	LB	Western Carolina	2013	7	223	Pittsburgh Steelers	Nicholas Williams	DT	Samford
1986	2	35	Kansas City Chiefs	Dino Hackett	LB	Appalachian State	2013	7	238	Baltimore Ravens	Aaron Mellette	WR	Elon
1986	4	90	Kansas City Chiefs	Chas Fox	WR	Furman	2014	3	96	Minnesota Vikings	Jerick McKinnon	RB	Georgia Southern
1986	9	233	Philadelphia Eagles	Clyde Simmons	DE	Western Carolina	2014	4	137	New York Jets	Dakota Dozier	OL	Furman
1987	9	246	Tampa Bay Buccaneers	Greg Davis	P	The Citadel	2014	7	252	Cincinnati Bengals	Lavelle Westbrook	DB	Georgia Southern
1988	5	135	Buffalo Bills	Kirk Roach	K	Western Carolina	2015	2	46	San Francisco 49ers	Jaquiski Tartt	S	Samford
1988	7	188	Cleveland Browns	Thane Gash	DB	ETSU	2015	5	148	New Orleans Saints	Davis Tull	DE	Chattanooga
1988	10	265	New York Giants	Steve Wilkes	DB	Appalachian State	2016	2	62	Carolina Panthers	James Bradberry	DB	Samford
1989	4	101	Seattle Seahawks	Travis McNeal	TE	Chattanooga	2017	6	217	Tennessee Titans	Corey Levin	OL	Chattanooga
1989	4	112	San Francisco 49ers	Michael Barber	WR	Marshall	2018	7	243	New England Patriots	Keion Crossen	DB	Western Carolina
1989	6	144	Pittsburgh Steelers	Mark Stock	WR	VMI							
1989	6	164	Buffalo Bills	Sean Doctor	RB	Marshall							
1989	12	313	Atlanta Falcons	Tony Bowick	NT	Chattanooga							
1990	5	124	Kansas City Chiefs	Derrick Graham	T	Appalachian State							
1990	7	193	San Diego Chargers	Keith Collins	DB	Appalachian State							
1991	4	108	Dallas Cowboys	Tony Hill	DE	Chattanooga							
1991	12	331	Miami Dolphins	Joe Brunson	DT	Chattanooga							
1992	5	122	Seattle Seahawks	Gary Dandridge	DB	Appalachian State							

* played basketball, not football, for West Virginia

NCAA STATISTICAL CHAMPIONS (INDIVIDUAL)

All-purpose yards average
189.6, Otis Washington (WCU), 1988
210.3, DaVon Fowlkes (APP), 2004
213.0, Detrez Newsome (WCU), 2016
170.67, Detrez Newsome (WCU), 2017

Field goals made per game
2.16, Kirk Roach (WCU), 1986
2.0, Matt Vick (UTC), 2000
1.83, Andrew Wilcox (Elon), 2008
1.82, Anthony Pistelli (SAM), 2015

Forced fumbles per game
0.42, Jayden Pauling (WCU), 2019

Interceptions per game
1.0, Jim Bolding (ECU), 1975
0.77, Mark LeGree (APP), 2008

Kickoff return average
21.4, Sam Woolwine (VMI), 1955
36.4, Tony Ball (UTC), 1977
32.1, Josh Cole (FUR), 1995
34.6, Randy Moss (MAR), 1996
33.1, Richard Holland (VMI), 2000
37.2, Brian Bratton (FUR), 2001
35.9, Jerodis Williams (FUR), 2012

Passing completions per game
31.45, Scott Riddle (Elon), 2007
31.25, Devlin Hodges (Samford), 2016
28.92, Devlin Hodges (Samford), 2017
35.27, Devlin Hodges (Samford), 2018

Pass completion percentage
68.5, Jacob Huesman (UTC), 2014
69.4, Devlin Hodges (SAM), 2015
70.5, Devlin Hodges (SAM), 2018

Passing efficiency
170.9, Bobby Lamb (FUR), 1985
181.3, Michael Payton (MAR), 1991
172.4, Chris Forcier (FUR), 2011

Passing yards
4,283, Devlin Hodges (Samford), 2018

Passing yards per game
347.00, Scott Riddle (Elon), 2007
389.36, Devlin Hodges (Samford), 2018

Points responsible for per game
21.8, Devlin Hodges (SAM), 2018

Punting
44.6, Pat Velarde (MAR), 1983
43.3, Steve Kornegay (WCU), 1984
44.6, Greg Davis (CIT), 1986
43.3, Pumpy Tudors (UTC), 1989
47.0, Harold Alexander (APP), 1991
44.5, Harold Alexander (APP), 1992

Punt return average
13.8, Mike Sommer (GWU), 1955
19.21, Andre Roberts (CIT), 2008
21.9, Montrell Washington (SAM), 2019

Punt return touchdowns
3, Chandler Curtis (MER), 2014

Receptions
78, Mike Barber (MAR), 1987
113, Aaron Mellette (Elon), 2011

Receptions per game
8.7, Mike Mikolayunas (DAV), 1970
6.6, Wayne Tolleson (WCU), 1977
8.1, Jeff Johnson (TSU), 1994
9.4, DaVon Fowlkes (APP), 2004
10.64, Terrell Hudgins (Elon), 2007
10.25, Terrell Hudgins (Elon), 2009
10.27, Aaron Mellette (Elon), 2011
10.1, Karel Hamilton (Samford), 2016

Receiving yards per game
147.1, DaVon Fowlkes (APP), 2004
134.0, Terrell Hudgins (Elon), 2007
136.08, Terrell Hudgins (Elon), 2009
149.00, Aaron Mellette (Elon), 2011

Rushing yards per game
189.0, Louis Ivory (FUR), 2001

Sacks per game
1.09, Josh Beard (UTC), 2009
1.50, Adrian Hope (FUR), 2018

Scoring
15.8, Adrian Peterson (GSU), 1999
12.7, Chaz Williams (GSU), 2004

Tackles per game
10.2, Chad Nkang (Elon), 2005

Total offense
417.8, Devlin Hodges (SAM), 2018

Total receiving yards
1,474, Terrell Hudgins (Elon), 2007
1,633, Terrell Hudgins (Elon), 2009
1,639, Aaron Mellette (Elon), 2011

Solo tackles per game
8.73, Chris Camacho (UTC), 2007
6.70, Bryce Smith (SAM), 2009

Yards per pass attempt
10.56, P.J. Blazejowski, Furman, 2017



Elon's Aaron Mellette led the nation in receptions (113), receptions per game (10.27), receiving yards per game (149.00) and total receiving yards (1,639) in 2011.

NCAA STATISTICAL CHAMPIONS (TEAM)

Total offense
551.7, Georgia Southern, 1999
488.33, Appalachian State, 2007

Rushing offense per game
289.1, Furman, 1983
316.9, VMI, 1991
345.5, The Citadel, 1992
382.0, The Citadel, 1994
419.0, Georgia Southern, 1999
323.6, Georgia Southern, 2001
386.2, Georgia Southern, 2002
335.6, Georgia Southern, 2003
369.9, Georgia Southern, 2004
386.8, Georgia Southern, 2005
326.27, Georgia Southern, 2007
399.4, Georgia Southern, 2012
348.2, The Citadel, 2016

Passing efficiency
173.5, Georgia Southern, 2004
169.92, Wofford, 2008

Pass completion percentage
67.6, Chattanooga, 2014
69.7, Samford, 2015
70.2, Samford, 2018

Passing offense
392.7, Samford, 2018

Passing yards per completion
20.04, The Citadel, 2017
18.42, The Citadel, 2018

Passes had intercepted
3, Wofford, 2017

Scoring offense per game
42.4, Marshall, 1992
50.0, Georgia Southern, 1999
47.0, Georgia Southern, 2004

Sacks allowed per game
0.42, Wofford, 2008
0.21, Wofford, 2016
0.54, Furman, 2017
0.33, Wofford, 2019

Time of possession
34:19, The Citadel, 2017

Passing defense
104.4, Chattanooga, 1989
132.8, Furman, 2003
132.2, Western Carolina, 2005
139.1, Samford, 2014

Scoring defense per game
9.9, Appalachian State, 1985
9.7, Furman, 1988
13.0, The Citadel, 1992

Net punting average
42.9, Marshall, 1994
44.5, Marshall, 1996
41.5, Western Carolina, 1998
41.6, Wofford, 2016
40.58, Mercer, 2018

Punt return average
19.67, The Citadel, 2008
19.41, Samford, 2019

Kickoff return average
26.8, Western Carolina, 1993
27.1, Furman, 1997
27.4, Western Carolina, 2005

Kick return defense
14.41, Mercer, 2017

Fumbles lost
3, Samford, 2009

Fumbles recovered
16, Mercer, 2017

Turnovers lost
11, Wofford, 2008
10, Mercer, 2015
10, ETSU, 2016

Turnover margin
+1.64, Wofford, 2003

First downs per game
24.50, Appalachian State, 2009

Fourth down efficiency
83.3%, Georgia Southern, 2007
81.82%, Furman, 2009

Fourth down efficiency defense
9.09%, Samford, 2009

Fewest penalties
38, VMI, 2017

Fewest penalties per game
2.92, The Citadel, 2013
3.27, Mercer, 2015
3.15, Furman, 2017

Fewest penalty yards
332, VMI, 2017

Fewest penalty yards per game
30.18, VMI, 2017

Blocked kicks allowed
0, Chattanooga, 2017
0, Samford, 2018
0, Samford, 2019
0, VMI, 2019
0, Wofford, 2019

Blocked punts allowed
0, The Citadel, 2017
0, Chattanooga, 2017
0, Furman, 2018
0, Samford, 2018
0, The Citadel, 2019
0, ETSU, 2019
0, Furman, 2019
0, Samford, 2019
0, VMI, 2019
0, Western Carolina, 2019
0, Wofford, 2019

SOCON TEAMS IN OVERTIME

Date	Result
Dec. 1, 1990	Nevada-Reno 42, Furman 35 (3OT)
Oct. 19, 1991	Appalachian State 26, Furman 23 (3OT)
Nov. 2, 1991	Marshall 27, Western Carolina 24 (3OT)
Nov. 21, 1992	VMI 37, Chattanooga 34
Oct. 16, 1993	VMI 35, Chattanooga 29 (2OT)
Nov. 19, 1994	VMI 26, Appalachian State 23
Nov. 26, 1994	Appalachian State 17, New Hampshire 10
Nov. 16, 1996	VMI 34, The Citadel 27 (2OT)
Oct. 11, 1997	The Citadel 23, ETSU 20
Sept. 26, 1998	Western Carolina 31, ETSU 24
Oct. 3, 1998	Appalachian State 30, Wake Forest 27
Oct. 24, 1998	ETSU 22, Furman 19 (2OT)
Nov. 6, 1999	Samford 35, Western Carolina 32
Nov. 6, 1999	Chattanooga 30, The Citadel 27
Nov. 27, 1999	Massachusetts 30, Furman 23
Nov. 4, 2000	Chattanooga 20, The Citadel 13
Nov. 18, 2000	Furman 45, Chattanooga 44
Dec. 9, 2000	Montana 19, Appalachian State 16
Oct. 13, 2001	VMI 19, Chattanooga 16
Nov. 3, 2001	The Citadel 20, Chattanooga 17 (2OT)
Oct. 5, 2002	Wofford 27, Chattanooga 21
Sept. 11, 2003	ETSU 14, Tennessee-Martin 7
Sept. 25, 2004	Gardner-Webb 26, Western Carolina 20
Sept. 25, 2004	Pittsburgh 41, Furman 38
Sept. 3, 2005	Chattanooga 30, Tennessee Tech 23
Sept. 3, 2005	Georgia Southern 41, Northeastern 38
Sept. 25, 2005	Furman 44, Hofstra 41 (2OT)
Oct. 15, 2005	Furman 39, The Citadel 31 (3OT)
Sept. 9, 2006	Charleston Southern 38, The Citadel 35 (2OT)
Oct. 14, 2006	Chattanooga 17, Western Carolina 14
Oct. 21, 2006	Appalachian State 27, Georgia Southern 20 (2OT)
Oct. 21, 2006	Furman 28, Chattanooga 22
Oct. 21, 2006	The Citadel 30, Western Carolina 27
Nov. 18, 2006	Central Arkansas 34, Georgia Southern 31
Sept. 22, 2007	Chattanooga 45, Georgia Southern 38
Oct. 13, 2007	The Citadel 54, Furman 51
Oct. 13, 2007	Elon 36, Georgia Southern 33 (2OT)
Sept. 13, 2008	Georgia Southern 34, Northeastern 27
Sept. 27, 2008	Wofford 38, Georgia Southern 37
Oct. 25, 2008	Georgia Southern 38, Western Carolina 31
Nov. 1, 2008	Georgia Southern 44, The Citadel 41 (3OT)
Oct. 3, 2009	Appalachian State 30, The Citadel 27
Sept. 18, 2010	Richmond 27, Elon 21
Nov. 6, 2010	Georgia Southern 21, Appalachian State 14
Sept. 24, 2011	Elon 18, The Citadel 15
Sept. 8, 2012	Coastal Carolina 47, Furman 45 (3OT)
Oct. 27, 2012	Georgia Southern 39, Chattanooga 31 (3OT)
Nov. 3, 2012	Samford 24, Wofford 17 (2OT)
Nov. 10, 2012	Wofford 16, Chattanooga 13
Dec. 1, 2012	Illinois State 38, Appalachian State 37
Oct. 5, 2013	The Citadel 31, Appalachian State 28
Oct. 26, 2013	Western Carolina 27, Elon 24
Nov. 16, 2013	Samford 17, Chattanooga 14
Sept. 6, 2014	Jacksonville State 26, Chattanooga 23
Oct. 4, 2014	Coastal Carolina 37, Furman 31 (2OT)
Oct. 11, 2014	The Citadel 63, Charlotte 56 (2OT)
Oct. 18, 2014	Gardner-Webb 47, VMI 41 (2OT)
Nov. 8, 2014	The Citadel 42, Furman 35
Oct. 3, 2015	Wofford 34, Mercer 33
Oct. 3, 2015	Bucknell 28, VMI 22
Nov. 14, 2015	Mercer 27, Furman 20
Dec. 5, 2015	Jacksonville State 41, Chattanooga 35
Sept. 3, 2016	ETSU 20, Kennesaw State 17 (2OT)
Sept. 24, 2016	VMI 23, Bucknell 17 (3OT)
Oct. 1, 2016	Mercer 33, VMI 30

Date	Result
Oct. 22, 2016	The Citadel 24, Wofford 21
Nov. 5, 2016	The Citadel 37, Samford 34
Dec. 10, 2016	Youngstown State 30, Wofford 23 (2OT)
Sept. 23, 2017	ETSU 26, Mercer 23
Oct. 7, 2017	Wofford 35, Western Carolina 28
Nov. 4, 2017	Wofford 24, Chattanooga 21 (2OT)
Sept. 8, 2018	Chattanooga 29, The Citadel 28
Oct. 27, 2018	ETSU 45, Western Carolina 43 (3OT)
Aug. 31, 2019	Tennessee Tech 59, Samford 58 (2OT)
Sept. 14, 2019	The Citadel 27, Georgia Tech 24
Sept. 14, 2019	VMI 31, ETSU 24
Sept. 28, 2019	Samford 61, The Citadel 55 (4OT)
Oct. 12, 2019	VMI 48, Samford 41
Oct. 26, 2019	Wofford 35, Chattanooga 34
Nov. 2, 2019	Mercer 36, Samford 33 (3OT)
Nov. 9, 2019	Western Carolina 23, ETSU 20



VMI's Daz Palmer ran for a 12-yard touchdown in the third overtime as the Keydets downed Bucknell on the road, 23-17, on Sept. 24, 2016.

Current league members' overtime records		
School	Record	Win pct.
The Citadel	10-10	.500
ETSU	5-4	.56
Furman	4-10	.286
Mercer	3-2	.600
Samford	3-3	.500
Chattanooga	6-14	.300
VMI*	8-5	.615
Western Carolina	3-8	.273
Wofford	7-3	.700
Total	49-59	.454

* includes two losses as a member of the Big South Conference

FINAL NATIONAL RANKINGS



1982 (NCAA)

1. Eastern Kentucky
2. Louisiana Tech
3. Delaware
4. Tennessee State
5. Eastern Illinois
6. **Furman**
7. South Carolina State
8. Jackson State
9. Colgate
10. Grambling
11. Idaho
12. Northern Illinois
13. Holy Cross
14. Bowling Green
15. Boise State
16. Western Illinois
17. **Chattanooga**
18. Northwestern State
19. Montana
20. Lafayette

1983 (NCAA)

1. Southern Illinois
2. **Furman**
3. Holy Cross
4. North Texas State
5. Indiana State
6. Eastern Illinois
7. Colgate
8. Eastern Kentucky
9. **Western Carolina**
10. Grambling
11. Nevada-Reno
12. Idaho State
- T13. Boston University
- T13. Northeast Louisiana
15. Jackson State
16. Middle Tennessee
17. Tennessee State
18. South Carolina State
19. Mississippi Valley
20. New Hampshire

1984 (NCAA)

1. Alcorn State
- T2. Montana State
- T2. Rhode Island
4. Boston University
5. Indiana State
- T6. Middle Tennessee
- T6. Mississippi Valley
8. Eastern Kentucky
9. Louisiana Tech
10. Arkansas State
11. New Hampshire
12. Richmond
13. Murray State
14. **Western Carolina**
15. Holy Cross
16. **Furman**
17. **Chattanooga**
18. Northern Iowa
19. Delaware
20. McNeese State

1985 (NCAA)

1. Middle Tennessee
- T2. **Furman**
- T2. Nevada-Reno
4. Northern Iowa
5. Idaho
6. Arkansas State
7. Rhode Island
8. Grambling
9. Georgia Southern
10. Akron
11. Eastern Washington
- T12. **Appalachian State**
- T12. Delaware State
14. Louisiana Tech

15. Jackson State
16. William & Mary
17. Murray State
18. Richmond
19. Eastern Kentucky
20. Alcorn State

1986 (NCAA)

1. Nevada-Reno
2. Arkansas State
3. Eastern Illinois
4. Georgia Southern
5. Holy Cross
6. **Appalachian State**
7. Pennsylvania
8. William & Mary
9. Jackson State
10. Eastern Kentucky
11. Sam Houston State
12. Nicholls State
13. Delaware
14. Tennessee State
15. **Furman**
16. Idaho
17. Southern Illinois
18. Murray State
19. Connecticut
20. North Carolina A&T

1986 (TSN)

1. Nevada-Reno
2. Arkansas State
3. Eastern Illinois
4. Georgia Southern
5. **Appalachian State**
6. Holy Cross
7. Pennsylvania
8. Tennessee State
9. Jackson State
10. William & Mary
11. Nicholls State
12. Eastern Kentucky
13. Sam Houston State
14. Delaware
15. **Furman**
16. North Carolina A&T
17. Murray State
18. Cornell
19. Idaho
20. Northern Arizona

1987 (NCAA)

1. Holy Cross
2. **Appalachian State**
3. Northeast Louisiana
4. Northern Iowa
5. Idaho
6. Georgia Southern
7. Eastern Kentucky
8. James Madison
9. Jackson State
10. Weber State
11. Western Kentucky
12. Arkansas State
13. Maine
14. **Marshall**
15. Youngstown State
16. North Texas
17. Richmond
18. Howard
19. Sam Houston State
20. Delaware State

1987 (TSN)

1. Holy Cross
2. **Appalachian State**
3. Northeast Louisiana
4. Georgia Southern
5. Eastern Kentucky
6. Northern Iowa
7. Idaho

8. Weber State
9. Arkansas State
10. James Madison
11. North Texas
12. Jackson State
13. Howard
14. Western Kentucky
15. **Marshall**
16. Maine
17. **Furman**
18. Youngstown State
19. Harvard
20. Sam Houston State

1988 (NCAA)

1. Idaho
2. Georgia Southern
3. Western Illinois
4. **Furman**
5. Jackson State
6. **Marshall**
7. Eastern Kentucky
8. NW Louisiana
9. Stephen F. Austin
- T10. Massachusetts
- T10. North Texas
- T12. Boise State
- T12. Western Kentucky
14. **The Citadel**
15. Delaware
16. Montana
17. Middle Tennessee
18. Florida A&M
19. Holy Cross
20. Grambling

1988 (TSN)

1. Idaho
2. Georgia Southern
3. Western Illinois
4. **Furman**
5. **Marshall**
6. Northwestern State
7. Jackson State
8. Stephen F. Austin
9. Eastern Kentucky
10. North Texas
11. Montana
12. **The Citadel**
- T13. Boise State
- T13. Western Kentucky
15. Massachusetts
16. Holy Cross
17. Grambling
18. Delaware
19. Florida A&M
20. Pennsylvania

1989 (NCAA)

1. Georgia Southern
2. **Furman**
3. Stephen F. Austin
- T4. Holy Cross
- T4. Idaho
6. Montana
7. **Appalachian State**
8. Maine
9. Southwest Missouri St.
- T10. Middle Tennessee
- T10. William & Mary
12. Eastern Kentucky
13. Grambling
14. Youngstown State
15. Eastern Illinois
16. Villanova
17. Jackson State
18. Connecticut
19. Nevada-Reno
20. Northern Iowa

1989 (TSN)

1. Georgia Southern
2. **Furman**
- T3. Idaho
- T3. Stephen F. Austin
5. Montana
6. Holy Cross
7. **Appalachian State**
8. Middle Tennessee
- T9. Maine
- T9. Southwest Missouri St.
11. Eastern Kentucky
12. William & Mary
13. Eastern Illinois
14. Youngstown State
15. Grambling
16. Villanova
17. Jackson State
18. Yale
19. Northern Iowa
20. Nevada-Reno

1990 (NCAA)

1. Middle Tennessee
2. Youngstown State
3. Georgia Southern
4. Nevada-Reno
5. Eastern Kentucky
6. Southwest Missouri St.
7. William & Mary
8. Holy Cross
9. Massachusetts
10. Boise State
11. Northern Iowa
12. **Furman**
13. Idaho
14. Northeast Louisiana
15. **The Citadel**
16. Jackson State
17. Dartmouth
18. UCF
- T19. New Hampshire
- T19. North Carolina A&T

1990 (TSN)

1. Youngstown State
2. Middle Tennessee
3. Nevada-Reno
4. Eastern Kentucky
5. Georgia Southern
6. William & Mary
7. Southwest Missouri St.
8. Holy Cross
9. **Furman**
10. Northern Iowa
11. Boise State
12. Massachusetts
13. Idaho
14. UCF
15. **The Citadel**
16. Jackson State
17. Dartmouth
18. Northeast Louisiana
19. North Carolina A&T
20. New Hampshire

1991 (NCAA)

1. Nevada-Reno
2. Eastern Kentucky
3. Holy Cross
4. Northern Iowa
5. Alabama State
6. Delaware
7. Villanova
8. **Marshall**
9. Middle Tennessee
10. Samford
11. New Hampshire
12. Sam Houston State
13. Youngstown State
14. Western Illinois

15. Weber State
16. James Madison
17. **Appalachian State**
18. Northeast Louisiana
19. McNeese State
- T20. **The Citadel**
- T20. **Furman**

1991 (TSN)

1. Nevada-Reno
2. Eastern Kentucky
3. Northern Iowa
4. Holy Cross
5. Delaware
6. Villanova
7. **Marshall**
8. Middle Tennessee
9. Alabama State
10. **Appalachian State**
11. New Hampshire
12. Samford
13. Weber State
14. Youngstown State
15. **Furman**
16. Sam Houston State
17. James Madison
18. Lehigh
19. Western Illinois
20. Northeast Louisiana

1992 (NCAA)

1. **The Citadel**
2. Northeast Louisiana
3. Northern Iowa
4. Middle Tennessee
5. Idaho
6. **Marshall**
7. Youngstown State
8. Delaware
9. Samford
10. Villanova
11. McNeese State
12. Eastern Kentucky
13. William & Mary
14. Eastern Washington
15. Florida A&M
16. **Appalachian State**
17. North Carolina A&T
18. Alcorn State
19. Liberty
20. Western Illinois

1992 (TSN)

1. **The Citadel**
2. Northeast Louisiana
3. Northern Iowa
4. Middle Tennessee
5. Idaho
6. Youngstown State
7. Delaware
8. Samford
9. **Marshall**
10. Eastern Kentucky
11. Villanova
12. William & Mary
13. McNeese State
14. Eastern Washington
15. North Carolina A&T
16. **Appalachian State**
17. Grambling
18. Florida A&M
19. **Western Carolina**
20. Georgia Southern

1993 (TSN)

1. Troy State
2. **Georgia Southern**
3. Montana
4. Northeast Louisiana
5. McNeese State
6. Boston University

7. Youngstown State
8. Howard
9. **Marshall**
10. William & Mary
11. Idaho
12. UCF
13. Northern Iowa
14. Stephen F. Austin
15. Southern
16. Pennsylvania
17. Eastern Kentucky
18. Delaware
19. Western Kentucky
20. Eastern Washington
21. North Carolina A&T
22. Tennessee Tech
23. Alcorn State
24. Towson State
25. Massachusetts

1994 (TSN)

1. Youngstown State
2. Boise State
3. **Marshall**
4. Montana
5. Eastern Kentucky
6. McNeese State
7. James Madison
8. Idaho
9. **Appalachian State**
10. Boston University
11. Northern Iowa
12. Troy State
13. New Hampshire
14. Pennsylvania
15. North Texas
16. Middle Tennessee St.
17. Grambling
18. Alcorn State
19. William & Mary
20. UCF
21. Stephen F. Austin
22. Hofstra
23. South Carolina State
24. Western Illinois
25. Northern Arizona

1995 (TSN)

1. Montana
2. **Marshall**
3. McNeese State
4. Stephen F. Austin
5. **Appalachian State**
6. Delaware
7. Troy State
8. Southern
9. Murray State
10. Hofstra
11. **Georgia Southern**
12. Eastern Kentucky
13. Northern Illinois
14. Eastern Illinois
15. James Madison
16. Jackson State
17. Florida A&M
18. Idaho
19. William & Mary
20. Richmond
21. Boise State
22. Northern Arizona
23. Connecticut
24. Indiana State
25. Middle Tennessee St.

1996 (TSN)

1. **Marshall**
2. Montana
3. Northern Iowa
4. Troy State
5. William & Mary
6. Murray State

7. **ETSU**
8. Northern Arizona
9. **Furman**
10. Delaware
11. Jackson State
12. Villanova
13. Western Illinois
14. Florida A&M
15. Nicholls State
16. Eastern Illinois
17. New Hampshire
18. Youngstown State
19. Dartmouth
20. Howard
21. Stephen F. Austin
22. **Appalachian State**
23. Southwest Missouri St.
24. Dayton
25. James Madison

1997 (TSN)

1. Youngstown State
2. McNeese State
3. Delaware
4. Eastern Washington
5. Villanova
6. Western Illinois
7. Western Kentucky
8. **Georgia Southern**
9. Hampton
10. Florida A&M
11. Southern
12. Montana
13. Jackson State
14. Hofstra
15. Eastern Kentucky
16. Cal Poly-SLO
17. Northwestern St. (La.)
18. Stephen F. Austin
19. South Carolina State
20. Liberty
21. Eastern Illinois
22. **Appalachian State**
23. Dayton
24. Northeastern
25. Colgate

1997 (ESPN)

1. Youngstown State
2. McNeese State
3. Delaware
4. Eastern Washington
5. Villanova
6. Western Illinois
7. Western Kentucky
8. **Georgia Southern**
9. Montana
10. Hampton
11. Southern
12. Florida A&M
13. Jackson State
14. Northwestern State
15. Eastern Kentucky
16. Hofstra
17. Cal Poly SLO
18. Stephen F. Austin
19. Liberty
20. South Carolina State
21. Colgate
22. Eastern Illinois
23. **Appalachian State**
24. Northeastern
25. Dayton

1998 (TSN)

1. Massachusetts
2. **Georgia Southern**
3. Northwestern State
4. Western Illinois
5. Florida A&M
6. **Appalachian State**

7. Lehigh
8. McNeese State
9. Connecticut
10. Richmond
11. Hampton
12. Tennessee State
13. Troy State
14. Southern
15. Montana
16. Illinois State
17. William & Mary
18. Bethune-Cookman
19. Western Kentucky
20. Hofstra
21. Colgate
22. South Florida
23. Delaware
24. Murray State
25. Montana State

1999 (TSN)

1. **Georgia Southern**
2. Youngstown State
3. Illinois State
4. Florida A&M
5. Hofstra
6. Troy State
7. Massachusetts
8. Montana
9. **Appalachian State**
10. North Carolina A&T
11. Tennessee State
12. **Furman**
13. James Madison
14. Lehigh
15. Northern Iowa
16. Northern Arizona
17. Southern
18. Colgate
19. Jackson State
20. Portland State
21. Elon
22. Stephen F. Austin
23. South Florida
24. Villanova
25. Brown

2000 (TSN)

1. **Georgia Southern**
2. Montana
3. Delaware
4. **Appalachian State**
5. Western Kentucky
6. Richmond
7. Hofstra
8. Lehigh
9. Troy State
10. **Furman**
11. Youngstown State
12. Western Illinois
13. Grambling
14. Florida A&M
15. Portland State
16. McNeese State
17. Eastern Illinois
18. Weber State
19. Northern Iowa
20. Bethune-Cookman
21. North Carolina A&T
22. Tennessee Tech
23. **Wofford**
24. Illinois State
25. Southwest Texas State

2001 (TSN)

1. Montana
2. **Furman**
3. **Georgia Southern**
4. Northern Iowa
5. Lehigh
6. **Appalachian State**

7. Sam Houston State
8. Grambling
9. Eastern Illinois
10. Maine
11. Hofstra
12. Western Kentucky
13. McNeese State
14. Northwestern State
15. Youngstown State
16. Northern Arizona
17. William & Mary
18. Eastern Kentucky
19. Harvard
20. Villanova
21. Rhode Island
22. Florida A&M
23. Tennessee Tech
24. Penn
25. Tennessee State

2002 (TSN)

1. Western Kentucky
2. McNeese State
3. **Georgia Southern**
4. Villanova
5. Western Illinois
6. Maine
7. Montana
8. Grambling
9. **Furman**
10. **Appalachian State**
11. Northeastern
12. Fordham
13. Eastern Illinois
14. **Wofford**
15. Bethune-Cookman
16. Northwestern State
17. Penn
18. Idaho State
19. Montana State
20. Murray State
21. Eastern Kentucky
22. Gardner-Webb
23. Nicholls State
24. Southeast Missouri St.
25. Colgate

2003 (TSN/CSTV)

1. Delaware
2. Colgate
3. **Wofford**
4. Florida Atlantic
5. Northern Iowa
6. Western Illinois
7. Western Kentucky
8. McNeese State
9. Southern Illinois
10. Northern Arizona
11. Massachusetts
12. Pennsylvania
13. Southern
14. Montana
15. Bethune-Cookman
16. North Carolina A&T
17. Grambling
18. Jacksonville State
19. Northern Colorado
20. Northeastern
21. Montana State
22. Idaho State
23. Lehigh
24. **Georgia Southern**
25. Villanova

2004 (TSN)

1. James Madison
2. Montana
3. William & Mary
4. Sam Houston
5. **Furman**
6. New Hampshire

7. Delaware
8. Eastern Washington
9. Southern Illinois
10. **Georgia Southern**
11. Western Kentucky
12. Hampton
13. Harvard
14. Jacksonville State
15. Lehigh
16. Cal Poly
17. Northwestern State
18. **Wofford**
19. Lafayette
20. Alabama State
21. Pennsylvania
22. South Carolina State
23. North Dakota State
24. Coastal Carolina
25. Northern Iowa

2005 (TSN)

1. **Appalachian State**
2. Northern Iowa
3. **Furman**
4. Texas State
5. New Hampshire
6. Cal Poly
7. Southern Illinois
8. Richmond
9. **Georgia Southern**
10. Hampton
11. Grambling State
12. Montana
13. Eastern Washington
14. Youngstown State
15. Brown
16. Eastern Illinois
17. Nicholls State
18. Montana State
19. Massachusetts
20. South Carolina State
21. Lafayette
22. Illinois State
23. Colgate
24. Coastal Carolina
25. James Madison

2006 (TSN)

1. **Appalachian State**
2. Massachusetts
3. Montana
4. Youngstown State
5. North Dakota State
6. New Hampshire
7. Southern Illinois
8. Illinois State
9. James Madison
10. Montana State
11. Hampton
12. **Furman**
13. Tennessee-Martin
14. Coastal Carolina
15. Eastern Illinois
16. Cal Poly
17. Northern Iowa
18. Princeton
19. Portland State
20. San Diego
21. McNeese State
22. South Dakota State
23. **Wofford**
24. Central Arkansas
25. Yale

2006 (CSN)

1. **Appalachian State**
2. Massachusetts
3. Montana
4. Youngstown State
5. North Dakota State
6. New Hampshire

FINAL NATIONAL RANKINGS



- Southern Illinois
- Illinois State
- James Madison
- Hampton
- Montana State
- Furman**
- Tennessee-Martin
- Cal Poly
- Coastal Carolina
- Eastern Illinois
- Princeton
- San Diego
- Northern Iowa
- Portland State
- South Dakota State
- McNeese State
- Wofford**
- Cal-Davis
- Northern Arizona

2007 (Coaches)

- Appalachian State**
- Delaware
- Southern Illinois
- Richmond
- Northern Iowa
- Massachusetts
- James Madison
- Eastern Washington
- North Dakota State
- Wofford**
- McNeese State
- Montana
- Eastern Kentucky
- New Hampshire
- Eastern Illinois
- Delaware State
- Youngstown State
- Georgia Southern**
- Fordham
- Harvard
- Yale
- South Dakota State
- Elon**
- Grambling State
- Dayton

2007 (TSN)

- Appalachian State**
- Delaware
- Southern Illinois
- Northern Iowa
- Richmond
- Wofford**
- Massachusetts
- Eastern Washington
- North Dakota State
- Montana
- McNeese State
- James Madison
- Eastern Kentucky
- New Hampshire
- Delaware State
- Youngstown State
- Georgia Southern**
- Eastern Illinois
- South Dakota State
- Fordham
- Harvard
- Yale
- Elon**
- Cal Poly
- Grambling State

2008 (Coaches)

- Richmond
- Montana
- James Madison
- Northern Iowa
- Appalachian State**
- Villanova

- New Hampshire
- Cal Poly
- Weber State
- Southern Illinois
- Wofford**
- Central Arkansas
- South Carolina State
- Harvard
- Liberty
- Maine
- Colgate
- Eastern Kentucky
- Elon**
- William & Mary
- McNeese State
- Jacksonville State
- Texas State
- Grambling State
- Prairie View A&M

2008 (TSN)

- Richmond
- Montana
- James Madison
- Northern Iowa
- Appalachian State**
- Villanova
- Weber State
- New Hampshire
- Wofford**
- Cal Poly
- Southern Illinois
- Central Arkansas
- South Carolina State
- Liberty
- Harvard
- Colgate
- Elon**
- Maine
- Eastern Kentucky
- William & Mary
- McNeese State
- Texas State
- Jacksonville State
- Grambling State
- Prarie View

2009 (Coaches)

- Villanova
- Montana
- Appalachian State**
- William & Mary
- Richmond
- Southern Illinois
- New Hampshire
- South Carolina State
- Stephen F. Austin
- Elon**
- South Dakota State
- McNeese State
- Eastern Washington
- Holy Cross
- Eastern Illinois
- Jacksonville State
- Weber State
- Northern Iowa
- Prairie View A&M
- Colgate
- Liberty
- Florida A&M
- Pennsylvania
- Texas State
- Lafayette

2009 (TSN)

- Villanova
- Montana
- Appalachian State**
- William & Mary
- Richmond
- Southern Illinois

- New Hampshire
- South Carolina State
- Elon**
- Stephen F. Austin
- South Dakota State
- McNeese State
- Eastern Washington
- Holy Cross
- Prairie View A&M
- Jacksonville State
- Weber State
- Northern Iowa
- Eastern Illinois
- Pennsylvania
- Colgate
- Liberty
- Florida A&M
- Lafayette
- Texas State

2010 (Coaches)

- Eastern Washington
- Delaware
- Villanova
- Appalachian State**
- Wofford**
- Georgia Southern**
- New Hampshire
- William & Mary
- North Dakota State
- Stephen F. Austin
- Montana State
- Jacksonville State
- Southeast Missouri
- Lehigh
- Bethune Cookman
- Penn
- South Carolina State
- Northern Iowa
- Liberty
- Western Illinois
- Montana
- Jacksonville
- Cal Poly
- Grambling State
- Dayton

2010 (TSN)

- Eastern Washington
- Delaware
- Villanova
- Appalachian State**
- Georgia Southern**
- Wofford**
- New Hampshire
- Stephen F. Austin
- North Dakota State
- William & Mary
- Montana State
- Jacksonville State
- Southeast Missouri
- Lehigh
- Bethune Cookman
- South Carolina State
- Western Illinois
- Penn
- Northern Iowa
- Montana
- Liberty
- Jacksonville
- Grambling State
- Cal Poly
- Dayton

2011 (Coaches)

- North Dakota State
- Sam Houston State
- Georgia Southern**
- Montana
- Northern Iowa
- Lehigh

- Montana State
- Maine
- Towson
- Old Dominion
- Appalachian State**
- New Hampshire
- Wofford**
- James Madison
- Central Arkansas
- Stony Brook
- Harvard
- Norfolk State
- Tennessee Tech
- Delaware
- Eastern Kentucky
- Illinois State
- Albany
- Jackson State
- Liberty

2011 (TSN)

- North Dakota State
- Sam Houston State
- Montana
- Georgia Southern**
- Lehigh
- Northern Iowa
- Montana State
- Maine
- Towson
- Old Dominion
- New Hampshire
- Appalachian State**
- Wofford**
- Central Arkansas
- James Madison
- Harvard
- Delaware
- Stony Brook
- Norfolk State
- Illinois State
- Tennessee Tech
- Jackson State
- North Dakota
- Eastern Kentucky
- Liberty

2012 (Coaches)

- North Dakota State
- Sam Houston State
- Georgia Southern**
- Eastern Washington
- Montana State
- Old Dominion
- Wofford**
- Appalachian State**
- Illinois State
- Central Arkansas
- Cal Poly
- Stony Brook
- New Hampshire
- Lehigh
- Towson
- Villanova
- South Dakota State
- Richmond
- Eastern Kentucky
- Northern Arizona
- James Madison
- Wagner
- Bethune-Cookman
- Coastal Carolina
- Eastern Illinois

2012 (TSN)

- North Dakota State
- Sam Houston State
- Georgia Southern**
- Eastern Washington
- Montana State
- Old Dominion

- Wofford**
- Illinois State
- Appalachian State**
- Central Arkansas
- Stony Brook
- Cal Poly
- New Hampshire
- South Dakota State
- Villanova
- Lehigh
- Towson
- Richmond
- James Madison
- Northern Arizona
- Wagner
- Bethune-Cookman
- Eastern Kentucky
- Coastal Carolina
- Colgate

2013 (Coaches)

- North Dakota State
- Towson
- Eastern Washington
- Eastern Illinois
- New Hampshire
- Southeastern La.
- Coastal Carolina
- Montana
- McNeese State
- Fordham
- Maine
- Jacksonville State
- Sam Houston State
- South Dakota State
- Northern Arizona
- Bethune-Cookman
- Tennessee State
- Samford**
- Youngstown State
- Montana State
- Furman**
- Charleston Southern
- Harvard
- South Utah
- Chattanooga**

2013 (TSN)

- North Dakota State
- Towson
- Eastern Washington
- Eastern Illinois
- New Hampshire
- Southeastern La.
- Coastal Carolina
- Montana
- Fordham
- Jacksonville State
- McNeese State
- Maine
- South Dakota State
- Sam Houston State
- Northern Arizona
- Bethune-Cookman
- Tennessee State
- Youngstown State
- Samford**
- Montana State
- Southern Utah
- Furman**
- Chattanooga**
- Charleston Southern
- South Carolina State

2014 (Coaches)

- North Dakota State
- Illinois State
- New Hampshire
- Eastern Washington
- Coastal Carolina
- Sam Houston State

FINAL NATIONAL RANKINGS

#SoConFB

7. Villanova
- 8. Chattanooga**
9. Jacksonville State
10. Northern Iowa
11. Montana
12. SE Louisiana
13. South Dakota State
14. Fordham
15. Harvard
16. Richmond
17. Liberty
18. Indiana State
19. James Madison
20. Montana State
21. Eastern Kentucky
22. Bethune-Cookman
23. Sacred Heart
24. William & Mary
25. Youngstown State

2014 (TSN)

1. North Dakota State
2. Illinois State
3. New Hampshire
4. Eastern Washington
5. Coastal Carolina
6. Sam Houston State
7. Villanova
- 8. Chattanooga**
9. Jacksonville State
10. Northern Iowa
11. Fordham
12. South Dakota State
13. Montana
14. SE Louisiana
15. Harvard
16. Richmond
17. Liberty
18. James Madison
19. Indiana State
20. Montana State
21. Eastern Kentucky
22. Youngstown State
23. Bethune-Cookman
24. Sacred Heart
25. Idaho State

1. North Dakota State
2. Jacksonville State
3. Richmond
4. Sam Houston State
5. Illinois State
6. Northern Iowa
7. Charleston Southern
- 8. Chattanooga**
9. McNeese State
10. Portland State
11. James Madison
12. William & Mary
13. Colgate
14. Montana
- 15. The Citadel**
16. South Dakota State
17. Coastal Carolina
18. Southern Utah
19. Fordham
20. Harvard
21. North Carolina A&T
22. Western Illinois
23. Dartmouth
24. Grambling State
25. Eastern Illinois

2015 (Coaches)

1. North Dakota State
2. Jacksonville State
3. Richmond
4. Sam Houston State
5. Illinois State
6. Northern Iowa
7. Charleston Southern
- 8. Chattanooga**
9. McNeese State
10. Portland State
11. James Madison
12. William & Mary
13. Colgate
14. Montana
- 15. The Citadel**
16. South Dakota State
17. Coastal Carolina
18. Southern Utah
19. Fordham
20. Harvard
21. North Carolina A&T
22. Western Illinois
23. Eastern Illinois
24. Dartmouth
25. Bethune-Cookman

2015 (STATS LLC)

1. North Dakota State
2. Jacksonville State
3. Sam Houston State
4. Richmond
5. Illinois State
6. Charleston Southern



Brent Thompson led The Citadel to a SoCon title and a top-10 national finish in 2016, his first year at the helm.

7. McNeese State
8. Northern Iowa
- 9. Chattanooga**
10. Portland State
11. James Madison
12. William & Mary
- 13. The Citadel**
14. Montana
15. South Dakota State
16. Coastal Carolina
17. Colgate
18. Southern Utah
19. Fordham
20. Harvard
21. North Carolina A&T
22. Western Illinois
23. Dartmouth
24. Grambling State
25. Eastern Illinois

2016 (Coaches)

1. James Madison
2. Youngstown State
3. North Dakota State
4. Eastern Washington
5. Sam Houston State
6. Jacksonville State
7. South Dakota State
8. Richmond
- 9. The Citadel**
- 10. Chattanooga**
- 11. Wofford**
12. North Dakota
13. Villanova
14. Charleston Southern
15. Grambling State
16. Central Arkansas
17. New Hampshire
18. Lehigh
19. North Carolina Central
20. North Carolina A&T
- T21. Cal-Poly
- T21. San Diego
- 23. Samford**

24. Weber State
25. Montana

2016 (STATS LLC)

1. James Madison
2. Youngstown State
3. North Dakota State
4. Eastern Washington
5. Sam Houston State
6. South Dakota State
7. Jacksonville State
8. Richmond
- 9. Wofford**
- 10. The Citadel**
11. Villanova
12. North Dakota
- 13. Chattanooga**
14. Central Arkansas
15. Charleston Southern
16. Grambling State
17. New Hampshire
18. Coastal Carolina
19. San Diego
20. North Carolina A&T
21. Lehigh
22. North Carolina Central
- 23. Samford**
24. Cal Poly
25. Weber State

2017 (Coaches)

1. North Dakota State
2. James Madison
3. Sam Houston State
4. South Dakota State
5. Weber State
6. North Carolina A&T
- 7. Wofford**
8. Central Arkansas
9. Kennesaw State
10. Jacksonville State
11. Stony Brook
12. Western Illinois
13. Southern Utah

14. Grambling State
15. New Hampshire
16. South Dakota
- 17. Samford**
18. McNeese
19. Northern Iowa
- 20. Furman**
21. Elon
22. Eastern Washington
23. Nicholls
24. Yale
25. San Diego

2017 (STATS LLC)

1. North Dakota State
2. James Madison
3. South Dakota State
4. Sam Houston State
5. Weber State
- 6. Wofford**
7. North Carolina A&T
8. Kennesaw State
9. Jacksonville State
10. Central Arkansas
11. Stony Brook
12. New Hampshire
13. Western Illinois
14. Southern Utah
15. South Dakota
16. Grambling State
17. Northern Iowa
- 18. Samford**
- 19. Furman**
20. Elon
21. Eastern Washington
22. McNeese
23. San Diego
24. Yale
25. Nicholls

2018 (Coaches)

1. North Dakota State
2. Eastern Washington
3. South Dakota State
4. Kennesaw State
5. Maine
6. Weber State
7. Colgate
8. UC Davis
9. Princeton
10. James Madison
11. North Carolina A&T
- 12. Wofford**
13. Jacksonville State
14. Nicholls
15. Dartmouth
16. Southeast Missouri State
17. Montana State
18. Stony Brook
19. Elon
20. San Diego
- 21. ETSU**
22. Towson
23. Delaware
24. Duquesne
25. Indiana State

2018 (STATS LLC)

1. North Dakota State
2. Eastern Washington
3. South Dakota State
4. Maine
5. Kennesaw State
6. Weber State
>
7. UC Davis
8. Colgate
9. James Madison
10. Jacksonville State
11. Princeton
12. North Carolina A&T
- 13. Wofford**

14. Nicholls
15. Southeast Missouri State
16. Stony Brook
17. Montana State
18. Dartmouth
19. Elon
20. Towson
21. Duquesne
- 22. ETSU**
23. Northern Iowa
24. Delaware
25. San Diego

2019 (Coaches)

1. North Dakota State
2. James Madison
3. Weber State
4. Montana State
5. Northern Iowa
6. Montana
7. Illinois State
8. Kennesaw State
9. Sacramento State
10. Austin Peay
11. Central Arkansas
12. South Dakota State
13. Monmouth
14. Nicholls
15. Villanova
16. Southeast Missouri
- 17. Wofford**
18. Southeastern Louisiana
- 19. Furman**
20. Albany
21. Dartmouth
22. Central Connecticut
23. North Carolina A&T
24. Yale
25. Florida A&M

2019 (Stats Perform)

1. North Dakota State
2. James Madison
3. Weber State
4. Montana State
5. Northern Iowa
6. Montana
7. Illinois State
8. Austin Peay
9. Sacramento State
10. South Dakota State
11. Central Arkansas
12. Monmouth
13. Kennesaw State
14. Nicholls
15. Villanova
- 16. Wofford**
17. Southeast Missouri
18. Albany
19. Southeastern Louisiana
20. North Carolina A&T
- 21. Furman**
22. Dartmouth
23. Central Connecticut
24. Florida A&M
25. Yale

SoCon teams in bold

ANNUAL AWARD WINNERS



Coaches Player of the Year

The Coaches Player of the Year has been presented annually since 1989 to the top offensive and defensive players in the league. The players are chosen by a vote of the conference coaches.

- 1989 Offense - George Searcy, RB, ETSU
Defense - Junior Jackson, LB, Chattanooga
- 1990 Offense - Frankie DeBusk, QB, Furman
Defense - Troy Boeck, DL, Chattanooga
Defense - Kevin Kendrick, LB, Furman
- 1991 Offense - Michael Payton, QB, Marshall
Defense - Allen Edwards, DL, Furman
- 1992 Offense - Michael Payton, QB, Marshall
Defense - Avery Hall, DL, Appalachian State
- 1993 Offense - Chris Parker, RB, Marshall
Defense - Alex Mash, DL, Georgia Southern
- 1994 Offense - Todd Donnan, QB, Marshall
Defense - Dexter Coakley, LB, Appalachian State
- 1995 Offense - Thomas Haskins, RB, VMI
Defense - Dexter Coakley, LB, Appalachian State
- 1996 Offense - Thomas Haskins, RB, VMI
Defense - Dexter Coakley, LB, Appalachian State
- 1997 Offense - B.J. Adigun, WR, ETSU
Defense - Mario Hankerson, LB, ETSU
- 1998 Offense - Adrian Peterson, FB, Georgia Southern
Defense - Eric Johnson, FS, Western Carolina
- 1999 Offense - Greg Hill, QB, Georgia Southern
Defense - John Keith, DB, Furman
- 2000 Offense - Louis Ivory, TB, Furman
Defense - Will Bouton, LB, Furman
- 2001 Offense - Adrian Peterson, RB, Georgia Southern
Defense - Freddy Pesqueira, DT, Georgia Southern
- 2002 Offense - Chaz Williams, QB, Georgia Southern
Defense - Josh Jeffries, DE, Appalachian State
- 2003 Offense - Jermaine Austin, FB, Georgia Southern
Defense - K.T. Stovall, DT, Appalachian State
- 2004 Offense - DaVon Fowlkes, WR, Appalachian State
Defense - William Freeman, LB, Furman
- 2005 Offense - Richie Williams, QB, Appalachian State
Defense - Chad Nkang, LB, Elon
Defense - Katon Bethay, NT, Wofford
- 2006 Offense - Kevin Richardson, RB, Appalachian State
Defense - Marques Murrell, DL, Appalachian State
- 2007 Offense - Jayson Foster, QB, Georgia Southern
Defense - Corey Lynch, DB, Appalachian State
- 2008 Offense - Armanti Edwards, QB, Appalachian State
Defense - Jacque Roman, LB, Appalachian State
- 2009 Offense - Armanti Edwards, QB, Appalachian State
Defense - Josh Beard, DE, Chattanooga
- 2010 Offense - DeAndre Presley, QB Appalachian State
Defense - Amet Pall, DL, Wofford
- 2011 Offense - Eric Breitenstein, RB, Wofford
Defense - Brent Russell, DL, Georgia Southern
- 2012 Offense - Eric Breitenstein, RB, Wofford
Defense - Jeremy Kimbrough, LB, Appalachian State
Defense - Davis Tull, DL, Chattanooga
- 2013 Offense - Jacob Huesman, QB, Chattanooga
Defense - Davis Tull, DL, Chattanooga
- 2014 Offense - Jacob Huesman, QB, Chattanooga
Defense - Davis Tull, DL, Chattanooga
- 2015 Offense - Jacob Huesman, QB, Chattanooga
Defense - Mitchell Jeter, DL, The Citadel
- 2016 Offense - Devlin Hodges, QB, Samford
Defense - Keionta Davis, DL, Chattanooga
- 2017 Offense - Devlin Hodges, QB, Samford
Defense - Ahmad Gooden, DL, Samford
- 2018 Offense - Devlin Hodges, QB, Samford
Defense - Isaiah Mack, DL, Chattanooga
- 2019 Offense - Joe Newman, QB, Wofford
Defense - Willie Eubanks III, LB, The Citadel

Media Player of the Year

The Media Player of the Year award is named after Roy M. "Legs" Hawley, who served as director of athletics at West Virginia from 1938 until his death in 1954. Hawley was instrumental in West Virginia's admittance to the Southern Conference in 1950. He was inducted posthumously in to the National Association of Collegiate Directors of Athletics Hall of Fame in 1974.


- 1948 Charlie Justice, RB, North Carolina
- 1949 Charlie Justice, RB, North Carolina
- 1950 Steve Wadiak, RB, South Carolina
- 1951 Bob Ward, G, Maryland
- 1952 Jack Scarbath, QB, Maryland
- 1953 Steve Korcheck, C, George Washington
- 1954 Freddy Wyant, QB, West Virginia
- 1955 Bruce Bosley, T, West Virginia
- 1956 Walt Brodie, E, William & Mary
- 1957 Bobby Jordan, RB, VMI
- 1958 Carroll Dale, E, Virginia Tech
- 1959 Paul Maguire, E, The Citadel
- 1960 Howard Dyer, QB, VMI
- 1961 Earl Stoudt, RB, Richmond



Marshall's Michael Payton was a two-time SoCon Offensive Player of the Year (1991-92). Payton, who also won the Walter Payton Award in 1992, threw a pair of touchdown passes in the Thundering Herd's 31-28 win over Youngstown State in the 1992 NCAA title contest.

- 1962 Bob Soleau, G, William & Mary
- 1963 Bob Schweickert, QB, Virginia Tech
- 1964 Bob Schweickert, QB, Virginia Tech
- 1965 George Pearce, E, William & Mary
- 1966 Garrett Ford, RB, West Virginia
Jimmy Poole, QB, Davidson
- 1967 Butch Colson, RB, East Carolina
- 1968 Buster O'Brien, QB, Richmond
- 1969 Gordon Slade, QB, Davidson
- 1970 Phil Mosser, RB, William & Mary
- 1971 Brian Baima, E, The Citadel
- 1972 Carlester Crumpler, RB, East Carolina
- 1973 Carl Summerell, QB, East Carolina
- 1974 Andrew Johnson, RB, The Citadel
- 1975 Brian Ruff, LB, The Citadel
- 1976 Brian Ruff, LB, The Citadel
- 1977 Darrell Lipford, RB, Western Carolina
- 1978 Gerald Harp, WR, Western Carolina
David Henderson, QB, Furman
- 1979 Rick Beasley, WR, Appalachian State
- 1980 Stump Mitchell, RB, The Citadel
- 1981 Stanford Jennings, RB, Furman
- 1982 Stanford Jennings, RB, Furman
- 1983 Stanford Jennings, RB, Furman
- 1984 Jeff Gilbert, QB, Western Carolina
- 1985 Bobby Lamb, QB, Furman
- 1986 Offense - John Settle, RB, Appalachian State
Defense - Scott Thompson, T, The Citadel
- 1987 Offense - Tony Petersen, QB, Marshall
Defense - Anthony Downs, DL, Appalachian State
- 1988 Offense - Gene Brown, QB, The Citadel
Defense - Jeff Blankenship, LB, Furman
- 1989 Offense - George Searcy, RB, ETSU
Defense - Kelly Fletcher, E, Furman
- 1990 Offense - Frankie DeBusk, QB, Furman
Defense - Kevin Kendrick, LB, Furman
- 1991 Offense - Michael Payton, QB, Marshall
Defense - Rico Mack, LB, Appalachian State
- 1992 Offense - Michael Payton, QB, Marshall
Defense - Avery Hall, DL, Appalachian State
- 1993 Offense - Chris Parker, RB, Marshall
Defense - William King, LB, Marshall
- 1994 Offense - Todd Donnan, QB, Marshall
Defense - Dexter Coakley, LB, Appalachian State
- 1995 Offense - Chris Parker, RB, Marshall
Defense - Dexter Coakley, LB, Appalachian State
- 1996 Offense - Thomas Haskins, RB, VMI
Defense - Dexter Coakley, LB, Appalachian State
- 1997 Offense - B.J. Adigun, WR, ETSU
Defense - Bryan Dailer, DE, Furman
- 1998 Offense - Adrian Peterson, FB, Georgia Southern
Defense - Eric Johnson, FS, Western Carolina

- 1999 Offense - Greg Hill, QB, Georgia Southern
Defense - John Keith, DB, Furman
- 2000 Offense - Louis Ivory, TB, Furman
Defense - Will Bouton, LB, Furman
- 2001 Offense - Louis Ivory, TB, Furman
Defense - Will Bouton, LB, Furman
- 2002 Offense - Chaz Williams, QB, Georgia Southern
Defense - Josh Jeffries, DE, Appalachian State
- 2003 Offense - Jermaine Austin, FB, Georgia Southern
Defense - Matt Nelson, DB, Wofford
- 2004 Offense - DaVon Fowlkes, WR, Appalachian State
Defense - William Freeman, LB, Furman
- 2005 Offense - Richie Williams, QB, Appalachian State
Defense - Chad Nkang, LB, Elon
- 2006 Offense - Kevin Richardson, RB, Appalachian State
Defense - Chad Nkang, LB, Elon
- 2007 Offense - Jayson Foster, QB, Georgia Southern
Defense - Corey Lynch, DB, Appalachian State
- 2008 Offense - Armanti Edwards, QB, Appalachian State



Appalachian State linebacker Dexter Coakley was the first player in SoCon history to be named Defensive Player of the Year three times (1994-96).



In 2015, Chattanooga quarterback Jacob Huesman became the first player to earn SoCon Offensive Player of the Year honors from the league's coaches three times.

- 2009 Defense - Chris Covington, LB, Georgia Southern
- Offense - Armanti Edwards, QB, Appalachian State
- Defense - Josh Beard, DE, Chattanooga
- 2010 Offense - DeAndre Presley, QB, Appalachian State
- Defense - Ameet Pall, DL, Wofford
- 2011 Offense - Eric Breitenstein, RB, Wofford
- Defense - Brent Russell, DL, Georgia Southern
- 2012 Offense - Eric Breitenstein, RB, Wofford
- Defense - Davis Tull, DL, Chattanooga
- 2013 Offense - Andy Summerlin, QB, Samford
- Defense - Justin Shade, LB, Samford
- 2014 Offense - Jacob Huesman, QB, Chattanooga
- Defense - Davis Tull, DL, Chattanooga
- 2015 Offense - Jacob Huesman, QB, Chattanooga
- Defense - Cory Magwood, LB, Furman
- 2016 Offense - Devlin Hodges, QB, Samford
- Defense - Kailik Williams, DB, The Citadel
- 2017 Offense - Devlin Hodges, QB, Samford
- Defense - Ahmad Gooden, DL, Samford
- 2018 Offense - Devlin Hodges, QB, Samford
- Defense - Isaiah Mack, DL, Chattanooga
- 2019 Offense - Joe Newman, QB, Wofford
- Defense - Willie Eubanks III, LB, The Citadel

Coaches Coach of the Year

The Coaches Coach of the Year is selected in a vote of the league's coaches and has been presented to the top coach annually since 1989.

- 1989 Jimmy Satterfield, Furman
- 1990 Buddy Nix, Chattanooga
- 1991 Jerry Moore, Appalachian State
- 1992 Steve Hodgin, Western Carolina
- 1993 Tim Stowers, Georgia Southern
- 1994 Jerry Moore, Appalachian State
- 1995 Jerry Moore, Appalachian State
- 1996 Mike Cavan, ETSU
- 1997 Paul Johnson, Georgia Southern
- 1998 Paul Johnson, Georgia Southern
- 1999 Bobby Johnson, Furman
- 2000 Mike Ayers, Wofford
- 2001 Bill Bleil, Western Carolina
- 2002 Cal McCombs, VMI
- 2003 Mike Ayers, Wofford
- 2004 Mike Sewak, Georgia Southern
- 2005 Jerry Moore, Appalachian State
- 2006 Jerry Moore, Appalachian State
- 2007 Mike Ayers, Wofford
- Pete Lembo, Elon
- 2008 Jerry Moore, Appalachian State
- 2009 Jerry Moore, Appalachian State and Russ Huesman, Chattanooga
- 2010 Jerry Moore, Appalachian State
- 2011 Jeff Monken, Georgia Southern
- 2012 Kevin Higgins, The Citadel
- Pat Sullivan, Samford

- 2013 Russ Huesman, Chattanooga
- 2014 Russ Huesman, Chattanooga
- 2015 Mike Houston, The Citadel
- 2016 Brent Thompson, The Citadel
- 2017 Clay Hendrix, Furman
- 2018 Randy Sanders, ETSU
- 2019 Scott Wachenheim, VMI

Media Coach of the Year

The Media Coach of the Year award is named in honor of Wallace Wade, the first commissioner of the Southern Conference. Wade served as commissioner from 1951 until 1960. He spent 16 years as the head football coach at Duke, where his team posted a 110-36-7 record. Wade is a member of the National Football Hall of Fame.

- 1948 Frank Howard, Clemson
- 1949 Wallace Wade, Duke
- 1950 George Barclay, Washington & Lee
- 1951 Jim Tatum, Maryland
- 1952 Bill Murray, Duke
- 1953 Art Lewis, West Virginia
- 1954 Art Lewis, West Virginia
- 1955 Eugene Sherman, George Washington
- 1956 Frank Moseley, Virginia Tech
- 1957 John McKenna, VMI
- 1958 Ed Merrick, Richmond
- 1959 John McKenna, VMI
- 1960 Bill Elias, George Washington
- 1961 Eddie Teague, The Citadel
- 1962 John McKenna, VMI
- 1963 Jerry Claiborne, Virginia Tech
- 1964 Marv Levy, William & Mary
- 1965 Marv Levy, William & Mary
- 1966 Jim Camp, George Washington
- 1967 Frank Jones, Richmond
- 1968 Frank Jones, Richmond
- 1969 Homer Smith, Davidson
- 1970 Bob King, Furman
- 1971 Frank Jones, Richmond
- 1972 Sonny Randle, East Carolina
- 1973 Sonny Randle, East Carolina
- 1974 Bob Thalman, VMI
- 1975 Jim Tait, Richmond
- 1976 Jim Root, William & Mary
- 1977 Joe Morrison, Chattanooga
- 1978 Dick Sheridan, Furman
- 1979 Joe Morrison, Chattanooga
- 1980 Dick Sheridan, Furman
- 1981 Bob Thalman, VMI
- 1982 Dick Sheridan, Furman
- 1983 Bob Waters, Western Carolina
- 1984 Tom Moore, The Citadel
- 1985 Sparky Woods, Appalachian State
- 1986 Sparky Woods, Appalachian State
- 1987 Sparky Woods, Appalachian State

- 1988 Charlie Taaffe, The Citadel
- 1989 Jimmy Satterfield, Furman
- 1990 Charlie Taaffe, The Citadel
- 1991 Jerry Moore, Appalachian State
- 1992 Steve Hodgin, Western Carolina
- 1993 Tim Stowers, Georgia Southern
- 1994 Jerry Moore, Appalachian State
- 1995 Jerry Moore, Appalachian State
- 1996 Mike Cavan, ETSU
- 1997 Paul Johnson, Georgia Southern
- 1998 Paul Johnson, Georgia Southern
- 1999 Bobby Johnson, Furman
- 2000 Mike Ayers, Wofford
- 2001 Bill Bleil, Western Carolina
- 2002 Mike Ayers, Wofford
- 2003 Mike Ayers, Wofford
- 2004 Bobby Lamb, Furman
- 2005 Jerry Moore, Appalachian State
- 2006 Jerry Moore, Appalachian State
- 2007 Pete Lembo, Elon
- 2008 Jerry Moore, Appalachian State
- 2009 Russ Huesman, Chattanooga
- 2010 Mike Ayers, Wofford
- 2011 Jeff Monken, Georgia Southern
- 2012 Kevin Higgins, The Citadel
- 2013 Bruce Fowler, Furman
- 2014 Russ Huesman, Chattanooga
- 2015 Mike Houston, The Citadel
- 2016 Brent Thompson, The Citadel
- 2017 Clay Hendrix, Furman
- 2018 Randy Sanders, ETSU
- 2019 Josh Conklin, Wofford

Coaches Freshman of the Year

- 1989 James Roberts, RB, Chattanooga
- 1990 Derrick Hollins, RB, ETSU
- 1991 Offense - Chip Hooks, RB, Appalachian State
- Defense - Roger Johnson, DB, Marshall
- 1992 Marlon Anderson, WR, VMI
- 1993 Dexter Coakley, LB, Appalachian State
- 1994 Kenny Robinson, QB, Georgia Southern
- 1995 Chad Pennington, QB, Marshall
- 1996 Brandon Walker, RB, ETSU
- 1997 Todd Wells, QB, ETSU
- 1998 Adrian Peterson, FB, Georgia Southern
- 1999 Jesse McCoy, RB, Wofford
- 2000 Lamont Seward, WR, Western Carolina
- 2001 Titus Green, RS, VMI
- 2002 Jermaine Austin, RB, Georgia Southern
- 2003 Kevious Johnson, RB, Wofford
- 2004 Jayson Foster, QB, Georgia Southern
- 2005 Dedrick Bynam, DB, Georgia Southern
- 2006 Armanti Edwards, QB, Appalachian State
- 2007 Scott Riddle, QB, Elon
- 2008 Dustin Taliaferro, QB, Samford
- 2009 Michael Johnson, RB, Western Carolina
- 2010 Kadeem Wise, DB, Chattanooga



Furman running back Stanford Jennings was the media's pick for SoCon Player of the Year in 1981, 1982 and 1983.

ANNUAL AWARD WINNERS



- 2011 Terrell Robinson, QB, Chattanooga
- Dominique Swope, RB, Georgia Southern
- 2012 Sean Price, WR, Appalachian State
- 2013 Marcus Cox, RB, Appalachian State
- 2014 Al Cobb, QB, VMI
- 2015 Kelvin McKnight, WR, Samford
- 2016 Tyrie Adams, QB, Western Carolina
- 2017 Kaelan Riley, QB, Mercer
- 2018 Quay Holmes, RB, ETSU
- 2019 Ailym Ford, RB, Chattanooga

Media Freshman of the Year

- 1979 Ron Lear, RB, Marshall
- 1980 Barry Childers, K, Marshall
- 1981 Stanford Jennings, RB, Furman
- 1982 Victor Frazier, WR, The Citadel
- Stanford Glenn, RB, The Citadel
- 1983 John Settle, RB, Appalachian State
- 1984 Kirk Roach, K, Western Carolina
- 1985 Tim Sanders, RB, Appalachian State
- 1986 Ron Darby, RB, Marshall
- 1987 Stan Nix, QB, Chattanooga
- 1988 Dewey Klein, K, Marshall
- 1989 James Roberts, RB, Chattanooga
- 1990 Derrick Hollins, RB, ETSU
- 1991 Chip Hooks, RB, Appalachian State
- 1992 Alandus Sims, DB, Marshall
- 1993 Dexter Coakley, LB, Appalachian State
- 1994 Kenny Robinson, QB, Georgia Southern
- 1995 Chad Pennington, QB, Marshall
- 1996 Randy Moss, WR/KR, Marshall
- 1997 Todd Wells, QB, ETSU
- 1998 Adrian Peterson, FB, Georgia Southern
- 1999 Jesse McCoy, RB, Wofford
- 2000 Lamont Seward, WR, Western Carolina
- 2001 Brian Bratton, RS, Furman
- 2002 Jermaine Austin, FB, Georgia Southern
- 2003 Kevious Johnson, RB, Wofford
- 2004 Andrew Thacker, FS, Furman
- 2005 Dedrick Bynam, DB, Georgia Southern
- 2006 Armanti Edwards, QB Appalachian State
- 2007 Scott Riddle, QB, Elon
- 2008 Dustin Taliaferro, QB, Samford
- 2009 Michael Johnson, RB, Western Carolina
- 2010 Kadeem Wise, DB, Chattanooga
- 2011 Terrell Robinson, QB, Chattanooga
- 2012 Sean Price, WR, Appalachian State
- 2013 Marcus Cox, RB, Appalachian State
- 2014 Al Cobb, QB, VMI
- 2015 Kelvin McKnight, WR, Samford
- 2016 Tyrie Adams, QB, Western Carolina
- 2017 Kaelan Riley, QB, Mercer
- 2018 Quay Holmes, RB, ETSU
- 2019 Ailym Ford, RB, Chattanooga

Jacobs Blocking Award

The Jacobs Blocking Award was originated in 1928 by Dr. William P. Jacobs II, who helped organize Presbyterian College's first varsity football team in 1913. From 1928 to 1932, the Jacobs Award was presented to a player from the state of South Carolina. Dr. Jacobs had a duplicate award made and began presenting it to a Southern Conference player in 1933. Additional awards were subsequently made for the Southeastern (1935) and Atlantic Coast (1953) Conferences.

- 1933 George Smith, B, Virginia Tech
- 1934 George Smith, B, Virginia Tech
- 1935 Herman Snyder, B, North Carolina
- 1936 John Gormley, B, Maryland
- 1937 George Watson, B, North Carolina
- 1938 Andy Trzeciak, B, VMI
- 1939 James Ringgold, B, Wake Forest
- 1940 Billy Walker, G, VMI
- 1941 Tommy Prothro, B, Duke
- 1942 Mike Cooke, B, North Carolina
- 1943 Elmer Barbour, B, Wake Forest
- 1944 Tom Davis, B, Duke
- 1945 Nick Ognovich, B, Wake Forest
- 1946 Nick Ognovich, B, Wake Forest
- 1947 Nick Ognovich, B, Wake Forest
- 1948 Robert Bowlby, B, North Carolina State
- 1949 Robert Bowlby, B, North Carolina State
- 1950 Dick Hendley, B, Clemson
- 1951 Jack Kistler, B, Duke
- 1952 Louis Tepe, C, Duke
- 1953 Tommy Allman, B, West Virginia
- 1954 Gene Lamone, G, West Virginia
- 1955 Bruce Bosley, T, West Virginia
- 1956 John Hall, C, Virginia Tech
- 1957 Chuck Howley, G, West Virginia
- 1958 Carroll Dale, E, Virginia Tech
- 1959 John Boggs, B, Richmond



SoCon Hall of Famer Charlie "Choo Choo" Justice of North Carolina was named the league's player of the year in 1948 and 1949. Justice was runner-up for the Heisman Trophy and was an All-American both seasons.

- 1960 Lou Shuba, G, VMI
- 1961 Don Christman, C, Richmond
- 1962 Bob Soleau, G, William & Mary
- 1963 Bob Soleau, G, William & Mary
- 1964 Sonny Utz, B, Virginia Tech
- 1965 Norman Swindell, B, East Carolina
- 1966 Brad Cashman, G, George Washington
- 1967 Kevin Moran, T, East Carolina
- 1968 Wayne Fowler, T, Richmond
- 1969 Wayne Fowler, T, Richmond
- 1970 Bob Herb, C, William & Mary
- 1971 Jackson Neal, G, William & Mary
- 1972 Barty Smith, B, Richmond
- 1973 Barty Smith, B, Richmond
- 1974 Andy Dearman, G, VMI
- 1975 Rodney Elam, T, Richmond
- 1976 Gill Beck, C, Appalachian State
- 1977 Gill Beck, C, Appalachian State
- 1978 Brette Simmons, TE, Furman
- 1979 John Shuman, T, VMI
- 1980 Charlie Anderson, T, Furman
- 1981 Charlie Anderson, T, Furman
- 1982 Mike Coleman, G, Furman
- 1983 Mike Nease, T, Chattanooga
- 1984 Dinky Williams, B, Furman
- 1985 Gene Reeder, C, Furman
- 1986 Mike Callaway, T, Appalachian State
- 1987 James Hardman, G, Appalachian State
- 1988 Kennet Goldsmith, B, Furman
- 1989 Derrick Graham, T, Appalachian State
- 1990 Steve Duggan, C, Furman
- 1991 Lorenzo Carpenter, C, VMI
- 1992 Phil Ratliff, G, Marshall
- 1993 Chris Deaton, T, Marshall
- 1994 Franklin Stephens, C, Georgia Southern
- 1995 William Pannell, T, Marshall
- 1996 Aaron Ferguson, G, Marshall
- 1997 Mark Williams, G, Georgia Southern
- 1998 Mark Williams, G, Georgia Southern
- 1999 Ben Hall, G, Furman
- 2000 Josh Moore, T, Furman
- 2001 Donnie Littlejohn, T, Furman
- 2002 Charles Clarke, C, Georgia Southern

- 2003 Eric Deutsch, G, Wofford
- 2004 Ben Bainbridge, T, Furman
- 2005 Matt Isenhour, T, Appalachian State
- 2006 Kerry Brown, G, Appalachian State
- 2007 Kerry Brown, G, Appalachian State
- 2008 Joel Bell, T, Furman
- 2009 Mario Acitelli, T, Appalachian State
- 2010 Pat Illig, G, Wofford
- 2011 Nate Page, G, Wofford
- 2012 Mike Sellers, C, The Citadel
- 2013 Dakota Dozier, T, Furman
- 2014 Corey Levin, T, Chattanooga
- 2015 Corey Levin, T, Chattanooga
- 2016 Isaiah Pinson, T, The Citadel
- 2017 Matthew Schmidt, C, Furman
- 2018 Matt Pyke, OL, ETSU
- 2019 Blake Jeresaty, OL, Wofford

Pinnacle Award

The Pinnacle Award is given to the student-athlete with the highest GPA on the championship-winning team for each Southern Conference sport. In the event of co-champions, the award goes to the team that clinched the Southern Conference's automatic bid to the NCAA Division I Football Championship. The award was inaugurated in 2016.

- 2016 Cody Floyd, The Citadel
- 2017 Blake Jeresaty, Wofford
- 2018 Blake Jeresaty, Wofford
- 2019 Blake Jeresaty, Wofford

College Football Hall of Fame

The College Football Hall of Fame was founded in 1955 and opened its doors at its new home in Atlanta, Georgia, on Aug. 23, 2014, after moving from its longtime home in South Bend, Indiana. To be selected, a nominated player must be out of college at least 10 years and a first-team All-America selection by a major selector during his career. The voting is done by a 12-member panel made up of athletic directors, conference and bowl officials and media representatives. Listed below are players and coaches from current and former Southern Conference schools who have been selected and the year they were inducted.

- Charlie Bachman, Florida (1978)
- Bill Banker, Tulane (1977)
- Mike Barber, Marshall (2005)
- Bernie Bierman, Tulane (1955)
- Robert Bomar, Vanderbilt (1956)
- Bruce Bosley, West Virginia (1982)
- John Mack Brown, Alabama (1957)
- Paul "Bear" Bryant, Maryland (1986)
- John L. Cain, Alabama (1973)
- Ed Cameron, Washington & Lee (1976)
- Jerry Claiborne, Virginia Tech (1999)
- Jack Cloud, William & Mary (1990)
- Dexter Coakley, Appalachian State (2011)
- Fred Crawford, Duke (1973)
- Carroll Dale, Virginia Tech (1987)
- Jerry Dalrymple, Tulane (1954)
- Al DeRogatis, Duke (1986)
- Bobby Dodd, Tennessee (1959)
- Michael Donahue, LSU (1951)
- Jim Donnan, Marshall (2009)
- William Beattie Feathers, Tennessee (1955)
- Herman Hickman Jr., Tennessee (1959)
- Dan Hill Jr., Duke (1962)
- Jimmy Franklin Hitchcock, Auburn (1954)
- Lou Holtz, William & Mary (2009)
- Frank Howard, Clemson (1989)
- Allison "Pooley" Hubert, Alabama (1964)
- Sam Huff, West Virginia (1980)
- Stan Jones, Maryland (2000)
- Charlie Justice, North Carolina (1961)
- Steve Lach, Duke (1980)
- Lester Lautenschlaeger, Tulane (1975)
- George McAfee, Duke (1961)
- Jack McDowall, North Carolina State (1975)
- Eugene McEver, Tennessee (1954)
- Banks McFadden, Clemson (1959)
- Dan McGugin, Vanderbilt (1951)
- Dick Modzelewski, Maryland (1993)
- Jerry Moore, Appalachian State (2014)
- Jess Neely, Vanderbilt/Clemson (1971)
- Robert Neyland, Tennessee (1956)
- Clarence "Ace" Parker, Duke (1955)
- Adrian Peterson, Georgia Southern (2017)
- G. Barney Poole, North Carolina (1974)
- Peter Pund, Georgia Tech (1963)
- Buster Ramsey, William & Mary (1978)
- Jack Scarbath, Maryland (1983)
- Clark Shaughnessy, Maryland (1968)
- Buck Shaw, North Carolina State (1972)
- Dick Sheridan, Furman (to be inducted in 2020)**
- Monk Simons, Tulane (1963)
- Fred Sington, Alabama (1985)
- Vernon Smith Sr., Georgia (1979)
- Carl Snavely, North Carolina (1965)
- W.D. Spears, Vanderbilt (1962)
- Jim Tatum, Maryland (1984)
- Eric Tipton, Duke (1965)
- Dale Van Sickel, Florida (1975)
- Wallace Wade, Alabama/Duke (1955)
- Bob Ward, Maryland (1980)
- Art Edward Weiner, North Carolina (1992)

Walter Payton Award

The Walter Payton Award was established in 1987 and is presented annually by Stats Perform to the Football Championship Subdivision's (FCS) Offensive Player of the Year. A standout running back at Jackson State from 1971-74, Payton starred with the Chicago Bears from 1975-87, rushing for 16,726 yards and scored 125 touchdowns. He was inducted into the Pro Football Hall of Fame in 1993 and the College Football Hall of Fame in 1996.

- 1992 – Michael Payton, QB, Marshall
- 1999 – Adrian Peterson, RB, Georgia Southern
- 2000 – Louis Ivory, RB, Furman
- 2007 – Jayson Foster, QB, Georgia Southern
- 2008 – Armanti Edwards, QB, Appalachian State
- 2009 – Armanti Edwards, QB, Appalachian State
- 2018 – Devlin Hodges, QB, Samford



Walter Payton

Buck Buchanan Award

The Sports Network (now Stats Perform) established the Buck Buchanan Award in 1995 to recognize the Defensive Player of the Year in the Football Championship Subdivision (FCS). After playing at Grambling from 1959-62, Buchanan played in the NFL with the Kansas City Chiefs from 1963-76, leading the team to a victory over the Minnesota Vikings in Super Bowl IV. He was inducted into the Pro Football Hall of Fame in 1990 and the College Football Hall of Fame in 1996.

- 1995 – Dexter Coakley, LB, Appalachian State
- 1996 – Dexter Coakley, LB, Appalachian State



Buck Buchanan

Eddie Robinson Award

The Eddie Robinson Award was established in 1987 by The Sports Network (now Stats Perform) to honor the top coach in the Football Championship Subdivision (FCS). College football's all-time winningest coach, Robinson coached at Grambling from 1941-97 and finished his career with a 408-164-15 record. More than 200 of his former players went on to play in the NFL.

- 1992 – Charlie Taaffe, The Citadel
- 1998 – Paul Johnson, Georgia Southern
- 2003 – Mike Ayers, Wofford
- 2006 – Jerry Moore, Appalachian State



Eddie Robinson

FCS ADA Player of the Year

The Football Championship Subdivision Athletics Directors Association's mission is to enhance Football Championship Subdivision football. It announces offensive and defensive players of the year.

- 2018 – Devlin Hodges, QB, Samford (offensive)



Samford quarterback Devlin Hodges earned the Walter Payton Award and was named the FCS ADA Offensive Player of the Year in 2018.



Georgia Southern's Adrian Peterson (3) and Furman's Louis Ivory won the Walter Payton Award in consecutive years, in 1999 and 2000, respectively.



Appalachian State quarterback Armanti Edwards became the league's sixth overall and third straight Walter Payton Award winner in 2009. Until 2017, he was the only repeat winner in the award's history.

Current schools only

CoSIDA Academic All-Americans

THE CITADEL (10): 1963 – Vince Petno, WR (1st); 1976 – Kenny Caldwell, LB (1st); 1977 – Kenny Caldwell, LB (1st); 1978 – Kenny Caldwell, LB (1st); 1987 – Tom Frooman, RB (1st); 1989 – Tom Frooman, RB (1st); 2001 – Travis Stephens, LB (2nd); 2015 – Joe Crochet, LB (1st); 2016 – Joe Crochet, LB (2nd); Nick Jeffreys, OL (2nd)

ETSU (4): 1979 – Jay Patterson, T (2nd); 1980 – Jay Patterson, T (2nd); 1984 – Ricky Thompson, C (2nd); 1985 – Ricky Thompson, C (2nd);

FURMAN (15): 1976 – Jeff Holcomb, T (1st); 1984 – Brian Jager, RB (2nd); 1985 – Brian Jager, RB (1st); 1986 – Steve Squire, DB (2nd); 1988 – Kelly Fletcher, DE (1st); 1989 – Kelly Fletcher, DE (1st); Chris Roper, LB (1st); Mike Wood, K (2nd); 1990 – Eric Walter, G (2nd); 1991 – Eric Walter, G (1st); 1999 – Stuart Rentz, RB (1st); Marion Martin, LB (2nd); 2000 – Marion Martin, LB (1st); 2002 – Rodney Johnson, CB (2nd); 2006 – Adi Filipovic, OL (1st)

MERCER (2): 2015 – Tee Mitchell, RB (1st); 2019 – Jack Raines, DL (1st)

CHATTANOOGA (5): 2013 – Davis Tull, DL (1st); 2014 – Davis Tull, DL (2nd); 2015 – Derrick Craine, RB (2nd); 2016 – Derrick Craine, RB (1st); 2019 – Bryce Nunnally, WR (2nd)

VMI (1): 2018 – A.J. Smith, DB (2nd)

WESTERN CAROLINA (5): 1976 – Mike Wade, LB (1st); 1984 – Eddie Maddox, RB (1st); 1985 – Eddie Maddox, RB (2nd); 2003 – Jason Whaley, OL (1st); 2014 – Darius Ramsey, RB (1st)

WOFFORD (4): 2000 – Brian Bodor, DL (1st); 2004 – Ben Whitney, DE (2nd); 2005 – Katon Bethay, DL (1st); 2013 – James Zotto, DB (2nd)

National Football Foundation Scholar-Athlete Hall of Fame

THE CITADEL (3): 1985 – Ted Willard; 1990 – William Phillips; 1996 – Derek Beres

FURMAN (5): 1985 – Brian Jager; 1986 – Steve Squire; 1987 – Tim Stepp; 1989 – Chris Roper; 2000 – Marion Martin

VMI (7): 1978 – Robert Bookmiller; 1979 – Craig Jones; 1982 – Thomas Gottwald; 1984 – David Twillie; 1987 – Daniel Young; 1988 – Anthony McIntosh; 1989 – Charles Plageman

WESTERN CAROLINA (1): 2003 – Jason Whaley

NCAA Postgraduate Scholarship winners

The NCAA postgraduate scholarship program was established in 1964. To qualify, a student-athlete must maintain a 3.00 grade-point average on a 4.00 scale during their collegiate careers and perform with distinction in varsity football. Listed below are past Southern Conference NCAA postgraduate scholarship winners.

THE CITADEL (4): 1974 – Tommy Leitner; 1979 – Kenny Caldwell; 1984 – Bill West; 1996 – Derek Beres

ETSU (1): 1982 – Jay Patterson

FURMAN (10): 1977 – Jeff Holcomb; 1982 – Charlie Anderson; 1984 – Ernest Gibson; 1986 – Brian Jager; 1987 – Steve Squire; 1990 – Chris Roper; 1992 – Paul Siffri; Eric Walter; 1996 – Philly Jones; 2017 – Andy Schumpert

VMI (2): 1979 – Bob Bookmiller; 1980 – Craig Jones

WESTERN CAROLINA (1): 1993 – Thomas Jackson

FCS Athletic Directors Association Academic All-Star Team

THE CITADEL (10): 1999 – Chip Simmons, OL; 2000 – Travis Stephens, LB; 2001 – Travis Stephens, LB; 2009 – Jordon Gilmore, LB; 2010 – Tolu Akindede, LB; 2011 – Tolu Akindede, LB; 2012 – Brandon McCladdie, DB; 2015 – Joe Crochet, LB; 2016 – Joe Crochet, LB; 2017 – Myles Pierce, LB

ETSU (2): 2001 – Scott Carter, FB; 2002 – Scott Carter, FB

FURMAN (7): 2000 – Marion Martin, LB; 2001 – Rodney Johnson, DB; Trent Sansbury, TE; 2002 – Rodney Johnson, DB; 2006 – Adi Filipovic, OL; 2007 – Jerome Felton, FB; 2018 – Harris Roberts, QB

SAMFORD (1): 2009 – Ty Levie, FS

CHATTANOOGA (11): 1998 – Brian Hampton, QB; 2009 – Steven Smigelsky, LB; 2010 – Joel Bradford, WR; 2011 – Joel Bradford, WR; 2011 – Adam Miller, OL; 2012 – Adam Miller, OL; 2013 – Davis Tull, DL; 2014 – Davis Tull, DL; Nick Pollard, P; 2015 – Derrick Craine, RB; 2019 – Bryce Nunnally, WR

VMI (2): 2015 – Al Cobb, QB; 2016 – Al Cobb, QB

WESTERN CAROLINA (8): 2000 – Caesar Campana, WR; 2002 – Jason Whaley, OL; 2003 – Jason Whaley, OL; 2012 – Conner Orr, TE; Rock Williams, LB; 2017 – Ian Berryman, P; 2018 – Ian Berryman, P; Zach Weeks, OL

WOFFORD (30): 1998 – Eric Cole, OL; 1999 – Eric Nash, OL; 2000 – Brian Bodor, DT; Eric Nash, OL; 2001 – Darren Brown, PK; Ben Foster, RB; Eric Nash, OL; 2002 – J.R. McNair, RB; Chase Corn, LB; 2003 – J.R. McNair, RB; 2004 – Jeff Zolman, QB; Josh Smith, LB; 2005 – Katon Bethay, DL; Josh Smith, LB; 2007 – Kevin Adleman, LB; 2008 – Ben Quick, OL; 2009 – Mitch Allen, QB; 2010 – Mitch Allen, QB; 2010 – Pat Illig, OL; 2011 – Mitch Allen, QB; 2012 – Eric Breiteinstein, RB; Calvin Cantrell, OL; 2013 – James Zotto, DB; 2015 – David Marvin, K; Anton Wahrby, OL; 2016 – David Marvin, K/P; Anton Wahrby, OL; 2017 – Jared Jacon-Duffy, LB; 2018 – Blake Jeresaty, OL; 2019 – Blake Jeresaty, OL

FCS Athletic Directors Association Scholar-Athlete

WOFFORD (1): 2016 – Anton Wahrby

AFCA Regional Coach of the Year

THE CITADEL (2): 1988 – Charlie Taafe; 2015 – Mike Houston, Region 2

FURMAN (5): 1985 – Dick Sheridan; 1988 – Jimmy Satterfield; 1996 – Bobby

Johnson; 1999 – Bobby Johnson; 2001 – Bobby Johnson

WOFFORD (2): 2002 – Mike Ayers, Region 2; 2003 – Mike Ayers, Region 2

AFCA Coach of the Year

THE CITADEL (1): 1992 – Charlie Taafe

FURMAN (3): 1985 – Dick Sheridan; 1988 – Jimmy Satterfield; 2001 – Bobby Johnson

East-West Shrine Game

THE CITADEL (4): 1969 – John Small; 1987 – Greg Davis; 2002 – Cliff Washburn; 2010 – Cortez Allen

FURMAN (3): 1984 – Dennis Williams; 2008 – Jerome Felton; 2013 – Dakota Dozier

SAMFORD (1): 2016 – Karel Hamilton

CHATTANOOGA (1): 1988 – Travis McNeal

FCS Bowl by SPIRAL

ETSU (2): 2018 – Matt Pyke; 2019 – Jeremy Lewis

MERCER (3): 2018 – Matt Shiel, Cole Fisher; 2019 – Destin Guillen

SAMFORD (1): 2017 – Shaheed Salmon

WOFFORD (1): 2019 – George Gbese

NFLPA Collegiate Bowl

THE CITADEL (1): 2019 – Noah Dawkins

CHATTANOOGA (4): 2016 – Corey Levin; 2018 – Tae Davis; 2019 – Isaiah Mack; 2020 – Nick Tiano

WESTERN CAROLINA (2): 2014 – Darius Ramsey; 2018 – Detrez Newsome

Senior Bowl

THE CITADEL (11): 1962 – Earley Eastburn; 1970 – John Small; 1981 – Stump Mitchell; 1987 – Greg Davis; Scott Thompson; 1990 – J.J. Davis; 1992 Lester Smith; 1996 – Shawn Lyons; 2005 – Nehemiah Broughton; 2009 – Andre Roberts; 2018 – Myles Pierce

FURMAN (2): 1962 – Bill Canty; 1983 – Stanford Jennings

SAMFORD (1): 2014 – Jaquiski Tartt

CHATTANOOGA (4): 1981 – Curtis Rouse; 1988 – Travis McNeal; 1995 – Terrell Owens; 2016 – Keionta Davis

WESTERN CAROLINA (1): 2001 – David Rivers

SPIRAL Tropical Bowl

ETSU (1): 2019 – Matt Pyke

MERCER (1): 2019 – Marquise Irvin

SAMFORD (2): 2019 – Devlin Hodges, Ahmad Gooden

DEFUNCT

All Star Gridiron Classic

FURMAN (1): 2001 – Josh Moore

Blue-Gray Classic

THE CITADEL (1): 1980 – Stump Mitchell

FURMAN (5): 1981 – Charlie Anderson; 1983 – Ernest Gibson, Stanford Jennings; 1998 – Orlando Ruff; 2001 – Trent Sansbury

CHATTANOOGA (4): 1979 – John Creager; 1982 – John Howell; 1988 – Travis McNeal; 2000 – Richmond Flowers (MVP)

WESTERN CAROLINA (3): 1992 – Willie Williams; 2001 – David Rivers; 2003 – Michale Spicer

Can-Am Bowl

FURMAN (1): 1978 – Greg Laetsch

WESTERN CAROLINA (1): 1977 – Wayne Tolleson

College All-Star Game

THE CITADEL (1): 1970 – John Small

Copper Bowl

THE CITADEL (1): 1959 – Paul MaGuire, Barry Thomas

Hula Bowl

THE CITADEL (2): 1977 – Brian Ruff; 2002 – Cliff Washburn

FURMAN (1): 1998 – Orlando Ruff

CHATTANOOGA (1): 1998 – Kolu Fainuulelei

Japan Bowl

THE CITADEL (1): 1977 – Brian Ruff

Las Vegas All-American Classic

FURMAN (1): 2006 – William Freeman

Texas vs. The Nation

FURMAN (2): 2009 – William Middleton; 2009 – Joel Bell

Current schools only

THE CITADEL

Consensus (American Football Coaches Association, Associated Press, The Sports Network/STATS) (5): Carlos Alvarez, 1988; Lester Smith, 1992; Andre Roberts, 2008; Mike Sellers, 2012; Willie Eubanks III, 2019.

AFCA (12): 1982 – Jim Ettari, DL. 1984 – Jim Gabrish, T. 1985 – Jim Gabrish, T. 1988 – Carlos Avalos, G. 1990 – DeRhon Robinson, G. 1992 – Lester Smith, DB. 1994 – Levi Davis, OL. 1995 – Brad Keeney, DL. 2008 – Andre Roberts, WR. 2012 – Mike Sellers, C. 2016 – Isaiah Pinson, OL; 2019 – Willie Eubanks III, LB (1st).

Associated Press (25): 1959 – Paul Maguire, E (3rd). 1963 – Vince Petno, WR (3rd). 1969 – John Small, LB (2nd). 1975 – Brian Ruff, LB (2nd). 1976 – Brian Ruff, LB (1st). 1980 – Stump Mitchell, RB (3rd). 1984 – Jim Gabrish, T (2nd). 1985 – Jim Gabrish, T (1st). 1986 – Scott Thompson, DL (1st). 1987 – Scott Thompson, DL (3rd). 1988 – Carlos Avalos, G (1st). 1990 – J.J. Davis, LB (2nd); DeRhon Robinson, G (2nd). 1992 – Carey Cash, OL (1st); Torrence Forney, DB (2nd); Lance Hansen, OL (3rd); Lester Smith, DB, (1st). 2001 – Travis Stephens, LB (3rd); 2007 – Andre Roberts, WR (3rd). 2008 – Andre Roberts, WR (1st); Mike Sellers, C (1st). 2015 – Dee Delaney, DB (2nd); Mitchell Jeter, DL (2nd). 2016 – Dee Delaney, DB (1st); 2019 – Willie Eubanks III, LB (1st).

Walter Camp (4): 2012 – Mike Sellers, C. 2015 – Sam Frye, OL; Dee Delaney, DB. 2016 – Isaiah Pinson, OL; Dee Delaney, DB.

The Sports Network/STATS (26): 1988 – Carlos Avalos, OL (1st). 1990 – J.J. Davis, LB (1st); DeRhon Robinson, OL (2nd). 1991 – Lester Smith, DB (1st). 1992 – Carey Cash, OL (1st); Torrence Forney, DB (2nd); Lance Hansen, OL (1st); Everette Sands, RB (2nd); Lester Smith, DB (1st). 1995 – Scott Belcher, LB (3rd). 1997 – Carlos Frank, KR (1st). 2000 – Travis Stephens, LB (3rd). 2001 – Travis Stephens, LB (2nd). 2007 – Andre Roberts, WR (3rd). 2008 – Andre Roberts, WR (1st); Andre Roberts, PR (3rd). 2012 – Mike Sellers, C (1st). 2013 – Darien Robinson, FB (2nd). 2015 – Dee Delaney, DB (1st); Tyler Renew, FB (1st); Mitchell Jeter, DL (3rd). 2016 – Dee Delaney, DB (1st); Isaiah Pinson, OL (2nd); Tyler Renew, RB (3rd). 2018 – Patrick Keefe, LS (3rd); 2019 – Willie Eubanks III, LB (2nd).

Don Hansen's Football Gazette (10): 1988 – Carlos Avalos, OG. 1990 – J.J. Davis, LB. 1991 – Lester Smith, DB. 1992 – Lester Smith, DB; Torrence Forney, DB; Lance Hansen, OG; Carey Cash, OT. 1997 – Carlos Frank, PR (2nd). 2000 – Travis Stephens, LB (3rd). 2001 – Travis Stephens, LB (3rd).

ETSU

Consensus (American Football Coaches Association, Associated Press, The Sports Network/STATS) (1): Matt Pyke, 2018.

AFCA (6): 1985 – George Cimadevilla, P. 1994 – Jeff Johnson, WR. 1996 – James Russell, DL. 2018 – Matt Pyke, OL (1st); Nasir Player, DL (2nd); 2019 – Nasir Player, DL (2nd).

Associated Press (10): 1986 – George Cimadevilla, P (1st). 1989 – George Searcy, RB (2nd). 1994 – Jeff Johnson, WR (2nd). 1996 – James Russell, DL (2nd). 1997 – B.J. Adigun, WR (1st); Mario Hankerson, LB (1st). 1999 – Kevin Peterson, LB (2nd). 2018 – Matt Pyke, OL (1st); Tyree Robinson, DB (2nd); 2019 – Artevious Smith, DB (2nd).

Walter Camp (1): 1996 – James Russell, DL.

The Sports Network/STATS (12): 1987 – Rick Harris, DB, (1st).

1994 – Jeff Johnson, WR (1st). 1997 – B.J. Adigun, WR (1st); Mario Hankerson, LB (1st). 1998 – Kevin Peterson, LB (3rd). 1999 – Kevin Peterson, LB (2nd). 2003 – Gerald Sensabaugh, DB (3rd). 2018 – Matt Pyke, OL (1st); Tyree Robinson, DB (2nd); Nasir Player, DL (3rd); 2019 – Nasir Player, DL (2nd); Artevious Smith, DB (2nd).

Don Hansen's Football Gazette (5): 1997 – B.J. Adigun, WR (1st); Mario Hankerson, LB (2nd). 1998 – Kevin Peterson, LB (3rd); Lamar Cooper, WR (3rd). 2001 – Tony Tiller, DB (3rd). 2003 – Brandon Calton, DL (1st); Aaron Bass, P (2nd).

FURMAN

Consensus (American Football Coaches Association, Associated Press, The Sports Network/STATS) (10): Jeff Blankenship, 1988; Kelly Fletcher, 1989; Steve Duggan, 1990; Kevin Kendrick, 1990; John Keith, 1999; Louis Ivory, 2000; Donnie Littlejohn, 2001; Dakota Dozier, 2013; Matthew Schmidt, 2017; Grayson Atkins, 2019.

AFCA (21): 1982 – Ernest Gibson, DB. 1983 – Ernest Gibson, DB. 1984 – Rock Hurst, LB. 1988 – Jeff Blankenship, LB. 1989 – Kelly Fletcher, DE. 1990 – Steve Duggan, C; Kevin Kendrick, LB. 1991 – Eric Walter, OL. 1992 – Kota Suttle, LB. 1998 – Orlando Ruff, LB. 1999 – John

Keith, DB. 2000 – Louis Ivory, RB. 2001 – Donnie Littlejohn, OL. 2002 – Trevor Kruger, OL. 2005 – William Freeman, LB. 2008 – William Middleton, DB. 2011 – Kadarron Anderson, LB; Ryan Steed, DB. 2013 – Dakota Dozier, OL. 2017 – Matthew Schmidt, OL (1st); 2019 – Grayson Atkins, K (1st).

Associated Press (45): 1981 – Bruce Gheesling, LB (3rd). 1982 – Stanford Jennings, RB (3rd). 1983 – Dan Sleet, G (3rd). 1985 – Gene Reeder, C (1st). 1987 – Alex Albert, G (3rd). 1988 – Jeff Blankenship, LB (1st); Fe Cowan, OL (3rd). 1989 – Kelly Fletcher, DE (1st). 1990 – Steve Duggan, C (1st); Kevin Kendrick, LB (1st). 1991 – Allen Edwards, DL (2nd); Eric Walter, OL (2nd). 1992 – Kota Suttle, LB (2nd); Carl Tremble, RB (3rd). 1993 – Ronnie McCutchan, P (2nd); Andre Worrell, DB (3rd). 1994 – Jim Richter, PK (1st). 1997 – Bryan Dailer, DL (3rd). 1999 – John Keith, DB (1st); Des Kitchings, All-Purpose (3rd). 2000 – Louis Ivory, RB (1st); Marty Priore, OG (1st); Will Bouton, LB (1st). 2001 – Donnie Littlejohn, OT (1st); Louis Ivory, RB (2nd); Will Bouton, LB (2nd); Marty Priore, OG (2nd); Brian Bratton, All-Purpose (3rd). 2002 – Trevor Kruger, OL (3rd). 2003 – Danny Marshall, PK (3rd). 2004 – Ben Bainbridge, OT (2nd); Roy Ravenell, DL (3rd); William Freeman, LB (3rd). 2005 – William Freeman, LB (1st); Corey Stewart, OL (2nd); Patrick Covington, OL (2nd). 2011 – Kadarron Anderson, LB (1st); Ryan Steed, DB (1st). 2012 – Dakota Dozier, OL (3rd). 2013 – Dakota Dozier, OL (1st); Ray Early, PK (2nd). 2017 – Matthew Schmidt, OL (2nd). 2018 – Grayson Atkins, K (2nd); Adrian Hope, LB (2nd); 2019 – Grayson Atkins, K (2nd).

Walter Camp (14): 1988 – Jeff Blankenship, LB. 1990 – Kevin Kendrick, LB; Steve Duggan, C. 1999 – John Keith, DB. 2000 – Louis Ivory, RB; Josh Moore, OL. 2001 – Will Bouton, LB; Donnie Littlejohn, OL. 2002 – Trevor Kruger, OL. 2004 – Ben Bainbridge, OT. 2008 – Joel Bell, OL. 2011 – Colin Anderson, TE. 2012 – Jerodis Williams, KR. 2013 – Dakota Dozier, OL.

The Sports Network/STATS (43): 1988 – Jeff Blankenship, LB (1st). 1989 – Kelly Fletcher, DE (1st). 1990 – Steve Duggan, C (1st); Kevin Kendrick, LB (1st). 1992 – Kota Suttle, LB (2nd). 1994 – Jim Richter, PK (2nd). 1996 – Luther Broughton, TE (2nd). 1997 – Bryan Dailer, DL (1st). 1999 – John Keith, DB (1st); 2000 – Louis Ivory, RB (1st); Josh Moore, OT (1st); Will Bouton, LB (2nd); Chris Stewart, C (3rd). 2001 – Donnie Littlejohn, OT (1st); Will Bouton, LB (1st); Louis Ivory, RB (2nd); Marty Priore, OL (2nd); Chris Stewart, C (2nd); Brian Bratton, RS (2nd). 2002 – Trevor Kruger, OL (2nd). 2003 – Danny Marshall, PK (3rd). 2004 – Ben Bainbridge, OT (1st); Roy Ravenell, DL (3rd); William Freeman, LB (3rd). 2005 – Patrick Covington, OL (1st); Corey Stewart, OL (2nd); Ingle Martin, P (2nd); William Freeman, LB (3rd). 2006 – Roy Ravenell, DL (1st). 2007 – Jerome Felton, FB (1st). 2008 – Joel Bell, T (1st); William Middleton, CB (1st). 2009 – Kadarron Anderson, LB (3rd). 2011 – Colin Anderson, TE (1st); Ryan Steed, DB (3rd). 2012 – Jerodis Williams, KR (1st); Dakota Dozier, OL (2nd). 2013 – Dakota Dozier, OL (1st). 2014 – Gary Wilkins, DL (3rd). 2015 – Cory Magwood, LB (3rd). 2017 – Matthew Schmidt, OL (2nd); 2019 – Grayson Atkins, K (2nd).

Don Hansen's Football Gazette (22): 1985 – Kyle Davis, DE (1st). 1988 – Jeff Blankenship, LB (1st). 1989 – Kelly Fletcher, DE (1st); Chris Roper, DE (1st). 1990 – Kevin Kendrick, LB (1st). 1994 – Jim Richter, PK (1st). 1998 – Orlando Ruff, LB (3rd). 1999 – John Keith, DB (2nd). 2000 – Louis Ivory, RB (1st); Josh Moore, OL (1st); Trent Sansbury, TE (3rd). 2001 – Donnie Littlejohn, OL (1st); Will Bouton, LB (1st); Louis Ivory, RB (2nd); Brian Bratton, KR (2nd). 2002 – Trevor Kruger, OL (1st); Rodney Johnson, DB (3rd). 2003 – Danny Marshall, PK (2nd). 2004 – William Freeman, LB (2nd); Roy Ravenell, DL (3rd); Patrick Covington, G (3rd). 2006 – Andrew Thornburg, OL (3rd)

MERCER

The Sports Network/STATS (1): 2014 – Chandler Curtis, AP, (3rd).

SAMFORD

Consensus (American Football Coaches Association, Associated Press, The Sports Network/STATS) (5): Jaquiski Tartt, 2014; Karel Hamilton, 2016; Ahmad Gooden, 2017; Devlin Hodges, 2018; Kelvin McKnight, 2018.

AFCA (8): 2013 – Fabian Truss, AP. 2014 – Jaquiski Tartt, DB. 2016 – Karel Hamilton, WR (2nd). 2017 – Ahmad Gooden, DL (1st); Devlin Hodges, QB (2nd); Kelvin McKnight, WR (2nd). 2018 – Devlin Hodges, QB (1st); Kelvin McKnight, WR (1st).

Associated Press (12): 2010 – Bryce Smith, LB (2nd). 2012 – Jaquiski Tartt, DB (1st). 2013 – Justin Shade, LB (1st); Fabian Truss, KR (1st); Jaquiski Tartt, DB (2nd). 2014 – Jaquiski Tartt, DB (2nd). 2015 –

Current schools only

Anthony Pistelli, PK (1st). 2016 – Karel Hamilton, WR (1st); Devlin Hodges, QB (3rd). 2017 – Ahmad Gooden, DL (2nd); Austin Barnard, P (3rd). 2018 – Ahmad Gooden, DL (1st); Devlin Hodges, QB (2nd); Kelvin McKnight, WR (2nd).

Walter Camp (6): 2012 – Jaquiski Tartt, DB. 2013 – Justin Shade, LB. 2015 – Anthony Pistelli, PK. 2016 – Karel Hamilton, WR. 2017 – Ahmad Gooden, DL. 2018 – Devlin Hodges, QB; Kelvin McKnight, WR.

The Sports Network/STATS (16): 2012 – Jaquiski Tartt, DB (1st); Fabian Truss, KR (2nd). 2013 – Justin Shade, LB (1st). Fabian Truss, AP (1st). Jaquiski Tartt, DB (2nd). 2014 – Jaquiski Tartt, DB (1st). 2015 – James Bradberry, DB (3rd). 2016 – Karel Hamilton, WR (1st); Devlin Hodges, QB (3rd). 2017 – Ahmad Gooden, DL (2nd); Kelvin McKnight, WR (3rd); Shaheed Salmon, LB (3rd). 2018 – Devlin Hodges, QB (1st); Ahmad Gooden, DL (2nd); Kelvin McKnight, WR (3rd); 2019 – Montrell Washington, PR (1st).

CHATTANOOGA

Consensus (American Football Coaches Association, Associated Press, The Sports Network/STATS) (4): Davis Tull, 2013-2014; Keionta Davis, 2016; Corey Levin, 2016; Isaiah Mack, 2018.

AFCA (12): 1985 – Mike Makins, DL. 1989 – Junior Jackson, LB. 1990 – Tony Hill, LB; Pumpu Tudors, P. 2012 – Davis Tull, DL. 2013 – Davis Tull, DL. 2014 – Davis Tull, DL. 2015 – Jacob Huesman, QB; Keionta Davis, DL. 2016 – Keionta Davis, DL (1st); Corey Levin, OL (2nd). 2018 – Isaiah Mack, DL (1st).

Associated Press (23): 1989 – Pumpu Tudors, P (1st); Junior Jackson, LB (2nd). 1990 – Troy Boeck, T (1st); Pumpu Tudors, P (2nd). 1991 – Pumpu Tudors, P (2nd). 1996 – Ron Faugue, DB (3rd). 2000 – Matt Vick, PK (2nd); 2002 – Josh Cain, LB (2nd). 2003 – Alonzo Nix, WR (3rd). 2005 – Chad Motte, OL (1st); Jermaine Austin, RB (1st). 2009 – Craig Camay, PK (2nd); Josh Beard, DL (3rd). 2010 – Joel Bradford, WR (3rd). 2012 – Davis Tull, DL (2nd). 2013 – Davis Tull, DL (1st). 2014 – Davis Tull, DL (1st); Faysal Shafaat, TE (3rd). 2015 – Corey Levin, OL (1st); Keionta Davis, DL (2nd). 2016 – Corey Levin, OL (2nd); Keionta Davis, DL (2nd). 2018 – Isaiah Mack, DL (1st).

Walter Camp (4): 2012 – Davis Tull, DL. 2013 – Davis Tull, DL. 2015 – Corey Levin, OL. 2018 – Isaiah Mack, DL.

The Sports Network/STATS (21): 1989 – Pumpu Tudors, P (1st). 1990 – Troy Boeck, DL (2nd); Pumpu Tudors, P (2nd). 1996 – Ron Faugue, DB (2nd). 2000 – Matt Vick, PK (1st). 2002 – Josh Cain, LB (2nd). 2003 – Alonzo Nix, WR (3rd). 2007 – Chris Camacho, S (2nd). 2011 – Wes Dothard, LB (1st). 2012 – Davis Tull, DL (2nd); Wes Dothard, LB (3rd). 2013 – Davis Tull, DL (2nd). 2014 – Davis Tull, DL (1st); Corey Levin, OL (3rd). 2015 – Corey Levin, OL (1st); Jacob Huesman, QB (2nd); Keionta Davis, DL (2nd). 2016 – Keionta Davis, DL (1st); Corey Levin, OL (2nd); Nakevion Leslie, LB (3rd). 2018 – Isaiah Mack, DL (1st).

Don Hansen's Football Gazette (6): 1998 – Kenny Sanders, DE (3rd). 2000 – Matt Vick, PK (1st); Chris Sanders, QB (2nd). 2001 – Tyler Unzicker, DL (2nd); Josh Cain, LB (2nd). 2002 – Josh Cain, LB (3rd)

VMI

Consensus (American Football Coaches Association, Associated Press, The Sports Network/STATS) (3): Mark Stock, 1988; Thomas Haskins, 1986; Alex Ramsey, 2019.

AFCA (3): 1988 – Mark Stock, WR. 1996 – Thomas Haskins, RB; 2019 – Alex Ramsey, RB (2nd).

Associated Press (10): 1937 – Paul Shu, RB (3rd). 1938 – Paul Shu, RB (3rd). 1947 – Chi Mills, T (2nd). 1974 – Andy Dearman, G (2nd). 1988 – Mark Stock, WR (1st). 1991 – Lorenzo Carpenter, C (2nd). 1992 – Lorenzo Carpenter, OL (2nd). 1995 – Thomas Haskins, RB (1st). 1996 – Thomas Haskins, RB (1st); 2019 – Alex Ramsey, RB (2nd).

Walter Camp (1): 1996 – Thomas Haskins, RB.

The Sports Network/STATS (5): 1988 – Mark Stock, WR (1st). 1992 – Lorenzo Carpenter, C (2nd). 1995 – Thomas Haskins, RB (2nd). 1996 – Thomas Haskins, RB (1st); 2019 – Alex Ramsey, RB (2nd).

Don Hansen's Football Gazette (3): 1995 – Thomas Haskins, RB (2nd). 1996 – Thomas Haskins, RB (2nd). 2000 – Richard Holland, KR (1st).

WESTERN CAROLINA

Consensus (American Football Coaches Association, Associated Press, The Sports Network/STATS) (4): Kerry Hayes, 1993; Eric Johnson, 1998; Detrez Newsome, 2016-2017.

AFCA (7): 1984 – Louis Cooper, DE. 1985 – Clyde Simmons, DE. 1993 – Kerry Hayes, WR. 1998 – Eric Johnson, DB (1st). 2016 – Detrez Newsome, AP (1st). 2017 – Detrez Newsome, AP (1st); Marvin

Tillman, DB (2nd).

Associated Press (24): 1976 – Darrell Lipford, RB. 1983 – Eric Rasheed, WR (2nd); Tiger Greene, DB (2nd). 1984 – Kirk Roach, K (1st); Louis Cooper, DE (1st); Tiger Greene, DB (1st); Steve Kornegay, P (1st); Mark Buffamoyer, DL (2nd). 1985 – Alonzo Carmichael, TE (1st); Clyde Simmons, DE (1st). 1986 – Kirk Roach, K (1st); Alonzo Carmichael, TE (2nd). 1987 – Kirk Roach, K (1st). 1992 – Todd Harkins, OL (3rd); Kerry Hayes, KR (3rd). 1993 – Kerry Hayes, KR (1st). 1998 – Eric Johnson, DB (1st); Ken Hinsley, P (3rd). 1999 – Josh Jones, PK (3rd). 2007 – Eddie Cohen, WR (2nd). 2016 – Detrez Newsome, AP (1st). 2017 – Ian Berryman, P (2nd); Detrez Newsome, RB (3rd). 2018 – Owen Cosenke, TE (3rd).

USA Today/ESPN (2): 1998 – Eric Johnson, DB (2nd); Ken Hinsley, P (2nd).

The Sports Network/STATS (12): 1988 – Geno Segers, DL (1st). 1992 – Todd Harkins, OL (2nd). 1993 – Kerry Hayes, KR (1st). 1997 – Eric Johnson, DB (3rd). 1998 – Eric Johnson, DB (1st); Ken Hinsley, P (3rd). 2007 – Eddie Cohen, WR (2nd). 2009 – Adrian McLeod, LB (3rd). 2014 – Christon Gill, LB (3rd). 2016 – Todd Newsome, AP (2nd). 2017 – Detrez Newsome, AP (1st). 2018 – Tyrie Adams, AP (2nd).

Don Hansen's Football Gazette (4): 1998 – Ken Hinsley, P (1st); Eric Johnson, DB (2nd); Brad Hoover, RB (2nd). 2002 – Michael Spicer, DL (3rd).

WOFFORD

Consensus (Associated Press, American Football Coaches

Association, The Sports Network/STATS) (3): Matt Nelson, 2003; Lee Basinger, 2004; Blake Jeresaty, 2019.

AFCA (5): 2003 – Matt Nelson, DB. 2004 – Lee Basinger, DL. 2005 – Katon Bethay, DT. 2013 – Jared Singleton, OL; 2019 – Blake Jeresaty, OL (2nd).

Associated Press (20): 1997 – Dan Williams, OL (1st). 2000 – Brian Bodor, DL (2nd). 2002 – Anthony Jones, DL (2nd). 2003 – Eric Deutsch, OL (1st); Matt Nelson, FS (1st); Bobby Gibbs, OL (3rd). 2004 – Lee Basinger, DE (1st); Eric Deutsch, OL (1st). 2005 – Katon Bethay, DL (3rd); 2008 – Derek Wooten, OL (3rd). 2010 – Eric Breitenstin, RB (2nd); Pat Illig, OL (2nd); Ameet Pall, DL (2nd). 2011 – Eric Breitenstein, RB (1st); Nate Page, OL (2nd). 2012 – Eric Breitenstein, RB (1st). 2013 – Jared Singleton, OL (3rd). 2016 – Lorenzo Long, RB (3rd); Anton Wahrby, OL (3rd). 2017 – Ross Demmel, OL (3rd). 2018 – Justus Basinger, OL (3rd); 2019 – Blake Jeresaty, OL (1st).

Walter Camp (5): 2002 – Anthony Jones, DL. 2004 – Eric Deutsch, OL; Lee Basinger, DE. 2010 – Ameet Pall, DL. 2011 – Nate Page, OL.

The Sports Network/STATS (26): 1997 – Dan Williams, OL (1st). 2000 – Brian Bodor, DL (2nd); 2002 – Anthony Jones, DL (2nd). 2003 – Eric Deutsch, OL (1st); Matt Nelson, FS (1st); Bobby Gibbs, OL (3rd). 2004 – Lee Basinger, DE (1st); Eric Deutsch, OL (1st). 2005 – Katon Bethay, DL (3rd). 2007 – Corey McKenna, OT (2nd). 2008 – Dane Romero, FB (1st); 2010 – Eric Breitenstein, RB (1st); Pat Illig, OL (1st), Ameet Pall, DL (1st). 2011 – Eric Breitenstein, RB (1st); Nate Page, OL (1st); Alvin Scioneaux, LB (3rd). 2012 – Eric Breitenstein, RB (1st). 2016 – David Marvin, PK (1st); Lorenzo Long, RB (2nd); Anton Wahrby, OL (3rd). 2017 – Andre Stoddard, FB (2nd); Miles Brown, DL (3rd). 2018 – Andre Stoddard, FB (2nd); Miles Brown, DL (3rd); 2019 – Blake Jeresaty, OL (2nd).

Don Hansen's Football Gazette (13): 1997 – Dan Williams, OL (1st). 1998 – Tony Young, DB (3rd). 2000 – Brian Bodor, DL (3rd). 2001 – Nathan Fuqua, DL (3rd). 2002 – Anthony Jones, DL (1st); Matt Nelson, DB (1st); Eric Deutsch, OL (3rd). 2003 – Eric Deutsch, OL (1st); Bobby Gibbs, OL (1st); Lee Basinger, DL (1st); Matt Nelson, DB (1st); Timmy Thrift, LB (2nd). 2004 – Eric Deutsch, OL (3rd).

First-team selections only

- 1933**
 E Red Negri, UVA
 E Tom Rogers, Duke
 T Ray Burger, UVA
 T Fred Crawford, Duke
 G Amos Bolen, W&L
 G George Barclay, UNC
 C Gene Wagner, UVA
 B Al Casey, Va. Tech
 B Earl Clary, USC
 B Bob Cox, Duke
 B Horace Hendrickson, Duke
- 1934**
 E Dave Thomas, VT
 E Earl Wentz, Duke
 T Gus Durner, Duke
 T Jim Tatum, UNC
 G George Barclay, UNC
 G Jack Dunlap, Duke
 C Steve Sabol, NCSU
 B Corkey Cornelius, Duke
 B Charlie Schaffer, UNC
 B Ace Parker, Duke
 B Norwood Sotherton, MD
- 1935**
 E Dick Buck, UNC
 E Johnny Leys, UVA
 T Hugo Bonino, W&M
 T Gus Durner, Duke
 G Jim Farley, VMI
 G Jim Johnston, Duke
 C Steve Sabol, NCSU
 B Foots Dickerson, VT
 B Bill Guckeyson, MD
 B Don Jackson, UNC
 B Ace Parker, Duke
- 1936**
 E Andy Bershak, UNC
 E Bob King, FUR
 T Joe Brunansky, Duke
 T Joe Caldwell, Duke
 G Jim Farley, VMI
 G Dick Johnston, DAV
 C Dan Hill Jr., Duke
 B Bill Guckeyson, MD
 B Elmore Hackney, Duke
 B Jim Hutchins, UNC
 B Ace Parker, Duke
- 1937**
 E Andy Bershak, UNC
 E Herb Hudgins, Duke
 T Henry Bartos, UNC
 T Joe Brunansky, Duke
 G Woody Lipscomb, Duke
 G Elmer Wreen, UNC
 C Charlie Woods, CLEM
 B Elmore Hackney, Duke
 B Crowell Little, UNC
 B Jim Meade, MD
 B Paul Shu, VMI
- 1938**
 E Gus Goins, CLEM
 E Bolo Perdue, Duke
 T Ed Coon, NCSU
 T Steve Maronic, UNC
 G Louis Trunzo, WFU
 G Fred York, Duke
 C Dan Hill Jr., Duke
 B Bob O'Mara, Duke
 B Paul Shu, VMI
 B George Stirnweiss, UNC
 B Eric Tipton, Duke
- 1939**
 E Joe Blalock, CLEM
 E Paul Severin, UNC
 T Dick Boisseau, W&M
 T Rupert Pate, WFU
 G Allen Johnson, Duke
 G Frank Ribar, Duke
 C Ed Merrick, UR
 B George McAfee, Duke
 B Banks McFadden, CLEM
 B Roten Shetley, FUR
 B George Stirnweiss, UNC

- 1940**
 E Joe Blalock, CLEM
 E Paul Severin, UNC
 T Andy Fronczek, UR
 T Tony Ruffa, Duke
 G Bill Faircloth, UNC
 C Alex Winterspoon, Duke
 C Bob Barnett, Duke
 B Tony Gallovich, WFU
 B Steve Lach, Duke
 B Jim Lelanne, UNC
 B Charlie Timmons, CLEM
- 1941**
 E Joe Blalock, CLEM
 E Bob Gantt, Duke
 T George Fritts, CLEM
 T Mike Karmazin, Duke
 G Carl Givler, WFU
 G Garrard Ramsey, W&M
 C Bob Barnett, Duke
 B Harvey Johnson, W&M
 B Steve Lach, Duke
 B Stan Stasica, USC
 B Charlie Timmons, CLEM
- 1942**
 E Bob Gantt, Duke
 E Glen Knox, W&M
 T Marvin Bass, W&M
 T Pat Preston, WFU
 G Tom Burns, Duke
 G Garrard Ramsey, W&M
 C Lou Sossamon, USC
 B John Cochran, WFU
 B Tom Davis, Duke
 B Harvey Johnson, W&M
 B Joe Muha, VMI
- 1943**
 E Ben Cittadino, Duke
 E Ray Poole, UNC
 T John Maskas, UNC
 T Pat Preston, Duke
 G Bill Milner, Duke
 G Jamie Myers, Duke
 C Bill Starford, WFU
 B Tom Davis, Duke
 B Buddy Jumper, Duke
 B Hosea Rodgers, UNC
 B Nick Sacrinty, WFU
- 1944**
 E Dave Harris, WFU
 E Pat Thrash, USC
 T John Kerns, WFU
 T George Owen, WFU
 G John Clowes, W&M
 G Ernie Knotts, Duke
 C Ralph Jenkins, CLEM
 B Elmer Barbour, WFU
 B Gordon Carver, Duke
 B Tom Davis, Duke
 B Howard Turner, NCSU
- 1945**
 E Dave Harris, WFU
 E Kelley Mote, Duke
 T Chi Mills, VMI
 T Knox Ramsey, W&M
 G Charley Garrison, WFU
 G Ernie Knotts, Duke
 C Ralph Jenkins, CLEM
 B Lynn Chewing, VMI
 B George Clark, Duke
 B Nick Sacrinty, WFU
 B Howard Turner, NCSU
- 1946**
 E Bill Chipley, W&L
 E Kelley Mote, Duke
 T Al DeRogatis, Duke
 T John Maskas, VT
 G Bill Milner, Duke
 G Knox Ramsey, W&M
 C Bryant Meeks, USC
 B Jack Cloud, W&M
 B Charlie Justice, UNC
 B Nick Sacrinty, WFU
 B Howard Turner, NCSU

- 1947**
 E Bob Steckroth, W&M
 E Art Weiner, UNC
 T Chi Mills, VMI
 T Len Szafaryn, UNC
 G Knox Ramsey, W&M
 G Ed Royston, WFU
 C Tommy Thompson, W&M
 B Jack Cloud, W&M
 B Fred Fogler Jr., Duke
 B Lou Gambino, MD
 B Charlie Justice, UNC
- 1948**
 E John O'Quinn, WFU
 E Art Weiner, UNC
 T Louis Allen, Duke
 T Len Szafaryn, UNC
 G Frank Gillespie, CLEM
 G Bernie Watts, NCSU
 C Tommy Thompson, W&M
 B Jack Cloud, W&M
 B Bobby Gage, CLEM
 B Bill Gregus, WFU
 B Charlie Justice, UNC
- 1949**
 E Vito Ragazzo, W&M
 E Art Weiner, UNC
 T Louis Allen, Duke
 T Ray Krouse, MD
 G Bob Hughes, W&M
 G Charlie Musser, NCSU
 C Irwin Holdash, UNC
 B Fred Cone, CLEM
 B Billy Cox, Duke
 B Bill Gregus, WFU
 B Charlie Justice, UNC
 B Buddy Lex, W&M
 B Steve Wadiak, USC
- 1950**
 E Glenn Smith, CLEM
 E Elmer Wingate, MD
 T Elmer Costa, NCSU
 T Jim Staton, WFU
 G Bob Auffarth, WFU
 G Bob Ward, MD
 C Irwin Holdash, UNC
 B Gil Bocetti, W&L
 B Fred Cone, CLEM
 B Billy Cox, Duke
 B Steve Wadiak, USC
- 1951**
 E Jack Lewis, WFU
 E Glenn Smith, CLEM
 T Elmer Costa, NCSU
 T Bill George, WFU
 G Joe Dudeck, UNC
 G Bob Ward, MD
 C Larry Smith, USC
 B Gil Bocetti, W&L
 B Ed Mioduszewski, W&M
 B Ed Modzelewski, MD
 B Steve Wadiak, USC
- 1952**
 E Jack Lewis, WFU
 E Howard Pitt, Duke
 T Ben Dunkerley, WVU
 T Stan Jones, MD
 G Linwood Cox, W&M
 G Truet Grant, Duke
 C Louis Tepe, Duke
 B Bill Brehaney, VMI
 B Worth Lutz, Duke
 B Ed Mioduszewski, W&M
 B Jack Scarbath, MD
- 1953**
 E Richie Gaskell, GWU
 E Bill Marker, WVU
 T Bruce Bosley, WVU
 T George Parozzo, W&M
 G Gene Lamone, WVU
 G Vince Perone, FUR
 C Steve Korcheck, GWU
 B Tommy Allman, WVU
 B Bill Bowman, W&M
 B Johnny Mapp, VMI
 B Freddy Wyant, WVU

- 1954**
 E Billy Hillen, WVU
 E Tom Petty, VT
 T Bruce Bosley, WVU
 T George Preas, VT
 G Gene Lamone, WVU
 G Webster Williams, FUR
 C Chick Donaldson, WVU
 B Dickie Beard, VT
 B Joe Marconi, WVU
 B Johnny Popson, FUR
 B Freddy Wyant, WVU
- 1955**
 E Walt Brodie, W&M
 E Paul Thompson, GWU
 T Bruce Bosley, WVU
 T Bob Lusk, W&M
 G Gene Lathey, WVU
 G Jim Locke, VT
 C Jack Prater, VT
 B Bob Moss, WVU
 B Frank Paiczkowski, UR
 B Mike Sommer, GWU
 B Freddy Wyant, WVU
- 1956**
 E Walt Brodie, W&M
 E Paul Thompson, GWU
 T Dave Liddick, GWU
 T Bill Underdonk, WVU
 G Gene Lathey, WVU
 G Joe Nicely, WVU
 C Chuck Howley, WVU
 B Larry Krutko, WVU
 B Jim Lugar, VT
 B Charlie Sidwell, W&M
 B Sam Woolwine, VMI
- 1957**
 E Paul Maguire, CIT
 E Larry Peccatiello, W&M
 T Jim McFalls, VMI
 T Elliot Shaubach, W&M
 G Lou Farmer, VMI
 G Chuck Howley, WVU
 C Bill Rush, W&M
 B Bobby Jordan, VMI
 B Bob Schwarze, CIT
 B Mike Sommer, GWU
 B Sam Woolwine, VMI
- 1958**
 E Carroll Dale, VT
 E Ray Siminski, FUR
 T Jim McFalls, VMI
 T Ed Rutsch, GWU
 G Dick Cleveland, CIT
 G Bob Frulla, GWU
 C Jerry Borst, VMI
 B Ted Colna, GWU
 B Billy Holsclaw, VT
 B Sam Horner, VMI
 B Dick Longfellow, WVU
- 1959**
 E Carroll Dale, VT
 E Paul Maguire, CIT
 T Pat Lambert, UR
 T Mike Lashley, W&M
 G Bill Lopasky, WVU
 G Mike Zeno, VT
 C Ron DeMelf, GWU
 B Dave Ames, UR
 B Howard Dyer, VMI
 B Alger Pugh, VT
 B Sam Horner, VMI
- 1960**
 E Bob Coolbaugh, UR
 E Andy Guida, GWU
 T Harry Rakowski, CIT
 T Allen Whittier, VT
 G Lou Shuba, VMI
 G Mike Zeno, VT
 C George Garrison, CIT
 B Tom Campbell, FUR
 B Howard Dyer, VMI
 B Don Kern, VMI
 B Earl Stoudt, UR

- 1961**
 E Bill Gilgo, CIT
 E Andy Guida, GWU
 T Gene Breen, VT
 T Bill Winter, WVU
 G Eric Erdossy, W&M
 G Keith Melenzyer, WVU
 C Don Christian, UR
 B Tom Campbell, FUR
 B Dick Drummond, GWU
 B Earley Eastburn, CIT
 B Earl Stoudt, UR
- 1962**
 E Charlie Brendle, CIT
 E Gene Heeter, WVU
 T John Sapinsky, W&M
 T Bill Welsh, VMI
 G Newt Green, VT
 G Bob Soleau, W&M
 C Pete Goimarac, WVU
 B Dick Drummond, GWU
 B Glenn Holton, WVU
 B Elliott Keller, FUR
 B Jerry Yost, WVU
- 1963**
 E Pete Emelianchik, UR
 E Vince Petno, CIT
 T Gene Breen, VT
 T Bill Welsh, VMI
 G Newt Green, VT
 G Bob Soleau, W&M
 C Pete Goimarac, WVU
 B Dick Drummond, GWU
 B Bob Schweickert, VT
 B Kenny Stoudt, UR
 B Sonny Utz, VT
- 1964**
Offense
 E John Hilton, UR
 E Tommy Marvin, VT
 T Jeff Craig, W&M
 T Doug McNeil, GWU
 G Joe Missar, CIT
 G Craig Smith, W&M
 C Gary Barnette, WVU
 B Mike Lane, CIT
 B Garry Lyle, GWU
 B Bob Schweickert, VT
 B Sonny Utz, VT
Defense
 E George Pearce, W&M
 E Bill Sullivan, WVU
 T Doug McNeil, GWU
 T John Turner, VMI
 LB Joe Missar, CIT
 LB Ken Whitley, VT
 LB Don Young, WVU
 B Fred D'Orazio, GWU
 B Mike Patterson, VMI
 B Joe Stromick, UR
 B Scott Swan, W&M
- 1965**
Offense
 E Bob Dunlevy, WVU
 E George Pearce, W&M
 T Steve Lapko, GWU
 T Stan Lysick, WVU
 G Doug McNeil, GWU
 G Ray Tate, UR
 C Tom Feola, W&M
 B Dave Alexander, ECU
 B Garrett Ford, WVU
 B Mike Holloran, GWU
 B Dick Leftridge, WVU
Defense
 E Pack Hindsley, DAV
 E Bill Sullivan, WVU
 T Tony Buccino, W&M
 T John Turner, VMI
 LB Bob Gadowski, W&M
 LB Bob Schmalzreidt, VMI
 LB Billy Turner, FUR
 B Francis Grant, CIT
 B Tom Metz, GWU
 B Jim Lofrese, W&M
 B Dave Sprinkle, DAV

#SoConFB

ALL-CONFERENCE TEAMS



1966
Offense
E Chuck Alberston, W&M
E Robbie Hahn, FUR
T Bob Andrews, UR
T Denny Williamson, WVU
G Walter Bostic, ECU
G Brad Cashman, GWU
C Johnny Crew, ECU
B Garrett Ford, WVU
B Steve Molnar, WVU
B Jimmy Poole, DAV
B Larry Zurich, UR

Defense
E Bob Gadkowski, W&M
E Norm Neverson, GWU
T Kevin Moran, ECU
T Joe Neilson, W&M
MG Dave Delgado, UR
LB Adin Brown, W&M
LB Baker Brown, WVU
LB Bob Schmalzreidt, VMI
B Robert Ellis, ECU
B Cal McCombs, CIT
B John Mallory, WVU

1967
Offense
E Jim Cavanaugh, W&M
E Walker Gillette, UR
T Brad Cashman, W&M
T Kevin Moran, ECU
G Bob Biddle, VMI
G Terry Crum, UR
C Robbie Patterson, FUR
B Butch Colson, ECU
B Bob Habsevich, VMI
B Neal Hughes, ECU
B Jimmy Poole, DAV
Defense
E Bob Gadkowski, W&M
E Danny Williamson, WVU
T Dave Delgado, UR
T George Henshaw, WVU
MG Carl Crennell, WVU
LB Adin Brown, W&M
LB Bob Schmalzreidt, VMI
LB John Small, CIT
B Joe Isaac, CIT
B John Mallory, WVU
B Chip Young, W&M

1968
Offense
E Walker Gillette, UR
E Mike Kelly, DAV
T Ralph Beatty, W&M
T Wayne Fowler, UR
G Bob Biddle, VMI
G Ben Grieb, ECU
C Bob Herb, W&M
B Jim McMillian, CIT
B Terry Morton, W&M
B Buster O'Brien, UR
B Gordon Slade, DAV
Defense
E Mel Medved, UR
E Buzz Montsinger, UR
E Jim Rathbun, CIT
T Don Tyson, ECU
T Eddie Watkins, CIT
MG Dick Irvin, UR
MG Burt Waite, W&M
LB Ken Diaz, CIT
LB Pat Turchetta, UR
B Jim Barton, W&M
B Joe Isaac, CIT
B Kerr Kump, VMI
B Winston Whitehead, UR

1969
Offense
E Walker Gillette, UR
E Mike Kelly, DAV
T Wayne Fowler, UR
T Marion Glover, CIT
G Terry Esterkamp, DAV
G Creig Tyler, CIT
C Bob Herb, W&M
B Bob Duncan, CIT
B Charlie Richards, UR
B Gordon Slade, DAV
B Billy Wightman, ECU
K Ed Terry, DAV

Defense
E Mel Medved, UR
E Buzz Montsinger, UR
T John Barelli, UR
T Bruce Kasardo, UR
T George Wheeler, ECU
MG Dick Irvin, UR
LB John Small, CIT
LB Pat Turchetta, UR
B Phil Bryan, CIT
B Tom Duffey, W&M
B Whit Morrow, DAV
B Winston Whitehead, UR

1970
Offense
E Dick Corrada, ECU
E Jim Livesay, UR
T Peyton Barton, FUR
T Brian Bitton, UR
T Butch Kersey, FUR
G Don Dease, CIT
G Jackson Neall, W&M
C Bob Herb, W&M
B Bob Duncan, CIT
B Mike Mikolayunas, DAV
B Phil Mosser, W&M
B Charlie Richards, UR
K Don Cupit, VMI
Defense
E Jim Lee, CIT
E Pat Morris, UR
T John Barelli, UR
T Bruce Dasarda, UR
T Rich Peeler, ECU
LB Wally Ake, W&M
LB Chuck Cross, FUR
B Ray Easterling, UR
B Jim King, CIT
B Paul Scolaro, W&M
B Jeff Varnadoe, CIT

1971
Offense
E Brian Baima, CIT
E David Knight, W&M
T Mike Davitt, CIT
T Pete Ramsey, VMI
G Pat Hutto, CIT
G Jackson Neall, W&M
C Bob Conrad, UR
B Jon Hall, CIT
B Harry Lynch, CIT
B Phil Mosser, W&M
B Barty Smith, UR
K Keith Clark, UR
Defense
E John Nugent, UR
E David Shi, FUR
T Milt Ignatius, UR
T Rich Peeler, ECU
MG Keith Dooley, UR
LB Pat Kelly, UR
LB Monty Kiernan, ECU
B Ray Easterling, UR
B Jack Patterson, ECU
B Paul Scolaro, W&M
B Jeff Varnadoe, CIT

1972
Offense
TE Stan Eure, ECU
WR David Knight, W&M
WR Walt Walker, DAV
T Andy Dearman, VMI
T Dan Utley, FUR
G Greg Troupe, ECU
G Stan Victor, W&M
C Joe Montgomery, W&M
B Carlester Crumpler, ECU
B Billy Meyers, UR
B Carl Summerell, ECU
K Terry Regan, W&M
Defense
E Ronnie Chappell, W&M
E John Nugent, UR
T Ron Reynolds, APP
T Norman Seabrooks, CIT
LB Pat Kelly, UR
LB Danny Kepley, ECU
LB Neal Rumble, CIT
B Bob Loprete, UR
B Rusty Markland, ECU
B Vince Perone Jr., FUR
B Paul Scolaro, W&M
P Jay Jones, UR

1973
Offense
TE Dick Pawlewicz, W&M
WR Stan Eure, ECU
WR Walt Walker, DAV
T Andy Dearman, VMI
T Dan Utley, FUR
G Jim Amrhein, UR
G Greg Troupe, ECU
C Joe Montgomery, W&M
QB Carl Summerell, ECU
RB Carlester Crumpler, ECU
RB Barty Smith, UR
K Jim Woody, ECU
Defense
E Cary Godette, ECU
E Lee Pearson, UR
T Vic Moyer, UR
T Ron Reynolds, APP
G Tony Cicoria, CIT
LB Pat Kelly, UR
LB Danny Kepley, ECU
B Bob Loprete, UR
B Mike Myrick, ECU
B Vince Perone Jr., FUR
B Gene Williams, VMI
P Russell Brown, W&M

1974
Offense
TE Dick Pawlewicz, W&M
WR Mike Mahoney, UR
WR Ronnie Moore, VMI
T Rick Bennett, ECU
T Buddy Parrish, CIT
G Andy Dearman, VMI
G Jimbo Walker, ECU
C Doug Hines, VMI
QB Bill Deery, W&M
RB Andrew Johnson, CIT
RB Ronnie Norman, VMI
RB Bill Schink, ECU
K Jerry Harmon, APP
Defense
E Bill Anderson, FUR
E Butch Strawderman, ECU
T Kenny Moore, ECU
T Ace Owens, UR
MG Fred Snipes, APP
LB Danny Kepley, ECU
LB Brian Ruff, CIT
B Jim Bolding, ECU
B Larry McKenzie, APP
B Vince Perone Jr., FUR
B Mike Stewart, W&M
P Joe Parker, APP

1975
Offense
TE Dickie Regan, CIT
WR Ronnie Moore, VMI
T Rodney Elam, UR
T Andre Staton, APP
G Jimbo Walker, ECU
G Tom Sofield, APP
G Gill Beck, APP
QB Robbie Price, APP
RB Emmitt Hamilton, APP
RB Larry Robinson, FUR
RB Kenny Strayhorn, ECU
K Gary Davis, APP
Defense
E Cary Godette, ECU
E Mike Copley, UR
T Willie Bryant, ECU
T Dickie Childress, UR
LB Larry Anderson, FUR
LB Harold Randolph, ECU
LB Brian Ruff, CIT
B Jim Bolding, ECU
B Ralph Ferguson, CIT
B Mark Gordon, FUR
B Quinton McKinney, APP
P Joe Parker, APP

1976
Offense
TE Ken Cloud, W&M
WR Dennis Holt, APP
WR Tommy Southard, FUR
T Ed Glackin, VMI
T Jeff Holcomb, FUR
G Wayne Bolt, ECU
G Andre Staton, APP
C Gill Beck, APP
QB Tom Rozantz, W&M
RB Eddie Hicks, ECU
RB Andrew Johnson, CIT
RB Jim Kruijs, W&M
K Pete Conaty, ECU
Defense
E Cary Godette, ECU
E Bruno Schmalhofer, W&M
T Jack Dove, ECU
T Ned Stephanovich, VMI
LB Larry Anderson, FUR
LB Harold Randolph, ECU
LB Brian Ruff, CIT
B Jim Bolding, ECU
B Ralph Ferguson, CIT
B Gerald Hall, ECU
B Reggie Pinkney, ECU
P Joe Parker, APP

1977
Offense
TE Brette Simmons, FUR
WR Mike Riley, CIT
WR Wayne Tolleson, WCU
T Ken Cadle, FUR
T Paul Edmondson, UTC
G Joe Petosa, UTC
G Tom Replogie, VMI
C Gill Beck, APP
QB Mike Pusey, WCU
RB Andre Gibson, VMI
RB Darrell Lipford, WCU
K Craig Jones, VMI
Defense
E Greg Arnett, VMI
E Bobby Church, FUR
T Ronnie Powe, UTC
T Ned Stephanovich, VMI
G Tony Sparks, CIT
LB Kenny Caldwell, CIT
LB Glen Jones, VMI
B Russell Gambrell, FUR
B Paul Gillis, CIT
B Gary McNeal, VMI
B Kenny Mitchell, UTC
P Greg Cater, UTC

1978
Offense
TE Brette Simmons, FUR
WR Rick Beasley, APP
WR Gerald Harp, WCU
T Bob Bookmiller, VMI
T Paul Edmondson, UTC
G Joe Petosa, UTC
G Robbie Vannoy, WCU
C Rickey Young, FUR
QB David Henderson, FUR
RB Scott McConnell, APP
RB Mark Stowers, FUR
K Craig Jones, VMI
Defense
E George Alston, WCU
E Frank Jordan, UTC
E Sami Killman, APP
T Jacob Burney, UTC
T Kevin Morgan, FUR
MG Ty Smith, WCU
LB Kenny Caldwell, CIT
LB Pat Murphy, APP
B Willie Carpenter, WCU
B Russell Gambrell, FUR
B Paul Gillis, CIT
B Thomas Gunn, WCU
P Greg Cater, UTC

1979
Offense
TE Orion Rust, CIT
WR Rick Beasley, APP
WR Gerald Harp, WCU
T John Burke, CIT
T Doug Patterson, UTC
T John Shuman, VMI
G David Kreber, CIT
G Roderick Moore, UTC
C Paul Wright, UTC
QB Mark Hutshell, ETSU
RB Floyd Allen, VMI
RB Gwain Durden, UTC
K Craig Jones, VMI
Defense
E Mike Adams, CIT
E Frank Jordan, UTC
E Jeff Snipes, FUR
T Jacob Burney, UTC
T Kevin Morgan, FUR
T Bobby Peche, WCU
LB Bruce Ghesling, FUR
LB Alfonso McCloud, UTC
LB Ralph Smith, WCU
B Walt Bellamy, VMI
B Willie Carpenter, WCU
B Paul Gillis, CIT
B Jay Megna, ETSU
P Greg Cater, UTC

1980
Offense
TE Eddie McGill, WCU
WR Rick Beasley, APP
WR Gerald Harp, WCU
T Charlie Anderson, FUR
T Richard Farrier, CIT
G Mike Coleman, FUR
G John Olson, APP
C Robert Lee, UTC
QB Steve Brown, APP
RB Floyd Allen, VMI
RB Mike Glenn, FUR
RB Stump Mitchell, CIT
K Barry Childers, MAR
Defense
E Dale McLarty, CIT
E Jerry Moses, APP
E Jeff Snipes, FUR
T Jacob Burney, UTC
T Kevin Morgan, FUR
LB Bruce Ghesling, FUR
LB Ricky Smith, WCU
LB Willie Yates, UTC
B Chris Buono, FUR
B Mike Eden, VMI
B Mike Hunt, UTC
B Jeff Vincent, APP
P John Johnson, FUR

1981
Offense
TE Byron Lee, FUR
WR Jeff Dean, WCU
T Charlie Anderson, FUR
T Steve Lloyd, FUR
T Curtis Rouse, UTC
G Mike Coleman, FUR
G Jay Lasek, VMI
C Austin Beckham, VMI
QB Tim Sorrells, FUR
RB Floyd Allen, VMI
RB Stanford Jennings, FUR
RB Danny Miller, CIT
K Tim Tanguay, FUR
B Donnie Cook, ETSU
B Mike Hunt, UTC
B Carl Lee, MAR
Defense
E Felix Andrews, FUR
E Wade Foltz, VMI
T Sedrick Brown, CIT
T Willie Little, UTC
NG Jim Ettari, CIT
LB Bruce Ghesling, FUR
LB Melvin Rucker, VMI
B Bruce Alexander, CIT
B Jeff Burke, FUR
B Donnie Cook, ETSU
B Mike Hunt, UTC
B Carl Lee, MAR
P John Johnson, FUR

1982
Offense
 TE Tom Radle, VMI
 WR Eric Rasheed, WCU
 T Greg Hochstetler, UTC
 T Joe Pipczynski, CIT
 G Mike Coleman, FUR
 G Jay Lasek, VMI
 C Briggs Taylor, FUR
 QB Ronnie Nixon, WCU
 RB Anthony James, WCU
 RB Stanford Jennings, FUR
 RB Alvin Parker, APP
 K Dean Biasucci, WCU
Defense
 E Joey Abbney, UTC
 E Louis Cooper, WCU
 T Jim Ettari, CIT
 T Willie Little, UTC
 NG Troy Phillips, FUR
 LB Billy Hall, FUR
 LB Melvin Rucker, VMI
 B Mark Bridgman, FUR
 B Donnie Cook, ETSU
 B Carl Lee, MAR
 B Gib McEachran, FUR
 P Jon Howell, UTC

1983
Offense
 TE Bill West, CIT
 WR Eric Rasheed, WCU
 T Paul Johannessen, FUR
 T Mike Nease, UTC
 G Ed Boyd, APP
 G Dan Sleat, FUR
 C Steve Taylor, WCU
 QB David Charpia, FUR
 RB Melvin Dorsey, WCU
 RB Larry Fourqurean, MAR
 RB Stanford Jennings, FUR
 K Dean Biasucci, WCU
Defense
 E Bernard Jones, WCU
 E Steve Kurtz, UTC
 T Mark Buffamoyer, WCU
 T Bob Standifer, UTC
 LB Buck Coatney, FUR
 LB Ricky Pate, WCU
 LB Glen Richardson, UTC
 B Glenn Bates, MAR
 B Mark Bridgman, FUR
 B Ernest Gibson, FUR
 B Tiger Greene, WCU
 P Pat Velarde, MAR

1984
Offense
 TE Fred Johnson, CIT
 TE Steve Panoram, VMI
 WR Victor Frazier, CIT
 WR Eric Rasheed, WCU
 T Jim Gabrish, CIT
 T Mike Herndon, WCU
 G Ed Boyd, APP
 G Brent Johnson, UTC
 C Steve Taylor, WCU
 QB Jeff Gilbert, WCU
 RB Artis Edwards, UTC
 RB Robbie Gardner, FUR
 K Kirk Roach, WCU
Defense
 E Louis Cooper, WCU
 E David Ferrell, ETSU
 T Mark Buffamoyer, WCU
 T Bob Standifer, UTC
 MG Randall Mitchell, UTC
 LB Rock Hurst, FUR
 LB Glen Richardson, UTC
 B Tiger Greene, WCU
 B David McCrary, UTC
 B Jerome Norris, FUR
 B Gary Zingler, ETSU
 P Steve Kornegay, WCU

1985
Offense
 TE Alonzo Carmichael, WCU
 WR Chas Fox, FUR
 WR Lee Glaze, CIT
 T Mike Calloway, APP
 T Jim Gabrish, CIT
 G Brent Johnson, UTC
 G Charles Stephenson, WCU
 C Gene Reeder, FUR
 QB Bobby Lamb, FUR
 RB Brian Jager, FUR
 RB John Settle, APP
 K Kirk Roach, WCU
Defense
 E Chris Melick, APP
 E Clyde Simmons, WCU
 T Anthony Downs, APP
 T Mike Makens, UTC
 MG Randall Mitchell, UTC
 LB Dino Hackett, APP
 LB Glen Richardson, UTC
 B Phillip Aldridge, FUR
 B Mike Mayo, VMI
 B Struggy Smith, APP
 B Steve Squire, FUR
 P George Cimadevilla, ETSU

1986
Offense
 TE Alonzo Carmichael, WCU
 WR Mike Barber, MAR
 WR Vincent Nowell, WCU
 T Mike Calloway, APP
 T Mark Cook, ETSU
 G Alex Albert, FUR
 G Steve Hall, WCU
 C Sam Manos, MAR
 QB Willie Perkins, WCU
 RB Robbie Gardner, FUR
 RB John Settle, APP
 K Kirk Roach, WCU
Defense
 L Anthony Down, APP
 L Phillip Ferguson, FUR
 L Mike Makins, UTC
 L Scott Thompson, CIT
 LB Cedric Felton, APP
 LB Darryl Gardner, FUR
 LB Willie Greenway, UTC
 B Jimmy Armstrong, APP
 B Fred Davis, WCU
 B Jerome Norris, FUR
 B Steve Squire, FUR
 P George Cimadevilla, ETSU

1987
Offense
 TE Sean Doctor, MAR
 WR Mike Barber, MAR
 WR Vincent Nowell, WCU
 T Fe Cowan, FUR
 T James Hardman, APP
 G Alex Albert, FUR
 G Steve Hall, WCU
 C Terry Poore, APP
 QB Tony Petersen, MAR
 RB John Bagwell, FUR
 RB Ron Darby, MAR
 K Kirk Roach, WCU
Defense
 L Tony Bowick, UTC
 L Anthony Downs, APP
 L Phillip Ferguson, FUR
 L Scott Thompson, CIT
 LB Kenny Blaknell, APP
 LB Zach Ervin, UTC
 LB Darryl Gardner, FUR
 B Derrick Harris, ETSU
 B Mike Mayo, VMI
 B Mark Snyder, MAR
 B Reggie Solomon, UTC
 P Tony Cox, APP

1988
Offense
 TE Sean Doctor, MAR
 WR Mike Barber, MAR
 WR Mark Stock, VMI
 T Fe Cowan, FUR
 T Derrick Graham, APP
 G Carlos Avalos, CIT
 G John Halford, MAR
 C Steve Duggan, FUR
 QB Gene Brown, CIT
 QB John Gregory, MAR
 RB Ron Darby, MAR
 RB Adrian Johnson, CIT
 K Bjorn Nittmo, APP
Defense
 L Tony Bowick, UTC
 L Kelly Fletcher, FUR
 L Geno Segers, WCU
 L Jimmy Snowden, APP
 LB Jeff Blankenship, FUR
 LB Willie Greenway, UTC
 LB Pete Long, CIT
 B J.D. Cauten, CIT
 B Julius Dixon, FUR
 B Toussaint Kennedy, WCU
 B Mike Lowman, UTC
 P Billy Smith, UTC

1989
Coaches
Offense
 TE Eric Ihnat, MAR
 TE Greg Key, FUR
 WR Phillip Florence, CIT
 WR Andre Motley, MAR
 T David Ewart, ETSU
 T Derrick Graham, APP
 G David Adams, FUR
 G Ricky Bray, UTC
 C Steve Duggan, FUR
 QB John Gregory, MAR
 RB Ritchie Melchor, APP
 RB George Searcy, ETSU
 K Dewey Klein, MAR
Defense
 OLB Kelly Fletcher, FUR
 OLB Chris Roper, FUR
 LB Troy Boeck, UTC
 L Allen Edwards, FUR
 L Brian Pitts, FUR
 ILB Junior Jackson, UTC
 ILB Kevin Kendrick, FUR
 B Keith Collins, APP
 B Gary Dandridge, APP
 B Derrick Harris, ETSU
 B Pat Turner, FUR
 P Pumpu Tudors, UTC

1989
Media
Offense
 TE Eric Ihnat, MAR
 WR Phillip Florence, CIT
 WR Andre Motley, MAR
 T Rick Brodsky, CIT
 T Derrick Graham, APP
 G David Adams, FUR
 G Ricky Bray, UTC
 C Steve Duggan, FUR
 QB Frankie DeBusk, FUR
 RB James Roberts, UTC
 RB George Searcy, ETSU
 K Dewey Klein, MAR
Defense
 L Troy Boeck, UTC
 L Kelly Fletcher, FUR
 L Avery Hall, APP
 L Brian Pitts, FUR
 LB Junior Jackson, UTC
 LB Kevin Kendrick, FUR
 LB Chris Roper, FUR
 B Keith Collins, APP
 B Gary Dandridge, APP
 B Pat Turner, FUR
 B Derrick Willis, UTC
 P Pumpu Tudors, UTC

1990
Coaches
Offense
 TE Eric Ihnat, MAR
 WR Donald Lipscomb, FUR
 WR Andre Motley, MAR
 T David Ewart, ETSU
 T Kyle Lowery, FUR
 G DeRhon Robinson, CIT
 G Eric Walter, FUR
 C Steve Duggan, FUR
 QB Frankie DeBusk, FUR
 RB Derrick Hollins, ETSU
 RB Carl Tremble, FUR
 K Mike Shoun, ETSU
Defense
 E Tony Hill, UTC
 E Rico Mack, APP
 L Troy Boeck, UTC
 L Allen Edwards, FUR
 L Avery Hall, APP
 ILB Kevin Kendrick, FUR
 ILB J.J. Davis, CIT
 ILB Dwayne Pelham, APP
 B Brance Draine, UTC
 B Derek Grier, MAR
 B Ivan Johnson, FUR
 B Lester Smith, CIT
 P Pumpu Tudors, UTC

1990
Media
Offense
 TE Eric Ihnat, MAR
 WR Donald Lipscomb, FUR
 WR Andre Motley, MAR
 T Kyle Lowery, FUR
 T Greg Barnette, APP
 T Carey Cash, CIT
 G DeRhon Robinson, CIT
 G Eric Walter, FUR
 C Steve Duggan, FUR
 QB Frankie DeBusk, FUR
 RB Derrick Hollins, ETSU
 RB Carl Tremble, FUR
 K Rodney Allen, UTC
Defense
 L Troy Beck, UTC
 L Allen Edwards, FUR
 L Billy Glanton, UTC
 L Tony Hill, UTC
 LB J.J. Davis, CIT
 LB Kevin Kendrick, FUR
 LB Rico Mack, APP
 B Joe Chirico, MAR
 B Brance Draine, UTC
 B Jason Grant, FUR
 B Ivan Johnson, FUR
 P Pumpu Tudors, UTC

1991
Coaches
Offense
 TE Paul Siffri, FUR
 WR Donald Lipscomb, FUR
 WR Brian Dowler, MAR
 WR Shoun Habersham, UTC
 T Carey Cash, CIT
 T Madison Sayre, MAR
 G Kitt Hill, APP
 G Eric Walter, FUR
 C Lorenzo Carpenter, VMI
 QB Michael Payton, MAR
 RB Chip Hooks, APP
 RB Carl Tremble, FUR
 K Andrew Burr, FUR
Defense
 E Albert Luke, UTC
 E Rico Mack, APP
 L Allen Edwards, FUR
 L Avery Hall, APP
 L Mike Perfetti, VMI
 ILB Murphy Duckett, ETSU
 ILB Kota Suttle, FUR
 B Gary Dandridge, APP
 B Mike Ratcliff, FUR
 B Lester Smith, CIT
 B Jackie Washington, UTC
 P Harold Alexander, APP

1991
Media
Offense
 TE Paul Siffri, FUR
 WR Brian Dowler, MAR
 WR Donald Lipscomb, FUR
 T Carey Cash, CIT
 T Kyle Lowery, FUR
 G Phil Ratliff, MAR
 G Eric Walter, FUR
 C Lorenzo Carpenter, VMI
 QB Michael Payton, MAR
 RB Chip Hooks, APP
 RB Carl Tremble, FUR
 K Dewey Klein, MAR
Defense
 L Allen Edwards, FUR
 L Avery Hall, APP
 L Ryan Livezey, FUR
 L Mike Perfetti, VMI
 LB Rico Mack, APP
 LB Donahue Stephenson, MAR
 LB Kota Suttle, FUR
 B Gary Dandridge, APP
 B Derek Grier, MAR
 B Lester Smith, CIT
 B Jackie Washington, UTC
 P Harold Alexander, APP

1992
Coaches
Offense
 TE Mike Bartrum, MAR
 WR Troy Brown, MAR
 WR Craig Aiken, WCU
 T Carey Cash, CIT
 T Johnny McKee, MAR
 G Todd Harkins, WCU
 G Phil Ratliff, MAR
 C Lorenzo Carpenter, VMI
 QB Michael Payton, MAR
 RB Carl Tremble, FUR
 RB Everette Sands, CIT
 KR Kerry Hayes, WCU
 K Rodney Allen, UTC
Defense
 E Ryan Livezey, FUR
 E Rico Mack, APP
 L Avery Hall, APP
 L Tony Johnson, WCU
 L Keenan Rhodes, MAR
 ILB Kota Suttle, FUR
 ILB Brent David, APP
 B Lester Smith, CIT
 B Willie Williams, WCU
 B Torrence Forney, CIT
 B Julius Grant, WCU
 P Harold Alexander, APP

1992
Media
Offense
 TE Mike Bartrum, MAR
 WR Troy Brown, MAR
 WR Craig Aiken, WCU
 T Carey Cash, CIT
 WR Chris Deaton, MAR
 G Phil Ratliff, MAR
 G Lance Hansen, CIT
 C Lorenzo Carpenter, VMI
 QB Michael Payton, MAR
 RB Carl Tremble, FUR
 RB Everette Sands, CIT
 KR Kerry Hayes, WCU
 K Rodney Allen, UTC
Defense
 L Avery Hall, APP
 L Sean Swoope, APP
 L Ryan Livezey, FUR
 L Byron Litton, MAR
 and Milan Sterling, FUR
 LB Kota Suttle, FUR
 LB Rico Mack, APP
 LB Shannon King, MAR
 B Lester Smith, CIT
 B Torrence Forney, CIT
 B Willie Williams, WCU
 B Andre Worrell, FUR
 P Harold Alexander, APP

ALL-CONFERENCE TEAMS



1993
Coaches
Offense
TE Andrew Jordan, WCU
WR Jeff Johnson, ETSU
WR Craig Aiken, WCU
T Chris Deaton, MAR
T Thomas Jackson, WCU
G Trevor Thomas, MAR
G Miguel Ayoub, GSU
C Wes Greenwell, WCU
QB Todd Donnan, MAR
RB Chris Parker, MAR
RB Everette Sands, CIT
KR Kerry Hayes, WCU
K Reed Haley, GSU
Defense
E Ryan Livezey, FUR
E Rodney Garrett, MAR
L Alex Mash, GSU
L Tony Johnson, WCU
L Mike Hardy, FUR
ILB William King, MAR
ILB Milan Sterling, FUR
DB Andre Worrell, FUR
DB Julius Grant, WCU
DB Roger Johnson, MAR
DB Shawn Austin, GSU
P Ronnie McCutchan, FUR

1993
Media
Offense
TE Demarko Kemp, UTC
WR Jeff Johnson, ETSU
WR Ricky Carter, MAR
T Chris Deaton, MAR
T Thomas Jackson, WCU
G Miguel Ayoub, GSU
G Trevor Thomas, MAR
C Wes Greenwell, WCU
QB Lonnie Galloway, WCU
RB Chris Parker, MAR
RB Chip Hooks, APP
KR Kerry Hayes, WCU
K Jim Richter, FUR
Defense
L Alex Mash, GSU
L Ryan Livezey, FUR
L Rodney Garrett, MAR
L Tony Johnson, WCU
LB William King, MAR
LB Milan Sterling, FUR
LB Tom Bodine, WCU
DB Andre Worrell, FUR
DB Roger Johnson, MAR
DB Julius Grant, WCU
DB Detric Cummings, CIT
P Ronnie McCutchan, FUR

1994
Coaches
Offense
TE Luther Broughton, FUR
WR Jeff Johnson, ETSU
WR Craig Aiken, WCU
T William Pannell, MAR
T Brad Ohrt, APP
G Isaac Ferrell, GSU
G Levi Davis, CIT
C Franklin Stephens, GSU
QB Todd Donnan, MAR
RB Chris Parker, MAR
RB Thomas Haskins, VMI
KR Kerry Hayes, WCU
K Jim Richter, FUR
Defense
DL William Peebles, APP
DL James Russell, ETSU
DL Billy Lyon, MAR
DL Billy Bumper, WCU
LB Dexter Coakley, APP
LB Paul Carroll, GSU
LB Brian Stump, APP
DB Matt Stevens, APP
DB Roger Johnson, MAR
DB Shannon Morrison, MAR
DB Jon Jenkins, WCU
P Travis Colquitt, MAR

1994
Media
Offense
TE Demarko Kemp, UTC
WR Jeff Johnson, ETSU
WR Craig Aiken, WCU
T William Pannell, MAR
T Brian Fisher, FUR
G Aaron Ferguson, MAR
G Brad Ohrt, APP
C Wes Greenwell, WCU
QB Todd Donnan, MAR
RB Chris Parker, MAR
RB Thomas Haskins, VMI
KR Kerry Hayes, WCU
K Jim Richter, FUR
Defense
DL William Peebles, APP
DL Chip Miller, APP
DL Billy Lyon, MAR
DL B.J. Cohen, MAR
LB Dexter Coakley, APP
LB Tom Bodine, WCU
LB Micah Young, CIT
DB Shannon Morrison, MAR
DB Roger Johnson, MAR
DB Matt Stevens, APP
DB Jon Jenkins, WCU
P Travis Colquitt, MAR

1995
Coaches
Offense
TE Jermaine Wiggins, MAR
WR Tim Martin, MAR
WR Terrell Owens, UTC
OT William Pannell, MAR
OT Chad Groover, APP
OG Aaron Ferguson, MAR
OG Shawn Clark, APP
C Scott Kadlub, APP
QB Scott Satterfield, APP
RB Thomas Haskins, VMI
RB Chris Parker, MAR
KR Dexter Dawson, GSU
PK Jay Sutton, APP
Defense
DL Billy Lyon, MAR
DL James Russell, ETSU
DL B.J. Cohen, MAR
DL Derek Summerour, WCU
LB Dexter Coakley, APP
LB Jermaine SWOF, MAR
LB Larry McCloud, MAR
DB Matt Stevens, APP
DB Donnie Abraham, ETSU
DB Brancis Williams, GSU
DB Jamie Coleman, APP
P Josh Siefken, UTC

1995
Media
Offense
TE Luther Broughton, FUR
WR Terrell Owens, UTC
WR David Patten, WCU
OT William Pannell, MAR
OT Chad Groover, APP
OG Aaron Ferguson, MAR
OG Shawn Clark, APP
C Scott Kadlub, APP
QB Scott Satterfield, APP
RB Thomas Haskins, VMI
RB Chris Parker, MAR
KR Dexter Dawson, GSU
PK Tim Openlander, MAR
Defense
DL B.J. Cohen, MAR
DL Billy Lyon, MAR
DL James Russell, ETSU
DL Shawn Elliott, APP
LB Dexter Coakley, APP
LB Scott Belcher, CIT
LB Joe DiBernardo, APP
DB Matt Stevens, APP
DB Melvin Cunningham, MAR
DB Donnie Abraham, ETSU
DB Jamie Coleman, APP
P Allen Guinn, APP

1996
Coaches
Offense
TE Luther Broughton, FUR
WR Tim Martin, MAR
WR Randy Moss, MAR
OT Chad Groover, APP
OT Jamie Wilson, MAR
OG Aaron Ferguson, MAR
OG Shawn Clark, APP
C John Wade, MAR
QB Braniff Bonaventure, FUR
RB Thomas Haskins, VMI
RB Damon Scott, APP
PK Tim Openlander, MAR
KR Tim Martin, MAR
Defense
DL James Russell, ETSU
DL Billy Lyon, MAR
DL B.J. Cohen, MAR
DL Edward Thomas, GSU
LB Dexter Coakley, APP
LB Larry McCloud, MAR
LB Mike Rogers, VMI
DB Melvin Cunningham, MAR
DB Ron Fague, UTC
DB Jeremy Osborne, FUR
DB Scott Smythe, MAR
P Chris Hanson, MAR

1996
Media
Offense
TE Luther Broughton, FUR
WR Randy Moss, MAR
WR Tim Martin, MAR
OT Chad Groover, APP
OT Derek Beres, CIT
OG Aaron Ferguson, MAR
OG Shawn Clark, APP
C Scott Kadlub, APP
QB Eric Kresser, MAR
RB Thomas Haskins, VMI
RB Damon Scott, APP
PK Tim Openlander, MAR
KR Randy Moss, MAR
Defense
DL Billy Lyon, MAR
DL James Russell, ETSU
DL B.J. Cohen, MAR
DL Jackie Avery, APP
LB Dexter Coakley, APP
LB Larry McCloud, MAR
LB Jermaine Swafford, MAR
DB Melvin Cunningham, MAR
DB Ron Fague, UTC
DB Gordon Fenderson, APP
DB Cornell Lewis, VMI
P Chris Hanson, MAR

1997
Coaches
Offense
TE Frank Leatherwood, APP
WR B.J. Adigun, ETSU
WR Stephon Hawkins, UTC
T Rich McGrath, GSU
T Sam Haynie, ETSU
G Mark Williams, GSU
G Alvin Brown, CIT
C Dan Williams, WOF
QB Bake Baker, APP
RB Roderick Russell, GSU
RB Brian Edwards, ETSU
RET Carlos Frank, CIT
PK Eric Meng, GSU
Defense
L Bryan Dailer, FUR
L Jackie Avery, APP
L Adrian Luster, CIT
L Voncellies Allen, GSU
LB Mario Hankerson, ETSU
LB D.T. Tanner, GSU
LB Orlando Ruff, FUR
DB Jeremy Osborne, FUR
DB Ron Fague, UTC
DB Eric Johnson, WCU
DB Eric Smith, CIT
P Ken Hinsley, WCU

1997
Media
Offense
TE Frank Leatherwood, APP
WR B.J. Adigun, ETSU
WR Stephon Hawkins, UTC
T Rich McGrath, GSU
T David Sutton, ETSU
G Mark Williams, GSU
G Tony Bequette, APP
C Dan Williams, WOF
QB Bake Baker, APP
RB Roderick Russell, GSU
RB Brandon Walker, ETSU
RET Anthony Stringfield, ETSU
PK Eric Meng, GSU
Defense
L Bryan Dailer, FUR
L Jackie Avery, APP
L Adrian Luster, CIT
L Kareem Robinson, UTC
LB Jay Thier, FUR
LB Mario Hankerson, ETSU
LB Chad Nighbert, GSU
DB Ken Byrd, APP
DB Ron Fague, UTC
DB Jeremy Osborne, FUR
DB Eric Johnson, WCU
P Ken Hinsley, WCU

1998
Coaches
Offense
TE Frank Leatherwood, APP
WR Lamar Cooper, ETSU
WR Daryl Skinner, APP
T Shawn Clark, APP
T Dan Best, WCU
G Mark Williams, GSU
G Cedrone Hodges, APP
C Matt Winslette, GSU
QB Greg Hill, GSU
RB Adrian Peterson, GSU
RB Brad Hoover, WCU
RET Carlos Frank, CIT
PK Chris Chambers, GSU
Defense
L Voncellies Allen, GSU
L Kenny Sanders, UTC
L Rocky Hunt, APP
L Dary Myricks, CIT
LB Kevin Peterson, ETSU
LB Orlando Ruff, FUR
LB Eric Johnson, WCU
DB Daryl Morrell, GSU
DB Arkee Thompson, GSU
DB Chuch Payne, APP
DB Earthwind Moreland, GSU
P Ken Hinsley, WCU

1998
Media
Offense
TE Frank Leatherwood, APP
WR Lamar Cooper, ETSU
WR Mark Hill, UTC
T Dan Best, WCU
T Rich McGrath, GSU
G Mark Williams, GSU
G Boo Robinson, WCU
C Matt Winslette, GSU
QB Greg Hill, GSU
RB Adrian Peterson, GSU
RB Brad Hoover, WCU
RET Corey Joyner, GSU
PK Chris Chambers, GSU
Defense
L Voncellies Allen, GSU
L Eric Davis, GSU
L Rocky Hunt, APP
L Dary Myricks, CIT
LB Kevin Peterson, ETSU
LB Orlando Ruff, FUR
LB Brett Chappell, WCU
DB Eric Johnson, WCU
DB Arkee Thompson, GSU
DB Chuch Payne, APP
DB Tony Young, WOF
P Ken Hinsley, WCU

1999
Media
Offense
TE Trent Sansbury, FUR
WR Des Kitchings, FUR
WR Cos DeMatteo, UTC
G Mark Williams, GSU
G Ben Hall, FUR
T Rich McGrath, GSU
T Josh Moore, FUR
C Chip Simmons, CIT
QB Greg Hill, GSU
RB Adrian Peterson, GSU
RB Louis Ivory, FUR
PK Josh Jones, WCU
KR Des Kitchings, FUR
Defense
L Rocky Hunt, APP
L Voncellies Allen, GSU
L Eugene Phillips, GSU
L Jamie Lovern, APP
LB Will Bouton, FUR
LB Kevin Peterson, ETSU
LB Derek Fudge, ETSU
DB John Keith, FUR
DB Corey Hall, APP
DB Earthwind Moreland, GSU
DB Arkee Thompson, GSU
P Brian Reilly, APP

1999
Coaches
Offense
TE Trent Sansbury, FUR
WR Des Kitchings, FUR
WR Cos DeMatteo, UTC
G Mark Williams, GSU
G Ben Hall, FUR
T Rich McGrath, GSU
T Josh Moore, FUR
C Jim Beverly, ETSU
QB Greg Hill, GSU
RB Adrian Peterson, GSU
RB Louis Ivory, FUR
PK Josh Jones, WCU
KR Des Kitchings, FUR
Defense
L Rocky Hunt, APP
L Voncellies Allen, GSU
L Eugene Phillips, GSU
L Jamie Lovern, APP
LB Will Bouton, FUR
LB Kevin Peterson, ETSU
LB Derek Fudge, ETSU
DB John Keith, FUR
DB Corey Hall, APP
DB Earthwind Moreland, GSU
DB Kiwaukee Thomas, GSU
P Brian Reilly, APP

2000
Media
Offense
TE Daniel Wilcox, APP
WR Cos DeMatteo, UTC
WR Richmond Flowers, UTC
OT Josh Moore, FUR
OT Billy Young, APP
G Eric Nash, WOF
G Marty Priore, FUR
C Tyler Elkins, APP
QB Chris Sanders, UTC
RB Louis Ivory, FUR
RB Adrian Peterson, GSU
RS Richard Holland, VMI
PK Matt Vick, UTC
Defense
DT Brian Bodor, WOF
DT Jimmy Freeman, APP
DT Josh Jeffries, APP
DT Freddy Pesqueira, GSU
LB Joe Best, APP
LB Will Bouton, FUR
LB Denny Haywood, CIT
DB Nate Gates, GSU
DB Corey Hall, APP
DB Richard Holland, VMI
DB Lavar Rainey, GSU
P Nathan McKinney, APP

SOCCONSORTS.COM

2000 Coaches
Offense
 TE Daniel Wilcox, APP
 WR Troy Albea, APP
 WR Richmond Flowers, UTC
 T Josh Moore, FUR
 T Billy Young, APP
 G Marty Priore, FUR
 G Eric Nash, WOF
 C Chris Stewart, FUR
 QB Chris Sanders, UTC
 RB Louis Ivory, FUR
 RB Adrian Peterson, GSU
 RS Teray Frost, VMI
 PK Matt Vick, UTC
Defense
 DL Jimmy Freeman, APP
 DL Nathan Fuqua, WOF
 DL Andre Miller, WCU
 DL Freddy Pesqueira, GSU
 LB Will Bouton, FUR
 LB Joe Best, APP
 LB Rahim El Amin, ETSU
 LB Denny Haywood, CIT
 DB Denario Smalls, ETSU
 DB Richard Holland, VMI
 DB Nate Gates, GSU
 DB Corey Hall, APP
 P Nathan McKinney, APP

2001 Media
Offense
 TE Trent Sansbury, FUR
 WR Cecil Moore, ETSU
 WR Michael Banks, WCU
 OT Wayne Smith, APP
 OT Donnie Littlejohn, FUR
 G Omar Nesbitt, CIT
 G Marty Priore, FUR
 C Chris Stewart, FUR
 QB J.R. Revere, GSU
 RB Louis Ivory, FUR
 RB Adrian Peterson, GSU
 RS Brian Bratton, FUR
 PK Danny MAR, FUR
Defense
 DL Josh Jeffries, APP
 DL Ryan Watson, APP
 DL Freddy Pesqueira, GSU
 DL Nathan Fuqua, WOF
 LB Justin Seavens, APP
 LB Travis Stephens, CIT
 LB Will Bouton, FUR
 DB Kevin Howard, CIT
 DB Shelvis Smith, FUR
 DB David Young, GSU
 DB Justin Fryer, WCU
 P Jimmy Miner, WOF

2001 Coaches
Offense
 TE Trent Sansbury, FUR
 WR Cecil Moore, ETSU
 WR Michael Banks, WCU
 OT Wayne Smith, APP
 OT Donnie Littlejohn, FUR
 G Omar Nesbitt, CIT
 G Marty Priore, FUR
 C Chris Stewart, FUR
 QB J. R. Revere, GSU
 RB Louis Ivory, FUR
 RB Adrian Peterson, GSU
 RS Brian Bratton, FUR
 PK Darren Brown, WOF
Defense
 DL Josh Jeffries, APP
 DL Ryan Watson, APP
 DL Freddy Pesqueira, GSU
 DL Nathan Fuqua, WOF
 LB Justin Seaverns, APP
 LB Travis Stephens, CIT
 LB Will Bouton, FUR
 DB Nygel Rogers, APP
 DB Kevin Howard, CIT
 DB David Young, GSU
 DB Justin Fryer, WCU
 P Jimmy Miner, WOF

2002 Coaches
Offense
 TE Todd Bargella, WCU
 WR Alvin (Scooter) Johnson, CIT
 WR Michael Banks, WCU
 OT James Vasquez, APP
 OT Steven Cain, FUR
 G Joe Patrick, APP
 G Trevor Kruger, FUR
 C Charles Clarke, GSU
 QB Chaz Williams, GSU
 QB Joey Gibson, VMI
 RB Nehemiah Broughton, CIT
 RB Jesse McCoy, WOF
 RS DaVon Fowlkes, APP
 PK Mark Wright, APP
Defense
 DL K.T. Stovall, APP
 DL Josh Jeffries, APP
 DL Freddy Pesqueira, GSU
 DL Michale Spicer, WCU
 DL Anthony Jones, WOF
 LB Sam Smalls, APP
 LB Josh Cain, UTC
 LB Joe Scott, GSU
 DB Derrick Black, APP
 DB Tony Tiller, ETSU
 DB Gerald Sensabaugh, ETSU
 DB David Young, GSU
 DB Ahmed Green, WCU
 P Brent Barth, VMI

2002 Media
Offense
 TE Willis Sudderth, FUR
 WR Alvin (Scooter) Johnson, CIT
 WR Bear Rinehart, FUR
 OT James McCoy, GSU
 OT Steven Cain, FUR
 G Joe Patrick, APP
 G Trevor Kruger, FUR
 C Charles Clarke, GSU
 QB Chaz Williams, GSU
 RB Jermaine Austin, GSU
 RB Jesse McCoy, WOF
 RS Ant Williams, GSU
 PK Travis Zobel, CIT
Defense
 DL K.T. Stovall, APP
 DL Josh Jeffries, APP
 DL Freddy Pesqueira, GSU
 DL Anthony Jones, WOF
 LB Sam Smalls, APP
 LB Josh Cain, UTC
 LB Joe Scott, GSU
 DB David Young, GSU
 DB Rodney Johnson, FUR
 DB Scott Cornatzer, APP
 DB Matt Nelson, WOF
 P Brent Barth, VMI

2003 Coaches
Offense
 TE Ross Armstrong, CIT
 WR Alonzo Nix, UTC
 WR Lamont Seward, WCU
 OT Lew Dawson, CIT
 OT Jason Whaley, WCU
 G Bobby Gibbs, WOF
 G Eric Deutsch, WOF
 C Brandon Mason, ELON
 QB Willie Simmons, CIT
 RB Gaven Varner, ETSU
 RB Jermaine Austin, GSU
 RS DaVon Fowlkes, APP
 PK Danny MAR, FUR
Defense
 DL K.T. Stovall, APP
 DL Leon Moore, APP
 DL Nick McNeil, WCU
 DL Michale Spicer, WCU
 LB Sam Smalls, APP
 LB Mike Killian, FUR
 LB Derrick Butler, GSU
 DB Derrick Black, APP
 DB Tony Tiller, ETSU
 DB Gerald Sensabaugh, ETSU
 DB Matt Nelson, WOF
 P Nate McKinney, APP

2003 Media
Offense
 TE Todd Bargella, WCU
 WR Alonzo Nix, UTC
 WR Lamont Seward, WCU
 OT Chad Bentley, WOF
 OT Jason Whaley, WCU
 G Bobby Gibbs, WOF
 G Eric Deutsch, WOF
 C Corey Stewart, FUR
 QB Willie Simmons, CIT
 RB Nehemiah Broughton, CIT
 RB Jermaine Austin, GSU
 RS Lewis Barr, GSU
 PK Danny MAR, FUR
Defense
 DL K.T. Stovall, APP
 DL Lee Basinger, WOF
 DL Michael Burant, FUR
 DL Michale Spicer, WCU
 LB Timmy Thrift, WOF
 LB Mike Killian, FUR
 LB Teddie Whitaker, WOF
 DB Cam Newton, FUR
 DB Tony Tiller, ETSU
 DB Gerald Sensabaugh, ETSU
 DB Matt Nelson, WOF
 P Jimmy Miner, WOF

2004 Coaches
Offense
 TE Willis Sudderth, FUR
 WR DaVon Fowlkes, APP
 WR Alonzo Nix, UTC
 OT Ben Bainbridge, FUR
 OT Albert Turner, GSU
 G Chad Motte, GSU
 G Eric Deutsch, WOF
 C Brandon Mason, ELON
 QB Richie Williams, APP
 RB Jermaine Austin, GSU
 RB John Taylor, ELON
 RS DaVon Fowlkes, APP
 PK Jonathan Dudley, GSU
Defense
 DL Lee Basinger, WOF
 DL Roy Ravenell, FUR
 DL Eric Hadley, GSU
 DL Albert Reid, WCU
 LB William Freeman, FUR
 LB Calvin Sutton, ELON
 LB Derrick Butler, GSU
 DB James Young, GSU
 DB Shawn Grant, CIT
 DB Cam Newton, FUR
 DB Terence McBride, GSU
 P Dan Jordan, GSU

2004 Media
Offense
 TE Willis Sudderth, FUR
 WR DaVon Fowlkes, APP
 WR Isaac West, FUR
 OT Ben Bainbridge, FUR
 OT Albert Turner, GSU
 G Chad Motte, GSU
 G Eric Deutsch, WOF
 C Brandon Mason, ELON
 QB Richie Williams, APP
 RB Kevious Johnson, WOF
 RB John Taylor, ELON
 RS DaVon Fowlkes, APP
 PK Scott Beckler, FUR
Defense
 DL Lee Basinger, WOF
 DL Roy Ravenell, FUR
 DL Eric Hadley, GSU
 DL Marquess Murrell, APP
 LB William Freeman, FUR
 LB Chad Nkang, ELON
 LB Derrick Butler, GSU
 DB James Young, GSU
 DB Nygel Rogers, APP
 DB Cam Newton, FUR
 DB A.J. Bryant, GSU
 P Dan Jordan, GSU

2005 Coaches
Offense
 TE Daniel Bettis, APP
 WR Jermaine Little, APP
 WR Emanuel Hassell, UTC
 OT Grant Oliver, APP
 OT Matt Isenhour, APP
 G Chad Motte, GSU
 G Patrick Covington, FUR
 G Kerry Brown, APP
 C Corey Stewart, FUR
 QB Richie Williams, APP
 RB Jermaine Austin, GSU
 RB Kevin Richardson, APP
 RB Eldra Buckley, UTC
 RS Mike Malone, WCU
 PK Jonathan Dudley, GSU
Defense
 DL Marques Murrell, APP
 DL Jason Hunter, APP
 DL Felipe Foster, WCU
 DL Katon Bethay, WOF
 LB Shawn Grant, CIT
 LB Chad Nkang, ELON
 LB John Mohring, GSU
 DB Corey Lynch, APP
 DB Terence McBride, GSU
 DB Primus Glover, WCU
 DB Francis Brown, WCU
 P Ingle Martin, FUR

2005 Media
Offense
 TE John Rust, FUR
 WR Justin Stepp, FUR
 WR Emanuel Hassell, UTC
 OT Grant Oliver, APP
 OT John Kivett, FUR
 G Chad Motte, GSU
 G Patrick Covington, FUR
 C Corey Stewart, FUR
 QB Richie Williams, APP
 RB Jermaine Austin, GSU
 RB Kevin Richardson, APP
 RS Mike Malone, WCU
 PK Scott Beckler, FUR
Defense
 DL Marques Murrell, APP
 DL Jason Hunter, APP
 DL Rico Reese, WCU
 DL Katon Bethay, WOF
 LB William Freeman, FUR
 LB Chad Nkang, ELON
 LB John Mohring, GSU
 DB Jeremy Wiggins, APP
 DB Corey Lynch, APP
 DB Terence McBride, GSU
 DB Primus Glover, WCU
 P Ingle Martin, FUR

2006 Coaches
Offense
 TE Daniel Bettis, APP
 WR William Mayfield, APP
 WR Jayson Foster, GSU
 C Scott Suttle, APP
 G Jeremy Robertson, APP
 G Kerry Brown, APP
 T Matt Isenhour, APP
 T John Kivett, FUR
 QB Armanti Edwards, APP
 RB Kevin Richardson, APP
 RB Eldra Buckley, UTC
 RS Dexter Jackson, APP
 PK Julian Rauch, APP
Defense
 DL Marques Murrell, APP
 DL Roy Ravenell, FUR
 DL Charrod Taylor, GSU
 DL James Wilson, CIT
 LB Chad Nkang, ELON
 LB Andrew Jones, FUR
 LB John Mohring, GSU
 DB Corey Lynch, APP
 DB Jeremy Wiggins, APP
 DB Quintez Smith, UTC
 DB Jeremy Blocker, FUR
 P Tim Mayse, WCU

2006 Media
Offense
 TE Daniel Bettis, APP
 WR Terrell Hudgins, ELON
 WR William Mayfield, APP
 T John Kivett, FUR
 T Will Rutherford, WOF
 G Andrew Thornburg, FUR
 G Kerry Brown, APP
 C Scott Suttle, APP
 QB Armanti Edwards, APP
 RB Kevin Richardson, APP
 RB Jerome Felton, FUR
 RS Jayson Foster, GSU
 PK Andrew Wilcox, ELON
Defense
 DL Marques Murrell, APP
 DL Charrod Taylor, GSU
 DL Justin Brown, FUR
 DL Roy Ravenell, FUR
 LB Chad Nkang, ELON
 LB Andrew Jones, FUR
 LB John Mohring, GSU
 DB Jeremy Blocker, FUR
 DB Jeremy Wiggins, APP
 DB Corey Lynch, APP
 DB Josh Lawson, CIT
 P Brandon Lane, ELON

2007 Coaches
Offense
 QB Jayson Foster, GSU
 RB Kevin Richardson, APP
 RB Kevious Johnson, WOF
 OL Kerry Brown, APP
 OL Joel Bell, FUR
 OL Scott Suttle, APP
 OL Chris McDowell, CIT
 OL Russell Orr, GSU
 TE Larry Hedden, FUR
 WR Terrell Hudgins, ELON
 WR Eddie Cohen, WCU
 PK Julian Rauch, APP
 RS Michael Mayers, ELON
Defense
 DL Wallace Artis, FUR
 DL Larry Beard, GSU
 DL Gary Tharrington, APP
 DL Trevar Broughton, CIT
 LB Seth Goldwire, WOF
 LB Andrew Rowell, CIT
 LB Corey Weaver, ELON
 DB Corey Lynch, APP
 DB Chris Camacho, UTC
 DB Josh Lawson, CIT
 DB Jerome Touchstone, APP
 P Brandon Lane, ELON

2007 Media
Offense
 QB Jayson Foster, GSU
 RB Kevin Richardson, APP
 RB Kevious Johnson, WOF
 OL Scott Suttle, APP
 OL Kerry Brown, APP
 OL Russell Orr, GSU
 OL Joel Bell, FUR
 OL Chris McDowell, CIT
 TE Larry Hedden, FUR
 WR Terrell Hudgins, ELON
 WR Eddie Cohen, WCU
 PK Julian Rauch, APP
 RS Michael Mayers, ELON
Defense
 DL Wallace Artis, FUR
 DL Gary Tharrington, APP
 DL Trevar Broughton, CIT
 DL Larry Beard, GSU
 LB Pierre Banks, WOF
 LB Seth Goldwire, WOF
 LB Quinton Phillips, WCU
 DB Corey Lynch, APP
 DB Chris Camacho, UTC
 DB Chris Covington, GSU
 DB Josh Lawson, CIT
 P Brandon Lane, ELON

ALL-CONFERENCE TEAMS



2008

Coaches

Offense
QB Armanti Edwards, APP
RB Chris Evans, SAM
RB Dane Romero, WOF
OL Jon Bieschke, APP
OL Brad Coley, APP
OL David Harrison, Elon
OL Joel Bell, FUR
OL Derek Wooten, WOF
OL Dan DeHaven, CIT
TE Ben Jorden, APP
WR Andre Roberts, CIT
WR Terrell Hudgins, Elon

Defense

DL Dakota Walker, GSU
DL Mitch Clark, WOF
DL Jabari Fletcher, APP
DL Terrence Reese, CIT
LB Jacque Roman, APP
LB Chris Covington, GSU
LB Pierre Banks, APP
DB Cortez Gilbert, APP
DB Mark LeGree, APP
DB William Middleton, FUR
DB Thomas Twitty, FUR
DB Max Lerner, FUR

Specialists

PK Andrew Wilcox, Elon
P Neil Young, APP
RS Andre Roberts, CIT

2008

Media

Offense
QB Armanti Edwards, APP
RB Chris Evans, SAM
RB Dane Romero, WOF
OL Ben Quick, WOF
OL Joel Bell, FUR
OL Derek Wooten, WOF
OL Jon Bieschke, APP
OL Mario Aciteli, APP
TE Ben Jorden, APP
WR Andre Roberts, CIT
WR Terrell Hudgins, Elon

Defense

DL Dakota Walker, GSU
DL Jabari Fletcher, APP
DL Mitch Clark, WOF
DL Patrick Hatcher, SAM
LB Jacque Roman, APP
LB Chris Covington, GSU
LB Brandon Williams, FUR
DB Mark LeGree, APP
DB William Middleton, FUR
DB Cortez Gilbert, APP
DB Max Lerner, FUR

Specialists

PK Andrew Wilcox, Elon
P Neil Young, APP
RS Andre Roberts, CIT

2009

Coaches

Offense
QB Armanti Edwards, APP
RB Chris Evans, AM
RB Devon Moore, APP
OL Mario Aciteli, APP
OL David Harrison, Elon
OL Pat Illig, WOF
OL Jon Weber, SAM
OL Chris Werden, Elon
TE Ben Jorden, APP
WR Terrell Hudgins, Elon
WR Andre Roberts, CIT

Defense

DL Josh Beard, UTC
DL Jabari Fletcher, APP
DL Andre Campbell, Elon
DL Eric Ludwig, Elon
LB Jacque Roman, APP
LB D.J. Smith, APP
LB Bryce Smith, SAM
LB (tie) Joshua Jones, Elon
DB Mark LeGree, APP
DB Karlos Sullivan, Elon
DB Buster Skrine, UTC
DB Cortez Gilbert, APP

Specialists

PK Craig Camay, UTC
P Chris Tommie, WOF
RS Andre Roberts, CIT

2009

Media

Offense
QB Armanti Edwards, APP
RB Chris Evans, SAM
RB Devon Moore, APP
OL Mario Aciteli, APP
OL David Harrison, Elon
OL Jon Weber, SAM
OL Pat Illig, WOF
OL Brett Irvin, APP
TE Alex Sellars, CIT
WR Terrell Hudgins, Elon
WR Andre Roberts, CIT

Defense

DL Josh Beard, UTC
DL Andre Campbell, Elon
DL Jabari Fletcher, APP
DL Brent Russell, GSU
LB D.J. Smith, APP
LB Kadarron Anderson, FUR
LB Bryce Smith, SAM
DB Mark LeGree, APP
DB Jordan Tippitt, UTC
DB Ryan Steed, FUR
DB Cortez Gilbert, APP

Specialists

PK Craig Camay, UTC
P Bob Hooper, SAM
RS CoCo Hillary, APP

2010

Coaches

Offense
QB DeAndre Presley, APP
Scott Riddle, Elon
Chris Evans, SAM
RB Eric Breitenstein, WOF
OL Daniel Kilgore, APP
OL Rodney Austin, Elon
OL Brett Moore, GSU
OL Chris Harr, UTC
OL Pat Illig, WOF
TE Garrett Hughes, UTC
WR Aaron Mellette, Elon
WR Adam Mims, FUR

Defense

DL Jabari Fletcher, APP
DL Ameet Pall, WOF
DL Erik Clanton, CIT
DL Brent Russell, GSU
LB D.J. Smith, APP
LB Kadarron Anderson, FUR
LB Bryce Smith, SAM
DB Mark LeGree, APP
DB Ryan Steed, FUR
DB Laron Scott, GSU
DB Buster Skrine, UTC

Specialists

PK Jason Vitaris, APP
P Charlie Edwards, GSU
RS Laron Scott, GSU

2010

Media

Offense
QB DeAndre Presley, APP
RB Chris Evans, SAM
RB Eric Breitenstein, WOF
OL Daniel Kilgore, APP
OL Brett Irvin, APP
OL Pat Mills, APP
OL Pat Illig, WOF
OL Clark Bishop, WOF
TE Ben Jorden, APP
WR Aaron Mellette, Elon
WR Joel Bradford, UTC

Defense

DL Jabari Fletcher, APP
DL Erik Clanton, CIT
DL Brent Russell, GSU
DL Ameet Pall, GSU
LB D.J. Smith, APP
LB Kadarron Anderson, FUR
LB Bryce Smith, FUR
DB Mark LeGree, APP
DB Laron Scott, GSU
DB Thomas Broussard, SAM
DB Torez Jones, WCU

Specialists

PK Jason Vitaris, APP
P Charlie Edwards, GSU
RS Laron Scott, GSU



Furman defensive lineman Gary Wilkins earned first-team All-SoCon honors in 2013 and 2014.

2011

Coaches

Offense
QB Chris Forcier, FUR
RB Fabian Truss, SAM
RB Eric Breitenstein, WOF
OL Orry Frye, APP
OL Mike Sellers, CIT
OL Ned Cuthbertson, Elon
OL Brett Moore, GSU
OL Nate Page, WOF
TE Colin Anderson, FUR
WR Brian Quick, APP
WR Aaron Mellette, Elon

Defense

DL Derek Douglas, CIT
DL Brent Russell, GSU
DL Josh Williams, UTC
DL Eric Eberhardt, WOF
LB Jeremy Kimbrough, APP
LB Ryan Consiglio, UTC
LB Wes Dothard, UTC
DB Demetrius McCray, APP
DB Ryan Steed, FUR
DB Laron Scott, GSU
DB Corey White, SAM

Specialists

PK Adrian Mora, GSU
P Cass Couey, CIT
RS Laron Scott, GSU

2011

Media

Offense
QB Chris Forcier, FUR
RB Jerodis Williams, FUR
RB Eric Breitenstein, WOF
OL Orry Frye, APP
OL Ryan Lee, FUR
OL Brett Moore, GSU
OL William Maxwell, GSU
OL Nate Page, WOF
TE Colin Anderson, FUR
WR Brian Quick, APP
WR Aaron Mellette, Elon

Defense

DL Derek Douglas, CIT
DL Brent Russell, GSU
DL Josh Williams, UTC
DL Alex Goltry, WOF
LB Joshua Jones, Elon
LB Kadarron Anderson, FUR
LB Alvin Scioneaux, WOF
DB Demetrius McCray, APP
DB Ryan Steed, FUR
DB Laron Scott, GSU
DB Corey White, SAM

Specialists

PK Adrian Mora, GSU
P Cass Couey, CIT
RS Laron Scott, GSU

2012

Coaches

Offense
QB Jamal Jackson, APP
RB Jerodis Williams, FUR
RB Eric Breitenstein, WOF
OL Mike Sellers, CIT
OL Dakota Dozier, FUR
OL Dorian Byrd, GSU
OL Ryan Dudchock, SAM
OL Jared Singleton, WOF
TE Colin Anderson, FUR
WR Sean Price, APP
WR Aaron Mellette, Elon

Defense

DL Josh Lynn, FUR
DL Dion Dubose, GSU
DL Brent Russell, GSU
DL Davis Tull, UTC
DL Nicholas Williams, SAM
LB Jeremy Kimbrough, APP
LB Wes Dothard, UTC
LB Alvin Scioneaux, WOF
DB Demetrius McCray, APP
DB Darius Eubanks, GSU
DB J.J. Wilcox, GSU
DB Jaquiski Tartt, SAM

Specialists

PK Cameron Yaw, SAM
P Sam Martin, APP
RS Jerodis Williams, FUR

2012

Media

Offense
QB Jamal Jackson, APP
RB Steven Miller, APP
RB Eric Breitenstein, WOF
OL Mike Sellers, CIT
OL Dakota Dozier, FUR
OL Dorian Byrd, GSU
OL Ryan Dudchock, SAM
OL Jake Miles, WOF
TE Colin Anderson, FUR
WR Sean Price, APP
WR Aaron Mellette, Elon

Defense

DL Ronald Blair, APP
DL Brent Russell, GSU
DL Nicholas Williams, SAM
DL Davis Tull, UTC
LB Jeremy Kimbrough, APP
LB Wes Dothard, UTC
LB Rock Williams, WCU
DB Demetrius McCray, APP
DB Troy Sanders, APP
DB Jaquiski Tartt, SAM
DB D.J. Key, UTC

Specialists

PK Cameron Yaw, SAM
P Sam Martin, APP
RS Jerodis Williams, FUR

2013

Coaches

Offense
QB Jacob Huesman, UTC
RB Jerick McKinnon, GSU
RB Fabian Truss, SAM
OL Kendall Lamm, APP
OL Dakota Dozier, FUR
OL Dorian Byrd, GSU
OL Kevin Revis, UTC
OL Jared Singleton, WOF
TE Faysal Shafaat, UTC
WR Tony Washington, APP
WR Kelsey Pope, SAM

Defense

DL Derek Douglas, CIT
DL Gary Wilkins, FUR
DL Davis Tull, UTC
DL Tarek Odom, UTC
LB Justin Shade, SAM
LB Wes Dothard, UTC
LB Alvin Scioneaux, WOF
DB Brandon McCladdie, CIT
DB D.J. Key, UTC
DB Jaquiski Tartt, SAM
DB Kadeem Wise, UTC

Specialists

PK Ray Early, FUR
P Bentlee Critcher, APP
RS Fabian Truss, SAM

2013

Media

Offense
QB Andy Summerlin, SAM
RB Marcus Cox, APP
RB Jerick McKinnon, GSU
OL Dakota Dozier, FUR
OL Dorian Byrd, GSU
OL Kasey Morrison, SAM
OL Kevin Revis, UTC
OL Ty Gregory, WOF
TE Colin Anderson, FUR
WR Tony Washington, APP
WR Kelsey Pope, SAM

Defense

DL Justin Oxendine, CIT
DL Gary Wilkins, FUR
DL Davis Tull, UTC
DL Tarek Odom, WOF
LB Carl Rider, FUR
LB Justin Shade, SAM
LB Alvin Scioneaux, WOF
DB Greg Worthy, FUR
DB D.J. Key, UTC
DB Kadeem Wise, UTC
DB Jaquiski Tartt, SAM

Specialists

PK Ray Early, FUR
P Bentlee Critcher, APP
RS Fabian Truss, SAM

2014

Coaches

Offense
QB Jacob Huesman, UTC
RB Denzel Williams, SAM
RB Keon Williams, UTC
OL Sam Frye, CIT
OL Joe Turner, FUR
OL Gunnar Bromelov, SAM
OL Corey Levin, UTC
OL Anton Wahrby, WOF
TE Faysal Shafaat, UTC
WR Karel Hamilton, SAM
WR Spearman Robinson, WCU

Defense

DL Gary Wilkins, FUR
DL Derrick Lott, UTC
DL Davis Tull, UTC
DL Tarek Odom, WOF
LB Cory Magwood, FUR
LB Justin Cooper, SAM
LB Christon Gill, WCU
DB Jaquiski Tartt, SAM
DB Cedric Nettles, UTC
DB Dee Virgin, UTC
DB Ace Clark, WCU

Specialists

PK Henrique Ribeiro, UTC
P Greg Peranich, SAM
RS Chandler Curtis, MER

2014

Media

Offense

QB Jacob Huesman, UTC
 RB Alex Lakes, MER
 RB Keon Williams, UTC
 OL Sam Frye, CIT
 OL Jordan Boatright, SAM
 OL Corey Levin, UTC
 OL Jake Thornton, WCU
 OL T.J. Chamberlain, WOF
 TE Faysal Shafaat, UTC
 WR Karel Hamilton, SAM
 WR Spearman Robinson, WCU

Defense

DL Davis Tull, UTC
 DL Gary Wilkins, FUR
 DL Derrick Lott, UTC
 DL Tarek Odom, WOF
 LB Cory Magwood, FUR
 LB Muhasibi Wakeel, UTC
 LB Christon Gill, WCU
 DB Jaquiski Tartt, SAM
 DB Lucas Webb, UTC
 DB Ace Clark, WCU
 DB Trey Morgan, WCU

Specialists

PK Henrique Ribeiro, UTC
 P Nick Pollard, UTC
 RS Chandler Curtis, MER

2016

Coaches

Offense

QB Devlin Hodges, SAM
 RB Derrick Craine, UTC
 RB Lorenzo Long, WOF
 OL Nick Jeffreys, CIT
 OL Isaiah Pinson, CIT
 OL Corey Levin, UTC
 OL Jacob Revis, UTC
 OL Anton Wahrby, WOF
 TE Ryan Swingle, VMI
 WR Karel Hamilton, SAM
 WR Andrej Suttles, FUR

Defense

DL Joe Crochet, CIT
 DL Keionta Davis, UTC
 DL Miles Brown, WOF
 DL Tyler Vaughn, WOF
 LB Shaheed Salmon, SAM
 LB Dale Warren, UTC
 LB Nakevion Leslie, UTC
 DB Dee Delaney, CIT
 DB Kaiik Williams, CIT
 DB Omari Williams, SAM
 DB Lucas Webb, UTC

Specialists

PK David Marvin, WOF
 P Ian Berryman, WCU
 RS DeAndre Scholtz, CIT

2015

Coaches

Offense

QB Jacob Huesman, UTC
 RB Derrick Craine, UTC
 RB Detrez Newsome, WCU
 OL Sam Frye, CIT
 OL Joe Turner, FUR
 OL Armando Bonheur, SAM
 OL Corey Levin, UTC
 OL Anton Wahrby, WOF
 TE Tyler Sexton, WCU
 WR Karel Hamilton, SAM
 WR Aaron Sanders, VMI

Defense

DL Mitchell Jeter, CIT
 DL Michael Pierce, SAM
 DL Keionta Davis, UTC
 DL Caleb Hawkins, WCU
 LB Cory Magwood, FUR
 LB Justin Cooper, SAM
 LB Nakevion Leslie, UTC
 DB Dee Delaney, CIT
 DB Jamerson Blount, SAM
 DB James Bradberry, SAM
 DB Cedric Nettles, UTC

Specialists

PK Henrique Ribeiro, UTC
 P Ian Berryman, WCU
 RS Quinlan Washington, CIT
 RS Dan Forlines, VMI

2015

Media

Offense

QB Jacob Huesman, UTC
 RB Derrick Craine, UTC
 RB Detrez Newsome, WCU
 OL Sam Frye, CIT
 OL Gunnar Bromelow, SAM
 OL Synjen Herren, UTC
 OL Corey Levin, UTC
 OL Anton Wahrby, WOF
 TE Tyler Sexton, WCU
 WR Karel Hamilton, SAM
 WR Aaron Sanders, VMI

Defense

DL Mitchell Jeter, CIT
 DL Michael Pierce, SAM
 DL Keionta Davis, UTC
 DL Caleb Hawkins, WCU
 LB Cory Magwood, FUR
 LB Nakevion Leslie, UTC
 LB Daniel Riddle, WCU
 DB Dee Delaney, CIT
 DB Trey Robinson, FUR
 DB Jamerson Blount, SAM
 DB Lucas Webb, UTC

Specialists

PK Anthony Pistelli, SAM
 P Matt Shiel, MER
 RS Dane Forlines, VMI

2016

Media

Offense

QB Devlin Hodges, SAM
 RB Lorenzo Long, WOF
 RB Tyler Renew, CIT
 OL Nick Jeffreys, CIT
 OL Isaiah Pinson, CIT
 OL Bret Niederreither, MER
 OL Corey Levin, UTC
 OL Anton Wahrby, WOF
 TE Ryan Swingle, VMI
 WR Karel Hamilton, SAM
 WR Terryon Robinson, WCU

Defense

DL Joe Crochet, CIT
 DL Ahmad Gooden, SAM
 DL Keionta Davis, UTC
 DL Vantrel McMillan, UTC
 DL Tyler Vaughn, WOF
 LB Ryan Francis, VMI
 LB Allan Cratsenberg, VMI
 LB Nakevion Leslie, UTC
 LB Tevin Floyd, CIT
 DB Dee Delaney, CIT
 DB Kaiik Williams, CIT
 DB Omari Williams, SAM
 DB Jaleel Green, WOF

Specialists

PK David Marvin, WOF
 P David Marvin, WOF
 RS DeAndre Scholtz, CIT

2017

Coaches

Offense

QB Devlin Hodges, SAM
 RB Antonio Wilcox, FUR
 RB Detrez Newsome, WCU
 OL Tyler Davis, CIT
 OL Terrell Bush, FUR
 OL Matthew Schmidt, FUR
 OL Zach Weeks, WCU
 OL Ross Demmel, WOF
 TE Andy Schumpert, FUR
 WR Kelvin McKnight, SAM
 WR Terryon Robinson, WCU

Defense

DL Isaiah Buehler, MER
 DL Ahmad Gooden, SAM
 DL Miles Brown, WOF
 DL Tyler Vaughn, WOF
 LB Lee Bennett, MER
 LB Shaheed Salmon, SAM
 LB Tahjai Watt, WCU
 DB Kaiik Williams, CIT
 DB Omari Williams, SAM
 DB Lucas Webb, UTC
 DB Marvin Tillman, WCU
 DB Devin Watson, WOF

Specialists

PK Luke Carter, WOF
 P Ian Berryman, WCU
 RS Chandler Curtis, MER



Defensive back Dee Delaney of The Citadel earned first-team all-conference honors from the coaches and media in 2015 and 2016.

2017

Media

Offense

QB Devlin Hodges, SAM
 RB Detrez Newsome, WCU
 RB Andre Stoddard, WOF
 OL Tyler Davis, CIT
 OL Terrell Bush, FUR
 OL Matthew Schmidt, FUR
 OL Roo Daniels, WOF
 OL Ross Demmel, WOF
 TE Andy Schumpert, FUR
 WR Kelvin McKnight, SAM
 WR Terryon Robinson, WCU

Defense

DL Nasir Player, ETSU
 DL Isaiah Buehler, MER
 DL Ahmad Gooden, SAM
 DL Miles Brown, WOF
 LB Lee Bennett, MER
 LB Shaheed Salmon, SAM
 LB Allan Cratsenberg, VMI
 DB Aron Spann III, CIT
 DB Omari Williams, SAM
 DB Marvin Tillman, WCU
 DB Devin Watson, WOF

Specialists

PK Luke Carter, WOF
 P Ian Berryman, WCU
 RS Chandler Curtis, MER

2018

Coaches

Offense

QB Devlin Hodges, SAM
 RB Quay Holmes, ETSU
 RB Andre Stoddard, WOF
 OL Tyler Davis, CIT
 OL Matt Pyke, ETSU
 OL Bo Layton, FUR
 OL Zach Weeks, WCU
 OL Justus Basinger, WOF
 TE Owen Cosenke, WCU
 WR Kelvin McKnight, SAM
 WR Bryce Nunnally, UTC

Defense

DL Nasir Player, ETSU
 DL Ahmad Gooden, SAM
 DL Isaiah Mack, UTC
 DL Miles Brown, WOF
 LB Noah Dawkins, CIT
 LB Jared Folks, ETSU
 LB Dylan Weigel, ETSU
 DB Aron Spann III, CIT
 DB Tyree Robinson, ETSU
 DB Brandon Dowdell, UTC
 DB Kareem Orr, UTC

Specialists

PK Grayson Atkins, FUR
 P Matthew Campbell, CIT
 RS DeJuan Bell, FUR

2018

Media

Offense

QB Devlin Hodges, SAM
 RB Quay Holmes, ETSU
 RB Andre Stoddard, WOF
 OL Tyler Davis, CIT
 OL Matt Pyke, ETSU
 OL Austin Sanders, MER
 OL Zach Weeks, WCU
 OL Michael Ralph, WOF
 OL Justus Basinger, WOF
 TE Owen Cosenke, WCU
 WR Kelvin McKnight, SAM
 WR Bryce Nunnally, UTC

Defense

DL Joseph Randolph II, CIT
 DL Nasir Player, ETSU
 DL Ahmad Gooden, SAM
 DL Isaiah Mack, UTC
 DL Miles Brown, WOF
 LB Dylan Weigel, ETSU
 LB Adrian Hope, FUR
 LB Mitchell Chancey, WCU
 DB Jeremy Lewis, ETSU
 DB Tyree Robinson, ETSU
 DB Kareem Orr, UTC
 DB Marvin Tillman, WCU
 DB George Gbese, WOF

Specialists

PK Grayson Atkins, FUR
 P Matthew Campbell, CIT
 RS DeJuan Bell, FUR

2019

Coaches

Offense

QB Joe Newman, WOF
 RB Ailym Ford, UTC
 RB Alex Ramsey, VMI
 OL Ben Blackmon, ETSU
 OL Bo Layton, FUR
 OL Nick Nixon, SAM
 OL Justus Basinger, WOF
 OL Blake Jersaty, WOF
 TE Nate Adkins, ETSU
 WR Raleigh Webb, CIT
 WR Bryce Nunnally, UTC
 WR Jakob Herres, VMI

Defense

DL Joseph Randolph II, CIT
 DL Nasir Player, ETSU
 DL Adrian Hope, FUR
 DL Devonsha Maxwell, UTC
 LB Willie Eubanks III, CIT
 LB John Staton, SAM
 LB Jireh Wilson, WOF
 DB Artevius Smith, ETSU
 DB Bryan Okeh, FUR
 DB Brandon Dowdell, UTC
 DB A.J. Smith, VMI

Specialists

PK Grayson Atkins, FUR
 P Matt Campbell, CIT
 RS David Durden, MER

2019

Media

Offense

QB Joe Newman, WOF
 RB Devin Wynn, FUR
 RB Alex Ramsey, VMI
 OL Drew McEntyre, CIT
 OL Bo Layton, FUR
 OL Nick Nixon, SAM
 OL Justus Basinger, WOF
 OL Michael Ralph, WOF
 TE Chris James, UTC
 WR Bryce Nunnally, UTC
 WR Jakob Herres, VMI

Defense

DL Joseph Randolph II, CIT
 DL Nasir Player, ETSU
 DL Devonsha Maxwell, UTC
 DL Michael Mason, WOF
 LB Willie Eubanks III, CIT
 LB John Staton, SAM
 LB Marshall Cooper, UTC
 LB Jireh Wilson, WOF
 DB Artevius Smith, ETSU
 DB Eric Jackson, MER
 DB Brandon Dowdell, UTC
 DB A.J. Smith, VMI
 DB JerMichael White, WCU

Specialists

PK Grayson Atkins, FUR
 P Matt Campbell, CIT
 RS David Durden, MER

ALL-FRESHMAN TEAMS



2008

Offense
Ben Jordan, Appalachian State
Brian Quick, Appalachian State
Asheton Jordan, The Citadel
David Hendrix, Furman
Tersoo Uhaa, Furman
Adam Urbano, Georgia Southern
Riley Hawkins, Samford
Dustin Taliaferro, Samford
Zack Jaynes, Western Carolina
Quan Warley, Western Carolina
Eric Breitenstein, Wofford

Defense

Ed Gainey, Appalachian State
Lanston Tanyi, Appalachian State
Demontrelle Smith, The Citadel
Joshua Jones, Elon
Jordan Griffin, Furman
Ryan Steed, Furman
Dion Dubose, Georgia Southern
Derek Heyden, Georgia Southern
J.B. Shippy, Georgia Southern
K.R. Snipes, Georgia Southern
John Julien, Western Carolina

Specialists

Charlie Edwards, Georgia Southern
Adrian Mora, Georgia Southern
Blake Cain, Western Carolina

2009

Offense
Tommy Edwards, The Citadel
Van Dyke Jones, The Citadel
Miguel Starks, The Citadel
Jeremy Peterson, Elon
Jerry Williams, Furman
Patrick Barker, Georgia Southern
Jamere Valentine, Georgia Southern
George Allers, Samford
Charlie Sanford, Samford
Chris Awuah, Chattanooga
Michael Johnson, Western Carolina

Defense

Michael Frazier, Appalachian State
Justin Lloyd, Appalachian State
Chris Billingslea, The Citadel
Joseph Boateng, The Citadel
Dale Riley, Elon
Josh Lynn, Furman
Nathan Wade, Furman
Darius Eubanks, Georgia Southern
Brent Russell, Georgia Southern
Joshua Williams, Chattanooga
SeQuan Stanley, Wofford

Specialists

Sam Martin, Appalachian State
Adam Shreiner, Elon
Cameron Yaw, Samford

2010

Offense
Terrance Martin, The Citadel
Kierre Brown, Elon
Dakota Dozier, Furman
Robert Brown, Georgia Southern
Dorian Byrd, Georgia Southern
Kelsey Pope, Samford
Quin Roberson, Samford
Fabian Truss, Samford
Marlon Anthony, Chattanooga
Keon Williams, Chattanooga
Deja Alexander, Western Carolina

Defense

Patrick Blalock, Appalachian State
Derek Douglas, The Citadel
Brandon Brant, Elon
Shawn Boone, Furman
Josh Gebhardt, Georgia Southern
D.J. Key, Chattanooga
Gunner Miller, Chattanooga
Kadeem Wise, Chattanooga
Randy Pressley, Western Carolina
Mike McCrimon, Wofford
James Zotto, Wofford

Specialists

Ray Early, Furman
Kasey Redfern, Wofford
Sidney Rhodes, Western Carolina

2011

Offense
Alex Acey, Appalachian State
Aaron Miller, The Citadel
Austin Sowell, Elon
Charles Emert, Furman
Manrey Saint Amour, Georgia Southern
Dominique Swope, Georgia Southern
Kelvin Clay, Samford
Marquis Green, Chattanooga
Terrell Robinson, Chattanooga
Faysal Shafaat, Chattanooga
Shaun Warren, Western Carolina

Defense

Ronald Blair, Appalachian State
Doug Middleton, Appalachian State
Rock Muhammad, The Citadel
Jonathan Spain, Elon
Tyreek Phillips, Furman
Gary Wilkins, Furman
Deion Stanley, Georgia Southern
Josh Freeman, Chattanooga
Keyon Reed, Chattanooga
Davis Tull, Chattanooga
Ace Clark, Western Carolina
Tarek Odem, Wofford

Specialists

Greg Peranich, Samford
Nick Pollard, Chattanooga

2012

Offense
Shaq Counts, Appalachian State
Malachi Jones, Appalachian State
Sean Price, Appalachian State
Tracey Coppedge, Elon
Reese Hannon, Furman
Jordan Snellings, Furman
Joe Turner, Furman
Tony Philpot, Samford
Jacob Huesman, Chattanooga
Darius Ramsey, Western Carolina
Troy Mitchell, Western Carolina

Defense

Stephen Burns, Appalachian State
Davante Harris, Appalachian State
Mitchell Jeter, The Citadel
James Riley, The Citadel
Mark Thomas, The Citadel
Reggie Thomas, Furman

Patrick Flowe, Georgia Southern
James Bradberry, Samford
Trey Wesley, Samford
Sertonuse Harris, Western Carolina
Jaleel Lorquet, Western Carolina

Specialists

Alex Hanks, Georgia Southern
Cam Flowers, Wofford
Danny LaMontagne, Furman

2013

Offense
Marcus Cox, Appalachian State
B.J. Bennett, Elon
Marcus Anderson, Furman
Andrej Suttles, Furman
Kevin Ellison, Georgia Southern
Karel Hamilton, Samford
Derrick Craine, Chattanooga
Corey Levin, Chattanooga
Michael Helms Jr., Western Carolina
Garry Lewis, Western Carolina
Willie Police, Western Carolina
Anton Wahrby, Wofford

Defense

Kennan Gilchrist, Appalachian State
Alex Gray, Appalachian State
John Law, Appalachian State
Tevin Floyd, The Citadel
John Silas, Elon
Trey Robinson, Furman
T.J. Warren, Furman
Jared Holloway, Samford
Keionta Davis, Chattanooga
Bryson Jordan, Western Carolina
Trey Morgan, Western Carolina

Specialists

Bentlee Critcher, Appalachian State
David Petroni, Elon
Younghoe Koo, Georgia Southern
Warren Handrahan, Samford

2014

Offense
Cam Jackson, The Citadel
Isiaha Smith, The Citadel
P.J. Blazejewski, Furman
Alex Lakes, Mercer
Malik Johns, Samford
Richardre Bagley, Chattanooga

Jacob Revis, Chattanooga
Hunter Townson, Chattanooga
Al Cobb, VMI
Detrez Newsome, Western Carolina
Davis Lenoir, Wofford

Defense

Dee Delaney, The Citadel
Austin Barrett, Mercer
Kyle Williams, Mercer
Shaheed Salmon, Samford
Tavon Lawson, Chattanooga
Lucas Webb, Chattanooga
Trevor Wright, Chattanooga
Greg Sanders, VMI
Derrick Davis, Western Carolina
Daniel Riddle, Western Carolina
Terrance Morris, Wofford

Specialists

Jon Croft Hollingsworth, Furman
Chandler Curtis, Mercer
Detrez Newsome, Western Carolina
David Marvin, Wofford

2015

Offense
Tyler Davis, The Citadel
Evan McField, The Citadel
Triston Luke, Furman
Marquise Irvin, Mercer
Jimmie Robinson, Mercer
Sam Walker, Mercer
Devlin Hodges, Samford
Kelvin McKnight, Samford
Daunte Mauck, VMI
Nathan Dalton, Western Carolina
Zach Weeks, Western Carolina

Defense

Ken Allen, The Citadel
Quinlan Washington, The Citadel
Aaquil Annoor, Furman
Jaylan Reid, Furman
Isaiah Buehler, Mercer
Ahmad Gooden, Samford
C.J. Fritz, Chattanooga
Isaiah Mack, Chattanooga
Montrell Pardue, Chattanooga
Marvin Tillman, Western Carolina
Miles Brown, Wofford

Specialists

Jimmie Robinson, Mercer
Ian Berryman, Western Carolina
Logan Howard, Western Carolina

2016

Offense
Drew McEntyre, The Citadel
Ben Blackmon, ETSU
Tim Coleman, Furman
Thomas Gordon, Furman
TaDarryl Marshall, Samford
Nick Nixon, Samford
Malcolm White, Chattanooga
Javean Lara, VMI
Daz Palmer, VMI
Tyrie Adams, Western Carolina
Walker Lanning, Western Carolina
Aubrey Payne, Western Carolina

Defense

Khafari Buffalo, The Citadel
Jason Maduafokwa, ETSU
Nasir Player, ETSU
Will Coneway, Mercer
Eric Jackson, Mercer
Dorian Kithcart, Mercer
Jalen Nash, Samford
George Gbese, Wofford
Mikel Horton, Wofford
DT Wilson, Wofford
Jireh Wilson, Wofford

Specialists

Jacob Godek, The Citadel
Colin Brewer, Chattanooga
Connell Young, Western Carolina

2017

Offense
Jonathan Cole, The Citadel
Jon Barrett Lewis, The Citadel
Brandon Rainey, The Citadel
Reed Kroeber, Furman
Darius Morehead, Furman
Kaelan Riley, Mercer

Montrell Washington, Samford
Mike Williams, Samford
Cole Copeland, Chattanooga
Kris Thornton, VMI
Donnavan Spencer, Western Carolina

Defense

Blake Bockrath, ETSU
Reynard Ellis, Furman
Elijah McCoy, Furman
Malique Fleming, Mercer
Sidney Otiwu, Mercer
Koi Freeman, Samford
Brett Granger, Samford
Jerrell Lawson, Chattanooga
A.J. Smith, VMI
Michael Murphy, Western Carolina
Deon Priestler, Wofford

Specialists

Grayson Atkins, Furman
Brandon Dowdell, Chattanooga
Victor Ulmo, Chattanooga

2018

Offense
Haden Haas, The Citadel
Clay Harris, The Citadel
Quay Holmes, ETSU
Jacob Saylor, ETSU
Tremond Shorts, ETSU
Corey Watkins, Furman
David Durden, Mercer
Robert Riddle, Mercer
DeMarcus Ware, Samford
Marshall Gill, VMI
Jakob Herres, VMI

Defense

Chris Beverly, The Citadel
Mason Kinsey, The Citadel
Adrian Hope, Furman
Nathan East, Samford
Jaylan Jordan, Samford
Jordan Montgomery, Samford
Devonsha Maxwell, Chattanooga
Ethan Caselberry, VMI
Brett Howell, VMI
Colin Loftis, VMI
Ronald Kent Jr., Western Carolina

Specialists

Matthew Campbell, The Citadel
Quay Holmes, ETSU
Dequan Bell, Furman
Mitchell Fineran, Samford

2019

Offense
Will Huzzie, ETSU
Devin Abrams, Furman
Wayne Anderson, Furman
Darren Grainger, Furman
Evan Jumper, Furman
Yahsyn McKee, Mercer
Jay Stanton, Samford
A.J. Toney, Samford
Ailym Ford, Chattanooga
Leroy Thomas, VMI
Jacquez Allen, Wofford

Defense

Hasan Black, The Citadel
Donovan Manuel, ETSU
Josh Agbenou, Furman
Travis Blackshear, Furman
Braden Gilby, Furman
Richie Coffey, Mercer
TriMarcus Cheeks, Samford
Kameron Brown, Chattanooga
Aljareek Malry, VMI
Keyvaun Cobb, Wofford
Michael Mason, Wofford

Specialists

Tyler Keltner, ETSU
Caleb Dowden, Mercer
Zach Lassiter, Mercer
Julian Pletz, Western Carolina

Freshman of the Year listed in bold italics



Western Carolina's Tyrie Adams was the SoCon Freshman of the Year in 2016. He finished fourth the STATS Jerry Rice Award voting.

PLAYERS OF THE WEEK

In 1963, the Southern Conference began naming players of the week. The conference named a lineman and a back to honor each week.

1963

- S 14** L – Joe Kessel, UR
B – Danny Donovan, FUR
- S 21** L – Joe Staub, VMI
B – Bob Schweickert, VT
- S 28** L – Lynn Jones, VT
B – Nick DiLoreto, CIT
- O 5** L – Vince Petno, CIT
B – Dick Drummond, GWU
- O 12** L – Tommy Marvin, VT
B – Jerry Yost, WVU
- O 19** L – John Gettys, FUR
B – Bob Schweickert, VT
- O 26** L – Charlie Cole, VMI
B – Merv Holland, GWU
- N 2** L – Steve Kush, WVU
B – Bob Schweickert, VT
- N 9** L – Craig Smith, WM
B – Ronnie Smith, UR
- N 16** L – Burton Mack Rodgers, VT
B – Charlie Weaver, WM
- N 28** L – Bill Welsh, VMI
B – Bob Schweickert, VT

1964

- S 19** L – Joe Missar, CIT
B – Chuck Albertson, WM
- S 26** L – John Hilton, UR
B – Steve Heckard, DAV
- O 3** L – Joe Missar, CIT
B – Steve Welpott, GWU
- O 10** L – Tim Crawford, FUR
B – Bob Schweickert, VT
- O 17** L – Milt Clegg, WVU
B – Ronnie Smith, UR
- O 24** L – Ken Whitley, VT
B – Bob Schweickert, VT
- O 31** L – Doug McNeil, GWU
B – Allen McCune, WVU
- N 7** L – Don Young, WVU
B – Bob Schweickert, VT
- N 14** L – Mitch Foster, CIT
B – Allen McCune, WVU
- N 21** L – Milt Clegg, WVU
B – Allen McCune, WVU
- N 26** L – Jeff Craig, WM
B – Sonny Utz, VT

1965

- S 18** L – Pack Hindsley, DAV
B – Mike Holloran, GWU
- S 26** L – George Pearce, WM
B – Allen McCune, WVU
- O 2** L – Walker Kimbell, FUR
B – Garrett Ford, WVU
- O 9** L – George Pearce, WM
B – Bill Bailey, ECU
- O 16** L – John Turner, VMI
B – Dan Darragh, WM
- O 23** L – George Pearce, WM
B – George Richardson, ECU
- O 30** L – Tony Buccino, WM
B – Bob Buzzell, FUR
- N 6** L – Ernie Wheeler, WVU
B – Hill Ellett, VMI
- N 13** L – John McPaul, ECU
B – Dusty Chichester, FUR
- N 20** L – George Pearce, WM
B – Dick Lethridge, WVU
- N 25** L – Pack Hindsley, DAV
B – Hill Ellett, VMI

1966

- S 17** L – Don Taylor, VMI
B – Jimmy Poole, DAV
- S 24** L – Robbie Hahn, FUR
B – Garrett Ford, WVU
- O 1** L – Kevin Moran, ECU
B – Steve Molnar, GWU
- O 8** L – Kenneth Doyen, GWU
B – Dan Darragh, WM
- O 15** L – Adin Brown, WM
B – Marty Fuller, WM
- O 22** L – Paul Janssen, GWU
B – Larry Zurich, UR
- O 29** L – Joe Neilson, WM
B – Jim Secret, WVU

- N 5** L – John Mallory, WVU
B – Jimmy Poole, DAV
- N 12** L – Chuck Albertson, WM
B – Jay Goolsby, CIT
- N 19** L – Terry O'Toole, WM
B – Dan Darragh, WM

In 1967, the Southern Conference changed the player-of-the-week format to honor an offensive and defensive player each week.

1967

- S 9** O – Ken Juskowich, WVU
D – Chip Young, WM
- S 16** O – Charlie Bishop, VMI
D – Dick Collins, FUR
- S 23** O – Kerry Keith, DAV
D – George Wheeler, ECU
- S 30** O – Jim Friedl, CIT
D – Wayne Collins, UR
- O 7** O – Dan Darragh, WM
D – Joe Isaac, CIT
- O 14** O – Ted Zychowski, WM
D – Pat Turchetta, UR
- O 21** O – Dan Darragh, WM
D – Danny Williamson, WVU
- O 28** O – Jay Goolsby, CIT
D – Harvey Bauguess, FUR
- N 4** O – Clyde Hewell, FUR
D – George Wheeler, ECU
- N 11** O – Robbie Hahn, FUR
D – Kerr Kump, VMI
- N 18** O – Joe Kellum, UR
D – Harvey Bauguess, FUR

1968

- S 14** O – Jimmy Adkins, ECU
D – Winston Whitehead, UR
- S 21** O – Jimmy Jordan, FUR
D – Burt Waite, WM
- S 28** O – Jim McMillan, CIT
D – Pat Turchetta, UR
- O 5** O – Gordon Slade, DAV
D – Paul Fraim, VMI
- O 12** O – Gordon Slade, DAV
D – Dick Irvin, UR
- O 19** O – Buster O'Brien, UR
D – Jim Rathbun, CIT
- O 26** O – Mike Kelly, DAV
D – Dave Holland, WM
- N 2** O – Terry Morton, WM
D – John Kenerleder, FUR
- N 9** O – Buster O'Brien, UR
D – John Griffin, VMI
- N 16** O – Tony Passander, CIT
D – Buster O'Brien, UR
- N 30** O – Ken Diaz, CIT
D – Walker Gillette, UR
- N 30** O – Walker Gillette, UR
D – Jim Flowe, ECU

1969

- S 20** O – Walker Gillette, UR
D – Chuck Cross, FUR
- S 27** O – Ed Terry, DAV
D – Dave Holland, WM
- O 4** O – Tony Passander, CIT
D – Dick Irvin, UR
- O 11** O – Gordon Slade, DAV
D – Ken Therothrow, DAV
- O 18** O – Charlie Richards, UR
D – Steve Butler, DAV
- O 25** O – Tony Passander, CIT
D – Jim Lee, CIT
- N 1** O – Walker Gillette, UR
D – Pat Turchetta, UR
- N 8** O – Gordon Slade, DAV
D – Ken Therothrow, DAV
- N 15** O – George Hannan, DAV
D – Dick Irvin, UR
- N 22** O – Butch Colson, ECU
D – Mel Medved, UR

1970

- S 12** O – Charlie Richards, UR
D – Jerry Acuff, VMI
- S 19** O – Bob Herb, WM
D – George Whitley, ECU
- S 26** O – Bob Duncan, CIT
D – Ken Therothrow, DAV
- O 3** O – Phil Mosser, WM
D – Rich Peeler, ECU
- O 10** O – Pat Carroll, FUR

- O 17** D – Jeff Varnadoe, CIT
O – Steve Crislip, FUR
- O 24** O – Wally Ake, WM
O – Charlie Richards, UR
- O 31** D – Jimmy King, CIT
O – Mike Mikolayunas, DAV
- N 7** D – John Barelli, UR
O – Phil Mosser, WM
- N 14** D – Mike Mills, ECU
O – Bob Herb, WM
- N 21** D – Chuck Cross, FUR
O – Steve Regan, WM
D – Jeff Varnadoe, CIT

1971

- S 11** O – Phil Mosser, WM
D – Woody Montgomery, DAV
- S 18** O – Mac Bowman, VMI
D – Paul Scolaro, WM
- S 25** O – Brian Baima, CIT
D – Pat Kelly, UR
- O 2** O – Dennis Cambal, WM
D – Robin Hogue, ECU
- O 9** O – Phil Mosser, WM
D – Monty Kiernan, ECU
- O 16** O – Ken Nichols, UR
D – Mike Fabian, FUR
- O 23** O – Billy Wallace, ECU
D – Jeff Varnadoe, CIT
- O 30** O – John Gargano, WM
O – David Knight, WM
D – Jack Patterson, ECU
- N 6** O – John Casazza, ECU
D – Monty Kiernan, ECU
- N 13** O – Billy Meyers, UR
D – Keith Dooley, UR
- N 20** O – Ken Nichols, UR
D – John Nugent, UR

1972

- S 9** O – Doug Gerhart, WM
D – Woody Montgomery, DAV
- S 16** O – Greg Troupe, ECU
D – Allan Melton, CIT
- S 23** O – Carl Summerell, ECU
D – Rusty Markland, ECU
- S 30** O – Bill Deery, WM
D – Bob Loprete, UR
- O 7** O – Carlester Crumpler, ECU
D – Eddie Womack, DAV
- O 14** O – Dave Ingold, DAV
D – Norman Seabrooks, CIT
- O 21** O – Billy Meyers, UR
D – Ron Reynolds, APP
- O 28** O – David Knight, WM
D – Danny Kepley, ECU
- N 4** O – Mac Bowman, VMI
D – Mark Shelton, UR
- N 11** O – Carlester Crumpler, ECU
D – Terry Stoughton, ECU
- N 18** O – Billy Meyers, UR
D – Phil Upton, VMI

1973

- S 8** O – Tom Waechter, WM
D – Rusty Holt, CIT
- S 15** O – Harry Lynch, CIT
D – Kenny Moore, ECU
- S 22** O – Dick Pawlewicz, WM
D – Vic Moye, UR
- S 29** O – Bob Allen, UR
D – Gary Godette, ECU
- O 6** O – Bill Deery, WM
D – Gene Williams, VMI
- O 13** O – Harry Knight, UR
D – Jim Roberts, CIT
- O 20** O – David Harper, DAV
D – Pat Kelly, UR
- O 27** O – David Harper, DAV
D – David Webb, APP
- N 3** O – Carlester Crumpler, ECU
D – Gary Niklason, ECU
- N 10** O – Carl Summerell, ECU
D – Danny Kepley, ECU
- N 17** O – Carlester Crumpler, ECU
D – Ed Amrhein, UR

1974

- S 14** O – Harry Knight, UR
D – Brian Ruff, CIT
- S 21** O – Bill Deery, WM

- S 28** D – Danny Kepley, ECU
O – Ronnie Moore, VMI
- O 5** D – Curtis Boyd, FUR
O – Andrew Johnson, CIT
- O 12** D – John Willison, VMI
O – Charles Elvington, FUR
- O 19** D – Phil Upton, VMI
O – Jerry Harmon, APP
- O 26** D – Fred Snipes, APP
O – Ken Strayhorn, ECU
- N 2** D – Brian Ruff, CIT
O – Joe Parker, APP
- N 9** D – Mike Copley, UR
O – Harry Knight, UR
- N 16** D – Mike Copley, UR
O – Andrew Johnson, CIT
- N 23** D – Julius Thomas, APP
O – Bill Deery, WM
D – Phil Upton, VMI

1975

- S 13** O – Emmitt Hamilton, APP
D – Glen Jones, VMI
- S 20** O – Calvin Simon, APP
D – Julius Thomas, APP
- S 27** O – Ronnie Moore, VMI
D – Brian Ruff, CIT
- O 4** O – Dave Taylor, UR
D – Gilbert Rossie, APP
- O 11** O – Larry Robinson, FUR
D – Brian Ruff, CIT
- O 18** O – Emmitt Hamilton, APP
D – Mike Andrus, UR
- O 25** O – Mike Weaver, ECU
D – Jim Bolding, ECU
- N 1** O – John Palazeti, UR
D – Harold Fort, ECU
- N 8** O – Robbie Price, APP
D – Dickie Carey, UR
- N 15** O – Joe Summral, CIT
D – Brian Ruff, CIT
- N 22** O – Tom Rozantz, WM
D – Jim Ryan, WM

1976

- S 11** O – Jim Krus, WM
D – Brian Ruff, CIT
- S 18** O – Keith Fimian, WM
D – Joe Agee, WM
- S 25** O – Raymond Jones, ECU
D – Ralph Ferguson, CIT
- O 2** O – Tom Rozantz, WM
D – Gerald Hall, ECU
- O 9** O – Pete Conaty, ECU
D – Greg James, CIT
- O 16** O – Jim Krus, WM
D – Brian Ruff, CIT
- O 23** O – Tom Rozantz, WM
D – Brian Ruff, CIT
- O 30** O – Scott McConnell, APP
D – Greg Arnett, VMI
- N 6** O – Tom Rozantz, WM
D – Reggie Pinkney, ECU
- N 13** O – Larry Robinson, FUR
D – Scott Hays, WM
- N 20** O – Mike Weaver, ECU
D – Harold Randolph, ECU

1977

- S 10** O – Craig Jones, VMI
D – Kenny Mitchell, UTC
- S 17** O – C.W. Geiger, MAR
D – Ronnie Powe, UTC
- S 24** O – Mike Pusey, WCU
D – Joey Brison, MAR
- O 1** O – Emmitt Hamilton, APP
D – Pat Murphy, APP
- O 8** O – Andre Gibson, VMI
D – no nominations
- O 15** O – David Henderson, FUR
D – Gary McNeal, VMI
- O 22** O – Wayne Tolleson, WCU
D – Bobby Church, FUR
- O 29** O – Tony Meredino, UTC
D – Ricky Smith, WCU
- N 5** O – Robby Clark, VMI
D – Kenny Caldwell, CIT
- N 12** O – Darrell Lipford, WCU
D – Tony Starks, CIT
- N 19** O – Mike Pusey, WCU
D – Felix Hooks, CIT

PLAYERS OF THE WEEK



- 1978**
- S 9** O – Mike Pusey, WCU
D – George Elliott, MAR
- S 16** O – Steve Brown, APP
D – Kurt Woerner, UTC
- S 23** O – Mark Slawson, CIT
D – Pat Murphy, APP
- S 30** O – Steve Brown, APP
D – Ty Smith, WCU
- O 7** O – Tony Merendino, UTC
D – Kenny Caldwell, CIT
- O 14** O – Jeff Norman, WCU
D – Mike Alston, VMI
- O 21** O – Eddie Estes, APP
D – John Creager, UTC
- O 28** O – David Henderson, FUR
D – Thomas Gunn, WCU
- N 4** O – Gerald Harp, WCU
D – Ty Smith, WCU
- N 11** O – Mark Stowers, FUR
D – Scott Wages, CIT
- N 18** O – Scott McConnell, APP
D – Jerry Scott, FUR
- 1979**
- S 8** O – Gwain Durden, UTC
D – John Strong, WCU
- S 15** O – Mike Pusey, WCU
D – Willis Yates, UTC
- S 22** O – Gwain Durden, UTC
D – Scott Wages, CIT
- S 29** O – Tim Russell, CIT
D – Ricky Smith, WCU
- O 6** O – Floyd Allen, VMI
D – John Creager, UTC
- O 13** O – Mark Hutsell, ETSU
D – Ron Phillips, ETSU
- O 20** O – Stump Mitchell, CIT
D – Jeff Snipes, FUR
- O 27** O – Floyd Allen, VMI
D – Charles Stein, ETSU
- N 3** O – Tim Sorrells, FUR
D – Al McCloud, UTC
- N 10** O – Mike Smith, UTC
D – Bruce Gheesling, FUR
- N 17** O – Tim Russell, CIT
D – Eddie Estes, WCU
- 1980**
- S 6** O – Rick Beasley, APP
D – Bruce Kitchen, VMI
- S 13** O – Mike Glenn, FUR
D – Melvin Rucker, VMI
- S 20** O – Gwain Durden, UTC
D – Richard Ward, UTC
- S 27** O – Steve Brown, APP
D – Sedrick Brown, CIT
- O 4** O – Stump Mitchell, CIT
D – Willis Yates, UTC
- O 11** O – Stump Mitchell, CIT
D – Steve O'Neill, FUR
- O 8** O – Joe Burke, UTC
D – Kris Timmons, VMI
- O 25** O – Steve Bishop, FUR
D – Kevin Morgan, FUR
- N 1** O – Tim Sorrells, FUR
D – Bruce Gheesling, FUR
- N 8** O – Stump Mitchell, CIT
D – Jesse Bandy, MAR
- N 15** O – Ron Mixon, WCU
D – Melvin Rucker, VMI
- N 22** O – Tony Jackson, UTC
D – Jeff Snipes, FUR
- 1981**
- S 12** O – Floyd Allen, VMI
D – Jim Devine, MAR
- S 19** O – Stan Goodson, APP
D – Les Dunnaville, VMI
- S 26** O – Danny Miller, CIT
D – Bruce Gheesling, FUR
- O 3** O – Steve Woods, UTC
D – Mike Smith, ETSU
- O 10** O – Stanford Jennings, FUR
D – Bruce Gheesling, FUR
- O 17** O – Scott Nault, ETSU
D – Willis Yates, UTC
- O 24** O – Floyd Allen, VMI
D – Johnny Williams, WCU
- O 31** O – Ron Mixon, WCU
D – Steve Kurtz, UTC
- N 7** O – Larry Fourqurean, MAR

- N 14** D – Bruce Gheesling, FUR
O – Anthony James, WCU
- N 21** D – Melvin Rucker, VMI
O – Byron Walker, CIT
D – Melvin Rucker, VMI
- 1982**
- S 4** O – Larry Fourqurean, MAR
D – Glenn Bates, MAR
- S 11** O – Tom Radle, VMI
D – Nathan Williams, WCU
- S 18** O – Dean Biasucci, WCU
D – Gib McEachran, FUR
- S 25** O – Jack Teichmann, UTC
D – Kenny Washington, UTC
- O 2** O – Stan Goodson, APP
D – John Zemina, FUR
- O 9** O – Gerald Toney, CIT
D – Ernest Gibson, FUR
- O 16** O – Anthony James, WCU
D – Billy Hall, FUR
- O 23** O – Anthony James, WCU
D – Shannon DePew, ETSU
- O 30** O – Stan Goodson, APP
D – Richard Dukes, WCU
- N 6** O – Artis Edwards, UTC
D – Glenn Bates, MAR
- N 13** O – Stanford Jennings, FUR
D – Barry Smith, VMI
- N 20** O – Jerry Butler, ETSU
D – Shannon DePew, ETSU
- 1983**
- S 3** O – Bill Van Aman, APP
D – Joel Carter, APP
- S 10** O – Robert Hill, CIT
D – Gary Zingler, ETSU
- S 17** O – Stanford Jennings, FUR
D – David McCrary, UTC
- S 24** O – Robert Hill, CIT
D – Troy Phillips, FUR
- O 1** O – Randy Joyce, APP
D – Richard Dukes, WCU
- O 8** O – Larry Fourqurean, MAR
D – Glenn Richardson, UTC
- O 15** O – Ralph Potter, UTC
D – Mark Bridgeman, FUR
- O 22** O – David Charpia, FUR
D – George Milton, CIT
- O 29** O – Jack Borders, FUR
D – Ricky Pate, WCU
- N 5** O – David Charpia, FUR
D – Miles Nicholson, WCU
- N 12** O – Herman Jacobs, ETSU
D – Mark Bridgeman, FUR
- N 19** O – Leonard Williams, WCU
D – Buck Coatney, FUR
- 1984**
- S 1** O – Robbie Gardner, FUR
D – Rock Hurst, FUR
- S 8** O – Jerry Butler, ETSU
D – Louis Cooper, WCU
- S 15** O – Carl Fodor, MAR
D – Rock Hurst, FUR
- S 22** O – Carl Fodor, MAR
D – Tiger Greene, WCU
- S 29** O – Artis Edwards, UTC
D – Glenn Richardson, UTC
- O 6** O – Jeff Gilbert, WCU
D – David Ferrell, ETSU
- O 13** O – Robert Surratt, MAR
D – Jerome Norris, FUR
- O 20** O – Robert Hill, CIT
D – Dino Hackett, APP
- O 27** O – Jeff Gilbert, WCU
D – Tiger Greene, WCU
- N 3** O – Robbie White, ETSU
D – Gary Zingler, ETSU
- N 10** O – Mitch Fontenot, UTC
D – David McCrary, UTC
- N 17** O – John Settle, APP
D – Phillip Aldridge, UTC
- 1985**
- S 7** O – John Settle, APP
D – Glenn Richardson, UTC
- S 14** O – Tim Sanders, APP
D – Todd Brown, MAR
- S 21** O – John Settle, APP
D – Dino Hackett, APP
- S 28** O – Bobby Lamb, FUR

- O 5** D – Dino Hackett, APP
O – Alan Evans, UTC
- O 12** O – John Ceglie, MAR
O – Bobby Lamb, FUR
D – Mike Mayo, VMI
- O 19** O – Brian Jager, FUR
D – Phillip Aldridge, UTC
- O 26** O – Al Comer, VMI
D – Dino Hackett, APP
- N 2** O – Tim Couch, UTC
D – Joel Thompson, CIT
- N 9** O – John Settle, APP
D – Dino Hackett, APP
- N 16** O – Tim Couch, UTC
D – Chris Melick, APP
- N 23** O – Bobby Lamb, FUR
D – Dino Hackett, APP
- 1986**
- S 6** O – John Settle, APP
D – Jeff Blankenship, FUR
- S 13** O – Willie Perkins, WCU
D – Darryl Gardner, FUR
- S 20** O – Herman Jacobs, ETSU
D – Tim Stebb, FUR
- S 27** O – Keith Moore, FUR
D – Darryl Gardner, FUR
- O 4** O – John Settle, APP
D – Rick Harris, ETSU
- O 11** O – David Brown, VMI
D – Kenny Blacknell, APP
- O 18** O – Tony Petersen, MAR
D – Everett Spellman, WCU
- O 25** O – John Settle, APP
D – Kenny Peebles, WCU
- N 1** O – Mike Barber, MAR
D – Stan Hall, MAR
- N 8** O – John Settle, APP
D – Junior Jackson, UTC
- N 15** O – Kirk Roach, WCU
D – Albert English, ETSU
- N 22** O – Mark Stock, VMI
D – Darryl Gardner, FUR
- 1987**
- S 5** O – Jeff Morgan, ETSU
D – David Freeland, APP
- S 12** O – Chris Speaks, FUR
D – Jerome Merrill, UTC
- S 19** O – Tony Petersen, MAR
D – J.D. Cauthen, CIT
- S 26** O – Stan Nix, UTC
D – Scott Arant, WCU
- O 3** O – John Bagwell, FUR
D – Julius Dixon, FUR
- O 10** O – Tony Petersen, MAR
D – Kelly Smith, FUR
- O 17** O – Mark Smith, WCU
D – Reggie Solomon, UTC
- O 24** O – Tim Sanders, APP
D – Leonard Lee, APP
- O 31** O – Tommy Burriss, CIT
D – Mark Snyder, MAR
- N 7** O – Jeff Morgan, ETSU
D – Anthony Downs, APP
- N 14** O – Tony Petersen, MAR
D – Ken Green, MAR
- N 21** O – Steve Colwell, UTC
D – Everett Spellman, WCU
- In 1988, the Southern Conference began honoring a freshman of the week in addition to the offensive and defensive players of the week.*
- 1988**
- S 3** O – Bobby Fuller, APP
D – Rick Harris, ETSU
- S 10** F – Dewey Klein, MAR
O – Gene Brown, CIT
- S 17** D – Willie Greenway, UTC
F – Mark Williams, ETSU
- S 24** O – Darryl Jackson, WCU
D – Geno Segars, WCU
- O 1** F – Dewey Klein, MAR
O – Gene Brown, CIT
- O 8** F – Michael Bryant, MAR
O – Gene Brown, CIT
D – Mike Lowman, UTC
F – Jackie Washington, UTC

- O 15** F – Scott Council, VMI
O – Mike Barber, MAR
D – Pete Long, CIT
- O 22** F – Michael Bryant, MAR
O – Sean Doctor, MAR
D – Nick McKnight, MAR
- O 29** F – Rocky Clay, APP
O – Frankie DeBusk, FUR
D – Jeff Barnes, VMI
- N 5** F – Dewey Klein, MAR
O – Adrian Johnson, CIT
D – Jeff Blankenship, FUR
- N 12** F – Lance Redding, APP
O – Gene Brown, CIT
D – Jeff Blankenship, FUR
- N 19** F – Vince Carelli, UTC
O – Bobby Fuller, APP
D – Wayne Purcell, VMI
F – Scott Council, VMI
- 1989**
- S 2** O – John Gregory, MAR
D – Larry Huffman, MAR
F – D.J. Campbell, APP
- S 9** O – Ritchie Melchor, APP
D – Keith Collins, APP
F – Harold Alexander, APP
- S 16** O – George Searcy, ETSU
D – Terrell Wagner, WCU
F – Tony Scales, VMI
- S 23** O – James Roberts, UTC
D – Junior Jackson, UTC
F – James Roberts, UTC
- S 30** O – George Searcy, ETSU
D – Junior Jackson, UTC
F – Anthony Smith, APP
- O 7** O – Frankie DeBusk, FUR
D – Gary Dandridge, APP
F – Al Ellis, APP
- O 14** O – George Searcy, ETSU
D – Chris Roper, FUR
F – James Roberts, UTC
- O 21** O – John Gregory, MAR
D – Junior Jackson, UTC
F – James Roberts, UTC
- O 28** O – Ritchie Melchor, APP
D – Kelly Fletcher, FUR
F – D.J. Campbell, APP
- N 4** O – D.J. Campbell, APP
D – Kevin Kendrick, FUR
F – D.J. Campbell, APP
- N 11** O – John Gregory, MAR
D – Raymond Flowers, VMI
F – Raymond Flowers, VMI
- N 18** O – Frankie DeBusk, FUR
D – Dwayne Pelham, APP
F – Dewayne Arkadie, VMI
- 1990**
- S 1** O – Michael Payton, MAR
D – Donahue Stephenson, MAR
F – Butch Jennings, VMI
- S 8** O – Jack Douglas, CIT
D – J.J. Davis, CIT
F – Kevin Thigpen, WCU
- S 15** O – Tony Scales, VMI
D – Shingo Weems, UTC
F – Derrick Hollins, ETSU
- S 22** O – Kevin Thigpen, WCU
D – J.J. Davis, CIT
F – Kevin Thigpen, WCU
- S 29** O – Ricardo Clark, MAR
D – Rico Mack, APP
F – Donahue Stephenson, MAR
- O 6** O – Carl Tremble, FUR
D – Brance Draine, UTC
F – Bobby Acree, UTC
- O 13** O – Tony Scales, VMI
D – Shingo Weems, UTC
F – Derrick Hollins, ETSU
- O 20** O – Jack Douglas, CIT
D – Lester Smith, CIT
F – Maurice Kelly, ETSU
- O 27** O – Jack Douglas, CIT
D – Kevin Kendrick, FUR
F – Derrick Hollins, ETSU
- N 3** O – Derrick Hollins, ETSU
D – Joe Chirico, MAR
F – Derrick Hollins, ETSU
- N 10** O – Glen Connally, FUR
D – Allen Edwards, FUR
F – Shingo Weems, UTC

PLAYERS OF THE WEEK

#SoConFB

N 17 O – Carl Tremble, FUR
D – Rico Mack, APP
F – Johnny Smith, APP

1991

8/31 O – James Roberts, UTC
D – Harold Alexander, APP
F – Kerry Hayes, WCU

S 7 O – Tony Scales, VMI
D – Charles McGregor, MAR
F – Tim Williams, VMI

S 14 O – Tony Scales, VMI
D – Steve Wilks, APP
F – Chip Hooks, APP

S 21 O – Shoun Habersham, UTC
D – Jackie Washington, UTC
F – Kerry Hayes, WCU

S 28 O – Chip Hooks, APP
D – Dewayne Arkadie, VMI
F – Chip Hooks, APP

O 5 O – Hugh Swilling, FUR
D – Rico Mack, APP
F – Nate Abraham, APP

O 12 O – Michael Payton, MAR
D – Lester Smith, CIT
F – Chip Hooks, APP

O 19 O – Kevin Thigpen, WCU
D – Avery Hall, APP
F – Kerry Hayes, WCU

O 26 O – Kenyon Earl, UTC
D – David Masterson, UTC
F – Todd Donnan, MAR

N 2 O – Jack Douglas, CIT
D – David Brodsky, CIT
F – Roger Johnson, MAR

N 9 O – Michael Payton, MAR
D – Albert Luke, UTC
F – Roger Johnson, MAR

N 16 O – Michael Payton, MAR
D – Ryan Livezey, FUR
F – Chip Hooks, APP

N 23 O – Troy Brown, MAR
D – David Russinko, CIT
F – Roger Johnson, MAR

1992

S 5 O – Jerry Ellison, UTC
D – Judson Boehmer, CIT
F – Pat Crust, ETSU

S 12 O – Troy Brown, MAR
D – Lester Smith, CIT
F – Chris Parker, MAR

S 19 O – Everette Sands, CIT
D – Shannon King, MAR
F – Terry Tucker, VMI

S 26 O – Everette Sands, CIT
D – Avery Hall, APP
F – Marlon Anderson, VMI

O 3 O – Everette Sands, CIT
D – Milan Sterling, FUR
F – Gabe Berry, ETSU

O 10 O – Michael Payton, MAR
D – William King, MAR
F – Willie McLain, APP

O 17 O – Lonnie Galloway, WCU
D – William King, MAR
F – Wes Greenwell, WCU

O 24 O – Craig Aiken, WCU
D – Ahren Self, CIT
F – Jim Richter, FUR

O 31 O – Lonnie Galloway, WCU
D – Julius Grant, WCU
F – Ricky Carter, MAR

N 7 O – Michael Payton, MAR
D – Sean Swoope, APP
F – Ricky Carter, MAR

N 14 O – Carl Tremble, FUR
D – Tom Bodine, WCU
F – Byron Turner, MAR

N 21 O – Carl Tremble, FUR
D – Avery Hall, APP
F – Marlon Anderson, VMI

1993

S 4 O – Jim Richter, FUR
D – Andre Worrell, FUR
F – Larry Bell, ETSU

S 11 O – Chris Parker, MAR
D – Alex Mash, GSU
F – Nakia Thomas, ETSU

S 18 O – Kenyon Earl, UTC
D – William King, MAR

S 25 F – Dexter Coakley, APP
O – C.J. Haynes, CIT

O 2 O – Kenyon Earl, UTC
D – Roger Johnson, MAR
F – Jimmy Butler, WCU

O 9 O – Lonnie Galloway, WCU
D – Shannon King, MAR
F – Greg Ryan, ETSU

O 16 O – Chris Parker, MAR
D – Tom Bodine, WCU
F – Shawn Lyons, CIT

O 23 O – Charles Bostick, GSU
D – Shannon King, MAR
F – Tim Martin, MAR

O 30 O – Scott Satterfield, APP
D – Roger Johnson, MAR
F – Damon Scott, APP

N 6 O – Chris Parker, MAR
D – William King, MAR
F – Thomas Haskins, VMI

N 13 O – Thomas Haskins, VMI
D – Milan Sterling, FUR
F – Braniff Bonaventure, FUR

N 20 O – Jerry Ellison, UTC
D – Julius Grant, WCU
F – Greg Ryan, ETSU

1994

S 5 O – Thomas Haskins, VMI
D – Vince Parker, MAR
F – B.J. Cohen, MAR

S 12 O – Chris Parker, MAR
D – Andre Hentz, FUR
F – Brian Edwards, ETSU

S 19 O – Jeff Johnson, ETSU
D – James Russell, ETSU
F – B.J. Cohen, MAR

S 26 O – Don Blue, APP
D – Dexter Coakley, APP
F – Kenny Robinson, GSU

O 3 O – John Burton, CIT
D – William Peebles, APP
F – Leander Dumas, WCU

O 10 O – Greg Ryan, ETSU
D – Herb Streater, WCU
F – Larry McCloud, MAR

O 17 O – Terrance Rivers, CIT
D – Marco Bradham, GSU
F – Stan Sullivan, UTC

O 24 O – Kerry Hayes, WCU
D – Johnny Smith, APP
F – Robb Harris, WCU

O 31 O – Todd Donnan, MAR
D – Mark Tate, FUR
F – Mark Moore, FUR

N 7 O – Aldwin Lance, APP
D – Micah Young, CIT
F – Quasey Vinson, UTC

N 14 O – Todd Donnan, MAR
D – Chip Miller, APP
F – Brian Edwards, ETSU

N 21 O – Thomas Haskins, VMI
D – Craig Wasik, ETSU
F – Brian Edwards, ETSU

1995

S 4 O – Scott Satterfield, APP
D – Scott Belcher, CIT
F – Stanley Myers, CIT

S 11 O – Thomas Haskins, VMI
D – Brad Keeney, CIT
F – Stanley Myers, CIT

S 18 O – Damon Scott, APP
D – Kelly Cook, VMI
F – Chad Pennington, MAR

S 25 O – Braniff Bonaventure, FUR
D – Robert Tucker, WCU
F – Marques Stubbs, FUR

O 2 O – Braniff Bonaventure, FUR
D – Jason Hatcher, WCU
F – Orlando Ruff, FUR

O 9 O – Greg Ryan, ETSU
D – Derrick Reeves, GSU
F – Chad Pennington, MAR

O 16 O – Chris Parker, MAR
D – Thomas Haskins, VMI
F – Dexter Coakley, APP

O 23 O – Marrio Grier, UTC
D – Dexter Coakley, APP

O 30 F – Tyrone Coleman, UTC
O – Greg Ryan, ETSU
D – James Russell, ETSU
F – Terence Stokes, WCU

N 6 O – Charles Bostick, GSU
D – B.J. Cohen, MAR
F – Brian Hampton, UTC

N 13 O – Damon Scott, APP
D – Dexter Coakley, APP
F – Joey Hall, APP

N 20 O – Chris Parker, MAR
D – Donnie Abraham, ETSU
F – Chad Pennington, MAR

1996

S 1 O – Kenny Robinson, GSU
D – Dexter Coakley, APP
F – Carlos Locklyn, UTC

S 8 O – Erik Thomas, MAR
D – Eric Johnson, WCU
F – Darius Hooks, WCU

S 15 O – Ernest Crosby, FUR
D – James Russell, ETSU
F – Randy Moss, MAR

S 22 O – Gerard Hardy, APP
D – Shon Galloway, ETSU
F – Brandon Walker, ETSU

S 29 O – Josh Cole, FUR
D – Larry McCloud, MAR
F – Stuart Rentz, FUR

O 6 O – Eric Kresser, MAR
D – Dexter Coakley, APP
F – Marq Cerqua, FUR

O 13 O – Ernest Crosby, FUR
D – Dexter Coakley, APP
F – Greg Hill, GSU

O 20 O – Thomas Haskins, VMI
D – Gordon Fenderson, APP
F – Randy Moss, MAR

O 27 O – Roderick Russell, GSU
D – Scott Belcher, CIT
F – Brandon Walker, ETSU

N 3 O – Damon Scott, APP
D – Adam Walton, ETSU
F – Randy Moss, MAR

N 10 O – Eric Kresser, MAR
D – Billy Lyon, MAR
F – Randy Moss, MAR

N 17 O – Thomas Haskins, VMI
D – Mike Rogers, VMI
F – Greg Hill, GSU

N 24 O – Braniff Bonaventure, FUR
D – Bryan Dailer, FUR
F – Chuck Payne, APP

1997

S 6 O – Carlos Frank, CIT
D – Mario Hankerson, ETSU
F – Todd Wells, ETSU

S 13 O – Brian Edwards, ETSU
D – Chris Webb, CIT
F – Mario Richardson, CIT

S 20 O – Darius Hooks, WCU
D – D.T. Tanner, GSU
F – Daryl Skinner, APP

S 27 O – Brent Rickman, FUR
D – Chad Nighbert, GSU
F – Todd Wells, ETSU

O 4 O – Todd Wells, ETSU
D – David Damon, UTC
F – Daryl Skinner, APP

O 11 O – Ernest Crosby, FUR
D – Jay Thier, FUR
F – Britt Gardner, CIT

O 18 O – Gerard Hardy, APP
D – Earl Hunter, APP
F – Brent Rickman, FUR

O 25 O – Roderick Russell, GSU
D – Mario Hankerson, ETSU
F – Keydrick Gordon, ETSU

N 1 O – Corey Joyner, GSU
D – Ken Byrd, APP
F – Daryl Morrell, GSU

N 8 O – Greg Hill, GSU
D – Daryl Morrell, GSU
F – Todd Wells, ETSU

N 15 O – Stefpnon Hawkins, UTC
D – Marcus Bradley, WCU
F – Justin Hill, FUR

N 22 O – B.J. Adigun, ETSU
D – Bryan Dailer, FUR
F – Derek Russell, FUR

1998

S 5 O – Antonio Smith, CIT
D – Arkee Thompson, GSU
F – Adrian Peterson, GSU

S 12 O – Adrian Peterson, GSU
D – Chuck Payne, APP
F – Louis Ivory, FUR

S 19 O – Greg Hill, GSU
D – Eric Johnson, WCU
F – Daniel Robertson, FUR

S 26 O – Adrian Peterson, GSU
D – Anthony Jenkins, WCU
F – Arkee Thompson, GSU

O 3 O – Daniel Jeremiah, APP
D – Richie Jackson, FUR
F – Will Bouton, FUR

O 10 O – Daryl Skinner, APP
D – Marcus Johnson, CIT
F – Aaron Mitchell, VMI

O 17 D – Arkee Thompson, GSU
F – Adrian Peterson, GSU

O 24 O – Adrian Peterson, GSU
D – DeNorris Burton, WCU
F – Aaron Mitchell, VMI

O 31 O – Brad Hoover, WCU
D – Kevin Peterson, ETSU
F – Adrian Peterson, GSU

N 7 O – Greg Hill, GSU
D – Eric Davis, GSU
F – Adrian Peterson, GSU

N 14 O – Terrence McCall, APP
D – Marcus Johnson, CIT
F – Travis Wilson, WOF

N 21 O – Brad Hoover, WCU
D – Brett Chappell, WCU
F – Travis Wilson, WOF

1999

S 4 O – Chris Sanders, UTC
D – Cody Goodwin, UTC
F – Joe Patrick, APP

S 11 O – Karim Razzak, APP
D – Corey Hall, APP
F – Anthony Williams, GSU

S 18 O – Adrian Peterson, GSU
D – Will Bouton, FUR
F – Jesse McCoy, WOF

S 25 O – Adrian Peterson, GSU
D – Ben Dae, WOF
F – Billy Napier, FUR

O 2 O – Adrian Peterson, GSU
D – Tim Ramseur, APP
F – John Keith, FUR

O 9 F – Jesse McCoy, WOF
D – Matthew Kluk, VMI

O 16 O – Louis Ivory, FUR
D – Walter Booth, FUR
F – David Young, GSU

O 23 O – Carlos Locklyn, UTC
D – Corey Hall, APP
F – Jesse McCoy, WOF

O 31 O – Chris Sanders, UTC
D – Carlos Locklyn, UTC
F – Louis Ivory, FUR
D – Dean Kelley, CIT
F – Mike Ward, GSU

N 7 O – Justin Hill, GSU
D – Justin Seaverns, APP
F – Josh Cain, UTC

N 15 O – Justin Hill, FUR
D – John Keith, FUR
F – David Young, GSU

N 22 O – Chris Sanders, UTC
D – Richie Jackson, FUR
F – Michael Banks, WCU

2000

S 2 O – Louis Ivory, FUR
D – Will Bouton, FUR
F – Tim Turner, ETSU

S 9 O – David Rivers, WCU
D – Marcus Ellerbe, UTC
F – Lamont Seward, WCU

S 16 O – Cos DeMatteo, UTC
D – Denny Haywood, CIT
F – Corey Carter, ETSU

S 23 O – J.R. Revere, GSU
D – Justin Fryer, WCU

PLAYERS OF THE WEEK



- S30** F – Brandon Poole, FUR
O – Louis Ivory, FUR
O – Adrian Peterson, GSU
D – Du'Shon Martin, APP
F – Scooter Johnson, CIT
- O7** O – Joe Burchette, APP
D – Freddie Pesqueira, GSU
F – Fred Boateng, WCU
- O14** O – David Rivers, WCU
D – Josh Cooper, FUR
F – Lamont Seward, WCU
- O21** O – Todd Wells, ETSU
D – Rahim El Amin, ETSU
D – Justin Fryer, WCU
F – Lamont Seward, WCU
- O28** O – Matt Vick, UTC
D – Brian Bodor, WOF
F – Lamont Seward, WCU
- N4** O – Louis Ivory, FUR
D – Will Bouton, FUR
F – Shaun Fogle, WOF
- N11** O – Joe Burchette, APP
O – Joey Gibson, VMI
D – Will Bouton, FUR
D – Josh Jeffries, APP
F – Danny Marshall, FUR
- N18** O – Louis Ivory, FUR
O – Chris Sanders, UTC
D – Kevin Hudson, WOF
F – Lamont Seward, WCU
- 2001**
- S3** O – Adrian Peterson, GSU
D – Justin Fryer, WCU
F – Mazzie Drummond, CIT
- S10** O – Adrian Peterson, GSU
D – Josh Jeffries, APP
F – Victor Cabral, GSU
- S24** O – Fred Boateng, WCU
D – Robert Mathis, WOF
F – Johnathan Woodman, GSU
- O1** O – Louis Ivory, FUR
D – Kevin Howard, CIT
F – Titus Green, VMI
- O8** O – J.R. Revere, GSU
D – Will Bouton, FUR
F – Isaac West, FUR
- O15** O – Michael Banks, WCU
D – Derik Screen, VMI
F – Kwento Ikuezunma, UTC
- O22** O – Joe Burchette, APP
D – Travis Stephens, CIT
F – Jermane Little, APP
- O29** O – Jimmy Watkins, APP
D – Chase Corn, WOF
F – Gerald Sensabaugh, ETSU
- N5** O – Adrian Peterson, GSU
D – Josh Cain, UTC
F – Kevin Corley, CIT
- N12** O – Maurice Murphy, CIT
D – Tyler Unzicker, UTC
F – Jonathan Lyles, APP
- N19** O – Billy Napier, FUR
D – Josh Cooper, FUR
F – Tyler Norman, WCU
- N26** O – Charles McNeill, UTC
D – Josh Cain, UTC
F – Cedrick Ritter, FUR
- 2002**
- S2** O – Jeff Zolman, WOF
D – Rod Dunlap, WCU
F – Donnie Johnston, VMI
- S9** O – Joey Gibson, VMI
D – David Young, GSU
F – Jermaine Austin, GSU
- S16** O – Billy Napier, FUR
D – Cliff Washburn, CIT
F – Brad West, APP
- S23** O – Jesse McCoy, WOF
D – Montreal Harkley, ETSU
F – Jim Thurman, WOF
- S30** O – Joe Burchette, APP
D – Josh Jeffries, APP
F – Jermaine Austin, GSU
- O7** O – Jesse McCoy, WOF
D – Josh Cain, UTC
F – Jim Thurman, WOF
- O14** O – Chaz Williams, GSU
D – Josh Jeffries, APP
F – Gary Price, VMI
- O21** O – Chaz Williams, GSU

- O28** D – Lamar Beam, ETSU
F – Sean Mizzer, VMI
O – Manny DeShauteurs, WCU
D – Roland Harris, WOF
F – Gabriel Jackson, WOF
- N4** O – Jesse McCoy, WOF
D – Scott Cornatzer, APP
F – Sean Mizzer, VMI
- N11** O – Chaz Williams, GSU
D – Anthony Jones, WOF
F – Richie Williams, APP
- N18** O – Billy Napier, FUR
D – Chris Walsh, VMI
F – Jermaine Austin, GSU
- N25** O – Jeff Klein, CIT
D – Rodney Johnson, FUR
F – William Freeman, FUR
- 2003**
- S1** O – Ern Mills, CIT
D – Cam Newton, FUR
F – Chad Nkang, Elon
- S8** O – Jermaine Austin, GSU
D – Teddie Whitaker, WOF
F – Carl Meadows, ETSU
- S15** O – Gaven Varner, ETSU
D – Allen Davis, ETSU
Mike Warren, Elon
F – Carl Meadows, ETSU
- S22** O – Brian Gaither, WCU
D – William Freeman, FUR
F – Kevious Johnson, WOF
- S29** O – Lamont Seward, WCU
D – James Burchett, GSU
F – Mike Cullen, ETSU
- O6** O – J.R. McNair, WOF
Alonzo Nix, UTC
D – Timmy Thrift, WOF
F – Alan Atwater, APP
- O13** O – Trey Hunter, GSU
D – K.T. Stovall, APP
F – Nicholas Wishart, WCU
- O20** O – Nehemiah Broughton, CIT
D – Tony Tiller, ETSU
F – Corey Lynch, APP
- O27** O – Vinnie Miroth, UTC
D – Teddie Whitaker, WOF
F – Josh Stepp, FUR
- N3** O – Jermaine Austin, GSU
D – Matt Nelson, WOF
F – Alan Atwater, APP
- N10** O – Sean Holland, GSU
D – Sam Smalls, APP
F – Kevious Johnson, WOF
- N17** O – Gaven Varner, ETSU
Ern Mills, CIT
D – K.T. Stovall, APP
F – Carl Meadows, ETSU
- N24** O – Gaven Varner, ETSU
Bo Moore, FUR
D – Nick McNeil, WCU
F – Carl Meadows, ETSU
- 2004**
- S6** O – Ingle Martin, FUR
D – Travis Hill, WCU
F – Scott Beckler, FUR
- S13** O – Richie Williams, APP
D – Cam Newton, FUR
F – Antonio Miller, UTC
- S20** O – Richie Williams, APP
D – William Freeman, FUR
F – Kye Hamilton, Elon
- S27** O – Jermaine Austin, GSU
D – William Freeman, FUR
F – Brian Kemp, WOF
- O4** O – Chaz Williams, GSU
D – Jeremy Wiggins, APP
F – Trey Elder, APP
- O11** O – Richie Williams, APP
D – Dwayne Ijames, Elon
F – Cedrick Gipson, FUR
- O18** O – John Taylor, Elon
D – Lee Basinger, WOF
F – Jayson Foster, GSU
- O25** O – DaVon Fowlkes, APP
D – Greg McConico, UTC
F – Montrell Lee, CIT
- N1** O – Cedric Stevens, UTC
D – Travis Hill, WCU
F – Jayson Foster, GSU
- N8** O – DaVon Fowlkes, APP

- N15** D – William Freeman, FUR
F – Jerome Felton, FUR
O – Isaac West, FUR
D – Bruce Lee, WCU
F – Andrew Jones, FUR
- N22** O – Ingle Martin, FUR
D – Justin Franklin, WOF
F – Cedrick Gipson, FUR
- 2005**
- S5** O – Jermaine Austin, GSU
D – Jeff Phillips, UTC
F – Zach McAlister, Elon
- S12** O – Darius Fuge, WCU
D – Larry White, UTC
F – Chris Tommie, WOF
- S19** O – Kevin Richardson, APP
D – Katon Bethay, WOF
F – Zach McAlister, Elon
- S26** O – Richie Williams, APP
D – Marques Murrell, APP
F – Joel Bell, FUR
- O3** O – Ingle Martin, FUR
D – Porter Johnson, CIT
F – Matt Wise, GSU
- O10** O – Richie Williams, APP
D – William Freeman, FUR
F – Dedrick Bynam, GSU
- O17** O – Kevin Richardson, APP
D – Chad Nkang, Elon
F – Joe Baptiste, Elon
- O24** O – Richie Williams, APP
D – Carlton Bailey, WCU
F – Larry Beard, GSU
- O31** O – Richie Williams, APP
Eldra Buckley, UTC
Jayson Foster, GSU
D – Andrew Rowell, CIT
F – Jarvis Newson, UTC
- N7** O – Eldra Buckley, UTC
D – William Freeman, FUR
F – Brandon Williams, FUR
- N14** O – Richie Williams, APP
D – Marques Murrell, APP
F – Ben Carnell, CIT
- N21** O – Ingle Martin, FUR
D – Porter Johnson, CIT
F – Dane Romero, WOF
- 2006**
- S4** O – Eldra Buckley, UTC
D – Chad Nkang, Elon
F – Jordan Sorrells, FUR
- S11** O – Chris Covington, GSU

- S18** D – Pierre Banks, APP
F – Karlos Sullivan, Elon
O – Renaldo Gray, FUR
D – Chris Johnson, UTC
F – Gary Tharrington, APP
- S25** O – Jerome Felton, FUR
D – Jeremy Wiggins, APP
F – Armanti Edwards, APP
O – Duran Lawson, CIT
D – Corey Weaver, Elon
F – Armanti Edwards, APP
- O9** O – Wes Pope, Elon
D – Jeremy Wiggins, APP
F – Armanti Edwards, APP
- O16** O – Travis Clark, GSU
D – Corey Lynch, APP
F – Jordan Sorrells, FUR
- O23** O – Tory Cooper, CIT
D – Chris Camacho, UTC
F – Armanti Edwards, APP
Jordan Sorrells, FUR
- O30** O – Kevin Richardson, APP
D – Corey Lynch, APP
James Gonsoulin, WOF
F – Nolan Ward, Elon
- N5** O – Kevin Richardson, APP
Michael Hobbs, WOF
D – Chad Nkang, Elon
F – Erroll Wynn, UTC
- N12** O – Tory Cooper, CIT
D – Chad Nkang, Elon
F – Armanti Edwards, APP
- N19** O – Duran Lawson, CIT
D – Kevin Adleman, WOF
F – Andre Roberts, CIT
Ron Flott, WOF

In 2007, the Southern Conference added a special teams player of the week to the list of honorees each week.

- 2007**
- S3** O – Armanti Edwards, APP
D – Corey Lynch, APP
S – Patrick Mugan, WOF
F – Scott Riddle, Elon
- S10** O – Jayson Foster, GSU
Trey Elder, APP
D – Gary Blount, WCU
S – Johnathan Synovec, CIT
F – Scott Riddle, Elon
- S17** O – Jayson Foster, GSU
D – Anthony Williams, APP
S – Jonathan Parsons, WCU



Elon quarterback Scott Riddle took six weekly honors in 2007, earning three SoCon offensive player of the week awards and three freshman of the week awards.

PLAYERS OF THE WEEK

#SoConFB

- S 24 F – Zeke Rozier, GSU
O – Terrell Hudgins, Elon
D – Dan Tavani, WOF
S – Jonathan Parsons, WCU
Craig Camay, UTC
- O 1 F – E.J. Webb, GSU
O – Kevin Richardson, APP
Kevious Johnson, WOF
D – Quinton Phillips, WCU
S – Michael Mayers, Elon
F – Chris Teal, GSU
- O 8 O – Scott Riddle, Elon
D – Thomas Twitty, FUR
S – Jesse Hartley, GSU
F – Adam Hearn, WCU
- O 15 O – Duran Lawson, CIT
D – Chris Camacho, UTC
S – Andrew Wilcox, Elon
F – Mike Brown, FUR
- O 22 O – Scott Riddle, Elon
D – Quinton Phillips, WCU
S – Mike Adams, CIT
F – Billy Lowe, GSU
- O 29 O – Scott Riddle, Elon
D – Corey Lynch, APP
S – Jesse Hartley, GSU
F – Marquel Pittman, WCU
- N 5 O – Armanti Edwards, APP
Jayson Foster, GSU
D – William Middleton, FUR
S – Jesse Hartley, GSU
F – Scott Riddle, Elon
- N 12 O – Kevin Richardson, APP
D – Julian Hicks, FUR
S – Sean Lees, WOF
F – Bart Blanchard, CIT
- N 19 O – Renaldo Gray, FUR
D – D.J. Smith, APP
S – Mike Adams, CIT
F – Brandon Wiggins, Elon

2008

- S 1 O – Dane Romero, WOF
D – Jacque Roman, APP
S – Andre Roberts, CIT
F – Asheton Jordan, CIT
- S 8 O – Robert Welton, APP
D – Brandon Williams, FUR
S – Karlos Sullivan, Elon
F – Mitch Allen, WOF
- S 15 O – Antonio Henton, GSU
D – Quintin Phillips, WCU
S – Bo Williamson, Elon
F – A.J. Harris, Elon
- S 22 O – Terrell Hudgins, Elon
D – Reggie Rice, CIT
S – Andrew Wilcox, Elon
F – Quan Warley, WCU
- S 29 O – Devin Radford, APP
D – Seth Goldwire, WOF
S – Andrew Wilcox, Elon
F – Demarcus Watts, GSU
- O 6 O – Armanti Edwards, APP
D – Cortez Gilbert, APP
S – Bob Hooper, SAM
F – Dustin Taliaferro, SAM
- O 13 O – Armanti Edwards, APP
D – D.J. Smith, APP
S – Andrew Wilcox, Elon
F – Zack Jaynes, WCU
- O 20 O – Armanti Edwards, APP
D – William Middleton, FUR
S – Raja Andrews, GSU
F – Jamal Shuman, Elon
- O 27 O – Chris Evans, SAM
D – Patrick Hatcher, SAM
S – Patrick Bolen, GSU
F – Quan Warley, WCU
- N 3 O – Armanti Edwards, APP
D – Mark LeGree, APP
S – Blake Cain, WCU
F – Brian Quick, APP
- N 10 O – Dane Romero, WOF
D – Andy Davis, SAM
S – Bob Hooper, SAM
F – Dustin Taliaferro, SAM
- N 17 O – Lee Chapple, GSU
D – Dion Dubose, GSU
S – Andre Roberts, CIT
F – Terrell Dallas, CIT
- N 24 O – DeAndre Presley, APP
D – Adrian McLeod, WCU

- S – Asheton Jordan, CIT
F – DeAndre Presley, APP

2009

- S 7 O – Jordan Sorrells, FUR
D – Joseph Boateng, CIT
S – Lance Camp, Elon
F – Jamere Valentine, GSU
- S 14 O – Jamal Shuman, Elon
D – Max Lerner, FUR
S – Craig Camay, UTC
F – Chris Awuah, UTC
- S 21 O – Bryan Fitzgerald, UTC
D – Ryan Consiglio, UTC
S – Mike Hammons, UTC
F – SeQuan Stanley, WOF
- S 28 O – Scott Riddle, Elon
Bart Blanchard, CIT
D – D.J. Smith, APP
S – Matthew Cesari, FUR
F – Ryan Consiglio, UTC
- O 5 O – Terrell Hudgins, Elon
D – Kadarron Anderson, FUR
S – Adrian Mora, GSU
F – Van Dyke Jones, CIT
- O 12 O – Devon Moore, APP
D – Josh Beard, UTC
S – Bob Hooper, SAM
F – Adam Shreiner, Elon
- O 19 O – Armanti Edwards, APP
D – Mark LeGree, APP
S – Jason Vitaris, APP
F – Dion Wilson, WCU
- O 26 O – Miguel Starks, CIT
D – Karlos Sullivan, Elon
S – A.J. Harris, Elon
F – Van Dyke Jones, CIT
- N 2 O – Armanti Edwards, APP
D – Cortez Allen, CIT
S – Adam Shreiner, Elon
F – Tommy Edwards, CIT
- N 9 O – Brandon Newsome, Elon
D – Bryce Smith, SAM
S – Trent Hawk, FUR
F – Michael Johnson, WCU
- N 16 O – Chris Evans, SAM
D – Mark LeGree, APP
S – Craig Camay, UTC
F – Joshua Williams, UTC
- N 23 O – Jordan Sorrells, FUR
D – Nathan Wade, FUR
S – Bob Hooper, SAM
F – Michael Johnson, WCU

2010

- S 6 O – DeAndre Presley, APP
D – Brandon Wiggins, Elon
S – Adrian Mora, GSU
F – Matt Thompson, CIT
- S 13 O – Brian Quick, APP
D – Ryan Consiglio, UTC
S – Mike Hammons, UTC
F – Quin Roberson, SAM
- S 20 O – Joel Bradford, UTC
Adam Mims, FUR
D – Torez Jones, WCU
S – Jason Vitaris, APP
F – Shawn Boone, FUR
- S 27 O – DeAndre Presley, APP
D – Laron Scott, GSU
S – Sam Martin, APP
F – Kadeem Wise, UTC
- O 4 O – Eric Breitenstein, WOF
D – Adam Hearn, WCU
S – Cameron Yaw, SAM
F – Brandon Pechloff, WCU
- O 11 O – DeAndre Presley, APP
D – Jamael Lett, SAM
S – Cass Couey, CIT
F – Keon Williams, UTC
- O 18 O – DeAndre Presley, APP
D – Ryan Steed, FUR
S – Donovan Johnson, WOF
F – Ray Early, FUR
- O 25 O – Joel Bradford, UTC
D – Jabari Fletcher, APP
S – Mike Rucker, WOF
F – Deja Alexander, WCU
- N 1 O – A.J. Harris, Elon
D – Jabari Fletcher, APP
S – Sam Martin, APP
F – Brandon Brant, Elon



Appalachian State punter/place kicker Sam Martin earned special teams player of the week honors twice in 2010.

- N 8 O – Eric Breitenstein, WOF
D – Ameet Pall, WOF
S – Brian Sutherland, UTC
F – Robert Brown, GSU
- N 15 O – Devon Moore, APP
D – Brent Russell, GSU
S – Jason Vitaris, APP
F – Robert Brown, GSU
- N 22 O – Scott Riddle, Elon
D – Demetrius Jackson, CIT
S – Cameron Yaw, SAM
F – Ben Dupree, CIT

2011

- S 5 O – Jerodis Williams, FUR
D – Alvin Scioneaux, WOF
F – Deion Stanley, GSU
S – Sam Martin, APP
- S 12 O – Joel Bradford, UTC
D – Wes Dothard, UTC
F – Shaun Warren, WCU
S – Chas Short, FUR
- S 19 O – Aaron Mellette, FUR
D – Wes Dothard, UTC
F – Marquis Green, UTC
S – Sam Martin, APP
- S 26 O – Chris Forcier, FUR
D – Jeremy Kimbrough, APP
F – Ezayi Youyoute, GSU
S – Adam Shreiner, Elon
- O 3 O – Chris Forcier, FUR
D – Rod Harland, CIT
F – Dominique Swope, GSU
S – George Richardson, WCU
- O 10 O – Robert Brown, GSU
D – Alvin Hines, SAM
F – Terrell Robinson, UTC
S – Brenton Bersin, WOF
- O 17 O – Fabian Truss, SAM
D – Corey White, SAM
F – Terrell Robinson, UTC
S – Adrian Mora, GSU
- O 24 O – Jerodis Williams, FUR
D – Wes Dothard, UTC
F – Terrell Robinson, UTC
S – Travaris Cadet, APP
- O 31 O – Eric Breitenstein, WOF
D – Mitch McGrath, FUR
F – Ronald Blair, APP
S – Fabian Truss, SAM
- N 7 O – Chris Forcier, FUR
D – Josh Williams, UTC
F – Deion Stanley, GSU
S – Joel Bradford, UTC
- N 14 O – Thomas Wilson, Elon
D – Joshua Jones, Elon
F – Dominique Swope, GSU
S – Drew Stewart, APP
- N 21 O – Aaron Mellette, Elon
D – Ryan Consiglio, UTC

- F – Dominique Swope, GSU
S – Laron Scott, GSU

2012

- S 3 O – Eric Breitenstein, WOF
D – Chris Billingslea, CIT
F – Troy Mitchell, WCU
S – Sam Martin, APP
- S 10 O – Jamal Jackson, APP
D – Jaquiski Tartt, SAM
F – Reese Hannon, FUR
S – Thomas Warren, CIT
- S 17 O – Ben Dupree, CIT
D – Carson Smith, CIT
F – Michael Weimer, WOF
S – Fabian Truss, SAM
- S 24 O – Fabian Truss, SAM
D – Brandon Grier, APP
F – James Bradberry, SAM
S – Alex Hanks, GSU
- O 1 O – Eric Breitenstein, WOF
D – Kadeem Wise, UTC
F – Sean Price, APP
S – Jerodis Williams, FUR
- O 8 O – Jamal Jackson, APP
D – Jaquiski Tartt, SAM
F – James Dean, GSU
S – Ray Early, FUR
- O 15 O – Dominique Swope, GSU
D – Rock Williams, WCU
F – Jacob Huesman, UTC
S – Sam Martin, APP
- O 22 O – Thomas Wilson, Elon
D – Tarek Odom, WOF
F – Troy Mitchell, WCU
S – Tony Washington, APP
- O 29 O – Steven Miller, APP
D – Marcus McMorris, FUR
F – Jacob Huesman, UTC
S – Kasey Redfern, WOF
- N 5 O – Sean Price, APP
D – Troy Sanders, APP
F – Sean Price, APP
S – Cameron Yaw, SAM
- N 12 O – Jerick McKinnon, GSU
D – Derek Douglas, CIT
F – Jacob Huesman, UTC
S – Sam Martin, APP
- N 19 O – Jacob Huesman, UTC
D – Alvin Scioneaux, WOF
F – Jacob Huesman, UTC
S – Nick Pollard, UTC

2013

- S 2 O – Dominique Swope, RB, GSU
D – Jaquiski Tartt, DB, SAM
F – John Law, LB, APP
S – Fabian Truss, KR/RB, SAM
- S 9 O – Keon Williams, RB, UTC
D – Justin Shade, LB, SAM

PLAYERS OF THE WEEK



- S 16** F – B.J. Bennett, RB, Elon
S – Bentlee Critcher, P, APP
O – Keon Williams, RB, UTC
D – Josh Kimberlin, DB, SAM
F – Kevin Ellison, QB, GSU
- S 23** O – Jairus Hollman, DB, FUR
S – Ben Dupree, QB, CIT
D – John Law, LB, APP
F – Marcus Cox, RB, APP
S – David Petroni, P, Elon
- S 30** O – Andy Summerlin, QB, SAM
D – T.J. Warren, LB, FUR
F – Marcus Cox, RB, APP
S – Younghoe Koo, PK, GSU
- O 7** O – Andy Summerlin, QB, SAM
D – Chandler Wrightenberry, DB, ETSU
F – Duncan Fletcher, QB, FUR
S – Thomas Warren, PK, CIT
- O 14** O – Jerick McKinnon, QB, GSU
D – Davis Tull, DL, UTC
F – Kevin Ellison, QB, GSU
S – Kasey Redfern, PK/P, WOF
- O 21** O – Michael Weimer, QB, WOF
D – Wes Dothard, LB, UTC
F – Marcus Cox, RB, APP
S – Ray Early, PK/P, FUR
- O 28** O – Kameron Bryant, QB, APP
D – Muhasibi Wakeel, LB, UTC
F – Garry Lewis, RB, WCU
S – Richard Sigmon, PK/P, WCU
- N 4** O – Jacob Huesman, QB, UTC
D – Ira McCune, DE, FUR
F – Marcus Cox, RB, APP
S – Ray Early, PK/P, FUR
- N 11** O – Ben Dupree, QB, CIT
D – Marcus McMorris, LB, FUR
F – Nakevion Leslie, LB, UTC
S – Nick Pollard, PK/P, UTC
- N 18** O – Kevin Ellison, QB, GSU
D – Jaquiski Tartt, DB, SAM
F – Marcus Cox, RB, APP
S – Ray Early, PK/P, FUR
- N 25** O – Andy Summerlin, QB, SAM
D – Cory Magwood, LB, FUR
F – Marcus Cox, RB, APP
S – Kierre Brown, RS, Elon
- 2014**
- S 1** O – Troy Mitchell, QB, WCU
D – Gary Wilkins, DL, FUR
F – Al Cobb, QB, VMI
S – David Marvin, P/PK, WOF
- S 8** O – Darius Ramsey, RB, WCU
D – Gary Wilkins, DL, FUR
F – Lucas Webb, DB, UTC
S – Jon Croft Hollingsworth, P/PK, FUR
- S 15** O – Aaron Sanders, WR, VMI
D – Daniel Riddle, LB, WCU
F – Alex Lakes, RB, MER
S – Tommy Hudson, WR/KR, UTC
- S 22** O – Denzel Williams, RB, SAM
D – Josh Kimberlin, DB, SAM
F – Krondis Larry, RB, SAM
S – Chandler Curtis, WR/KR, MER
- S 29** O – Spearman Robinson, WR, WCU
D – Davis Tull, DL, UTC
F – Chandler Curtis, WR/KR, MER
S – Tommy Hudson, WR/KR, UTC
- O 6** O – Jacob Huesman, QB, UTC
D – Mitchell Jeter, DE, CIT
F – P.J. Blazejowski, QB, FUR
S – Chandler Curtis, WR/KR, MER
- O 13** O – Aaron Miller, QB, CIT
D – Christon Gill, LB, WCU
F – Cam Jackson, RB, CIT
S – Detrez Newsome, RB/KR, WCU
- O 20** O – Spearman Robinson, WR, WCU
D – Jaleel Lorquet, DB, WCU
F – Al Cobb, QB, VMI
S – Henrique Ribeiro, K, UTC
- O 27** O – Jacob Huesman, QB, UTC
D – Trey Morgan, DB, WCU
F – Detrez Newsome, RB, WCU
S – Deion Pierre, LB, SAM
- N 3** O – Keon Williams, RB, UTC
D – Dee Delaney, DB, CIT
F – Al Cobb, QB, VMI
S – Henrique Ribeiro, K, UTC
- N 10** O – Aaron Miller, QB, CIT
D – Justin Cooper, LB, SAM
F – P.J. Blazejowski, QB, FUR
S – Nick Pollard, P, UTC

- N 17** O – Troy Mitchell, QB, WCU
D – Justin Cooper, LB, SAM
F – P.J. Blazejowski, QB, FUR
S – Greg Peranich, P, SAM
- N 25** O – Jacob Huesman, QB, UTC
D – Malik Diggs, DB, CIT
F – Al Cobb, QB, VMI
S – Greg Peranich, P, SAM

In 2015, the Southern Conference began honoring offensive, defensive and special teams performers each week.

- 2015**
- S 7** O – Michael Eubank, QB, SAM
D – Tevin Floyd, LB, CIT
S – Henrique Ribeiro, P/PK, UTC
- S 14** O – John Russ, QB, MER
D – Justin Cooper, LB, SAM
S – Dillon Christopher, PK, VMI
- S 21** O – Jacob Huesman, QB, UTC
D – Trey Robinson, S, FUR
S – Jon Croft Hollingsworth, P/PK, FUR
- S 28** O – Jacob Huesman, QB, UTC
D – Keionta Davis, DL, UTC
S – Brian Ross, DE, FUR
- O 5** O – Detrez Newsome, RB, WCU
D – Drake Michaelson, LB, WOF
S – Logan Howard, PK, WCU
- O 12** O – Michael Eubank, QB, SAM
D – Tevin Floyd, LB, CIT
S – Henrique Ribeiro, P/PK, UTC
- O 19** O – Karel Hamilton, WR, SAM
D – Dee Delaney, DB, CIT
S – Henrique Ribeiro, P/PK, UTC
- O 26** O – Aaron Sanders, WR, VMI
D – Daniel Riddle, LB, WCU
S – Henrique Ribeiro, P/PK, UTC
- N 2** O – Jacob Huesman, QB, UTC
D – Cory Magwood, LB, FUR
S – Jon Croft Hollingsworth, P/PK, FUR
- N 9** O – Troy Mitchell, QB, WCU
D – Quinlan Washington, LB, CIT
S – Anthony Pistelli, PK, SAM
- N 16** O – Jacob Huesman, QB, UTC
D – Zach Jackson, S, MER
S – Anthony Pistelli, PK, SAM
- N 23** O – Tyler Renew, RB, CIT
D – Daniel Riddle, LB, WCU
S – Anthony Pistelli, PK, SAM
- 2016**
- S 5** O – Tyler Renew, RB, CIT
D – Jaleel Green, DB, WOF
S – JJ Jerman, PK, ETSU
- S 12** O – Tyrie Adams, QB, WCU
D – Dee Delaney, DB, CIT

- S 19** S – Austin Barnard, P, SAM
O – Austin Herink, QB, ETSU
D – Nakevion Leslie, LB, UTC
S – DeAndre Schoultz, KR, CIT
- S 26** O – Derrick Craine, RB, UTC
D – Ryan Francis, LB, VMI
S – Henrique Ribeiro, P/PK, UTC
- O 3** O – Devlin Hodges, QB, SAM
D – Joe Crochet, LB, CIT
S – Henrique Ribeiro, P/PK, UTC
- O 10** O – Devlin Hodges, QB, SAM
D – Montrell Pardue, DB, UTC
S – David Marvin, P/PK, WOF
- O 17** O – Devlin Hodges, QB, SAM
D – Nakevion Leslie, LB, UTC
S – Cody Clark, PK, CIT
- O 24** O – Karel Hamilton, WR, SAM
D – Kailik Williams, DB, CIT
S – David Marvin, P/PK, WOF
- O 31** O – Detrez Newsome, RB, WCU
D – Paul Hunter, DB, ETSU
S – David Howerton, QB, WOF
- N 7** O – Tyler Renew, RB, CIT
D – Keion Crossen, DB, WCU
S – David Marvin, P/PK, WOF
- N 14** O – Devlin Hodges, QB, SAM
D – Jonathan King, DL, CIT
S – Lennox McAfee, RS, WOF
- N 21** O – John Russ, QB, MER
D – Terrance Morris, LB, WOF
S – JJ Jerman, PK, ETSU
- 2017**
- S 4** O – Tyrie Adams, QB, WCU
D – Malik Rivera, S, WOF
S – Luke Carter, P/K, WOF
- S 11** O – Detrez Newsome, RB, WCU
D – Devin Watson, CB, WOF
S – Cole Fisher, K, MER
- S 18** O – Dominique Allen, QB, CIT
D – Dylan Weigel, LB, ETSU
S – Austin Barnard, P, SAM
- S 25** O – Tyrie Adams, QB, WCU
D – Keion Crossen, DB, WCU
S – JJ Jerman, K, ETSU
- O 2** O – Devlin Hodges, QB, SAM
D – Tahjai Watt, LB, WCU
S – Logan McCarter, WR/RS, FUR
- O 9** O – Andre Stoddard, FB, WOF
D – Lee Bennett, LB, MER
S – Luke Carter, P/K, WOF
- O 16** O – Brandon Goodson, QB, WOF
D – John Brannon III, DB, WCU
S – Jon Croft Hollingsworth, P/K, FUR
- O 23** O – Devlin Hodges, QB, SAM
D – Omari Williams, DB, SAM
S – Joshua Gibson, K, WCU

- O 30** O – Antonio Wilcox, RB, FUR
D – Tae Davis, LB, UTC
S – Victor Ulmo, K, UTC
- N 6** O – Detrez Newsome, RB, WCU
D – Devin Watson, CB, WOF
S – Luke Carter, P/K, WOF
- N 13** O – Tyrie Adams, QB, WCU
D – Lee Bennett, LB, MER
S – Chandler Curtis, WR/RS, MER
- N 20** O – Kelvin McKnight, WR, SAM
D – Shaheed Salmon, LB, SAM
S – Marshall Cooper, LB, UTC
- 2018**
- S 3** O – Bryce Nunnally, WR, UTC
D – Noah Dawkins, LB, CIT
S – Mitchell Fineran, PK, SAM
- S 10** O – Bryce Nunnally, WR, UTC
D – Aaron Harris, LB, SAM
S – Mitchell Fineran, PK, SAM
- S 17** O – Robert Riddle, QB, MER
D – Jared Folks, LB, ETSU
S – Cole Fisher, PK, MER
- S 24** O – Reece Udinski, QB, VMI
D – Marshall Cooper, LB, UTC
S – Rod Johnson, RB/KR, CIT
- O 1** O – Tyrie Adams, QB, WCU
D – Nasir Player, DL, ETSU
S – Dejuan Bell, WR/RS, FUR
- O 8** O – Devlin Hodges, QB, SAM
D – Tre'Shun Floyd, LB, SAM
S – Mitchell Fineran, PK, SAM
- O 15** O – Harris Roberts, QB, FUR
D – Tyree Robinson, DB, ETSU
S – JJ Jerman, PK, ETSU
- O 22** O – Tyrie Adams, QB, WCU
D – Ahmad Gooden, DL, SAM
S – Grayson Atkins, P/K, FUR
- O 29** O – Tyrie Adams, QB, WCU
D – Donovan Perryman, LB, FUR
S – Grayson Atkins, P/K, FUR
- N 5** O – Devlin Hodges, QB, SAM
D – Artevius Smith, DB, ETSU
S – Grayson Atkins, P/K, FUR
- N 12** O – Brandon Rainey, QB, CIT
D – Aron Spann III, DB, CIT
S – Stephen Houzah, WR/RS, MER
- N 19** O – Devlin Hodges, QB, SAM
D – Adrian Hope, BAN, FUR
S – Will Horton, PK, WCU
- 2019**
- S 2** O – Chris Oladokun, QB, SAM
D – Marshall Cooper, LB, UTC
S – Grayson Atkins, P/K, FUR
- S 9** O – Darren Grainger, QB, FUR
D – Kaleb Tucker, DB, VMI
S – Sean-Thomas Faulkner, DB, CIT
- S 16** O – Chris Oladokun, QB, SAM
D – Braden Gilby, LB, FUR
S – Jacob Godek, K, CIT
- S 23** O – Chris Oladokun, QB, SAM
D – Jireh Wilson, LB, WOF
S – Grayson Atkins, P/K, FUR
- S 30** O – Liam Welch, QB, SAM
D – Artevius Smith, DB, ETSU
S – Mitchell Fineran, PK, SAM
- O 7** O – Devin Wynn, TB, FUR
D – Ty Boeck, LB, UTC
S – Grant Clemons, K, VMI
- O 14** O – Alex Ramsey, RB, VMI
D – Marquise Blount, LB, CIT
S – Grant Clemons, K, VMI
- O 21** O – Joe Newman, QB, WOF
D – Marquise Blount, LB, CIT
S – Jacob Godek, K, CIT
- O 28** O – Joe Newman, QB, WOF
D – Artevius Smith, DB, ETSU
S – Grayson Atkins, P/K, FUR
- N 4** O – Donnavan Spencer, RB, WCU
D – Sidney Otiwu, LB, MER
S – Julian Pletz, PK, WCU
- N 11** O – Devin Wynn, TB, FUR
D – Ty Harris, LB, WCU
S – Grayson Atkins, P/K, FUR
- N 18** O – Quay Holmes, RB, ETSU
D – Jayden Pauling, LB, WCU
S – Montrell Washington, WR/KR, SAM
- N 25** O – Jakob Herres, WR, VMI
D – Jarrod Richmond, DL, VMI
S – Grayson Atkins, P/K, FUR



Mercer's Chandler Curtis was honored three times in 2014, taking special teams player of the week honors twice and freshman of the week honors once.

Fourteen times

Adrian Peterson, GSU (1998-01)

Thirteen times

Armanti Edwards, APP (2006-09)
Jacob Huesman, UTC (2012-15)

Nine times

Dexter Coakley, APP (1993-96)
Richie Williams, APP (2002, '04-05)
Devlin Hodges, SAM (2016-18)

Eight times

Brian Ruff, CIT (1974-76)
John Settle, APP (1984-86)
Thomas Haskins, VMI (1993-96)
Louis Ivory, FUR (1998-01)
Scott Riddle, Elon (2007, '09-10)
Henrique Ribeiro, UTC (2014-16)
Grayson Atkins, FUR (2018-19)

Seven times

Bob Schweickert, VT (1963-64)
Chris Parker, MAR (1992-95)
Jesse McCoy, WOF (1999, '02)
Jermaine Austin, GSU (2002-05)
William Freeman, FUR (2002-05)
Sam Martin, APP (2010-12)
Tyrie Adams, WCU (2016-18)

Six times

Dino Hackett, APP (1984-85)
Michael Payton, MAR (1990-92)
Greg Hill, GSU (1996-99)
Will Bouton, FUR (1998-01)
Lamont Seward, WCU (2000, '03)
Jayson Foster, GSU (2004-05, '07)
Kevin Richardson, APP (2005-07)
DeAndre Presley, APP (2008, '10)
Marcus Cox, APP (2013)
Detrez Newsome, WCU (2014-17)

Five times

Dan Darragh, WM (1965-67)
Bruce Ghesling, FUR (1979-81)
Derrick Hollins, ETSU (1990)
James Roberts, UTC (1989, '91)
Tony Scales, VMI (1989-91)
Chip Hooks, APP (1991)
Roger Johnson, MAR (1991-93)
Greg Ryan, ETSU (1993-95)
Todd Wells, ETSU (1997, '00)
Chad Nkang, Elon (2003, '05-06)
Corey Lynch, APP (2003, '06-07)
Jordan Sorrells, FUR (2006, '09)
Eric Breitenstein, WOF (2010-12)
Dominique Swope, GSU (2011-13)
Fabian Truss, SAM (2011-13)
Ray Early, FUR (2010, '12-13)
Troy Mitchell, WCU (2012, '14-15)

Four times

Allen McCune, WVU (1964-65)
George Pearce, WM (1965)
Gordon Slade, DAV (1968-69)
Phil Mosser, WM (1970-71)
Carlester Crumpler, ECU (1972-73)
Bill Deery, WM (1972-74)
Tom Rozantz, WM (1975-76)
Mike Pusey, WCU (1977-79)
Stump Mitchell, CIT (1979-80)
Floyd Allen, VMI (1979, '81)
Melvin Rucker, VMI (1980-81)
Tony Petersen, MAR (1986-87)
Gene Brown, CIT (1988)
Junior Jackson, UTC (1986, '89)
D.J. Campbell, APP (1989)
John Gregory, MAR (1988-89)
Kevin Thigpen, WCU (1990-91)
Jack Douglas, CIT (1990-91)
Carl Tremble, FUR (1990, '92)
William King, MAR (1992-93)
Kerry Hayes, WCU (1991, '94)
Damon Scott, APP (1993, '95-96)
Randy Moss, MAR (1996)
Braniff Bonaventure, FUR (1993, '95-96)
Brian Edwards, ETSU (1994, '97)
Chris Sanders, UTC (1999-00)
Joe Burchette, APP (2000-02)
Josh Cain, UTC (1999, '01-02)
Josh Jeffries, APP (2000-02)
Billy Napier, FUR (1999, '01-02)
Carl Meadows, ETSU (2003)
Chaz Williams, GSU (2002, '04)
Ingle Martin, FUR (2004-05)
Andrew Wilcox, Elon (2007-08)
Bob Hooper, SAM (2008-09)
Joel Bradford, UTC (2010-11)

Ryan Consiglio, UTC (2009-11)
Wes Dothard, UTC (2011, '13)
Ben Dupree, CIT (2010, '12-13)
Jaquiski Tardt, SAM (2012-13)
Keon Williams, UTC (2010, '13-14)
Al Cobb, VMI (2014)
David Marvin, WOF (2014, '16)
Jon Croft Hollingsworth, FUR (2014-15, '17)
Chandler Curtis, MER (2014, '17)
JJ Jerman, ETSU (2016-18)
Mitchell Fineran, SAM (2018-19)

Three times

Buster O'Brien, UR (1968)
Tony Passander, CIT (1968-69)
Walker Gillette, UR (1968-69)
Pat Turchetta, UR (1967-69)
Dick Irvin, UR (1968-69)
Ken Totherow, DAV (1969-70)
Charlie Richards, UR (1969-70)
Jeff Varnadoe, CIT (1970-71)
Billy Meyers, UR (1971-72)
Danny Kepley, ECU (1972-74)
Harry Knight, UR (1973-74)
Phil Upton, VMI (1972, '74)
Emmitt Hamilton, APP (1975, '77)
Gwain Durden, UTC (1979-80)
Steve Brown, APP (1978, '80)
Willis Yates, UTC (1979-81)
Anthony James, WCU (1981-82)
Stan Goodson, APP (1981-82)
Stanford Jennings, FUR (1981-83)
Larry Fourqurean, MAR (1981-83)
Robert Hill, CIT (1983-84)
Glenn Richardson, UTC (1983-85)
Bobby Lamb, FUR (1985)
Darryl Gardner, FUR (1986)
Dewey Klein, MAR (1988)
Jeff Blankenship, FUR (1986, '88)
George Searcy, ETSU (1989)
Frankie DeBusk, FUR (1988-89)
Shingo Weems, UTC (1990)
Rico Mack, APP (1990-91)
Lester Smith, CIT (1990-92)
Everette Sands, CIT (1992)
Avery Hall, APP (1991-92)
Kenyon Earl, UTC (1991, '93)
Lonnie Galloway, WCU (1992-93)
Shannon King, MAR (1992-93)
Todd Donnan, MAR (1991, '94)
B.J. Cohen, MAR (1994-95)
Chad Pennington, MAR (1995)
James Russell, ETSU (1994-96)
Ernest Crosby, FUR (1996-97)
Gerard Hardy, APP (1993, '96-97)
Daryl Skinner, APP (1997-98)
Stanley Myers, CIT (1995, '98)
Arkee Thompson, GSU (1998)
Carlos Locklyn, UTC (1996, '99)
Justin Hill, FUR (1997, '99)
Justin Fryer, WCU (2000-01)
David Young, GSU (1999, '02)
Gaven Varner, ETSU (2003)
Eldra Buckley, UTC (2005-06)
Jeremy Wiggins, APP (2004, '06)
Kevious Johnson, WOF (2003, '07)
Duran Lawson, CIT (2006-07)
Jesse Hartley, GSU (2007)
Quinton Phillips, WCU (2007-08)
Dane Romero, WOF (2005, '08)
Andre Roberts, CIT (2006, '08)
D.J. Smith, APP (2007-09)
Terrell Hudgins, Elon (2007-09)
Karlos Sullivan, Elon (2006, '08-09)
Mark LeGree, APP (2008-09)
Craig Camay, UTC (2007, '09)
A.J. Harris, Elon (2008-10)
John Vitaris, APP (2009-10)
Adam Shreiner, Elon (2009-11)
Robert Brown, GSU (2010-11)
Adrian Mora, GSU (2009-11)
Terrell Robinson, UTC (2011)
Chris Forcier, FUR (2011)
Jerodis Williams, FUR (2011-12)
Sean Price, APP (2012)
Cameron Yaw, SAM (2010, '12)
Kevin Ellison, GSU (2013)
Andy Summerlin, SAM (2013)
Nick Pollard, UTC (2012-14)
P.J. Blazewski, FUR (2014)
Justin Cooper, SAM (2014-15)
Daniel Riddle, WCU (2014-15)
Anthony Pistelli, SAM (2015)
Dee Delaney, CIT (2014-16)
Nakevion Leslie, UTC (2013, '16)
Tyler Renew, CIT (2015-16)
Luke Carter, WOF (2017)
Marshall Cooper, UTC (2017-19)

Chris Oladokun, SAM (2019)
Artevius Smith, ETSU (2018-19)

Two times

Joe Missar, CIT (1964)
Ronnie Smith, UR (1963-64)
Milt Clegg, WVU (1964)
Pack Hindsley, DAV (1965)
Hill Ellett, VMI (1965)
Garrett Ford, WVU (1965-66)
Jimmy Poole, DAV (1966)
Chuck Albertson, WM (1964, '66)
Jay Goolsby, CIT (1966-67)
George Wheeler, ECU (1967)
Robbie Hahn, FUR (1966-67)
Harvey Bauguess, FUR (1967)
Dave Holland, WM (1968-69)
Bob Herb, WM (1970)
Chuck Cross, FUR (1969-70)
Ken Nichols, UR (1971)
Monty Kiernan, ECU (1971)
Woody Montgomery, DAV (1971-72)
David Knight, WM (1971-72)
Mac Bowman, VMI (1971-72)
Pat Kelly, UR (1971, '73)
David Harper, DAV (1973)
Carl Summerell, ECU (1972-73)
Mike Copley, UR (1974)
Andrew Johnson, CIT (1974)
Ronnie Moore, VMI (1974-75)
Julius Thomas, APP (1974-75)
Jim Krus, WM (1976)
Larry Robinson, FUR (1975-76)
Mike Weaver, ECU (1975-76)
Pat Murphy, APP (1977-78)
Kennedy Caldwell, CIT (1977-78)
David Henderson, FUR (1977-78)
Ty Smith, WCU (1978)
Scott McConnell, APP (1976, '78)
Scott Wages, CIT (1978-79)
Ricky Smith, WCU (1977, '79)
John Creager, UTC (1978-79)
Tim Russell, CIT (1979)
Eddie Estes, APP (1978-79)
Tim Sorrells, FUR (1979-80)
Jeff Snipes, FUR (1979-80)
Ron Mixon, WCU (1980-81)
Glenn Bates, MAR (1982)
Shannon DePew, ETSU (1982)
Richard Dukes, WCU (1982-83)
David Charpia, FUR (1983)
Mark Bridgeman, FUR (1983)
Jerry Butler, ETSU (1982, '84)
Rock Hurst, FUR (1984)
Carl Fodor, MAR (1984)
Artis Edwards, UTC (1982, '84)
Jeff Gilbert, WCU (1984)
Tiger Greene, WCU (1984)
Gary Zingler, ETSU (1983-84)
David McCrary, UTC (1983-84)
Phillip Aldridge, UTC (1984-85)
Tim Couch, UTC (1985)
Herman Jacobs, ETSU (1983, '86)
Tim Sanders, APP (1985, '87)
Jeff Morgan, ETSU (1987)
Everett Spellman, WCU (1986-87)
Rick Harris, ETSU (1986, '88)
Mike Barber, MAR (1986, '88)
Michael Bryant, MAR (1988)
Bobby Fuller, APP (1988)
Scott Council, VMI (1988)
Ritchie Melchor, APP (1989)
Raymond Flowers, VMI (1989)
J.J. Davis, CIT (1990)
Donahue Stephenson, MAR (1990)
Kevin Kendrick, FUR (1989-90)
Harold Alexander, APP (1989, '91)
Jackie Washington, UTC (1988, '91)
Dewayne Arkadie, VMI (1989, '91)
Troy Brown, MAR (1991-92)
Ricky Carter, MAR (1992)
Marlon Anderson, VMI (1992)
Jim Richter, FUR (1992-93)
Tom Bodine, WCU (1992-93)
Milan Sterling, FUR (1992-93)
Jerry Ellison, UTC (1992-93)
Julius Grant, WCU (1992-93)
Johnny Smith, APP (1990, '94)
Scott Satterfield, APP (1993, '95)
Marques Stubbs, FUR (1995)
Charles Bostick, GSU (1993, '95)
Kenny Robinson, GSU (1994, '96)
Larry McCloud, MAR (1994, '96)
Scott Belcher, CIT (1995-96)
Brandon Walker, ETSU (1996)
Eric Kresser, MAR (1996)
Darius Hooks, WCU (1996-97)
Brent Rickman, FUR (1997)

Roderick Russell, GSU (1996-97)
Mario Hankerson, ETSU (1997)
Daryl Morrell, GSU (1997)
Bryan Dailer, FUR (1996-97)
Chuck Payne, APP (1996, '98)
Eric Johnson, WCU (1996, '98)
Aaron Mitchell, VMI (1998)
Marcus Johnson, CIT (1998)
Brad Hoover, WCU (1998)
Travis Wilson, WOF (1998)
Corey Hall, APP (1999)
John Keith, FUR (1999)
Richie Jackson, FUR (1998-99)
David Rivers, WCU (2000)
Josh Jeffries, APP (2000-01)
Fred Boateng, WCU (2000-01)
J.R. Revere, GSU (2000-01)
Michael Banks, WCU (1999, '01)
Josh Cooper, FUR (2000-01)
Joey Gibson, VMI (2000, '02)
Jim Thurman, FUR (2002)
Sean Mizzer, VMI (2002)
Teddie Whitaker, WOF (2003)
Alan Atwater, APP (2003)
Ern Mills, CIT (2003)
K.T. Stovall, APP (2003)
Cam Newton, FUR (2003-04)
Travis Hill, WCU (2004)
DaVon Fowlkes, APP (2004)
Isaac West, FUR (2001, '04)
Cedrick Gipson, FUR (2004)
Zach McAlister, Elon (2005)
Marques Murrell, APP (2005)
Porter Johnson, CIT (2005)
Jerome Felton, FUR (2004, '06)
Tory Cooper, CIT (2006)
Trey Elder, APP (2004, '07)
Jonathan Parsons, WCU (2007)
Chris Camacho, UTC (2006-07)
Renaldo Gray, FUR (2006-07)
Mike Adams, CIT (2007)
Brandon Williams, FUR (2005, '08)
William Middleton, FUR (2007-08)
Quan Warley, WCU (2008)
Dustin Taliaferro, SAM (2008)
Asheton Jordan, CIT (2008)
Jamal Shuman, Elon (2008-09)
Barth Blanchard, CIT (2007, '09)
Van Dyke Jones, CIT (2009)
Chris Evans, SAM (2008-09)
Michael Johnson, WCU (2009)
Brandon Wiggins, Elon (2007, '10)
Brian Quick, APP (2008, '10)
Mike Hammons, UTC (2009-10)
Adam Hearn, WCU (2007, '10)
Jabari Fletcher, APP (2010)
Devon Moore, APP (2009-10)
Deion Stanley, GSU (2011)
Laron Scott, GSU (2010-11)
Kadeem Wise, UTC (2010-12)
Jamal Jackson, APP (2012)
Thomas Wilson, Elon (2011-12)
Alvin Scioneaux, WOF (2011-12)
John Law, APP (2013)
Thomas Warren, CIT (2012-13)
Jerick McKinnon, GSU (2012-13)
Kasey Redfern, WOF (2012-13)
Michael Weimer, WOF (2012-13)
Marcus McMorris, FUR (2012-13)
Gary Wilkins, FUR (2014)
Josh Kimberlin, DB, SAM (2013-14)
Davis Tull, UTC (2013-14)
Tommy Hudson, UTC (2014)
Spearman Robinson, WCU (2014)
Aaron Miller, CIT (2014)
Greg Peranich, SAM (2014)
Michael Eubank, SAM (2015)
Tevin Floyd, LB, CIT (2015)
Aaron Sanders, VMI (2014-15)
Cory Magwood, FUR (2013, '15)
Karel Hamilton, SAM (2015-16)
John Russ, MER (2015-16)
Austin Barnard, SAM (2016-17)
Keion Crossen, WCU (2016-17)
Devin Watson, WOF (2017)
Lee Bennett, MER (2017)
Bryce Nunnely, UTC (2018)
Cole Fisher, MER (2017-18)
Grant Clemons, VMI (2019)
Jacob Godek, CIT (2019)
Marquise Blount, CIT (2019)
Joe Newman, WOF (2019)
Devin Wynn, FUR (2019)

PLAYERS OF THE MONTH



2003
September
October
November

Offensive
Brian Gaither (WCU)
Alonzo Nix (UTC)
Richie Williams (APP)

December Eric Deutsch (WOF)

2004
September
October
November

Offensive
John Taylor (Elon)
DaVon Fowlkes (APP)
Ingle Martin (FUR)

2005
September
October
November
December

Offensive
Richie Williams (APP)
Richie Williams (APP)
Jayson Foster (GSU)
Richie Williams (APP)

2006
September
October
November
December

Offensive
Eldra Buckley (UTC)
Kevin Richardson (APP)
Armani Edwards (APP)
Kevin Richardson (APP)

2007
September
October
November

Offensive
Jayson Foster (GSU)
Scott Riddle (Elon)
Armani Edwards (APP)

2008
September
October
November

Offensive
Jordan Sorrells (FUR)
Armani Edwards (APP)
Armani Edwards (APP)

2009
September
October
November

Offensive
Terrell Hudgins (Elon)
Armani Edwards (APP)
Terrell Hudgins (Elon)

2010
September
October
November

Offensive
DeAndre Presley (APP)
Eric Breitenstein (WOF)
Scott Riddle (Elon)

2011
September
October
November

Offensive
Aaron Mellette (Elon)
Eric Breitenstein (WOF)
Aaron Mellette (Elon)

2012
September
October
November

Offensive
Jamal Jackson (APP)
Aaron Mellette (Elon)
Jacob Huesman (UTC)

2013
September
October
November

Offensive
Andy Summerlin (SAM)
Andy Summerlin (SAM)
Marcus Cox (APP)

2014
September
October
November

Offensive
Alex Lakes (MER)
Jacob Huesman (UTC)
Keon Williams (UTC)

2015
September
October
November

Offensive
Jacob Huesman (UTC)
Derrick Craine (UTC)
Devlin Hodges (SAM)

2016
September
October
November

Offensive
Tyrie Adams (WCU)
Devlin Hodges (SAM)
Devlin Hodges (SAM)

2017
September
October
November

Offensive
Tyrie Adams (WCU)
Devlin Hodges (SAM)
Devlin Hodges (SAM)

2018
September
October
November

Offensive
Tyrie Adams (WCU)
Devlin Hodges (SAM)
Devlin Hodges (SAM)

Defensive
Eddie Bell (Elon)
Rod Dunlap (WCU)
K.T. Stovall (APP)
Matt Nelson (WOF)
Matt Nelson (WOF)

Defensive
Mike Sheeley (Elon)
Greg McConico (UTC)
Chad Nkang (Elon)

Defensive
Chad Nkang (Elon)
Chad Nkang (Elon)
Chad Nkang (Elon)
Jason Hunter (APP)

Defensive
Chad Nkang (Elon)
Chad Nkang (Elon)
Chad Nkang (Elon)
Corey Lynch (APP)

Defensive
Corey Lynch (APP)
Chris Camacho (UTC)
D.J. Smith (APP)

Defensive
Seth Goldwire (WOF)
Mark LeGree (APP)
Adrian McLeod (WCU)

Defensive
D.J. Smith (APP)
Josh Beard (UTC)
Mark LeGree (APP)

Defensive
Torez Jones (WCU)
Jabari Fletcher (APP)
Brent Russell (GSU)

Defensive
Wes Thordard (UTC)
Demetrius McCray (APP)
Joshua Jones (Elon)

Defensive
Jaquiski Tartt (SAM)
Jeremy Kimbrough (APP)
Darion Sutton (SAM)

Defensive
John Law (APP)
Davis Tull (UTC)
Jaquiski Tartt (SAM)

Defensive
Gary Wilkins (FUR)
Trey Morgan (WCU)
Justin Cooper (SAM)

Defensive
Dee Delaney (CIT)
Daniel Riddle (WCU)
Tevin Floyd (CIT)

Defensive
Kailik Williams (CIT)
Shaheed Salmon (SAM)
Jaleel Green (WOF)

Defensive
Marvin Tillman (WCU)
Aron Spann III (CIT)
Shaheed Salmon (SAM)

Defensive
Jared Folks (ETSU)
Tyree Robinson (ETSU)
Adrian Hope (FUR)

2019
September
October
November

Offensive
Chris Oladokun (SAM)
Joe Newman (WOF)
Nick Tiano (UTC)

Defensive
Willie Eubanks III (CIT)
Marquise Blount (CIT)
Jayden Pauling (WCU)

REPEAT WINNERS

Seven times
Chad Nkang, Elon (2004-06)
Devlin Hodges, SAM (2015-18)

Five times
Armani Edwards, APP (2006-09)

Four times
Richie Williams, APP (2003, 05)

Three times
Aaron Mellette, Elon (2011-12)
Jacob Huesman, UTC (2012, 14-15)
Tyrie Adams, WCU (2016-18)

Two times
Matt Nelson, WOF (2003)
Kevin Richardson, APP (2006)
Jayson Foster, GSU (2005, 07)
Corey Lynch, APP (2006-07)
D.J. Smith, APP (2007, 09)
Mark LeGree, APP (2008-09)
Terrell Hudgins, Elon (2009)
Scott Riddle, Elon (2007, 10)
Eric Breitenstein, WOF (2010-11)
Andy Summerlin, SAM (2013)
Jaquiski Tartt, SAM (2012-13)
Shaheed Salmon, SAM (2016-17)



Elon's Chad Nkang was named the defensive player of the month seven times from 2004-06, taking the honor three times each in 2005 and 2006.



Appalachian State's Armani Edwards was named the offensive player of the month five times from 2006-09.

The Southern Conference named a Football All-Academic Team from 1974-1987, when the team was discontinued. In 2003 the team was reinstated as a part of the league's Academic Honors Program.

1974

Jimmy Lofton, VMI
Tony Farry, VMI
John Gerdelman, W&M
Jim Kleinfelder, DAV
Bill Smith, DAV
Ronnie Norman, VMI
Mark Duffner, W&M
Jeff Hosmer, W&M
Larry Lundy, ECU
Dave Grazier, W&M
Tom Fleisher, DAV

1975

Gill Beck, APP
Jeff Holcomb, FUR
Willie Freeman, FUR
Larry Lundy, ECU
Steve Patton, FUR
Mark Mosher, FUR
Andy Goss, FUR
Stan Yarborough, CIT
George Myers, APP
Ken Smith, W&M
Jeff Hosmer, W&M

1976

Kenny Caldwell, CIT
Gill Beck, APP
Ken Smith, W&M
Jeff Holcomb, FUR
Bob Bookmiller, VMI
Jimmy Kiser, FUR
Steve Patton, FUR
John Graham, FUR
Jeff Hosmer, W&M
Willie Freeman, FUR
Andy Goss, FUR

1977

Craig Jones, VMI
Gill Beck, APP
Kenny Caldwell, CIT
Bob Bookmiller, VMI
Greg Beck, VMI
Brette Simmons, FUR
Ty Smith, WCU
Jimmy Kiser, FUR
Wayne Tolleson, WCU
Bobby Peche, WCU
Ray Schaper, VMI

1978

Kenny Caldwell, CIT
Craig Jones, VMI
Bob Bookmiller, VMI
Bobby Peche, WCU
Mark Hunt, CIT
Ty Smith, WCU
Orion Rust, CIT
Jimmy Kiser, FUR
Keith Allen, CIT
Dale Ogg, VMI
David Kelly, FUR

1979

Jay Patterson, ETSU
Mark Hunt, CIT
Craig Jones, VMI
Bobby Peche, WCU
Orion Rust, CIT
Tim Cox, VMI
Steve O'Neill, FUR
Paul Gillis, CIT
Mike Alston, VMI
Scott Montgomery, FUR
Stan Stanley, FUR
David Willingham, WCU

Charlie Hughes, WCU

1980

Eric Janssen, MAR
Tom Gottwald, VMI
Jay Patterson, ETSU
Mark Hunt, CIT
Sam Kinker, MAR
Kelly Curry, CIT
Zach Kelehear, FUR
Charlie Anderson, FUR
Steve O'Neill, FUR
Rick Beasley, APP
Scott Strickland, WCU
Charlie Hughes, WCU

1981

Rick Armfield, ETSU
Jay Patterson, ETSU
Bill West, CIT
Teddy Gottwald, VMI
Mike Smith, ETSU
Bill Corn, VMI
Terry Smith, FUR
Kelly Curry, CIT
Steve O'Neill, FUR
Charlie Anderson, FUR
Scott Strickland, WCU

1982

Ralph Potter, UTC
Don Chason, WCU
Teddy Gottwald, VMI
Bill West, CIT
Jerry Rye, CIT
Scott Smith, UTC
Jack Teichmann, UTC
Steve Taylor, WCU
Bill Corn, VMI
Jeff Harper, APP
Ernest Gibson, FUR

1983

Ricky Thompson, ETSU
Ralph Ptter, UTC
David Twillie, VMI
Bob Coxe, DAV
Micah Downing, DAV
Steve Taylor, WCU
Mike Smith, ETSU
Bill West, CIT
David Lambert, CIT
Mitch Fontenot, UTC
Todd Dodson, APP

1984

Ricky Thompson, ETSU
Eddie Maddox, WCU
Ralph Potter, UTC
Micah Downing, DAV
Tim Lewis, MAR
David Twillie, VMI
Steve Squire, FUR
David Lambert, CIT
Steve Taylor, WCU
Rick Boden, DAV
Todd Dodson, APP

1985

Ricky Thompson, ETSU
Micah Downing, DAV
Mike Poulos, DAV
Eddie Maddox, WCU
Dan Young, VMI
Tim Lewis, MAR
David Lambert, CIT
Brian Jager, FUR
Steve Squire, FUR
John Drye, FUR
Tim Stepp, FUR

1986

Lee Duckworth, ETSU
Dan Young, VMI
Mike Poulos, DAV
Tom Frooman, CIT

Gary Stewart, DAV
Steve Squire, FUR
Tim Stepp, FUR
Mike Kissenberth, CIT
Joe Kelly, UTC
Troy DeCastro, ETSU
John Spellacy, MAR

1987

Lee Duckworth, ETSU
Jeff Legg, UTC
Dan Young, VMI
Tom Frooman, CIT
Mike Wood, FUR
Joe Kelly, UTC
Steve Colwell, UTC
Mike Kissenberth, CIT
Steve Gandy, FUR
Anthony McIntosh, VMI
Tim Stepp, FUR

No team selected, 1988-2002

2003

Eric Elsener, APP
Andrew Stamey, APP
Daniel Utley, APP
Porter Johnson, CIT
Travis Williams, ETSU
Mark Jetton, Elon
Brandon Mason, Elon
Derek Neal, Elon
Brian Simer, Elon
Brant Glover, FUR
Justin Purdue, FUR
Josh Slagle, FUR
Derrick Butler, GSU
Matt Rio, GSU
Troy Blackwell, UTC
Patrick Shuttles, UTC
Brian Pesci, WCU
Chris Vought, WCU
Jason Whaley, WCU
Tim Beckner, WOF
Katon Bethay, WOF
Shane Fast, WOF
J.R. McNair, WOF
Derek Newberry, WOF
Davy Olmsted, WOF
Josh Smith, WOF
Jonathan Wheeler, WOF
Ben Whitney, WOF
Jeff Zolman, WOF

2004

Eric Elsener, APP
Wes Herlocker, APP
Andrew Stamey, APP
Daniel Utley, APP
Lukas Gleissner, CIT
Porter Johnson, CIT
Ryan Moody, CIT
Christopher Murray, CIT
Adam Peterson, CIT
Mark Jetton, Elon
Brandon Mason, Elon
Brad Bell, FUR
Adi Filipovic, FUR
Brant Glover, FUR
Justin Purdue, FUR
Josh Slagle, FUR
Clint Barbour, GSU
Derrick Butler, GSU
David Willingham, GSU
Sean Digby, UTC
Wesley Tankersley, UTC
Buck Freeman, WCU
Matt Beavin, WOF
Tim Beckner, WOF
Katon Bethay, WOF
Shane Fast, WOF
Kyle Horne, WOF
Derek Newberry, WOF
Davy Olmsted, WOF
Josh Smith, WOF
Jonathan Wheeler, WOF

Ben Whitney, WOF
Jeff Zolman, WOF

2005

Eric Eisner, APP
Russell Wilson, APP
Pierre Banks, APP
Chase Laws, APP
Daniel Orlebar, APP
Chase Carlton, CIT
Chris Murray, CIT
Adam Peterson, CIT
Mark Jetton, Elon
Greg Abbott, Elon
Reggie Hall, Elon
Danny Bobcak, Elon
Wes Pope, Elon
Jason Lotz, Elon
Joe Watson, FUR
Scott Shuford, FUR
Rico Scott, FUR
David Menocal, FUR
Adi Filipovic, FUR
Dusty Reddick, GSU
Dan Jordan, GSU
Chris Williams, GSU
Pierce Giboney, GSU
Jerry Barker, GSU
Ryan Kelly, GSU
Seth Brownlee, GSU
David Willingham, GSU
Matthew Angeloni, UTC
William Giles, UTC
Bryant Freeman, WCU
Linden Ryan, WCU
Sam Howard, WCU
Travis Hill, WCU
Stephen Brown, WCU
Josh Smith, WOF
Dave Olmsted, WOF
Katon Bethay, WOF
Derek Newberry, WOF
Brian Ford, WOF
Michael Combest, WOF
Zach Grey, WOF
Dan Tavani, WOF
Jason Leventis, WOF
Matt Beavin, WOF
Nick Robinson, WOF
Kyle Horne, WOF

2006

Pierre Banks, APP
Chase Laws, APP
Daniel Orlebar, APP
Russell Wilson, APP
Willie Rowell, CIT
Trevor Broughton, CIT
Derek Moore, CIT
Adam Peterson, CIT
Kevin McCaskill, CIT
Danny Boback, Elon
Mark Ewing, Elon
Greg Abbott, Elon
Wes Pope, Elon
Brad Bell, FUR
Jordan Sorrells, FUR
Adi Filipovic, FUR
Joe Watson, FUR
Andrew Thacker, FUR
Scott Shuford, FUR
Clay Crosby, FUR
Daniel Leagans, FUR
Dan Jordan, GSU
Chris Ashkouti, GSU
Jerry Barker, GSU
Pierce Giboney, GSU
Dusty Reddick, GSU
Robert Roulhac, GSU
David Willingham, GSU
Charlie Giacomarro, GSU
William Giles, UTC
Steven Smigelsky, UTC
Drew Walker, WCU
Justin Johnson, WCU

Marcus Brown, WCU
Kevin Adleman, WOF
Brian Ford, WOF
Michael Combest, WOF
Dan Tavani, WOF
Derek Wooten, WOF
Matt Beavin, WOF
Kyle Horne, WOF
Nick Robinson, WOF
Brent Owe, WOF
Ben Quick, WOF

2007

Russell Wilson, APP
Brad Hardee, APP
Pierre Banks, APP
Anthony Williams, APP
Cory Rycroft, APP
Chris McDowell, CIT
Ryan Keiper, CIT
Brice Peper, CIT
James Costigan, CIT
Mike Adams, CIT
Kevin McCaskill, CIT
Bart Blanchard, CIT
Jonathan Felix, CIT
Trevor Broughton, CIT
Andrew Rowell, CIT
Aaron Kelly, CIT
Clay Muirhead, CIT
Joe Watson, FUR
Bobby Yawn, FUR
Scott Shuford, FUR
Jordan Sorrells, FUR
Daniel Leagans, FUR
David Menocal, FUR
Thomas Twitty, FUR
Andrew Thacker, FUR
Jerome Felton, FUR
Patrick Sprague, FUR
Daniel Jordan, GSU
Dusty Reddick, GSU
Jerry Barker, GSU
Pierce Giboney, GSU
Charlie Giacomarro, GSU
Joe Haynie, GSU
Steven Smigelsky, UTC
Matthew Angeloni, UTC
William Giles, UTC
Thomas Hinton, UTC
Marcus Brown, WCU
Jonathan Parsons, WCU
Justin Johnson, WCU
Kadeem Morgan, WCU
Chris Collins, WCU
Joe Fornadel, WOF
Austin Palmer, WOF
Zac Grey, WOF
Kevin Adleman, WOF
Ben Quick, WOF
Dan Tavani, WOF
Brent Owen, WOF
Brian Ford, WOF
Trey Johnson, WOF
Brad Miller, WOF
Gary Blount, WOF
Derek Wooten, WOF
Travis Boyd, WOF
Kyle Lanham, WOF
Michael Combest, WOF
Patrick Muga, WOF

2008

Pierre Banks, APP
Xan Thomas, APP
Jabari Fletcher, APP
Brad Hardee, APP
Orry Frye, APP
William Giles, UTC
Steven Smigelsky, UTC
Khirey Walker, Elon
Lance Canington, FUR
Clay Crosby, FUR
Rick Fur, FUR
Dustin Gourdin, FUR
Daniel Leagans, FUR

ALL-ACADEMIC TEAMS



David Menocal, FUR
Jordan Sorrells, FUR
Thomas Twitty, FUR
Brett Layson, GSU
Adrian Mora, GSU
Ty Levie, SAM
Richie Fordham, SAM
Mitch Waters, SAM
Ryan Keiper, CIT
Samuel Keeler, CIT
Travis Ruff, CIT
Kevin McCaskill, CIT
Charles Major, CIT
Cody Wilson, CIT
Dewitt Jones, CIT
Jordan Gilmore, CIT
Jordan Panter, CIT
Jonathan Vest, CIT
Desmond Capers, CIT
Andy Horn, WCU
Chris Everett, WCU
John Julien, WCU
Josh Deaver, WCU
Quintin Phillips, WCU
Zack Jaynes, WCU
Mitch Allen, WOF
Joe Fornadel, WOF
Austin Palmer, WOF
Ben Quick, WOF
Brent Owen, WOF
Cody Van Der Linden, WOF
Travis Boyd, WOF
Brad Miller, WOF
Trey Johnson, WOF
Ben Wilmoth, WOF
Kyle Lanham, WOF
Clark Bishop, WOF
Derek Wooten, WOF
Patrick Mugan, WOF
Gary Blount, WOF
Andrew Strickland, WOF
Chris Cummings, WOF

2009

Rod Chisholm, APP
Cougar Norris, APP
Xan Thomas, APP
Tim Frye, APP
Orry Frye, APP
Brad Hardee, APP
Justin Lloyd, APP
Sam Martin, APP
Adam Miller, UTC
Brock Oliver, UTC
Joel Bradford, UTC
Steven Smigelsky, UTC
Jeff Veres, UTC
Austin Wilson, UTC
Mike Hammons, UTC
Dustin Tate, UTC
Nick Craig, UTC
Ryan Geist, UTC
Chris Shafto, Elon
Andrew McMicken, Elon
Jake Goldsberry, Elon
A.J. Harris, Elon
Khirey Walker, Elon
David Barrington, FUR
Rick Fur, FUR
Jordan Sorrells, FUR
Dustin Gourdin, FUR
Will King, FUR
Daniel Spisak, FUR
Chisom Onyeuku, FUR
Jordan Eshelman, FUR
Christopher Rogers, GSU
Cornelius (Neil) Harrell, GSU
Jeremy Towns, SAM
Dustin Taliaferro, SAM
Charlie Sanford, SAM
Cory Smith, SAM
Tyler Levie, SAM
Richie Fordham, SAM
Ryan Fordham, SAM
J. D. Lott, SAM
Ryan Keiper, CIT

John Synovec, CIT
Samuel Keeler, CIT
Travis Ruff, CIT
Jordan Panter, CIT
Toluwalase Akindede, CIT
Dewitt Jones, CIT
Davis Boyle, CIT
Leon Buncum, CIT
Austin Boyle, CIT
Cameron Turner, CIT
Jordon Gilmore, CIT
Colby McCoy, WCU
Zack Jaynes, WCU
Ricky Schwarz, WCU
Brett Allen, WCU
Michael Roulhac, WOF
Mitch Allen, WOF
Joe Fornadel, WOF
Austin Palmer, WOF
Cody Van Der Linden, WOF
Ben Wilmoth, WOF
Trey Johnson, WOF
Brad Miller, WOF
Clark Bishop, WOF
Chris Cummings, WOF
Gary Blount, WOF
Sean Lees, WOF
Brenton Bersin, WOF
Tommy Irvin, WOF

2010

Karl Anderson, APP
Blake Elder, APP
BJ Frazier, APP
Michael Frazier, APP
Orry Frye, APP
Brad Hardee, APP
Josh Jurius, APP
Sam Martin, APP
Cougar Norris, APP
Troy Sandes, APP
Toluwalase Akindede, CIT
Austin Boyle, CIT
Jeremy Buncum, CIT
Domic Jones, CIT
VanDyke Jones, CIT
Ryan Keiper, CIT
Brandon McCladdie, CIT
Jordan Panter, CIT
Travis Ruff, CIT
John Synovec, CIT
Tyler Thornton, CIT
Alexander Wall, CIT
Kyle Herbert, Elon
John Reece, Elon
Justin Ward, Elon
Blake Thompson, Elon
A.J. Harris, Elon
Bruce Rosell, Elon
Chris Shafto, Elon
Kevin Allman, FUR
David Barrington, FUR
Jordan Eshelman, FUR
Rick Furman, FUR
Bryan Hayes, FUR
Will White, FUR
Patrick Barker, GSU
Andrew Sasser, GSU
Ritchie Fordham, SAM
Craig Millard, SAM
Michael Pendergrast, SAM
Charlie Sanford, SAM
Justin Sly, SAM
Cory Smith, SAM
Dustin Taliaferro, SAM
Joel Bradford, UTC
Mike Hammons, UTC
B.J. Coleman, UTC
Ryan Consiglio, UTC
Ryan Geist, UTC
Shane Heatherly, UTC
Adam Miller, UTC
Brock Oliver, UTC
Jeff Veres, UTC
Brett Allen, WCU
Wesley Cook, WCU

Richard Schwartz, WCU
Charles Woolwine, WCU
Mitch Allen, WOF
Clark Bishop, WOF
Calvin Cantrell, WOF
Chris Cummings, WOF
Pat Illig, WOF
Tommy Irvin, WOF
Trey Johnson, WOF
Ben Wilmoth, WOF

2011

Karl Anderson, APP
Ian Barnard, APP
Graham Fisher, APP
Orry Frye, APP
Logan Hallock, APP
Cougar Norris, APP
Troy Sanders, APP
Xan Thomas, APP
Tony Washington, APP
Tolu Akindede, CIT
Preston Bailey, CIT
Leon Buncum, CIT
Brandon McCladdie, CIT
John Synovec, CIT
Christopher Thornton, CIT
Alexander Wall, CIT
Gavin Billings, Elon
AJ Harris, Elon
John Reece, Elon
Austin Sowell, Elon
Will White, FUR
Billy Greer, GSU
Adrian Mora, GSU
Joe Collins, SAM
Phillip Ketcham, SAM
Ben Neill, SAM
Greg Peranich, SAM
Michael Pendergast, SAM
Charlie Sanford, SAM
Justin Sly, SAM
Dustin Taliaferro, SAM
Noah Wilson, SAM
Joel Bradford, UTC
Taylor Dodds, UTC
Mike Hammons, UTC
Adam Miller, UTC
C.J. Murrell, UTC
Brock Oliver, UTC
Nick Pollard, UTC
Brett Allen, WCU
Wesley Cook, WCU
Rory Pearson, WCU
Dan Polaski, WCU
Ricky Schwarz, WCU
Marcus Stokes, WCU
Rock Williams, WCU
Walt Woolwine, WCU
Mitch Allen, WOF
Calvin Cantrell, WOF
Tymeco Gregory, WOF
Ryan Pretrea, WOF
Thomas Simms, WOF
James Zotto, WOF

2012

Karl Anderson, APP
Ian Barnard, APP
Graham Fisher, APP
Logan Hallock, APP
Troy Sanders, APP
Adam Scott, APP
Michael Washington, APP
Austin Boyle, CIT
Davis Boyle, CIT
Douglas German, CIT
Brandon McCladdie, CIT
Oyeyemi Oyegunle, CIT
Carson Smith, CIT
Walker Smith, CIT
Thomas Warren, CIT
Gavin Billings, Elon
Thomas McGuire, Elon
Austin Sowell, Elon
Dennis Wagner, Elon

Justin Ward, Elon
Miles Williams, Elon
Ernie Cain, FUR
Carson Parker, FUR
Gary Scott, FUR
Will White, FUR
Garrett Frye, GSU
Michael O'Neal, SAM
Greg Peranich, SAM
Michael Pendergrast, SAM
Charlie Sanford, SAM
Justin Sly, SAM
Jeremy Towns, SAM
Zeke Walters, SAM
Bobby Wilson, SAM
Bryn Oliver, UTC
Adam Miller, UTC
Nick Pollard, UTC
Jacob Huesman, UTC
C.J. Murrell, UTC
Davis Tull, UTC
Wesley Cook, WCU
K.P. Hicks, WCU
David Giron, WCU
Conner Orr, WCU
Dan Polaski, WCU
Bevan Robbs, WCU
Clark Sechrest, WCU
Richard Sigmon, WCU
Marcus Stokes, WCU
Rock Williams, WCU
Calvin Cantrell, WOF
Rob Greene, WOF
Paul Inclan, WOF
James Lawson, WOF
Zach Murray, WOF
Thomas Simmons, WOF
Kane Sherrill, WOF
James Zotto, WOF

2013

Karl Anderson, APP
Josh Anding, APP
Barrett Burns, APP
Austin Chambers, APP
Graham Fisher, APP
Logan Hallock, APP
Jacob McCann, APP
Tony Washington, APP
Cullen Brown, CIT
Joe Crochet, CIT
Preston Durham, CIT
Eric Goins, CIT
Brandon McCladdie, CIT
Walker Smith, CIT
Thomas Warren, CIT
Jacob Ingle, Elon
John Loughery, Elon
Thomas McGuire, Elon
Austin Sowell, Elon
Dennis Wagner, Elon
Ernie Cain, FUR
Reese Hannon, FUR
Gibson Klapthor, FUR
Andy McMillan, FUR
Chad Scott, FUR
Tanner Skogen, FUR
Matthew Dobson, GSU
Garrett Frye, GSU
Hunter Lamar, GSU
Jeffery Ward, GSU
Gunnar Bromelow, SAM
Greg Peranich, SAM
Brinson Porter, SAM
Michael O'Neal, SAM
Ben Neill, SAM
Hans Rice, SAM
Andy Summerlin, SAM
Jeremy Towns, SAM
Zeke Walters, SAM
Bobby Wilson, SAM
C.J. Murrell, UTC
Kevin Neithammer, UTC
Nick Pollard, UTC
Beau Simmons, UTC
Davis Tull, UTC

Chandler Addertion, WCU
Sertonuse Harris, WCU
K.P. Hicks, WCU
Darius Ramsey, WCU
London Richardson, WCU
Clark Sechrest, WCU
Richard Sigmon, WCU
Jake Thornton, WCU
T.J. Chamberlain, WOF
Robert Greene, WOF
Octavius Harden, WOF
Paul Inclan, WOF
Marcus Isom, WOF
James Lawson, WOF
Kane Sherrill, WOF
Kevin Thomas, WOF
James Zotto, WOF

2014

Joe Crochet, CIT
Eric Goins, CIT
Nick Jeffreys, CIT
Austin Jordan, CIT
Craig Miller, CIT
Hunter Morris, CIT
Isaiah Pinson, CIT
Carson Smith, CIT
Walker Smith, CIT
Will Vanvick, CIT
Kyle Weaver, CIT
Ernie Cain, FUR
Duncan Fletcher, FUR
Andy McMillan, FUR
Chad Scott, FUR
Dillon Woodruff, FUR
John Garrett Abernathy, MER
Robert Brown, MER
Devin Davidson, MER
Rob East, MER
Mike Gray, MER
Cody Jones, MER
James Palmer, MER
Grant Radakovich, MER
John Russ, MER
Kirby Southard, MER
Brett Steverson, MER
Michael Wagner, MER
Tyler Ward, MER
Avery White, MER
Gunnar Bromelow, SAM
Wesley Carter, SAM
Reece Everett, SAM
Michael O'Neal, SAM
Greg Peranich, SAM
Brinson Porter, SAM
Ryan Bossung, UTC
Derrick Craine, UTC
Kevin Niethammer, UTC
Nick Pollard, UTC
Jacob Revis, UTC
Jerkerious Scott, UTC
Hunter Townson, UTC
Davis Tull, UTC
Hayden Alford, VMI
Al Cobb, VMI
Chris Copeland, VMI
K.P. Hicks, WCU
Andrew Mayton, WCU
Lee Patillo, WCU
Fred Payne, WCU
Darius Ramsey, WCU
Richard Sigmon, WCU
Taylor Bragg, WOF
Nick Colvin, WOF
Steven Cornellier, WOF
Octavius Harden, WOF
Cole Higbie, WOF
Brody Hingst, WOF
Marcus Isom, WOF
David Marvin, WOF
Paul Nelson, WOF
T.J. Novotny, WOF
Brian Sanders, WOF
Kevin Thomas, WOF
Anton Wharby, WOF

2015

Caleb Bennett, CIT
 Tyus Carter, CIT
 Joe Crochet, CIT
 Brandon Eakins, CIT
 Eric Goins, CIT
 Nick Jeffreys, CIT
 Craig Miller, CIT
 Myles Pierce, CIT
 Lee Riley, CIT
 Will Vanvick, CIT
 Kyle Weaver, CIT
 Duncan Fletcher, FUR
 Reese Hannon, FUR
 Carl Rider, FUR
 Andy Schumpert, FUR
 Chad Scott, FUR
 Dillon Woodruff, FUR
 John Abernathy, MER
 Samuel Arrington, MER
 Lee Bennett, MER
 Robert Brown, MER
 Devin Davidson, MER
 Robert East, MER
 Michael Gray, MER
 Brandon Gurley, MER
 Cody Jones, MER
 CJ Kleckley, MER
 Philip Lieb, MER
 Thomas Marchman, MER
 Arterious Mitchell, MER
 Grant Radakovich, MER
 Zechariah Rice, MER
 John Russ, MER
 Kirby Southard, MER
 Tyler Ward, MER
 Avery White, MER
 Charles Yates, MER
 Gunnar Bromelow, SAM
 Wesley Carter, SAM
 Carter McManes, SAM
 Anthony Pistelli, SAM
 Jacob Wilks, SAM
 Derek Slaughter, SAM
 Cody Bennett, UTC
 Jacob Revis, UTC
 Nikolay Timoshchuk, UTC
 Ryan Bossung, UTC
 Derrick Craine, UTC
 Alex Hooper, UTC
 Hunter Townson, UTC
 Hayden Alford, VMI
 Al Cobb, VMI
 Chris Copeland, VMI
 Patrick Doucette, VMI
 Brian Ellis, VMI
 Ryan Francis, VMI
 Scott Frazier, VMI
 Chad Jacob, VMI
 Andrew Lewis, VMI
 Tony Richardson, VMI
 Greg Sanders, VMI
 Chandler Addertion, WCU
 Derrick Davis, WCU
 Blake Metcalf, WCU
 A.J. Newman, WCU
 London Richardson, WCU
 Daniel Riddle, WCU
 Kaleb Spry, WCU
 Zach Weeks, WCU
 Taylor Bragg, WOF
 Logan Christian, WOF
 Nick Colvin, WOF
 Steven Cornellier, WOF
 Jared Jacon-Duffy, WOF
 David Marvin, WOF
 Paul Nelson, WOF
 T.J. Novotny, WOF
 John Patterson, WOF
 Brian Sanders, WOF
 Anton Wahrby, WOF
 Hunter Windham, WOF

2016

Ken Allen, CIT
 Jordan Black, CIT

Tyus Carter, CIT
 Joe Crochet, CIT
 Jonathan Dorogy, CIT
 Nick Jeffreys, CIT
 Patrick Keefe, CIT
 Myles Pierce, CIT
 Will Vanvick, CIT
 Kyle Weaver, CIT
 Samuel Wike, ETSU
 Alston Quillin, ETSU
 Haddon Hill, ETSU
 Jack Jones, ETSU
 Austin Herink, ETSU
 Christopher Bouyer, ETSU
 Johnathon Jerman, ETSU
 Kobe Kelley, ETSU
 Christopher Jackson, ETSU
 Austin Gatewood, ETSU
 Kevin McConnell, ETSU
 Jackson Buonamia, FUR
 Duncan Fletcher, FUR
 Reese Hannon, FUR
 Carl Rider, FUR
 Brian Ross, FUR
 Andy Schumpert, FUR
 Chad Scott, FUR
 Wade Smith, FUR
 Tosin Agebor, MER
 Samuel Arrington, MER
 Lemarkus Bailey, MER
 Robert Brown, MER
 Sytavius Brown, MER
 Tanner Brumby, MER
 Coleman Fisher, MER
 Michael Gray, MER
 Brandon Gurley, MER
 Dorian Kithcart, MER
 Clifford Kleckley, MER
 Philip Lieb, MER
 Corey Lockett, MER
 Thomas Marchman, MER
 Steven Nixon, MER
 John Russ, MER
 Tyler Ward, MER
 Charles Yates, MER
 Reece Everett, SAM
 Carter McManes, SAM
 Mitchell Smith, SAM
 Ryan White, SAM
 Cody Bennett, UTC
 Colin Brewer, UTC
 Derrick Craine, UTC
 Alex Hooper, UTC
 Branden Parker, UTC
 Hunter Townson, UTC
 Alex Trotter, UTC
 Zach Baker, VMI
 Al Cobb, VMI
 Patrick Doucette, VMI
 Tyler Fedison, VMI
 Ryan Francis, VMI
 Scott Frazier, VMI
 Chad Jacob, VMI
 Andrew Lewis, VMI
 Tony Richardson, VMI
 Greg Sanders, VMI
 Chandler Addertion, WCU
 Ian Berryman, WCU
 Nathan Dalton, WCU
 Corey Holloway, WCU
 Ethan James, WCU
 Tyler Junius, WCU
 Andrew Mayton, WCU
 A.J. Newman, WCU
 Daniel Riddle, WCU
 Kaleb Spry, WCU
 Jerod Walls, WCU
 Zach Weeks, WCU
 Nick Colvin, WCU
 Steven Cornellier, WOF
 Jared Jacon-Duffy, WOF
 David Marvin, WOF
 T.J. Novotny, WOF
 John Patterson, WOF
 Malik Rivera, WOF
 Brian Sanders, WOF

Anton Wahrby, WOF
 Hunter Windham, WOF

2017

Carl Cunningham Jr., CIT
 Cody Floyd, CIT
 Jacob Godek, CIT
 Cam Jackson, CIT
 Patrick Keefe, CIT
 Jonathan King, CIT
 Myles Pierce, CIT
 Blake Bockrath, ETSU
 Chris Bouyer, ETSU
 Eddie Gajardo, ETSU
 Austin Gatewood, ETSU
 JD Griffin, ETSU
 Austin Herink, ETSU
 Haddon Hill, ETSU
 JJ Jerman, ETSU
 Kobe Kelley, ETSU
 Trey Quilin, ETSU
 Braxton Richburg, ETSU
 Austin Rowan, ETSU
 Myles Smith, ETSU
 Jajuan Stinson, ETSU
 Hunter Wike, ETSU
 Cole Kennedy, FUR
 Reed Kroeber, FUR
 Bo Layton, FUR
 Jack Owen, FUR
 Harris Roberts, FUR
 Wade Smith, FUR
 John Tibbs, FUR
 Dillon Woodruff, FUR
 Tucker Cannon, MER
 Logan Craighead, MER
 Cole Fisher, MER
 Jake Flath, MER
 Brandon Gurley, MER
 Dorian Kithcart, MER
 Alex Lakes, MER
 Thomas Marchman, MER
 Ryan May, MER
 Tee Mitchell, MER
 Steven Nixon, MER
 Sidney Otiwu, MER
 John Russ, MER
 Brumby Tanner, MER
 Chase Westfall, MER
 Austin Wysor, MER
 Caleb Yates, MER
 Austin Barnard, SAM
 Alec Happel, SAM
 Reid Hulgan, SAM
 Carter McManes, SAM
 Matthew Pittarelli, SAM
 Jordan Weaver, SAM
 Rashun Freeman, UTC
 Alex Hooper, UTC
 Jerrell Lawson, UTC
 Zach Baker, VMI
 Brad Davis, VMI
 Reed King, VMI
 Cole Strange, UTC
 Zach Baker, VMI
 Brad Davis, VMI
 Reed King, VMI
 Jake Paladino, VMI
 Colby Rider, VMI
 A.J. Smith, VMI
 Jordan Ward, VMI
 Kenny Benton, WCU
 Ian Berryman, WCU
 Nathan Dalton, WCU
 Alan Harris, WCU
 Corey Holloway, WCU
 Will Jones, WCU
 Kaleb Spry, WCU
 Grady Thomas, WCU
 Zach Weeks, WCU
 John Beckley, WOF
 Blake Jeresaty, WOF
 Garrison Moore, WOF
 Michael Ralph, WOF
 Andy Riazzi, WOF
 Weston Rountree, WOF
 Ryan Titus, WOF
 Brandon Zmary, WOF

2018

Aaron Brawley, CIT
 Sean-Thomas Faulkner, CIT
 Jacob Godek, CIT
 Patrick Keefe, CIT
 Brandon Rainey, CIT
 Gage Russell, CIT
 Dante Smith, CIT
 Raleigh Webb, CIT
 Denzel Wright, CIT
 Chris Bouyer, ETSU
 Eddie Gajardo, ETSU
 Austin Gatewood, ETSU
 Austin Herink, ETSU
 Haddon Hill, ETSU
 JJ Jerman, ETSU
 Kobe Kelley, ETSU
 Greg McCloud, ETSU
 Cameron Parker, ETSU
 Matt Thompson, ETSU
 Dylan Weigel, ETSU
 Grayson Atkins, FUR
 Reed Kroeber, FUR
 Bo Layton, FUR
 Jack Owen, FUR
 Harris Roberts, FUR
 Wade Smith, FUR
 Guysen Bohler, MER
 Michael Cannon, MER
 Thomas Craighead, MER
 Coleman Fisher, MER
 John Flath, MER
 Charles Frost, MER
 Brandon Gurley, MER
 John Iorillo, MER
 Barron King, MER
 Dorian Kithcart, MER
 Connor Krieger, MER
 Arterious Mitchell, MER
 Steven Nixon, MER
 Sidney Otiwu, MER
 Andrew Pettit, MER
 John Raines, MER
 Matthew Shiel, MER
 Carl Westfall, MER
 Austin Wysor, MER
 Nicholas Barton, SAM
 Nathan East, SAM
 Matthew Pittarelli, SAM
 John Staton, SAM
 Jordan Weaver, SAM
 Colin Brewer, UTC
 Marshall Cooper, UTC
 Rashun Freeman, UTC
 Jerrell Lawson, UTC
 Jared Nash, UTC
 Bryce Nunnally, UTC
 Hawk Schrider, UTC
 Jonathan Stovall, UTC
 Cole Strange, UTC
 Alex Trotter, UTC
 Zach Baker, VMI
 Brad Davis, VMI
 Reed King, VMI
 Jake Paladino, VMI
 Colby Rider, VMI
 A.J. Smith, VMI
 Jordan Ward, VMI
 Kenny Benton, WCU
 Ian Berryman, WCU
 Nathan Dalton, WCU
 Alan Harris, WCU
 Corey Holloway, WCU
 Will Jones, WCU
 Kaleb Spry, WCU
 Grady Thomas, WCU
 Zach Weeks, WCU
 John Beckley, WOF
 Blake Jeresaty, WOF
 Garrison Moore, WOF
 Michael Ralph, WOF
 Andy Riazzi, WOF
 Weston Rountree, WOF
 Ryan Titus, WOF
 Brandon Zmary, WOF

2019

Aaron Brawley, CIT
 Matt Campbell, CIT
 Thomas Crawford, CIT
 Sean-Thomas Faulkner, CIT
 Jacob Godek, CIT
 Elijah Lowe, CIT
 Brandon Rainey, CIT
 Gage Russell, CIT
 Dante Smith, CIT
 Raleigh Webb, CIT
 Denzel Wright, CIT
 Nate Adkins, ETSU
 Ben Blackmon, ETSU
 Eddie Gajardo, ETSU
 Dustin Nickle, ETSU
 Cameron Parker, ETSU
 Austin Rowan, ETSU
 Chase Abshier, FUR
 Grayson Atkins, FUR
 Jack Hardin, FUR
 Reed Kroeber, FUR
 Bo Layton, FUR
 Jack Owen, FUR
 Hamp Sisson, FUR
 Michael Cannon, MER
 Willie Coneway, MER
 Thomas Craighead, MER
 John Flath, MER
 Collin Foster, MER
 Charles Frost, MER
 John Iorillo, MER
 Eric Jackson, MER
 Barron King, MER
 Dorian Kithcart, MER
 Conner Krieger, MER
 Landon Miller, MER
 Sidney Otiwu, MER
 Loy Peppers, MER
 Andrew Pettit, MER
 John Raines, MER
 Robert Riddle, MER
 Carl Westfall, MER
 Nicholas Barton, SAM
 Nathan East, SAM
 Mitchell Fineran, SAM
 Luke Hill, SAM
 Jonathan Moore, SAM
 Gavin Orr, SAM
 Matthew Pittarelli, SAM
 Bradley Porcellato, SAM
 Chandler Smith, SAM
 Kendall Watson, SAM
 Colin Brewer, UTC
 Thomas Burks, UTC
 Marshall Cooper, UTC
 Rashun Freeman, UTC
 Jack Keebler, UTC
 Jerrell Lawson, UTC
 Bryce Nunnally, UTC
 CaMiron Smith, UTC
 Christian Snyder, UTC
 Jonathan Stovall, UTC
 Cole Strange, UTC
 Nick Tiano, UTC
 Brad Davis, VMI
 Michael Jackson, VMI
 Reed King, VMI
 Colby Rider, VMI
 Jonathan Tobin, VMI
 Jordan Ward, VMI
 Clayton Bardall, WCU
 Allan Harris, WCU
 Ezekiel Jennette, WCU
 Will Jones, WCU
 Grady Thomas, WCU
 John Beckley, WOF
 Blake Jeresaty, WOF
 Garrison Moore, WOF
 Liam Ronan, WOF

WINS VERSUS FBS SCHOOLS



Appalachian State 34, No. 5 Michigan 32 Sept. 1, 2007

ANN ARBOR, Mich. – Julian Rauch’s 24-yard field goal with 26 seconds left put Appalachian State ahead of Michigan and Corey Lynch blocked a field goal in the final seconds to seal one of college football’s biggest upsets as the Mountaineers prevailed over the fifth-ranked Wolverines, 34-32, in front of 109,218 fans. The win marked the first-ever FCS win over a ranked FBS opponent.

“We’re still sort of shocked,” coach Jerry Moore said after being carried off the field by his players.

Appalachian State’s victory prompted the Associated Press to allow FCS teams to be considered for inclusion in the 71-year-old poll for the first time.

	1Q	2Q	3Q	4Q	F
Appalachian State	7	21	3	3	- 34
Michigan	14	3	9	6	- 32



Corey Lynch (47) blocked Michigan’s last-second field-goal try to seal Appalachian State’s historic win in the “Big House.”

SoCon wins over FBS opponents (31)

- 1979 The Citadel 27, Vanderbilt 14
- 1982 Furman 28, South Carolina 23
- 1983 Furman 17, Georgia Tech 14
- 1983 Chattanooga 38, Louisiana-Lafayette 14
- 1983 Appalachian State 27, Wake Forest 25
- 1984 Chattanooga 9, Louisiana-Lafayette 7
- 1984 Furman 34, North Carolina State 30
- 1985 Furman 42, North Carolina State 20
- 1987 ETSU 29, North Carolina State 14
- 1988 The Citadel 42, Navy 35
- 1988 Appalachian State 34, Wake Forest 34
- 1989 Appalachian State 15, Wake Forest 10
- 1989 The Citadel 14, Navy 10
- 1990 The Citadel 38, South Carolina 35
- 1991 The Citadel 20, Army 14
- 1991 Appalachian State 17, Wake Forest 3
- 1992 The Citadel 10, Arkansas 3
- 1992 The Citadel 15, Army 14
- 1995 Appalachian State 24, Wake Forest 22
- 1998 Appalachian State 30, Wake Forest 27
- 1999 Furman 28, North Carolina 3
- 2000 Wofford 24, Louisiana-Monroe 6
- 2000 Appalachian State 20, Wake Forest 16
- 2004 Georgia Southern 53, Florida International 32
- 2007 Appalachian State 34, No. 5 Michigan 32
- 2013 Samford 31, Georgia State 21
- 2013 Chattanooga 42, Georgia State 14
- 2013 Georgia Southern 26, Florida 20
- 2015 Furman 16, UCF 15
- 2015 The Citadel 23, South Carolina 22
- 2019 The Citadel 27, Georgia Tech 24 (OT)

Furman 28, North Carolina 3 Oct. 30, 1999




Louis Ivory rushed for 177 yards and a touchdown as Furman manhandled North Carolina, 28-3.

Wofford 24, Louisiana-Monroe 6 Nov. 18, 2000



QB Travis Wilson rushed for a pair of scores as Wofford topped Louisiana-Monroe, 24-6.

The Citadel 10, Arkansas 3 Sept. 5, 1992



All-American fullback Everette Sands of The Citadel powered past Arkansas, 10-3, in the Razorbacks’ first game as an SEC school.



INDIVIDUAL RECORDS

~~~ TOTAL OFFENSE ~~~

MOST PLAYS

Half

59, Michael Payton (MAR) vs. Western Carolina, Oct. 31, 1992
 48, Devlin Hodges (SAM) at Mississippi State, Oct. 29, 2016
 47, DeAndre Presley (APP) vs. Villanova, Dec. 11, 2010
 47, Devlin Hodges (SAM) at Kennesaw State, Nov. 25, 2017
 45, Devlin Hodges (SAM) at The Citadel, Nov. 10, 2018
 44, Andy Summerlin (SAM) at Furman, Nov. 9, 2013
 44, Reece Udinski (VMI) at Western Carolina, Sept. 22, 2018
 43, Devlin Hodges (SAM) vs. Chattanooga, Oct. 28, 2017
 42, Devlin Hodges (SAM) at Western Carolina, Sept. 23, 2017
 40, Scott Riddle (Elon) vs. South Florida, Sept. 1, 2007

Game

86, Devlin Hodges (SAM) at Mississippi State, Oct. 29, 2016
 80, Reece Udinski (VMI) at Western Carolina, Sept. 22, 2018
 79, Devlin Hodges (SAM) at The Citadel, Nov. 10, 2018
 77, Troy Mitchell (WCU) at South Florida, Aug. 30, 2014
 77, Devlin Hodges (SAM) at Western Carolina, Oct. 24, 2015
 74, Michael Payton (MAR) vs. Western Carolina, Oct. 31, 1992
 74, Devlin Hodges (SAM) at Kennesaw State, Nov. 25, 2017
 74, Reece Udinski (VMI) vs. Mercer, Sept. 29, 2018
 73, Tony Petersen (MAR) vs. Western Carolina, Nov. 14, 1987
 73, Reece Udinski (VMI) at ETSU, Sept. 14, 2019

Season

641, Devlin Hodges (SAM), 2016
 640, Devlin Hodges (SAM), 2018
 623, Devlin Hodges (SAM), 2017
 622, Scott Riddle (Elon), 2007
 600, Reece Udinski (VMI), 2018
 537, Andy Summerlin (SAM), 2013
 533, Reece Udinski (VMI), 2019
 527, Jacob Huesman (UTC), 2014
 524, Chris Sanders (UTC), 1999
 520, Chris Sanders (UTC), 2000
 520, Jamal Jackson (APP), 2012

Career

2,266, Devlin Hodges (SAM), 2015-18
 2,069, Scott Riddle (Elon), 2007-2010
 1,935, Armanti Edwards (APP), 2006-09
 1,892, Jacob Huesman (UTC), 2012-15
 1,766, Tyrie Adams (WCU), 2016-19
 1,425, Dustin Taliaferro (SAM), 2008-11
 1,411, Richie Williams (APP), 2002-05
 1,348, Greg Ryan (ETSU), 1993-96
 1,335, D.J. Campbell (APP), 1989-92
 1,331, Kenyon Earl (UTC), 1991-94

MOST TOTAL YARDS

Game

586, Devlin Hodges (SAM) at Western Caro., Oct. 6, 2018
 570, Cedric Stevens (UTC) vs. Appalachian St., Oct. 30, 2004
 545, Tyrie Adams (WCU) at Mercer, Oct. 20, 2018
 530, Devlin Hodges (SAM) at Western Caro., Sept. 23, 2017
 526, Chris Sanders (UTC) vs. Furman, Nov. 20, 1999
 517, Richie Williams (APP) vs. Chattanooga, Oct. 30, 2004
 516, Scott Riddle (Elon) vs. Furman, Nov. 3, 2007
 513, Devlin Hodges (SAM), at Mississippi St., Oct. 29, 2016
 510, Tyrie Adams (WCU) vs. Gardner-Webb, Sept. 10, 2016
 505, Devlin Hodges (SAM) vs. VMI, Oct. 13, 2018

Season

4,596, Devlin Hodges (SAM), 2018
 4,310, Devlin Hodges (SAM), 2016
 4,138, Devlin Hodges (SAM), 2017
 3,970, Armanti Edwards (APP), 2009
 3,843, Armanti Edwards (APP), 2008
 3,756, Chris Sanders (UTC), 2000
 3,745, Richie Williams (APP), 2005
 3,740, Jacob Huesman (UTC), 2014
 3,738, Scott Riddle (Elon), 2007
 3,649, Tony Petersen (MAR), 1987

Career

15,601, Devlin Hodges (SAM), 2015-18
 14,753, Armanti Edwards (APP), 2006-09
 13,147, Scott Riddle (Elon), 2007-10
 12,248, Jacob Huesman (UTC), 2012-15
 11,525, Tyrie Adams (WCU), 2016-19
 9,397, Troy Mitchell (WCU), 2012-15
 9,370, Richie Williams (APP), 2002-05
 8,711, Todd Wells (ETSU), 1997-00

8,086, John Russ (MER), 2014-16
 8,019, Al Cobb (VMI), 2014-16

MOST TOUCHDOWNS RESPONSIBLE FOR (touchdowns scored and passed for)

Game

9, Allen McCune (WVU) vs. Pittsburgh, Oct. 2, 1965
 8, Chris Forcier (FUR) vs. Presbyterian, Sept. 24, 2011
 7, Chris Sanders (UTC) vs. Mississippi Valley State, Sept. 16, 2000
 7, Armanti Edwards (APP) vs. Richmond, Dec. 7, 2007
 7, Devlin Hodges (SAM) vs. Western Caro., Oct. 6, 2018
 7, Devlin Hodges (SAM) vs. VMI, Oct. 13, 2018
 7, Chris Oladokun (SAM) at Tennessee Tech, Aug. 31, 2019
 6, 20 times
 Last: Alex Ramsey (VMI) vs. Samford, Oct. 12, 2019

Season

41, Armanti Edwards (APP), 2008
 40, Scott Riddle (Elon), 2007
 40, Devlin Hodges (SAM), 2016
 40, Devlin Hodges (SAM), 2018
 38, Chaz Williams (GSU), 2004
 38, Armanti Edwards (APP), 2007
 37, Jacob Huesman (UTC), 2014
 36, Chaz Williams (GSU), 2002
 34, DeAndre Presley (APP), 2010
 34, Devlin Hodges (SAM), 2017

Career

139, Armanti Edwards (APP), 2006-09
 128, Devlin Hodges (SAM), 2015-18
 120, Scott Riddle (Elon), 2007-10
 107, Jacob Huesman (UTC), 2012-15
 85, Chaz Williams (GSU), 2001-04
 82, Tyrie Adams (WCU), 2016-19
 81, Richie Williams (APP), 2002-05
 77, Jayson Foster (GSU), 2004-07
 75, John Russ (MER), 2014-16
 71, Greg Hill (GSU), 1996-99

MOST GAMES 250 OR MORE TOTAL YARDS

Season

11, Devlin Hodges (SAM), 2016
 11, Devlin Hodges (SAM), 2017
 10, Armanti Edwards (APP), 2008
 10, Scott Riddle (Elon), 2007
 10, Jamal Jackson (APP), 2012
 10, Devlin Hodges (SAM), 2018
 9, Chris Sanders (UTC), 2000
 9, Armanti Edwards (APP), 2007
 9, Armanti Edwards (APP), 2009
 9, DeAndre Presley (APP), 2010

Career

38, Devlin Hodges (SAM), 2015-18
 35, Armanti Edwards (APP), 2006-09
 28, Scott Riddle (Elon), 2007-10
 24, Jacob Huesman (UTC), 2012-15
 24, Tyrie Adams (WCU), 2016-19
 17, Troy Mitchell (WCU), 2012-15
 16, Chris Sanders (UTC), 1999-00
 16, Al Cobb (VMI), 2014-16
 15, Jamal Jackson (APP), 2010-13
 14, Thomas Wilson (Elon), 2009-12

MOST CONSECUTIVE GAMES 250 OR MORE TOTAL YARDS

Season

10, Scott Riddle (Elon), 2007
 10, Devlin Hodges (SAM), 2016
 9, Devlin Hodges (SAM), 2017
 8, Reece Udinski (VMI), 2019
 7, Chris Sanders (UTC), 2000
 7, Thomas Wilson (Elon), 2012
 7, Andy Summerlin (SAM), 2013
 6, Devlin Hodges (SAM), 2018
 5, Armanti Edwards (APP), 2008
 5, Armanti Edwards (APP), 2009
 5, Jamal Jackson (APP), 2012
 5, Jacob Huesman (UTC), 2014

MOST GAMES 300 OR MORE TOTAL YARDS

Season

10, Devlin Hodges (SAM), 2016
 10, Devlin Hodges (SAM), 2018
 8, Scott Riddle (Elon), 2007
 8, Armanti Edwards (APP), 2009
 8, Devlin Hodges (SAM), 2017

7, Richie Williams (APP), 2004
 7, Armanti Edwards (APP), 2008
 7, Jamal Jackson (APP), 2012
 7, Jacob Huesman (UTC), 2015
 7, Tyrie Adams (WCU), 2018

Career

32, Devlin Hodges (SAM), 2015-18
 24, Armanti Edwards (APP), 2006-09
 20, Scott Riddle (Elon), 2007-2010
 16, Tyrie Adams (WCU), 2016-19
 15, Jacob Huesman (UTC), 2012-15
 12, Chris Sanders (UTC), 1999-00
 11, Al Cobb (VMI), 2014-16
 10, Jamal Jackson (APP), 2010-2013
 9, Thomas Wilson (Elon), 2009-12
 9, Troy Mitchell (WCU) 2012-15

HIGHEST AVERAGE GAIN PER PLAY

Game (minimum 20 plays)

17.00 (29-493), Michael Payton (MAR) vs. VMI, Nov. 16, 1991
 15.16 (31-470), Chris Oladokun (SAM) at Tenn. Tech, Aug. 31, 2019
 15.08 (24-362), Greg Hill (GSU) vs. Furman, Nov. 7, 1998

Season (minimum 1,500 yards)

9.09 (258-2,346), Greg Hill (GSU), 1999
 8.94 (266-2,379), Michael Payton (MAR), 1991
 8.65 (257-2,222), Bobby Lamb (FUR), 1985
 8.60 (323-2,779), P.J. Blazewski (FUR), 2017
 8.03 (384-3,082), Ingle Martin (FUR), 2004
 8.02 (260-2,084), Ben Widmyer (WOF), 2008
 8.00 (255-2,039), Joe Newman (WOF), 2019
 7.88 (313-2,468), Lonnie Galloway (WCU), 1992
 7.71 (515-3,970), Armanti Edwards (APP), 2009
 7.70 (459-3,536), Armanti Edwards (APP), 2007

Career (minimum 3,000 yards)

7.76 (809-6,277), Ingle Martin (FUR), 2004-05
 7.62 (1,935-14,753), Armanti Edwards (APP), 2006-09
 7.330 (911-6,678), Greg Hill (GSU), 1996-99
 7.329 (661-4,845), Bobby Lamb (FUR), 1982-85
 6.89 (992-6,832), Lonnie Galloway (WCU), 1990-93
 7.00, Michael Payton (MAR), 1989-92
 6.94 (1,044-7,247), Chris Sanders (UTC), 1999-00
 6.91 (839-5,801) P.J. Blazewski (FUR), 2014-17
 6.88 (2,266-15,601), Devlin Hodges (SAM), 2015-18
 6.79, (626-4,251) Joe Newman (WOF), 2016-19

RUSHING AND PASSING FOR 4,000 YARDS

Career

Armanti Edwards (APP), 2006-09 (4,361 rush, 10,392 pass)
 Jacob Huesman (UTC), 2012-15 (4,051 rush, 8,197 pass)

RUSHING AND PASSING FOR 3,000 YARDS

Career

Armanti Edwards (APP), 2006-09 (4,361 rush, 10,392 pass)
 Greg Hill (GSU), 1996-99 (3,309 rush, 3,369 pass)
 Jacob Huesman (UTC), 2012-15 (4,051 rush, 8,197 pass)

RUSHING AND PASSING FOR 1,000 YARDS

Season

3,740, Jacob Huesman (UTC), 2014 (1,009 rush, 2,731 pass)
 3,670, DeAndre Presley (APP), 2010 (1,039 rush, 2,631 pass)
 3,536, Armanti Edwards (APP), 2007 (1,588 rush, 1,948 pass)
 3,423, Tyrie Adams (WCU), 2018 (1,006 rush, 2,417 pass)
 3,404, Armanti Edwards (APP), 2006 (1,153 rush, 2,251 pass)
 3,361, Jacob Huesman (UTC), 2015 (1,244 rush, 2,117 pass)
 3,047, Jayson Foster (GSU), 2007 (1,844 rush, 1,203 pass)
 2,444, Chaz Williams (GSU), 2002 (1,422 rush, 1,022 pass)
 2,346, Greg Hill (GSU), 1999 (1,084 rush, 1,262 pass)
 2,254, Greg Hill (GSU), 1998 (1,061 rush, 1,193 pass)

~~~ RUSHING ~~~

MOST RUSHES

Game

52, Tom Sowers (VMI) vs. Davidson, Nov. 9, 1968
 49, Brad Hoover (WCU) vs. Appalachian State, Nov. 21, 1998
 47, Andrew Johnson (CIT) vs. William & Mary, Oct. 5, 1974
 47, Ron Darby (MAR) vs. Western Carolina, Nov. 12, 1988
 45, Tyler Renew (CIT) vs. Samford, Nov. 5, 2016
 44, Floyd Allen (VMI) vs. Western Carolina, Sept. 12, 1981
 43, John Settle (APP) vs. Marshall, Nov. 8, 1986
 42, Damon Scott (APP) vs. Chattanooga, Nov. 2, 1996
 41, Butch Colson (ECU) vs. Southern Mississippi, Nov. 22, 1969

#SoConFB

INDIVIDUAL RECORDS



41, Louis Ivory (FUR) vs. ETSU, Oct. 21, 2000
41, John Russ (MER) at Samford, Nov. 12, 2016

Season

340, Carlester Crumpler (ECU), 1972
331, Brad Hoover (WCU), 1998
317, John Settle (APP), 1986
302, Kevin Richardson (APP), 2006
294, Lorenzo Long, (WOF), 2016
291, Floyd Allen (VMI), 1979
291, Floyd Allen (VMI), 1980
291, Stump Mitchell (CIT), 1980
290, Chaz Williams (GSU), 2002
290, Eric Breitenstein (WOF), 2012

Career

996, Adrian Peterson (GSU), 1998-01
912, Eric Breitenstein (WOF), 2008-12
898, Thomas Haskins (VMI), 1993-96
897, Kevin Richardson (APP), 2004-07
891, John Settle (APP), 1983-86
857, Jermaine Austin (GSU), 2002-05
847, Louis Ivory (FUR), 1998-01
823, Jack Douglas (CIT), 1989-92
788, Jacob Huesman (UTC), 2012-15
786, Stump Mitchell (CIT), 1977-80

MOST RUSHING YARDS

Quarter

174, Jayson Foster (GSU) vs. Wofford, Nov. 3, 2007 (1st)
174, DeAndre Presley (APP) vs. W. Illinois, Dec. 4, 2010 (2nd)
174, Devin Wynn (FUR) at Samford, Oct. 5, 2019 (1st)
159, Adrian Peterson (GSU) vs. ETSU, Oct. 30, 1999 (3rd)
147, Adrian Peterson (GSU) vs. The Citadel, Oct. 24, 1998 (4th)
145, Quay Holmes (ETSU) vs. Mercer, Nov. 16, 2019 (1st)
143, Louis Ivory (FUR) vs. Western Carolina, Sept. 30, 2000 (1st)
135, Louis Ivory (FUR) vs. Georgia Southern, Nov. 4, 2000

133, Garrett Ford Sr. (WVU) vs. Pittsburgh, Oct. 2, 1965 (2nd)

Half

243, Detrez Newsome (WCU) vs. Davidson, Sept. 9, 2017 (1st)
232, Jayson Foster (GSU) vs. Wofford, Nov. 3, 2007 (1st)
228, Eric Breitenstein (WOF) at Elon, Sept. 29, 2012 (1st)
211, Armanti Edwards (APP) vs. The Citadel, Nov. 3, 2007 (1st)
207, Brandon Rainey (CIT) vs. Samford, Nov. 10, 2018 (2nd)
204, Armanti Edwards (APP) vs. Richmond, Dec. 7, 2007 (1st)
202, Anthony James (WCU) vs. Marshall, Nov. 14, 1981
201, Jerodis Williams (FUR) vs. W. Carolina, Sept. 29, 2012 (1st)
197, Adrian Peterson (GSU) vs. VMI, Oct. 2, 1999 (1st)
196, Adrian Peterson (GSU) vs. The Citadel, Oct. 24, 1998 (2nd)

Game

321, Eric Breitenstein (WOF) at Elon, Sept. 29, 2012
(see 200-Yard Club)

Season

2,079, Louis Ivory (FUR), 2000
2,035, Eric Breitenstein (WOF), 2012
1,932, Adrian Peterson (GSU), 1998
1,844, Jayson Foster (GSU), 2007
1,817, Jerick McKinnon (GSU), 2012
1,807, Adrian Peterson (GSU), 1999
1,698, Thomas Haskins (VMI), 1996
1,676, Kevin Richardson (APP), 2006
1,663, Brad Hoover (WCU), 1998
1,661, John Settle (APP), 1986

Career

6,559, Adrian Peterson (GSU), 1998-01
5,734, Eric Breitenstein (WOF), 2008-12
5,411, Jermaine Austin (GSU), 2002-05
5,353, Louis Ivory (FUR), 1998-01
5,349, Thomas Haskins (VMI), 1993-96
4,804, Kevin Richardson (APP), 2004-07

4,560, Chris Parker (MAR), 1991-95
4,409, John Settle (APP), 1983-86
4,361, Armanti Edwards (APP), 2006-09
4,149, Carl Tremble (FUR), 1989-92

MOST RUSHING YARDS PER GAME-AVERAGE

Season

189.0, Louis Ivory (FUR), 2000
175.6, Adrian Peterson (GSU), 1998
167.6, Jayson Foster (GSU), 2007
164.3, Adrian Peterson (GSU), 1999
156.5, Eric Breitenstein (WOF), 2012
154.4, Thomas Haskins (VMI), 1996
151.8, Brad Hoover (WCU), 1998
151.2, Adrian Peterson (GSU), 2000
151.2, Brad Hoover (WCU), 1998
151.0, John Settle (APP), 1986

Career

156.2, Adrian Peterson (GSU), 1998-01
127.5, Louis Ivory (FUR), 1998-01
121.6, Thomas Haskins (VMI), 1993-96
115.3, Jermaine Austin (GSU), 2002-05
114.6, Eric Breitenstein (WOF), 2008-12
112.9, Eldra Buckley (UTC), 2005-06
107.3, Chris Evans (SAM), 2008-10
104.2, Stump Mitchell (CIT), 1977-80
103.6, Chris Parker (MAR), 1991-95
102.5, John Settle (APP), 1983-86

MOST RUSHING YARDS BY A FRESHMAN

Season

1,932, Adrian Peterson (GSU), 1998 (NCAA record)
1,416, Jermaine Austin (GSU), 2002
1,250, Marcus Cox (APP), 2013
1,159, Armanti Edwards (APP), 2006
1,107, Alex Lakes (MER), 2014

200-yard rushing club

321, Eric Breitenstein (WOF) at Elon, Sept. 29, 2012
316, Jerick McKinnon (GSU) vs. C. Arkansas, Dec. 1, 2012
313, Armanti Edwards (APP) vs. Richmond, Dec. 7, 2007
301, Louis Ivory (FUR) vs. Georgia Southern, Nov. 4, 2000
291, Armanti Edwards (APP) vs. The Citadel, Nov. 3, 2007
288, Detrez Newsome (WCU) vs. Davidson, Sept. 9, 2017
286, Gene Brown (CIT) vs. VMI, Nov. 12, 1988
285, Tyler Renew (CIT) vs. Samford, Nov. 5, 2016
279, Jayson Foster (GSU) vs. Wofford, Nov. 3, 2007
277, Thomas Haskins (VMI) vs. The Citadel, Nov. 16, 1996
277, Detrez Newsome (WCU) vs. Chattanooga, Oct. 28, 2016
267, Ritchie Melchor (APP) vs. Chattanooga, Oct. 28, 1989
266, Thomas Haskins (VMI) vs. Chattanooga, Oct. 14, 1995
264, DeAndre Presley (APP) vs. W. Illinois, Dec. 4, 2010
262, Ron Darby (MAR) vs. Western Carolina, Nov. 12, 1988
261, Mike Glenn (FUR) vs. Presbyterian, Sept. 13, 1980
260, Ray Sinclair (DAV) vs. Catawba, Nov. 14, 1981
257, Phil Mosser (W&M) vs. Ohio Wesleyan, Oct. 3, 1970
257, Chris Evans (SAM) vs. Wofford, Nov. 14, 2009
255, Dominique Swope (GSU) vs. Old Dominion, Dec. 3, 2011
255, Quay Holmes (ETSU) vs. Mercer, Nov. 16, 2019
253, Jayson Foster (GSU) vs. Coastal Carolina, Sept. 15, 2007
251, Thomas Haskins (VMI) vs. Richmond, Sept. 24, 1994
251, Brad Hoover (WCU) vs. VMI, Oct. 31, 1998
250, Thomas Haskins (VMI) vs. The Citadel, Nov. 12, 1994
247, Eric Breitenstein (WOF) vs. New Hampshire, Dec. 1, 2012
246, Floyd Allen (VMI) vs. Furman, Oct. 27, 1979
245, Bill Wightman (ECU) vs. Davidson, Nov. 8, 1969
245, Larry Fourqrange (MAR) vs. Appalachian State, Nov. 7, 1981
245, John Settle (APP) vs. Furman, Oct. 25, 1986
245, Steven Miller (APP) at Western Carolina, Oct. 27, 2012
243, Ernest Crosby (FUR) vs. South Carolina State, Sept. 14, 1996
242, Brandon Walker (ETSU) vs. Chas. Southern Nov. 21, 1998
241, Andrew Johnson (CIT) vs. William & Mary, Oct. 5, 1974
241, Darrell Lipford (WCU) vs. Marshall, Nov. 12, 1977
241, Anthony James (WCU) vs. Marshall, Nov. 14, 1981
241, Thomas Haskins (VMI) vs. Appalachian State, Nov. 23, 1996
240, Andrew Johnson (CIT) vs. Davidson, Nov. 18, 1973
239, Larry Zunich (UR) vs. Davidson, Oct. 22, 1966
239, John Settle (APP) vs. Western Carolina, Nov. 9, 1985
239 Jerodis Williams (FUR) vs. W. Carolina, Sept. 29, 2012
237, Herman Jacobs (ETSU) vs. The Citadel, Nov. 12, 1983
236, John Settle (APP) vs. Nicholls State, Nov. 29, 1986
235, Charles McNeill (UTC) vs. Kentucky State, Nov. 24, 2001
232, Derrick Hollins (ETSU) vs. Wofford, Nov. 3, 1990
232, Louis Ivory (FUR) vs. William & Mary, Sept. 16, 2000
231, Jerry Ellison (UTC) vs. Boise State, Sept. 5, 1992
231, Adrian Peterson (GSU) vs. The Citadel, Oct. 24, 1998

231, Jayson Foster (GSU) vs. West Georgia, Sept. 8, 2007
230, Eric Breitenstein (WOF) vs. Furman, Oct. 2, 2010
229, Steve Crislip (FUR) vs. Carson-Newman, Nov. 20, 1971
228, Carl Tremble (FUR) vs. Chattanooga, Nov. 14, 1992
227, Thomas Haskins (VMI) vs. Chattanooga, Oct. 19, 1996
227, Louis Ivory (FUR) vs. ETSU, Oct. 21, 2000
227, Eric Breitenstein (WOF) at Samford, Nov. 6, 2010
227, Darien Robinson (CIT) at Old Dominion, Sept. 21, 2013
226, Rick Reeves (ETSU) vs. Middle Tenn. State, Nov. 10, 1979
225, Thomas Haskins (VMI) vs. Appalachian State, Nov. 19, 1994
224, Thomas Haskins (VMI) vs. The Citadel, Nov. 13, 1993
224, Travis Jervey (CIT) vs. VMI, Nov. 12, 1994
222, Alvin Parker (APP) vs. Marshall, Nov. 12, 1983
222, Adrian Peterson (GSU) vs. Chattanooga, Sept. 25, 1999
222, Derrick Craine (UTC) vs. Samford, Sept. 24, 2016
221, Roderick Russell (GSU) vs. The Citadel, Oct. 26, 1996
221, Adrian Peterson (GSU) vs. Chattanooga, Sept. 26, 1998
220, Armanti Edwards (APP) vs. Georgia Southern, Oct. 20, 2007
219, Greg Hill (GSU) vs. Furman, Nov. 7, 1998
219, Adrian Peterson (GSU) vs. Jacksonville State, Sept. 12, 1998
219, Greg Hill (GSU) vs. Furman, Nov. 6, 1999
219, Carlos Locklyn (UTC) at VMI, Oct. 16, 1999
219, Eric Breitenstein (WOF) at Gardner-Webb, Sept. 1, 2012
219, Fabian Truss (SAM) at Elon, Nov. 10, 2012
218, Ron Lear (MAR) vs. Furman, Oct. 13, 1979
218, Damon Scott (APP) vs. North Carolina A&T, Sept. 16, 1995
217, Terrance Rivers (CIT) vs. Furman, Oct. 15, 1994
217, Eric Breitenstein (WOF) vs. Elon, Oct. 29, 2011
217, Brandon Rainey (CIT) vs. Samford, Nov. 10, 2018
217, Connell Young (WCU) at Chattanooga, Sept. 28, 2019
217, Devin Wynn (FUR) at Samford, Oct. 5, 2019
216, Damon Scott (APP) vs. The Citadel, Sept. 28, 1996
216, Adrian Peterson (GSU) vs. Appalachian State, Oct. 17, 1998
216, Adrian Peterson (GSU) vs. ETSU, Oct. 30, 1999
216, Jimmy Watkins (APP) vs. William & Mary, Dec. 1, 2001
216, Chris Covington (GSU) vs. Central Conn. St., Sept. 6, 2006
215, Tim Sowers (VMI) vs. Davidson, Nov. 9, 1968
215, Emmitt Hamilton (APP) vs. Lenoir-Rhyne, Oct. 18, 1975
215, Kevin Richardson (APP) vs. Western Carolina, Nov. 10, 2007
215, Marcus Cox (APP) vs. Western Carolina, Nov. 23, 2013
214, Louis Ivory (FUR) vs. The Citadel, Oct. 14, 2000
213, Tony Ball (UTC) vs. Western Carolina, Nov. 3, 1979
213, John Bagwell (FUR) vs. Marshall, Oct. 3, 1987
213, Fred Boateng (WCU) vs. Georgia Southern, Oct. 7, 2000
212, Damell Powell (UTC) vs. Middle Tenn. State, Oct. 4, 1975
211, Everette Sands (CIT) vs. Lees-McRae, Oct. 2, 1993
211, Adrian Peterson (GSU) vs. VMI, Oct. 2, 1999
210, George Searcy (ETSU) vs. The Citadel, Oct. 28, 1989

210, Thomas Haskins (VMI) vs. Richmond, Nov. 9, 1996
210, Tyrone Coleman (UTC) at The Citadel, Nov. 7, 1998
210, Eldra Buckley (UTC) vs. Appalachian State, Oct. 29, 2005
210, Jayson Foster (GSU) vs. Chattanooga, Sept. 22, 2007
209, Jerry Butler (ETSU) vs. Tennessee Tech, Sept. 8, 1984
209, Marcus Mines (VMI) vs. West Virginia Tech, Sept. 26, 1992
209, Adrian Peterson (GSU) vs. ETSU, Oct. 31, 1998
209, Maurice Murphy (CIT) vs. VMI, Nov. 10, 2001
208, Ron Lear (MAR) vs. Appalachian State, Nov. 17, 1979
208, Ritchie Melchor (APP) vs. Middle Tenn. State, Sept. 30, 1989
208, Kevin Richardson (APP) vs. Georgia Southern, Oct. 15, 2005
207, Louis Ivory (FUR) vs. Chattanooga, Nov. 18, 2000
207, Jermaine Austin (GSU) vs. FIU, Oct. 4, 2003
207, Alan Atwater (APP) vs. Chattanooga, Nov. 1, 2003
207, Alex Ramsey (VMI) vs. Wofford, Sept. 28, 2019
206, Lamar Lewis (GSU) vs. Coastal Carolina, Sept. 15, 2007
205, Ted Anderson (WVU) vs. VMI, Oct. 24, 1953
205, Bob Duncan (CIT) vs. Richmond, Nov. 1, 1969
205, Bob Carson (CIT) vs. Chattanooga, Oct. 23, 1971
205, Tony Scales (VMI) vs. Appalachian State, Sept. 14, 1991
205, Jerry Ellison (UTC) vs. Furman, Nov. 20, 1993
205, Alden Lance (APP) vs. Liberty, Nov. 5, 1994
205, Damon Scott (APP) vs. Western Carolina, Nov. 11, 1995
204, Tony Scales (VMI) vs. Richmond, Sept. 28, 1991
204, Eldra Buckley (UTC) vs. Tennessee Tech, Aug. 31, 2006
203, John Settle (APP) vs. Wake Forest, Aug. 30, 1986
203, Darius Hooks (WCU) vs. Wofford, Sept. 14, 1996
203, Brad Hoover (WCU) vs. Wofford, Oct. 17, 1998
203, Louis Ivory (FUR) vs. ETSU, Oct. 23, 1999
203, Shaun Warren (WCU) vs. Mars Hill, Sept. 10, 2011
202, Pat Carroll (FUR) vs. Carson-Newman, Oct. 3, 1970
202, James Roberts (UTC) vs. ETSU, Oct. 14, 1989
202, Carl Tremble (FUR) vs. The Citadel, Nov. 17, 1990
202, Chris Parker (MAR) vs. ETSU, Nov. 6, 1993
202, Antonio Smith (CIT) vs. Hofstra, Oct. 31, 1998
202, Steven Miller (APP) vs. Coastal Carolina, Sept. 29, 2012
202, Antonio Wilcox (FUR) at Western Carolina, Oct. 28, 2017
200, Darryl Jackson (WCU) vs. Mars Hill, Oct. 10, 1987
200, Jack Douglas (CIT) vs. ETSU, Oct. 27, 1990
200, Chip Hooks (APP) vs. Chattanooga, Sept. 28, 1991
200, Thomas Haskins (VMI) vs. Appalachian State, Nov. 4, 1995
200, Quan Warren (WCU) vs. Presbyterian, Sept. 20, 2008
200, Andre Stoddard (WOF) at Gardner-Webb, Sept. 29, 2018
200, Ailym Ford (UTC) vs. ETSU, Oct. 17, 2019



Georgia Southern's Adrian Peterson holds numerous SoCon and NCAA records, including the most rushing yards in a career (6,559).

1,090, Mike Smith (UTC), 1977
1,081, Ailym Ford (UTC), 2019
1,067, James Roberts (UTC), 1989
1,045, Gwain Durden (UTC), 1977
1,023, Dominique Swope (GSU), 2011

MOST RUSHING YARDS BY A QUARTERBACK Game

316, Jerick McKinnon (GSU) vs. C. Arkansas, Dec. 1, 2012
313, Armanti Edwards (APP) vs. Richmond, Dec. 7, 2007
291, Armanti Edwards (APP) vs. The Citadel, Nov. 3, 2007
286, Gene Brown (CIT) vs. VMI, Nov. 12, 1988
279, Jayson Foster (GSU) vs. Wofford, Nov. 3, 2007
264, DeAndre Presley (APP) vs. W. Illinois, Dec. 4, 2010
253, Jayson Foster (GSU) vs. Coastal Carolina, Sept. 15, 2007
231, Jayson Foster (GSU) vs. West Georgia, Sept. 8, 2007
219, Greg Hill (GSU) vs. Furman, Nov. 7, 1998
219, Greg Hill (GSU) vs. Furman, Nov. 6, 1999

Season

1,884, Jayson Foster (GSU), 2007
1,817, Jerick McKinnon (GSU), 2012
1,588, Armanti Edwards (APP), 2007
1,481, Jayson Foster (GSU), 2005
1,422, Chaz Williams (GSU), 2002
1,244, Jacob Huesman (UTC), 2015
1,153, Armanti Edwards (APP), 2006
1,152, Jack Douglas (CIT), 1991
1,084, Greg Hill (GSU), 1999
1,061, Greg Hill (GSU), 1998

Career

4,361, Armanti Edwards (APP), 2006-09
4,051, Jacob Huesman, (UTC), 2012-15
3,899, Jerick McKinnon (GSU), 2010-13
3,674, Jack Douglas (CIT), 1989-92
3,664, Jayson Foster (GSU), 2004-07
3,309, Greg Hill (GSU), 1996-99
2,768, Chaz Williams (GSU), 2001-04
2,547, Tyrrie Adams (WCU), 2016-19
2,475, Tony Scales (VMI), 1989-92
2,202, Dominique Allen (CIT), 2014-17

MOST GAMES RUSHING FOR 100+ YARDS Season

12, Eric Breitenstein (WOF), 2012
11, Adrian Peterson (GSU), 1998
11, Adrian Peterson (GSU), 1999
11, Chaz Williams (GSU), 2002
10, Stump Mitchell (CIT), 1980
10, John Settle (APP), 1986
10, Carl Tremble (FUR), 1992
10, Louis Ivory (FUR), 2000
10, Louis Ivory (FUR), 2001

10, Jermaine Austin (GSU), 2005
10, Eric Breitenstein (WOF), 2011

Career

40, Adrian Peterson (GSU), 1998-01
33, Jermaine Austin (GSU), 2002-05
32, Eric Breitenstein (APP), 2008-12
28, Louis Ivory (FUR), 1998-01
25, Carl Tremble (FUR), 1989-92
24, Thomas Haskins (VMI), 1993-96
22, John Settle (APP), 1983-86
21, Stump Mitchell (CIT), 1977-80
20, Damon Scott (APP), 1993-96
20, Kevin Richardson (APP), 2004-07

MOST CONSECUTIVE GAMES RUSHING 100+ YARDS Season

11, Adrian Peterson (GSU), 1998 (NCAA record)
11, Adrian Peterson (GSU), 1999 (NCAA record)
11, Eric Breitenstein (WOF), 2012 (NCAA record)
10, Chaz Williams (GSU), 2002
9, Stump Mitchell (CIT), 1980
9, John Settle (APP), 1986
9, Carl Tremble (FUR), 1992
9, Adrian Peterson (GSU), 2000
7, Brad Hoover (WCU), 1998
7, Eric Breitenstein (WOF), 2011

Career

36, Adrian Peterson (GSU), 1998-00

MOST GAMES RUSHING FOR 100+ YARDS BY A FRESHMAN

11, Adrian Peterson (GSU), 1998 (NCAA record)
7, Jermaine Austin (GSU), 2002
6, Alex Lakes (MER), 2014
6, Ailym Ford (UTC), 2019

MOST GAMES RUSHING FOR 100+ YARDS BY A QUARTERBACK

Season
11, Chaz Williams (GSU), 2002

MOST CONSECUTIVE GAMES RUSHING FOR 100+ YARDS BY A QUARTERBACK

Season
10, Chaz Williams (GSU), 2002

MOST GAMES RUSHING 200 OR MORE YARDS

Season
5, Adrian Peterson (GSU), 1998
5, Louis Ivory (FUR), 2000
4, Thomas Haskins (VMI), 1996
4, Jayson Foster (GSU), 2007
3, John Settle (APP), 1986
3, Thomas Haskins (VMI), 1994
3, Armanti Edwards (APP), 2007
3, Eric Breitenstein (WOF), 2012

Career

10, Thomas Haskins (VMI), 1993-96
8, Adrian Peterson (GSU), 1998-01
6, Louis Ivory (FUR), 1998-01
6, Eric Breitenstein (WOF), 2008-12
4, John Settle (APP), 1983-86
4, Jayson Foster (GSU), 2004-07
3, Damon Scott (APP), 1993-96
3, Armanti Edwards (APP), 2006-09

MOST CONSECUTIVE GAMES RUSHING FOR 200+ YARDS

Season
3, Thomas Haskins (VMI), 1996
3, Adrian Peterson (GSU), 1998
3, Louis Ivory (FUR), 2000
3, Jayson Foster (GSU), 2007

MOST RUSHING YARDS IN MULTIPLE GAMES

2 Games
528, Louis Ivory (FUR), 2000
518, Thomas Haskins (VMI), 1996
487, Jerick McKinnon (GSU), 2012
484, Jayson Foster (GSU), 2007
481, Eric Breitenstein (WOF), 2012
479, Eric Breitenstein (WOF), 2012
466, Louis Ivory (FUR), 2000
441, Adrian Peterson (GSU), 1998
441, Louis Ivory (FUR), 2000
439, Armanti Edwards (APP), 2007

3 Games

742, Louis Ivory (FUR), 2000
728, Thomas Haskins (VMI), 1996
694, Jayson Foster (GSU), 2007
673, Louis Ivory (FUR), 2000
655, Jerick McKinnon (GSU), 2012
650, Adrian Peterson (GSU), 1998
639, Eric Breitenstein (WOF), 2012
637, Armanti Edwards (APP), 2007
623, Jerick McKinnon (GSU), 2012
605, Adrian Peterson (GSU), 1999

4 Games

907, Louis Ivory (FUR), 2000
874, Thomas Haskins (VMI), 1996
833, Adrian Peterson (GSU), 1998
794, Jerick McKinnon (GSU), 2012
790, Jayson Foster (GSU), 2007
764, Jerick McKinnon (GSU), 2012
761, Adrian Peterson (GSU), 1999
744, Jerick McKinnon (GSU), 2012
741, Eric Breitenstein (WOF), 2012
728, Armanti Edwards (APP), 2007

5 Games

1,114, Louis Ivory (FUR), 2000
1,101, Thomas Haskins (VMI), 1996
1,011, Adrian Peterson (GSU), 1998
962, Jerick McKinnon (GSU), 2012
885, Jerick McKinnon (GSU), 2012
882, Jayson Foster (GSU), 2007
876, Adrian Peterson (GSU), 1999
872, Stump Mitchell (CIT), 1980
864, Eric Breitenstein (WOF), 2012
835, Adrian Peterson (GSU), 2000

MOST SEASONS RUSHING FOR 1,000+ YARDS

Career
4, Adrian Peterson (GSU), 1998-01
3, Stanford Jennings (FUR), 1981-83
3, Chris Parker (MAR), 1993-95
3, Thomas Haskins (VMI), 1994-96
3, Louis Ivory (FUR), 1999-01
3, Chris Evans (SAM), 2008-10
3, Eric Breitenstein (WOF), 2010-12
3, Detrez Newsome (WCU), 2015-17

TWO PLAYERS, SAME TEAM, RUSHING FOR 1,000+ YARDS Chattanooga, 1977

Mike Smith (1,067) and Gwain Durden (1,045)
The Citadel, 1988
Adrian Johnson (1,091) and Gene Brown (1,006)

Georgia Southern, 1998
Greg Hill (1,061) and Adrian Peterson (1,932)
Georgia Southern, 1999

Greg Hill (1,084) and Adrian Peterson (1,807)

Georgia Southern, 2002
Chaz Williams (1,422) and Jermaine Austin (1,416)
Georgia Southern 2005

Jermaine Austin (1,546) and Jayson Foster (1,481)
Appalachian State, 2006

Kevin Richardson (1,676) and Armanti Edwards (1,153)
Appalachian State, 2007
Armanti Edwards (1,588) and Kevin Richardson (1,348)

Georgia Southern, 2012
Jerick McKinnon (1,817) and Dominique Swope (1,246)
Chattanooga, 2014

Keon Williams (1,037) and Jacob Huesman (1,009)
Chattanooga, 2015
Derrick Craine (1,251) and Jacob Huesman (1,244)

MOST RUSHING YARDS BY TWO PLAYERS, SAME TEAM Game

459, Jayson Foster (253), Lamar Lewis (206), GSU
vs. Coastal Carolina, Sept. 15, 2007
416, Greg Hill (219), Adrian Peterson (197), GSU
vs. Furman, Nov. 6, 1999

Season

3,027, Jermaine Austin (1,546) and Jayson Foster (1,481),
GSU, 2005

MOST RUSHING YARDS BY TWO OPPOSING PLAYERS Game

474, Thomas Haskins (VMI) (250), Travis Jervey (CIT) (224),
Nov. 12, 1994

INDIVIDUAL RECORDS



HIGHEST RUSHING AVERAGE

Game (minimum 15 carries)

19.2 (15-288), Detrez Newsome (WCU) vs. Davidson, Sept. 9, 2017
19.1 (15-286), Gene Brown (CIT) vs. VMI, Nov. 12, 1988
16.5 (16-264), DeAndre Presley (APP) vs. W. Illinois, Dec. 4, 2011
13.9, Andre Lockhart (UTC) vs. ETSU, Oct. 25, 1986

Game (minimum 5 carries)

38.6 (5-193), Shaun Fogle (WOF) vs. ETSU, Nov. 4, 2000
29.8 (6-179), Joe Bedenbaugh (CIT) vs. Chattanooga, Nov. 7, 1970
24.3 (7-170), Gabriel Jackson (WOF) vs. The Citadel, Oct. 30, 2004
22.7 (7-159), Zzream Walden (GSU) vs. Western Carolina, Oct. 12, 2002

Season

(minimum 200 carries)

7.5, Adrian Peterson (GSU), 1998
7.3, Louis Ivory (FUR), 2000
7.3, Adrian Peterson (GSU), 1999
7.1, Jayson Foster (GSU), 2007
7.0, Brad Hoover (WCU), 1996
7.0, Eric Breitenstein (WOF), 2012
6.9, Kevious Johnson (WOF), 2007
6.8, Carl Tremble (FUR), 1992
6.8, Bryan Fitzgerald (UTC), 2007
6.8, Jerick McKinnon (GSU), 2012

(minimum 100 carries)

9.0, Terrance Rivers (CIT), 1994
8.8, Donovan Johnson (WOF), 2011
7.8, Gwain Durden (UTC), 1979
7.8, Jesse McCoy (WOF), 2002
7.7, Travis Jervey (CIT), 1994
7.5, Brothel Cole (FUR), 1979
7.3, Jon Hall (CIT), 1971
7.3, Robbie Gardner (FUR), 1984
7.2, Darien Robinson (CIT), 2012
7.1, Gwain Durden (UTC), 1980
7.1, Greg Hill (GSU), 1999
7.1, Lennox McAfee (WOF), 2018

Career

(minimum 300 carries)

7.4, Cam Jackson (CIT), 2014-17
7.3, Jesse McCoy (WOF), 1999-02
7.0, Erik Thomas (MAR), 1995-96
6.8, Gwain Durden (UTC), 1977-80
6.7, Jayson Foster (GSU), 2004-07
6.6, Adrian Peterson (GSU), 1998-01
6.3, Erik Thomas (MAR), 1993-96
6.3, Louis Ivory (FUR), 1998-01
6.3, Jermaine Austin (GSU), 2002-05
6.3, Eric Breitenstein (WOF), 2008-12
6.3 Devin Wynn (FUR), 2017-present

MOST RUSHING TOUCHDOWNS

Half

5, Adrian Peterson (GSU) vs. The Citadel, Oct. 24, 1998
5, Jerome Felton (FUR) vs. Western Carolina, Sept. 23, 2006
4, John Settle (APP) vs. Davidson, Oct. 4, 1986
4, Kevin Richardson (APP) vs. Gardner-Webb, Oct. 6, 2007
4, Armanti Edwards (APP) vs. Richmond, Dec. 7, 2007
4, Lorenzo Ward (CIT) vs. Samford, Nov. 10, 2018 (2nd)
4, Joe Newman (WOF) at ETSU, Oct. 5, 2019 (1st)
4, Alex Ramsey (VMI) vs. Samford, Oct. 12, 2019 (1st)

Game

6, Jerome Felton (FUR), Western Carolina, Sept. 23, 2006
6, Jayson Foster (GSU) vs. Coastal Carolina, Sept. 15, 2007
6, Alex Ramsey (VMI) vs. Samford (OT), Oct. 12, 2019
5, John Settle (APP) vs. Davidson, Oct. 4, 1986
5, Adrian Peterson (GSU) vs. The Citadel, Oct. 24, 1998
5, J.R. McNair (WOF) vs. Chattanooga, Oct. 4, 2003
5, Ben Dupree (CIT) at Old Dominion, Sept. 21, 2013

Season

30, Kevin Richardson (APP), 2006
28, Adrian Peterson (GSU), 1999
27, Chaz Williams (GSU), 2002
25, Adrian Peterson (GSU), 1998
25, Chaz Williams (GSU), 2004
24, Jayson Foster (GSU), 2007
23, Jerome Felton (FUR), 2006
23, Dane Romero (WOF), 2008
22, Eric Breitenstein (WOF), 2010

22, Alex Ramsey (VMI), 2019

Career

84, Adrian Peterson (GSU), 1998-01
66, Kevin Richardson (APP), 2004-07
65, Armanti Edwards (APP), 2006-09
65, Eric Breitenstein (WOF), 2008-12
63, Jerome Felton (FUR), 2004-07
62, Chaz Williams (GSU), 2001-04
54, Jayson Foster (GSU), 2004-07
53, Louis Ivory (FUR), 1998-01
50, Thomas Haskins (VMI), 1993-96
49, Greg Hill (GSU), 1996-99

MOST RUSHING TOUCHDOWNS PER GAME

Season

2.5 (11-28), Adrian Peterson (GSU), 1999 (NCAA record)

CONSECUTIVE GAMES WITH A RUSHING TOUCHDOWN

Season

12, Jayson Foster (GSU), 2005
11, Louis Ivory (FUR), 2001
11, Chaz Williams (GSU), 2002

Career

14, Adrian Peterson (GSU), 1998-99
13, Chaz Williams (GSU), 2002-03

RUSHING TOUCHDOWNS BY A QUARTERBACK

Season

27, Chaz Williams (GSU), 2002 (NCAA record)
25, Chaz Williams (GSU), 2004
24, Jayson Foster (GSU), 2007
21, Jayson Foster (GSU), 2005
21, Armanti Edwards (APP), 2007300
20, Jerick McKinnon (GSU), 2012
18, Armanti Edwards (APP), 2009
17, Brandon Rianey (CIT), 2019
16, Dave Alexander (ECU), 1965
16, Greg Hill (GSU), 1998
16, Greg Hill (GSU), 1999

Career

65, Armanti Edwards (APP), 2006-09
62, Chaz Williams (GSU), 2001-04
54, Jayson Foster (GSU), 2007
49, Greg Hill (GSU), 1996-99
43, Jacob Huesman (UTC), 2012-15

THREE PLAYERS RUSHING FOR 100+ YARDS

Game

Furman, Brian Jager (131), John Drye (123), John Bagwell (119) vs. Newberry, Sept. 14, 1985
Appalachian State, John Settle (187), Tim Sanders (108), Ritchie Melchor (108) vs. Davidson, Oct. 4, 1986
VMI, Tony Scales (167), Marcus Mines (113), Scott Council (110) vs. ETSU, Sept. 7, 1991
Georgia Southern, Andre Weathers (133), Greg Hill (126), and Adrian Peterson (115) vs. Western Carolina, Oct. 9, 1999
Georgia Southern, Jermaine Austin (160), Chaz Williams (120), Hakim Ford (106) vs. Gardner-Webb, Sept. 7, 2002
Georgia Southern, Jermaine Austin (133), Chaz Williams (117), Mark Myers (105) vs. Appalachian State, Oct. 19, 2002
Furman, Daric Carter (132), Jerome Felton (121), Cedrick Gipsom (100) vs. Samford, Sept. 17, 2005
Wofford, Irving Mulligan (106), Jacquuez Allen (105), Joe Newman (104) vs. Western Carolina, Oct. 19, 2019

MOST CONSECUTIVE RUSHES WITHOUT A FUMBLE

Game

43, John Settle (APP) vs. Marshall, Nov. 8, 1986

~~~ PASSING ~~~

HIGHEST PASSING EFFICIENCY RATING

Game (minimum 10 attempts)

411.1, Billy Napier (FUR) vs. Elon, Sept. 14, 2002 (8-10 att., 237 yds., 4 TD, 0 int.)
404.8, Tony Scales (VMI) vs. William & Mary, Oct. 13, 1990 (9-12, 314, 4, 0)
380.9, Tyrie Adams (WCU) vs. Davidson, Sept. 9, 2017 (10-13, 274, 5, 0)
369.4, Justin Barnes (UTC) vs. Kentucky State, Nov. 24, 2001 (12-16, 325, 6, 0)

343.0, Armanti Edwards (APP) vs. Chattanooga, Oct. 7, 2006 (12-14, 311, 3, 0)
338.6, Armanti Edwards (APP) vs. Wofford, Oct. 31, 2008 (17-19, 5, 0)
338.0, Chris Forcier (FUR) vs. Presbyterian, Sept. 24, 2011 (12-16, 226, 7, 0)
311.5, Chris Oladokun (SAM) at Tennessee Tech, Aug. 31, 2019 (19-24, 428, 6, 0)
306.5, Trey Elder (APP) vs. Le noir-Rhyne, Sept. 8, 2007 (9-13, 210, 4, 0)
297.2, Lonnie Galloway (WCU) vs. Marshall, Oct. 31, 1992 (12-16, 266, 4, 0)

Season (minimum 150 attempts)

181.3, Michael Payton (MAR), 1992
172.4, Chris Forcier (FUR), 2011
172.3, P.J. Blazejewski (FUR), 2017
170.9, Bobby Lamb (FUR), 1985
170.2, Armanti Edwards (APP), 2008
167.4, Lonnie Galloway (WCU), 1992
160.1, David Charpia (FUR), 1983
159.8, Todd Donnan (MAR), 1994
159.3, Bobby Lamb (FUR), 1984
159.3, Armanti Edwards (APP), 2007

Career (minimum 300 attempts)

156.33, Bobby Lamb (FUR), 1982-85
154.27, Alejandro Bennifield (UTC), 2014-17
154.16, Armanti Edwards (APP), 2006-09
152.23, Ingle Martin (FUR), 2004-05
148.70, Devlin Hodges (SAM), 2015-18
147.74, Michael Payton (MAR), 1989-92
147.25, Greg Hill (GSU), 1996-99
147.16, Billy Napier (FUR), 1999-02
145.57, Richie Williams (APP), 2002-05
143.90, Thomas Wilson (Elon), 2009-12

MOST PASSES COMPLETED

Game

49, Reece Udinski (VMI) vs. The Citadel, Oct. 20, 2018
46, Troy Mitchell (WCU) at South Florida, Aug. 30, 2014
44, Andy Summerlin (SAM) at Furman, Nov. 9, 2013
44, Devlin Hodges (SAM) at Chattanooga, Sept. 22, 2018
44, Devlin Hodges (SAM) vs. Western Caro., Oct. 6, 2018
43, Reece Udinski (VMI) at Western Caro., Sept. 22, 2018
43, Devlin Hodges (SAM) at The Citadel, Nov. 10, 2018
42, Devlin Hodges (SAM) at Western Carolina, Oct. 24, 2015
42, Devlin Hodges (SAM) at Mississippi St., Oct. 29, 2016
41, Chris Sanders (UTC) vs. Furman, Nov. 20, 1999
41, Scott Riddle (Elon) vs. Wofford, Oct. 20, 2007

Season

388, Devlin Hodges (SAM), 2018
375, Devlin Hodges (SAM), 2016
347, Devlin Hodges (SAM), 2016
346, Scott Riddle (Elon), 2007
306, Reece Udinski (VMI), 2019
301, Reece Udinski (VMI), 2018
300, Andy Summerlin (SAM), 2013
297, Chris Sanders (UTC), 1999
287, Chris Sanders (UTC), 2000
285, Scott Riddle (Elon), 2009

Career

1,310, Devlin Hodges (SAM), 2015-18 (NCAA record)
1,168, Scott Riddle (Elon), 2007-10
768, Armanti Edwards (APP), 2006-09
743, Jacob Huesman (UTC), 2012-15
739, Tyrie Adams (WCU), 2016-19
707, Dustin Taliaferro (SAM), 2008-11
703, Ai Cobb (VMI), 2014-16
694, Greg Ryan (ETSU), 1993-96
658, Reece Udinski (VMI), 2017-present
657, Reese Hannon (FUR), 2012-16

MOST CONSECUTIVE PASSES COMPLETED

Game

28, Richie Williams (APP) vs. Furman, Oct. 9, 2004 (NCAA record)
20, Chris Forcier (FUR), vs. Presbyterian, Sept. 24, 2011
17, Stanley Myers (CIT) vs. Furman, Oct. 17, 1998
17, Lee Chapple (GSU) vs. Wofford, Oct. 3, 2009
15, P.J. Blazejewski (FUR) vs. Wofford, Nov. 15, 2014
15, Austin Herink (ETSU) vs. Limestone, Sept. 2, 2017
14, Kaelan Riley (MER) at Furman, Oct. 21, 2017
14, Trey Mitchell (ETSU) vs. Shorter, Sept. 7, 2019
12, David Henderson (FUR) vs. Marshall, Oct. 28, 1978
12, Billy Napier (FUR) vs. Georgia Southern, Dec. 15, 2001*

2 games

- 20, Stanley Myers (CIT) vs. Furman (last 17), Oct. 17, 1998; and Georgia Southern (first 3), Oct. 24, 1998
 18, Austin Herink (ETSU) vs. Samford (last 3), Nov. 19, 2016; and vs. Limestone (first 15), Sept. 2, 2017
 17, Scott Riddle (Elon) vs. Georgia Southern (last 7), Oct. 13, 2007; and Wofford (first 10), Oct. 20, 2007
 15, Trey Mitchell (ETSU) vs. Appalachian State (last 1), Aug. 31, 2019; and Shorter (first 14), Sept. 7, 2019
 13, Bobby Lamb (FUR), 1984
 13, Nick Tiano (UTC) at The Citadel (last 3), Sept. 8, 2018; and at UT Martin (first 10), Sept. 15, 2018

3 Games

- 19, Justin Hill (FUR), 1999

HIGHEST PASS COMPLETION PERCENTAGE

Game (minimum 10 attempts)

- 100.0 (15-15), P.J. Blazejowski (FUR) vs. Wofford, Nov. 15, 2014
 100.0 (12-12), Billy Napier (FUR) vs. Ga. Southern, Dec. 15, 2001*
 100.0 (10-10), Eric Kresser (MAR) vs. The Citadel, Nov. 2, 1996
 100.0 (10-10), Jayson Foster (GSU) vs. W. Carolina, Nov. 10, 2007
 94.7 (18-19), Stanley Myers (CIT) vs. Furman, Oct. 17, 1998
 93.3 (14-15), Trey Mitchell (ETSU) vs. Shorter, Sept. 7, 2019
 91.7 (11-12), Chad Greene (WCU) vs. Chattanooga, Oct. 22, 1994
 90.0 (9-10), Mark Lambert (VMI) vs. Virginia, Sept. 20, 1975
 90.0 (9-10), Mark Williams (ETSU) vs. Wofford, Sept. 10, 1988
 89.5 (17-19), Armanti Edwards (APP) vs. Wofford, Oct. 31, 2008

Season

(minimum 300 attempts)

- 74.5, Devlin Hodges (SAM), 2016
 71.1, Kameron Bryant (APP), 2013
 70.1, Devlin Hodges (SAM), 2018
 68.5, Jacob Huesman (UTC), 2014
 68.1, Scott Riddle (Elon), 2007
 68.0, Armanti Edwards (APP), 2009
 67.8, Thomas Wilson (Elon), 2011
 67.6, Scott Riddle (Elon), 2010
 66.9, Richie Williams (APP), 2004
 66.8, Reese Hannon (FUR), 2016

(minimum 100 attempts)

- 74.5, Devlin Hodges (SAM), 2016
 71.1, Kameron Bryant (APP), 2013
 70.5, Devlin Hodges (SAM), 2018
 69.4, Devlin Hodges (SAM), 2015
 68.8, Harris Roberts (FUR), 2018
 68.5, Billy Napier (FUR), 202
 68.3, Jacob Huesman (UTC), 2013
 67.8, Thomas Wilson (Elon), 2011
 67.1, Dustin Taliaferro (SAM), 2008
 66.9, Jacob Huesman (UTC), 2015

Career (minimum 300 attempts)

- 69.1, Devlin Hodges (SAM), 2015-18
 67.3, Jacob Huesman (UTC), 2012-15
 66.4, Thomas Wilson (Elon), 2009-12
 65.65, Scott Riddle (Elon), 2007-10
 65.5, Cedric Stevens (UTC), 2004
 65.08, Armanti Edwards (APP), 2006-09
 64.9, Billy Napier (FUR), 1999-02
 64.7, Lee Chapple (GSU), 2008-09
 64.5, Andy Summerlin (SAM), 2012-13
 63.9, Jamal Jackson (APP), 2010-12

MOST PASSES ATTEMPTED

Half

- 55, Michael Payton (MAR) vs. Western Carolina, Oct. 31, 1992 (2nd)

Game

- 72, Reece Udinski (VMI) at Western Caro., Sept. 22, 2018
 70, Reece Udinski (VMI) vs. Mercer, Sept. 29, 2018
 69, Andy Summerlin (SAM) at Furman, Nov. 9, 2013
 69, Devlin Hodges (SAM) at Mississippi St., Oct. 29, 2016
 69, Devlin Hodges (SAM) at The Citadel, Nov. 10, 2018
 68, Tony Petersen (MAR) vs. Western Carolina, Nov. 14, 1987
 67, Cleve Hightower (FUR) vs. Wofford, Oct. 11, 1969
 67, Michael Payton (MAR) vs. Western Carolina, Oct. 31, 1992
 66, Chris Sanders (UTC) vs. Furman, Nov. 20, 1999
 66, Troy Mitchell (WCU) at South Florida, Aug. 30, 2014
 66, Devlin Hodges (SAM) at Western Carolina, Sept. 23, 2017
 66, Devlin Hodges (SAM) at Kennesaw State, Nov. 25, 2017

Season

- 550, Devlin Hodges (SAM), 2018



Samford quarterback Devlin Hodges finished his career with numerous SoCon single-game, season and career records to his credit. Hodges finished with 14,584 career passing yards, which is also the FCS record.

- 530, Devlin Hodges (SAM), 2016
 528, Devlin Hodges (SAM), 2017
 523, Reece Udinski (VMI), 2018
 508, Scott Riddle (Elon), 2007
 490, Chris Sanders (UTC), 1999
 487, Jeff Gilbert (WCU), 1983
 479, Reece Udinski (VMI), 2019
 478, Andy Summerlin (SAM), 2013
 466, Tony Petersen (MAR), 1987

Career

- 1,896, Devlin Hodges (SAM), 2015-18 (NCAA record)
 1,779, Scott Riddle (Elon), 2007-10
 1,180, Armanti Edwards (APP), 2006-09
 1,172, Tyrie Adams (WCU), 2016-19
 1,148, Greg Ryan (ETSU), 1993-96
 1,142, Dustin Taliaferro (SAM), 2008-11
 1,134, Al Cobb (VMI), 2014-16
 1,104, Jacob Huesman (UTC), 2012-15
1,096, Reece Udinski (VMI), 2017-present
 1,067, Reese Hannon (FUR), 2012-16

MOST PASSING YARDS

Half

- 383, Michael Payton (MAR) vs. VMI, Nov. 16, 1991 (1st)
 (NCAA record)
 369, Scott Riddle (Elon) vs. Furman, Nov. 3, 2007 (2nd)

Game

- 562, Devlin Hodges (SAM) vs. Western Carolina, Oct. 6, 2018
 (see 400-yard passing club)

Season

- 4,283, Devlin Hodges (SAM), 2018
 4,088, Devlin Hodges (SAM), 2016
 3,983, Devlin Hodges (SAM), 2017
 3,817, Scott Riddle (Elon), 2007
 3,691, Chris Sanders (UTC), 2000
 3,640, Andy Summerlin (SAM), 2013
 3,539, Chris Sanders (UTC), 1999
 3,529, Tony Petersen (MAR), 1987
 3,345, Scott Riddle (Elon), 2009
 3,291, Armanti Edwards (APP), 2009

Career

- 14,584, Devlin Hodges (SAM), 2015-18 (NCAA record)
 13,264, Scott Riddle (Elon), 2007-10
 10,392, Armanti Edwards (APP), 2006-09
 8,978, Tyrie Adams (WCU), 2016-19
 8,197, Jacob Huesman (UTC), 2012-15
 7,826, Greg Ryan (ETSU), 1993-96

400-yard passing club

- 562, Devlin Hodges (SAM) vs. Western Carolina, Oct. 6, 2018
 534, Scott Riddle (Elon) vs. Furman, Nov. 3, 2007
 532, Chris Sanders (UTC) vs. Furman, Nov. 20, 1999
 516, Devlin Hodges (SAM) at Western Carolina, Sept. 23, 2017
 515, Cedric Stevens (UTC) vs. Appalachian State, Oct. 30, 2004
 496, Michael Payton (MAR) vs. VMI, Nov. 16, 1991
 495, Andy Summerlin (SAM) at Furman, Nov. 9, 2013
 491, Reece Udinski (VMI) at Western Carolina, Sept. 22, 2018
 488, Chris Sanders (UTC) vs. Western Carolina, Oct. 21, 2000
 481, Tony Petersen (MAR) vs. Western Carolina, Nov. 14, 1987
 478, Andy Summerlin (SAM) vs. S.E. Louisiana, Sept. 21, 2013
 475, Devlin Hodges (SAM) at Florida State, Sept. 8, 2018
 474, David Rivers (WCU) vs. Wofford, Oct. 14, 2000
 473, Devlin Hodges (SAM) vs. VMI, Oct. 13, 2018
 468, Devlin Hodges (SAM) at Mississippi State, Oct. 29, 2016
 452, Scott Riddle (Elon) vs. Western Carolina, Nov. 20, 2010
 449, Eric Kresser (MAR) vs. Delaware, Nov. 30, 1996*
 447, Reece Udinski (VMI) vs. The Citadel, Oct. 20, 2018
 437, Chris Sanders (UTC) vs. Furman, Nov. 18, 2000
 436, Carl Fodor (MAR) vs. Furman, Sept. 22, 1984
 435, Devlin Hodges (SAM) vs. VMI, Oct. 15, 2016
 434, Austin Herink (ETSU) at Furman, Sept. 30, 2017
 434, Reece Udinski (VMI) vs. Mercer, Sept. 29, 2018
 433, Armanti Edwards (APP) vs. S.C. State, Nov. 29, 2008*
 432, Michael Payton (MAR) vs. Appalachian State, Nov. 7, 1992
 432, B.J. Coleman (UTC) at Furman, Oct. 23, 2010
 429, Michael Payton (MAR) vs. Western Carolina, Oct. 31, 1992
 428, Kip Allen (CIT) vs. Wofford, Nov. 9, 1985
 428, David Rivers (WCU) vs. Tennessee Tech, Nov. 18, 2000
 428, Chris Oladokun (SAM) at Tennessee Tech, Aug. 31, 2019
 427, Tyrie Adams (WCU) vs. Gardner-Webb, Sept. 10, 2016
 424, Tyrie Adams (WCU) at Furman, Sept. 29, 2018
 422, David Brown (VMI) vs. Appalachian State, Nov. 15, 1986
 422, Devlin Hodges (SAM) at Wofford, Oct. 21, 2017
 419, Thomas Wilson (Elon) at Appalachian State, Oct. 6, 2012
 416, Scott Riddle (Elon) vs. Samford, Oct. 2, 2010
 416, Thomas Wilson (Elon) at N.C. Central, Sept. 17, 2011
 415, Armanti Edwards (APP) vs. Wofford, Oct. 17, 2009
 415, Andy Summerlin (SAM) vs. Elon, Nov. 23, 2013
 412, Thomas Wilson (Elon) vs. Western Carolina, Oct. 20, 2012
 413, Richie Williams (APP) vs. Furman, Oct. 9, 2004
 411, Devlin Hodges (SAM) at Furman, Oct. 8, 2016
 410, David Rivers (WCU) vs. Chattanooga, Oct. 21, 2000
 410, Richie Williams (APP) vs. Chattanooga, Oct. 30, 2004
 408, Steve Brown (APP) vs. ETSU, Sept. 27, 1980
 408, Richie Williams (APP) vs. Elon, Nov. 6, 2004
 405, Mark Thompson (DAV) vs. Bucknell, Oct. 10, 1970
 405, Richie Williams (APP) vs. Wofford, Oct. 23, 2004
 404, Chris Sanders (UTC) vs. Wofford, Sept. 30, 2000
 404, Devlin Hodges (SAM) at The Citadel, Nov. 10, 2018
 404, Devlin Hodges (SAM) at ETSU, Nov. 17, 2018
 403, John Gregory (MAR) vs. Eastern Kentucky, Oct. 21, 1989
 402, Devlin Hodges (SAM) at Furman, Oct. 20, 2018
 401, Devlin Hodges (SAM) vs. Mercer, Nov. 12, 2016
 * indicates NCAA playoff game

- 7,759, Richie Williams (APP), 2002-05
 7,735, Todd Wells (ETSU), 1997-00
 7,730, Reese Hannon (FUR), 2012-16
 7,727, Al Cobb (VMI), 2014-16

MOST PASSING YARDS IN CONSECUTIVE GAMES

2 games

- 1,035, Devlin Hodges (SAM), Oct. 6-13, 2018
 925, Reece Udinski (VMI), Sept. 22-29, 2018
 915, Scott Riddle (Elon) Nov. 3-10, 2007
 893, Scott Riddle (Elon), Oct. 27-Nov. 3, 2007
 884, David Rivers (WCU), 2000
 875, Devlin Hodges (SAM), Oct. 13-20, 2018
 861, Michael Payton (MAR), 1992
 859, Chris Sanders (UTC), 2000
 846, Devlin Hodges (SAM), Oct. 8-15, 2016
 843, Devlin Hodges (SAM), Oct. 22-29, 2016

3 games

- 1,437, Devlin Hodges (SAM), Oct. 6-20, 2018
 1,300, Andy Summerlin (SAM), Sept. 21-Oct. 5, 2013
 1,278, David Rivers (WCU), 2000
 1,278, Devlin Hodges (SAM), Oct. 15-29, 2016
 1,274, Scott Riddle (Elon), Oct. 27-Nov. 10, 2007
 1,274, Devlin Hodges (SAM), Oct. 13-Nov. 3, 2018
 1,236, Scott Riddle (Elon), Oct. 20-Nov. 3, 2007

INDIVIDUAL RECORDS



1,230, Reece Udinski (VMI), Sept. 14-29, 2018
1,223, Richie Williams (APP), Oct. 23-Nov. 6, 2004
1,221, Devlin Hodges (SAM), Oct. 8-22, 2016

4 games

1,836, Devlin Hodges (SAM), Oct. 6-Nov. 3, 2018
1,689, Devlin Hodges (SAM), Oct. 8-29, 2016
1,678, Devlin Hodges (SAM), Oct. 13-Nov. 10, 2018
1,632, Reece Udinski (VMI), Sept. 22-Oct. 20, 2018
1,617, Chris Sanders (UTC), 2000
1,617, Scott Riddle (Elon), Oct. 20-Nov. 10, 2007
1,609, Devlin Hodges (SAM), Oct. 20-Nov. 17, 2018
1,587, Devlin Hodges (SAM), Sept. 29-Oct. 20, 2018
1,570, Scott Riddle (Elon), Oct. 27-Nov. 17, 2007
1,569, Devlin Hodges (SAM), Sept. 22-Oct. 13, 2018

5 games

2,240, Devlin Hodges (SAM), Oct. 6-Nov. 10, 2018
2,082, Devlin Hodges (SAM), Oct. 13-Nov. 17, 2018
2,004, Devlin Hodges (SAM), Oct. 1-29, 2016
1,986, Devlin Hodges (SAM), Sept. 29-Nov. 3, 2018
1,971, Devlin Hodges (SAM), Sept. 22-Oct. 20, 2018
1,969, Devlin Hodges (SAM), Oct. 8-Nov. 5, 2016
1,955, Reece Udinski (VMI), Sept. 22-Oct. 27, 2018
1,947, Reece Udinski (VMI), Sept. 14-Oct. 20, 2018
1,925, Chris Sanders (UTC), 2000
1,920, Scott Riddle (Elon), Oct. 13-Nov. 10, 2007

MOST GAMES PASSING FOR 200+ YARDS Season

12, Devlin Hodges (SAM), 2017
11, Tony Petersen (MAR), 1987 (NCAA record)
11, Chris Sanders (UTC), 1999 (NCAA record)
11, Chris Sanders (UTC), 2000 (NCAA record)
11, Scott Riddle (Elon), 2007 (NCAA record)
11, Thomas Wilson (Elon), 2011
11, Devlin Hodges (SAM), 2016
11, Reece Udinski (VMI), 2019
10, Armanti Edwards (APP), 2009
10, Scott Riddle (Elon), 2009
10, Scott Riddle (Elon), 2010
10, Jamal Jackson (APP), 2012
10, Devlin Hodges (SAM), 2018

Career

39, Scott Riddle (Elon), 2007-10
39, Devlin Hodges (SAM), 2015-18
29, D.J. Campbell (APP), 1989-92
26, Greg Ryan (ETSU), 1993-96
24, Armanti Edwards (APP), 2006-09
22, Chris Sanders (UTC), 1999-00
21, Randy Joyce (APP), 1981-84
21, Tyrie Adams (WCU), 2016-19
20, Michael Payton (MAR), 1989-92
20, B.J. Coleman (UTC), 2009-11
20, Thomas Wilson (Elon), 2009-12

MOST CONSECUTIVE GAMES PASSING FOR 200+ YARDS Season

12, Devlin Hodges (SAM), 2017 (NCAA record)
11, Tony Petersen (MAR), 1987 (NCAA record)
11, Chris Sanders (UTC), 1999 (NCAA record)
11, Chris Sanders (UTC), 2000 (NCAA record)
11, Scott Riddle (Elon), 2007 (NCAA record)
11, Thomas Wilson (Elon), 2011 (NCAA record)
11, Reece Udinski (VMI), 2019
10, Scott Riddle (Elon), 2010
10, Devlin Hodges (SAM), 2016
9, Thomas Wilson (Elon), 2012

Career

22, Chris Sanders (UTC), 1999-00

MOST GAMES PASSING FOR 300+ YARDS Season

10, Devlin Hodges (SAM), 2018
9, Scott Riddle (Elon), 2007
9, Devlin Hodges (SAM), 2016
8, Devlin Hodges (SAM), 2017
6, Chris Sanders (UTC), 1999
6, Chris Sanders (UTC), 2000
6, Richie Williams (APP), 2004
6, Scott Riddle (Elon), 2009
6, Scott Riddle (Elon), 2010
6, Al Cobb (VMI), 2014

Career

30, Devlin Hodges (SAM), 2015-18
23, Scott Riddle (Elon), 2007-2010
12, Chris Sanders (UTC), 1999-00
10, Armanti Edwards (APP), 2006-09
10, Al Cobb (VMI), 2014-16
9, Thomas Wilson (Elon), 2009-12
9, Tyrie Adams (WCU), 2016-19
9, Reece Udinski (VMI), 2017-present
7, Tony Petersen (MAR), 1986-87
7, Michael Payton (MAR), 1989-92
7, Richie Williams (APP), 2002-05

MOST CONSECUTIVE GAMES PASSING FOR 300+ YARDS Season

9, Scott Riddle (Elon), 2007
6, Devlin Hodges (SAM), 2016
6, Devlin Hodges (SAM), 2018
5, Chris Sanders (UTC), 2000
4, Scott Riddle (Elon), 2010
4, Thomas Wilson (Elon), 2012
4, Devlin Hodges (SAM), 2018
3, Tony Petersen (MAR), 1987
3, David Rivers (WCU), 2000
3, Richie Williams (APP), 2004
3, Armanti Edwards (APP), 2009
3, Jamal Jackson (APP), 2012
3, Andy Summerlin (SAM), 2013
3, Devlin Hodges (SAM), 2015
3, Devlin Hodges (SAM), 2017
3, Reece Udinski (VMI), 2018
3, Reece Udinski (VMI), 2019

MOST GAMES PASSING FOR 400+ YARDS Season

6, Devlin Hodges (SAM), 2018
4, Richie Williams (APP), 2004
4, Devlin Hodges (SAM), 2016
3, David Rivers (WCU), 2000
3, Chris Sanders (UTC), 2000
3, Andy Summerlin (SAM), 2013
3, Reece Udinski (VMI), 2018
2, Michael Payton (MAR), 1992
2, Scott Riddle (Elon), 2010
2, Thomas Wilson (Elon), 2012
2, Devlin Hodges (SAM), 2017

Career

12, Devlin Hodges (SAM), 2015-18
4, Chris Sanders (UTC), 1999-00
4, Richie Williams (APP), 2004
3, Michael Payton (MAR), 1989-92
3, David Rivers (WCU), 2000
3, Scott Riddle (Elon), 2007-10
3, Thomas Wilson (Elon), 2009-12
3, Andy Summerlin (SAM), 2012-13
3, Reece Udinski (VMI), 2017-present

MOST CONSECUTIVE GAMES PASSING FOR 400+ YARDS

3, Richie Williams (APP), 2004
3, Devlin Hodges (SAM), 2018 (Oct. 6-20)
2, Michael Payton (MAR), 1992
2, David Rivers (WCU), 2000
2, Thomas Wilson (Elon), 2012
2, Devlin Hodges (SAM), 2016
2, Reece Udinski (VMI), 2018 (Sept. 22-29)
2, Devlin Hodges (SAM), 2018 (Nov. 10-17)

MOST PASSING YARDS BY OPPOSING QUARTERBACKS Game

925, Cedric Stevens (515) (UTC) and Richie Williams (410) (APP), Oct. 30, 2004
898, Chris Sanders (488) (UTC) and David Rivers (410) (WCU), Oct. 21, 2000

MOST SEASONS PASSING FOR 3,000+ YARDS

Career
3, Scott Riddle (Elon), 2007, 2009, 2010
3, Devlin Hodges (SAM), 2016, 2017, 2018
2, Chris Sanders (UTC), 1999, 2000
2, Thomas Wilson (Elon), 2011, 2012
2, Reece Udinski (VMI), 2018, 2019
1, Tony Petersen (MAR), 1987
1, Richie Williams (APP), 2004
1, Thomas Wilson (Elon), 2011
1, Jamal Jackson (APP), 2012
1, Andy Summerlin (SAM), 2013

MOST TOUCHDOWN PASSES

Quarter

4, Chris Forcier (FUR) vs. Presbyterian, Sept. 24, 2011 (2nd)
4, Devlin Hodges (SAM) vs. Shorter, Aug. 30, 2018 (2nd)
4, Devlin Hodges (SAM) vs. WCU, Oct. 6, 2018 (1st)
3, Chris Sanders (UTC) vs. Miss. Valley St., Sept. 16, 2000 (1st)
3, Joe Burchette (APP) vs. Chattanooga, Oct. 27, 2001 (2nd)
3, Richie Williams (APP) vs. Chattanooga, Oct. 30, 2004 (4th)
3, Scott Riddle (Elon) vs. Chattanooga, Oct. 27, 2007 (2nd)
3, Armanti Edwards (APP) vs. The Citadel, Oct. 4, 2008 (2nd)
3, Scott Riddle (Elon) vs. Davidson, Sept. 5, 2009 (3rd)

Half

6, Chris Forcier (FUR) vs. Presbyterian, Sept. 24, 2011 (1st)
5, Chris Sanders (UTC) vs. Miss. Valley St., Sept. 16, 2000 (1st)
4, Tim Russell (CIT) vs. Furman, Nov. 17, 1979 (2nd)
4, Tony Petersen (MAR) vs. Eastern Kentucky, Sept. 19, 1987 (1st)
4, Kenyon Earl (UTC) vs. Gardner-Webb, Sept. 18, 1993 (1st)
4, Richie Williams (APP) vs. Chattanooga, Oct. 20, 2004 (2nd)
4, DeAndre Presley (APP) vs. The Citadel, Oct. 16, 2010 (1st)
4, Tyrie Adams (WCU) vs. Davidson, Sept. 9, 2017 (1st)
4, Devlin Hodges (SAM) vs. ETSU, Nov. 11, 2017 (1st)
4, Devlin Hodges (SAM) vs. WCU, Oct. 6, 2018 (1st)
4, Devlin Hodges (SAM) vs. VMI, Oct. 13, 2018 (1st)
4, Robert Riddle (MER) at WCU, Aug. 31, 2019 (1st)

Game

7, Chris Forcier (FUR) vs. Presbyterian, Sept. 24, 2011
6, Tim Russell (CIT) vs. Furman, Nov. 17, 1979
6, Kenyon Earl (UTC) vs. Gardner-Webb, Sept. 18, 1993
6, Chris Sanders (UTC) vs. Mississippi Valley St., Sept. 16, 2000
6, Justin Barnes (UTC) vs. Kentucky State, Nov. 24, 2001
6, Bart Blanchard (CIT) vs. Presbyterian, Sept. 26, 2009
6, Al Cobb (VMI) vs. Gardner-Webb, Oct. 18, 2014
6, Devlin Hodges (SAM) vs. Western Carolina, Oct. 6, 2018
6, Devlin Hodges (SAM) vs. VMI, Oct. 13, 2018
6, Chris Oladokun (SAM) at Tennessee Tech, Aug. 31, 2019

Season

36, Devlin Hodges (SAM), 2016
33, Devlin Hodges (SAM), 2018
31, Michael Payton (MAR), 1992
31, Scott Riddle (Elon), 2007
31, Devlin Hodges (SAM), 2017
30, Armanti Edwards (APP), 2008
28, Todd Donnan (MAR), 1994
28, Scott Riddle (Elon), 2010
27, Chris Sanders (UTC), 1999
26, Michael Payton (MAR), 1991
26, B.J. Coleman (UTC), 2010
26, Andy Summerlin (SAM), 2013

Career

111, Devlin Hodges (SAM), 2015-18
106, Scott Riddle (Elon), 2007-10
74, Armanti Edwards (APP), 2006-09
64, Jacob Huesman (UTC), 2012-15
64, Tyrie Adams (WCU), 2016-19
59, Richie Williams (APP), 2002-05
57, Michael Payton (MAR), 1989-92
57, John Russ (MER), 2014-16
56, Greg Ryan (ETSU), 1993-96
52, B.J. Coleman (UTC), 2009-11

MOST CONSECUTIVE GAMES THROWING A TOUCHDOWN PASS

Season

13, Armanti Edwards (APP), 2008
12, Scott Riddle (Elon), 2009
12, Devlin Hodges (SAM), 2017
11, Todd Donnan (MAR), 1994
11, Scott Riddle (Elon), 2007
11, Scott Riddle (Elon), 2008
11, Thomas Wilson (Elon), 2011
10, B.J. Coleman (UTC), 2010
10, Scott Riddle (Elon), 2010
10, Thomas Wilson (Elon), 2012
10, John Russ (MER), 2016
10, Devlin Hodges (SAM), 2016
10, Devlin Hodges (SAM), 2018

Career

23, Devlin Hodges (SAM) (last 1 of 2016, all 12 of 2017, first 10 of 2018)
22, Scott Riddle (Elon) (all 11 of 2007, first 11 of 2008)
20, Scott Riddle (Elon) (all of 2009 through 2010)
16, Armanti Edwards (APP) (last 3 of 2007, all 13 of 2008)

INDIVIDUAL RECORDS

16, Devlin Hodges (SAM) (last 6 of 2015, first 10 of 2016)
15, B.J. Coleman (UTC) (all of 2010, first 4 of 2011)
12, Joe Burchette (APP) (last 8 of 2001, first 4 of 2002)
11, Thomas Wilson (Elon) (all of 2011)
10, Thomas Wilson (Elon) (last 10 of 2012)
10, John Russ (MER) (last 10 of 2016)

MOST PASSES HAD INTERCEPTED

Game

7, Jeff Gilbert (WCU) vs. Southern Illinois, Dec. 17, 1983*
6, Murphy Sprinkel (VMI) vs. Boston College, Nov. 16, 1968
6, Cleve Hightower (FUR) vs. Wofford, Oct. 11, 1969
6, Tom Schultz (VMI) vs. Navy, Sept. 15, 1973
6, Tim Couch (UTC) vs. Georgia Southern, Sept. 28, 1985
6, D.J. Campbell (APP) vs. Marshall, Nov. 3, 1990
5, Jack Ruth (DAV) vs. Washington & Lee, Sept. 27, 1952
5, Bob Hardage (W&M) vs. Army, Nov. 10, 1956
5, Duke Johnston (VMI) vs. Davidson, Oct. 12, 1957
5, Ronnie Smith (UR) vs. Syracuse, Nov. 16, 1963
5, Bill Bailey (ECU) vs. Louisville, Nov. 25, 1966
5, John Casazza (ECU) vs. Richmond, Oct. 24, 1970
5, Ingle Martin (FUR) vs. Western Carolina, Sept. 10, 2005
5, Armanti Edwards (APP) vs. Richmond, Dec. 6, 2008
5, B.J. Coleman (UTC) vs. Elon, Oct. 30, 2010

Season

27, Tom Schultze (VMI), 1973
25, Tony Petersen (MAR), 1987
22, Scotty Shipp (DAV), 1972
21, Mike Posey (WCU), 1979
21, Willie Perkins (WCU), 1986
21, Thomas Wilson (Elon), 2011
20, Murphy Sprinkel (VMI), 1968
20, John Casazza (ECU), 1970
19, Cleve Hightower (FUR), 1969
19, Dave Harper (DAV), 1973
19, Carl Fodor (MAR), 1985

Career

56, Carl Fodor (MAR), 1982-85
51, Mike Pusey (WCU), 1977-79
49, Greg Ryan (ETSU), 1993-96
45, Dave Brown (VMI), 1986-88
43, Tom Schultze (VMI), 1972-73
43, Lonnie Galloway (WCU), 1990-93
41, Kenyon Earl (UTC), 1991-94
41, Scott Riddle (Elon), 2007-10
41, Devlin Hodges (SAM), 2015-18
37, Todd Wells (ETSU), 1997-00

LOWEST PERCENTAGE OF PASSES HAD INTERCEPTED

Season

0.0, Mark Williams (ETSU), 1989 (71 attempts)
0.0, Kenny Robinson (GSU), 1997 (70 attempts)

MOST CONSECUTIVE PASSES WITHOUT AN INTERCEPTION

Game

69, Devlin Hodges (SAM) at The Citadel, Nov. 10, 2018

Season

368, Reece Udinski (VMI), 2019 (NCAA record)
203, Braniff Bonaventure (FUR), 1996
185, DeAndre Presley (APP), 2010
183, Devlin Hodges (SAM), 2017
176, Armanti Edwards (APP), 2008

Career

368, Reece Udinski (VMI), 2019 (NCAA record)
218, Scott Riddle (Elon), 2008-09
215, Braniff Bonaventure (FUR), 1995-96

* indicates NCAA playoff game

~ ~ ~ RECEIVING ~ ~ ~

MOST PASSES CAUGHT

Game

20, Walker Gillette (UR) vs. Ohio, Dec. 27, 1968^
18, Alonzo Nix (UTC) vs. Wofford, Oct. 4, 2003
18, Aaron Mellette (Elon) at Richmond, Sept. 19, 2010
17, Mike Mikolayunas (DAV) vs. Richmond, Oct. 11, 1969
17, DaVon Fowlkes (APP) vs. Elon, Nov. 6, 2004
17, Kelsey Pope (SAM) at The Citadel, Nov. 12, 2011
16, Walker Gillette (UR) vs. Mississippi State, Sept. 20, 1969
16, Jeff Johnson (ETSU) vs. VMI, Sept. 17, 1994
16, Richmond Flowers (UTC) vs. Western Carolina, Oct. 21, 2000

16, Terrell Hudgins (Elon) vs. Liberty, Sept. 22, 2007
16, Terrell Hudgins (Elon) vs. Furman, Nov. 3, 2007
16, Terrell Hudgins (Elon) vs. Furman, Oct. 3, 2009
16, Blue Cooper (UTC) vs. Western Carolina, Oct. 31, 2009
16, Aaron Mellette (Elon) at N. C. Central, Sept. 17, 2011
16, Aaron Sanders (VMI) at Mercer, Oct. 24, 2015
16, Karel Hamilton (SAM) vs. WCU, Oct. 22, 2016
16, Karel Hamilton (SAM) vs. Mercer, Nov. 12, 2016

Season

123, Terrell Hudgins (Elon), 2009
117, Terrell Hudgins (Elon), 2007
113, Aaron Mellette (Elon), 2011
111, Karel Hamilton (SAM), 2016
103, DaVon Fowlkes (APP), 2004
100, Kelvin McKnight (SAM), 2018
97, Aaron Mellette (Elon), 2012
95, Andre Roberts (CIT), 2008
90, Alonzo Nix (UTC), 2003
90, Michael Mayers (Elon), 2007

Career

395, Terrell Hudgins (Elon), 2006-09 (NCAA record)
313, Kelvin McKnight (SAM), 2015-18
304, Aaron Mellette (Elon), 2009-12
285, Andre Roberts (CIT), 2006-09
279, Karel Hamilton (SAM), 2013-16
250, Kelsey Pope (SAM), 2010-13
230, Terryon Robinson (WCU), 2013-14, 2016-17
223, Michael Mayers (Elon), 2004-07
218, Aaron Sanders (VMI), 2014-16
209, Mike Barber (MAR), 1985-88

MOST RECEIVING YARDS

Game

280, DaVon Fowlkes (APP) vs. Elon, Nov. 6, 2004
274, Joel Bradford (UTC) at Furman, Oct. 23, 2010
268, Bryce Nunnely (UTC) at The Citadel, Sept. 8, 2018
264, Walker Gillette (UR) vs. Mississippi State, Sept. 20, 1969
263, Mark Stock (VMI) vs. ETSU, Nov. 22, 1986
262, Andre Motley (MAR) vs. Chattanooga, Oct. 20, 1990
254, Joel Bradford (UTC) vs. Eastern Kentucky, Sept. 18, 2010
248, Rick Lyon (DAV) vs. Bucknell, Oct. 10, 1970
248, Troy Brown (MAR) vs. VMI, Nov. 16, 1991
247, Alonzo Nix (UTC) vs. Appalachian State, Oct. 30, 2004

Season

1,639, Aaron Mellette (Elon), 2011
1,633, Terrell Hudgins (Elon), 2009
1,618, DaVon Fowlkes (APP), 2004
1,474, Terrell Hudgins (Elon), 2007
1,453, Kelvin McKnight (SAM), 2018
1,398, Aaron Mellette (Elon), 2012
1,389, B.J. Adigun (ETSU), 1997
1,389, Karel Hamilton (SAM), 2016
1,334, Andre Roberts (CIT), 2008
1,284, Joel Bradford (UTC), 2010

Career

5,250, Terrell Hudgins (Elon), 2006-09 (NCAA record)
4,254, Aaron Mellette (Elon), 2009-12
4,144, Kelvin McKnight (SAM), 2015-18
3,803, Karel Hamilton (SAM), 2013-16
3,743, Andre Roberts (CIT), 2006-09
3,520, Mike Barber (MAR), 1985-88
3,418, Brian Quick (APP), 2008-11
3,124, Rick Beasley (APP), 1978-80
3,091, Mark Stock (VMI), 1985-88
3,025, Gerald Harp (WCU), 1977-80

MOST YARDS PER RECEPTION

Game (minimum 3 receptions)

72.6 (3-218), Terry Gallaher (ECU) vs. Appalachian State, Sept. 13, 1975
53.3 (3-160), Isaac West (FUR) vs. Elon, Sept. 14, 2002
52.7 (3-158), Chris Truss (FUR) vs. Chattanooga, Sept. 27, 2008
48.0 (3-144), Terryon Robinson (WCU) vs. Davidson, Sept. 9, 2017
45.5 (4-142), Alonzo Upshur (APP) vs. ETSU, Oct. 1, 1983
43.0 (4-172), Brian Quick (APP) vs. Wofford, Oct. 31, 2008
41.0 (3-123), Matt Beavin (WOF) vs. Furman, Nov. 13, 2004
40.3 (3-121), Justin Stepp (FUR) vs. Chattanooga, Nov. 19, 2005
40.7 (3-122), David Durden (MER) at Yale, Oct. 13, 2018
40.0 (3-120), Darius Smiley (GSU) vs. Central Arkansas, Nov. 18, 2006

Season (minimum 25 receptions)

28.1 (30-844), Joe Burke (UTC), 1978

25.0 (45-1,123), Mark Stock (VMI), 1986
24.1 (20-482), Teddy Craft (GSU), 2004
23.5 (32-753), Donald Lipscomb (FUR), 1991
23.2 (33-767), Shoun Habersham (UTC), 1991
23.2 (29-673), Chris Johnson (GSU), 2000
23.1 (35-809), Alonzo Upshur (APP), 1983
22.9 (30-688), Dexter Jackson (APP), 2007
22.4 (40-896), Kerry Hayes (WCU), 1992
22.3 (26-581), Joe Burke (UTC), 1979

Career (minimum 50 receptions)

23.1 (92-2,125), Joe Burke (UTC), 1977-80
22.8 (80-1,827), Donald Lipscomb (FUR), 1988-91
22.1 (60-1,333), **Raleigh Webb (CIT), 2017-present**
20.4 (77-1,567), Brenton Benson (WOF), 2008-11
19.6, Paul Maguire (CIT), 1957-59
19.1, Chris Johnson (GSU), 1997-00
19.1 (139-2,654), Craig Aiken (WCU), 1991-94
19.1 (69-1,316), Chris Johnson (GSU), 1997-00
18.9, Kerry Hayes (WCU), 1991-94
18.8 (71-1,332), Corey Joyner (GSU), 1996-98

MOST TOUCHDOWN PASSES CAUGHT

Quarter

3, Cos DeMatteo (UTC) vs. Mississippi Valley State, Sept. 16, 2000 (1st)
3, Isaac West (FUR) vs. Elon, Sept. 14, 2002 (1st)

Half

5, Cos DeMatteo (UTC) vs. Mississippi Valley State, Sept. 16, 2000 (1st)
3, Gerald Harp (WCU) vs. Wofford, Oct. 20, 1979
3, Jon Reed (WCU) vs. Appalachian State, Nov. 18, 1989
3, Isaac West (FUR) vs. Elon, Sept. 14, 2002 (1st)
3, DaVon Fowlkes (APP) vs. Elon, Nov. 6, 2004 (1st)
3, Andre Roberts (CIT) vs. Webber Int'l, Sept. 8, 2007 (1st)
3, Terrell Hudgins (Elon) vs. Chattanooga, Oct. 24, 2009 (1st)
3, Thomas Gordon (FUR) at Samford, Oct. 5, 2019 (1st)

Game

6, Cos DeMatteo (UTC) vs. Mississippi Valley State, Sept. 16, 2000 (NCAA record)
4, Gerald Harp (WCU) vs. Wofford, Oct. 20, 1979
4, Robert Surratt (MAR) vs. Appalachian State, Oct. 13, 1984
4, Terrell Owens (UTC) vs. Marshall, Oct. 1, 1994
4, Randy Moss (MAR) vs. The Citadel, Nov. 2, 1996
4, Cecil Moore (ETSU) vs. Elon, Oct. 19, 2002
4, DaVon Fowlkes (APP) vs. Northwestern State, Sept. 25, 2004
4, Terrell Hudgins (Elon) vs. Liberty, Sept. 22, 2007
4, Andre Roberts (CIT) vs. Presbyterian, Sept. 26, 2009
4, Karmorris Benson (WCU) vs. VMI, Nov. 15, 2014
4, Chris Shelling (SAM) at Tennessee Tech, Aug. 31, 2019

Season

19, Randy Moss (MAR), 1996
18, Terrell Hudgins (Elon), 2007
18, Aaron Mellette (Elon), 2012
16, Terrell Hudgins (Elon), 2009



Marshall's Randy Moss set an NCAA freshman record with 19 TD receptions in 1996.

INDIVIDUAL RECORDS



- 14, DaVon Fowlkes (APP), 2004
 14, Andre Roberts (CIT), 2008
 14, Karel Hamilton (SAM), 2016
 13, Brian Baima (CIT), 1971
 12, Rick Beasley (APP), 1979
 12, B.J. Adigun (ETSU), 1997
 12, Aaron Mellette (Elon), 2010
 12, Aaron Mellette (Elon), 2011
 12, Karnorris Benson (WCU), 2013
 12, Kelvin McKnight (SAM), 2017

Career

- 52, Terrell Hudgins (Elon), 2006-09
 44, Aaron Mellette (Elon), 2009-12
 37, Andre Roberts (CIT), 2006-09
 32, Kelvin McKnight (SAM), 2015-18
 31, Brian Quick (Elon), 2008-11
 31, Karel Hamilton (SAM), 2013-16
 28, Chas Fox (FUR), 1982-85
 26, Gerald Harp (WCU), 1977-80
 26, B.J. Adigun (ETSU), 1994-97
 25, Joe Burke (UTC), 1977-79

MOST TD PASSES CAUGHT BY A FRESHMAN

Season

- 19, Randy Moss (MAR), 1996 (NCAA record)

MOST GAMES CATCHING A TOUCHDOWN PASS

Season

- 11, Randy Moss (MAR), 1996
 10, Terrell Hudgins (Elon), 2009
 10, Aaron Mellette (Elon), 2011
 9, Terrell Hudgins (Elon), 2007
 9, Terrell Hudgins (Elon), 2008
 9, Andre Roberts (CIT), 2008
 9, Aaron Mellette (Elon), 2012
 9, Raleigh Webb (CIT), 2019
 8, Rick Beasley (APP), 1979
 8, B.J. Adigun (ETSU), 1997
 8, Jason Jones (UTC), 2002
 8, DaVon Fowlkes (APP), 2004
 8, Justin Stepp (FUR), 2005
 8, Andre Roberts (CIT), 2007
 8, Karel Hamilton (SAM), 2016
 8, Kelvin McKnight (SAM), 2017
 8, Terryon Robinson (WCU), 2017

MOST GAMES WITH 100+ YARDS RECEIVING

Season

- 10, Terrell Hudgins (Elon), 2009
 10, Kelvin McKnight (SAM), 2018
 9, Aaron Mellette (Elon), 2011
 8, Aaron Mellette (Elon), 2012
 7, B.J. Adigun (ETSU), 1997
 7, DaVon Fowlkes (APP), 2004
 7, Terrell Hudgins (Elon), 2007
 7, Andre Roberts (CIT), 2008
 7, Sean Price (APP), 2012
 6, 11 times. Last:
 Bryce Nunnally (UTC), 2018
 Kris Thornton (VMI), 2018

Career

- 28, Terrell Hudgins (Elon), 2006-09
 23, Aaron Mellette (Elon), 2009-12
 23, Kelvin McKnight (SAM), 2015-18
 17, Rick Beasley (APP), 1978-80
 17, Mark Stock (VMI), 1985-88
 17, Andre Roberts (CIT), 2006-09
 14, Karel Hamilton (SAM), 2013-16
 13, Brian Quick (APP), 2008-11
 13, Kelvin McKnight (SAM), 2015-18
 10, Isaac West (FUR), 2001-04

MOST CONSECUTIVE GAMES WITH 100+ RECEIVING YARDS

- 7, Aaron Mellette (Elon), 2011 (Oct. 1-Nov. 19)
 7, Aaron Mellette (Elon), 2012 (Sept. 29-Nov. 17)
 6, Kelvin McKnight (SAM), 2018 (Oct. 6-Nov. 17)
 5, Terrell Hudgins (Elon), 2006 (Sept. 16-Oct. 21)
 5, Terrell Hudgins (Elon), 2009 (Sept. 5-Oct. 3)
 5, Terrell Hudgins (Elon), 2009 (Oct. 31-Nov. 28)
 4, Terrell Hudgins (Elon), 2007 (Oct. 20-Nov. 10)
 4, Andre Roberts (CIT), 2008 (Oct. 25-Nov. 15)
 4, Sean Price (APP), 2012 (Oct. 27-Dec. 1)
 4, Karel Hamilton (SAM), 2016 (Oct. 8-29)
 4, Kelvin McKnight (SAM), 2018 (Aug. 30-Sept. 22)
 4, Bryce Nunnally (UTC), 2018 (Aug. 30-Sept. 22)

MOST GAMES WITH 200+ RECEIVING YARDS

Season

- 3, DaVon Fowlkes (APP), 2004 (consecutive record)
 2, Rick Beasley (APP), 1980
 2, Terrell Hudgins (Elon), 2007
 2, Joel Bradford (UTC), 2010
 2, Aaron Mellette (Elon), 2011
 2, Karel Hamilton (SAM), 2016

Career

- 4, Karel Hamilton (SAM), 2013-16
 3, DaVon Fowlkes (APP), 2001-04
 3, Terrell Hudgins (Elon), 2006-09

MOST SEASONS WITH 1,000+ RECEIVING YARDS

Career

- 4, Terrell Hudgins (Elon), 2006-09
 3, Mike Barber (MAR), 1986-88
 3, Aaron Mellette (Elon), 2010-12
 2, Gerald Harp (WCU), 1978-79
 2, Mike Stock (VMI), 1986, '88
 2, Kelvin McKnight (SAM), 2017-18

MOST RECEIVING YARDS BY TWO TEAMMATES

Season


- 2,538, Terrell Hudgins (1,474) and Michael Mayers (1,064), (Elon), 2007
 2,241, Mike Barber and Sean Doctor (MAR), 1987
 2,218, Terrell Hudgins and Lance Camp (Elon), 2009
 2,141, Kelvin McKnight and Chris Shelling (SAM), 2018
 2,125, Aaron Mellette and Lance Camp (Elon), 2010
 2,086, Kelvin McKnight and Chris Shelling (SAM), 2017
 2,042, Aaron Mellette and Kierre Brown (Elon), 2012
 2,001, Michael Banks and Lamont Seward (WCU), 2002
 1,991, Sean Price and Andrew Peacock (APP), 2012
 1,963, Matt Cline and Brian Quick (APP), 2009

^ indicates postseason bowl game

~ ~ ~ KICKING ~ ~ ~

LONGEST FIELD GOAL

- 57, Kirk Roach (WCU) vs. North Carolina A&T, Oct. 17, 1987
 57, Kirk Roach (WCU) vs. Appalachian State, Nov. 21, 1987
 57, Chris Chambers (GSU) vs. Oregon State, Sept. 18, 1999
 57, Mark Wright (APP) vs. Troy State, Sept. 9, 2000
 57, Matt Maxey (VMI) at Georgia Southern, Sept. 30, 2000
 57, David Marvin (WOF) at WCU, Oct. 8, 2016
 57, David Marvin (WOF) at Furman, Nov. 5, 2016
 56, Grant Clemons (VMI) vs. Samford, Oct. 12, 2019
 55, Mark French (APP) vs. Western Carolina, Nov. 21, 1981
 55, Kirk Roach (WCU) vs. Georgia Southern, Oct. 24, 1987



Western Carolina's Kirk Roach holds SoCon records for field goals in a season (24) and a career (71).

- 55, Jon Croft Hollingsworth (FUR) at UCF, Sept. 19, 2015
 55, Dillon Christopher (VMI) vs. W. Carolina, Nov. 21, 2015
 55, Grayson Atkins (FUR) at Western Carolina, Oct. 26, 2019

MOST FIELD GOALS MADE

Half

- 5, Dean Biasucci (WCU) vs. Mars Hill, Sept. 18, 1982 (NCAA record)

Game

- 6, Josh Jones (WCU) vs. Samford, Nov. 5, 1999
 6, Drew Stewart (APP) vs. Western Carolina, Nov. 12, 2011
 6, Ray Early (FUR) at Western Carolina, Nov. 16, 2013
 5, Ken Juskowich (WVU) vs. Pittsburgh, Oct. 7, 1967
 5, Craig Jones (VMI) vs. William & Mary, Sept. 10, 1977
 5, Dean Biasucci (WCU) vs. Mars Hill, Sept. 18, 1982
 5, Mike Wood (FUR) vs. Western Carolina, Oct. 18, 1986
 5, Glenn Connally (FUR) vs. ETSU, Nov. 10, 1990
 5, Reed Haley (GSU) vs. The Citadel, Nov. 19, 1994
 5, Sean Holland (GSU) vs. Furman, Nov. 8, 2003
 5, Andrew Wilcox (Elon) vs. Georgia Southern, Oct. 13, 2007
 5, Andrew Wilcox (Elon) vs. Georgia Southern, Sept. 20, 2008
 5, Eric Goins (CIT) vs. VMI, Nov. 7, 2015
 5, Anthony Pistelli (SAM) vs. Clark Atlanta, Nov. 7, 2015

Season

- 24, Kirk Roach (WCU), 1986
 23, Cameron Yaw (SAM), 2011
 22, Matt Vick (UTC), 2000
 22, Andrew Wilcox (Elon), 2008
 20, Ray Early (FUR), 2013
 20, Anthony Pistelli (SAM), 2015
 19, Kirk Roach (WCU), 1987
 19, Jason Vitaris (APP), 2009
 19, Adrian Mora (GSU), 2010
 19, Warren Handrahan (SAM), 2013
 19, JJ Jerman (ETSU), 2018

Career

- 71, Kirk Roach (WCU), 1984-87
 67, Cameron Yaw (SAM), 2009-12
 59, Andrew Wilcox (Elon), 2005-08
 58, Jay Sutton (APP), 1994-97
 57, Adrian Mora (GSU), 2008-11
 55, Craig Jones (VMI), 1976-79
 55, Bjorn Nittmo (APP), 1985-88
 54, Dean Biasucci (WCU), 1980-83
 51, Danny Marshall (FUR), 2000-03
 48, Dewey Klein (MAR), 1988-91
 48, Henrique Ribeiro (UTC), 2013-16

MOST FIELD GOALS ATTEMPTED

Game

- 7, Reed Haley (GSU) vs. The Citadel, Nov. 19, 1994
 7, Ray Early (FUR) at Western Carolina, Nov. 16, 2013
 6, Jay Millson (APP) vs. Furman, Oct. 19, 1991
 6, Josh Jones (WCU) vs. Samford, Nov. 5, 1999
 6, Sean Holland (GSU) vs. Furman, Nov. 8, 2003
 6, Jesse Hartley (GSU) vs. Elon, Oct. 13, 2007
 6, Adam Shreiner (Elon) vs. The Citadel, Sept. 24, 2011
 6, Drew Stewart (APP) vs. Western Carolina, Nov. 12, 2011
 6, JJ Jerman (ETSU) vs. Robert Morris, Oct. 7, 2017
 6, Mitchell Fineran (SAM) at Mercer, Nov. 2, 2019

Season

- 30, Kirk Roach (WCU), 1987
 28, Kirk Roach (WCU), 1986
 28, Mike Wood (FUR), 1986
 28, Jason Vitaris (APP), 2009
 28, Cameron Yaw (SAM), 2011
 27, Andrew Wilcox (Elon), 2008
 26, Dean Biasucci (WCU), 1982
 26, Matt Vick (UTC), 2000
 26, Julian Rauch (APP), 2007
 25, Rick McLester (ECU), 1972
 25, Ray Early (FUR), 2013

Career

- 102, Kirk Roach (WCU), 1984-87 (NCAA record)
 92, Cameron Yaw (SAM), 2009-12
 84, Andrew Wilcox (Elon), 2005-08
 83, Craig Jones (VMI), 1976-79
 82, Dean Biasucci (WCU), 1980-83
 79, Jay Sutton (APP), 1994-97
 77, Scott Beckler (FUR), 2004-07
 74, Bjorn Nittmo (APP), 1985-88
 69, Adrian Mora (GSU), 2008-11
 68, Mike Shoun (ETSU), 1987-90

68, Jay Millson (APP), 1989-92

MOST CONSECUTIVE FIELD GOALS MADE

Season

14, JJ Jerman (ETSU), 2018
13, Matt Vick (UTC), 2000
13, Warren Hadrahan (SAM), 2013
12, Gary Davis (APP), 1975
12, Bjorn Nittmo (APP), 1988
12, Danny Marshall (FUR), 2001
12, Craig Camay (UTC), 2009
12, Adrian Mora (GSU), 2011
12, Henrique Ribeiro (UTC), 2014

MOST GAMES WITH A FIELD GOAL

Season

12, Andrew Wilcox (Elon), 2008
12, David Marvin (WOF), 2016
11, Mike Wood (FUR), 1986
11, Adrian Mora (GSU), 2010
11, Cameron Yaw (SAM), 2011
11, Henrique Ribeiro (UTC), 2014
10, Kirk Roach (WCU), 1986
10, Bjorn Nittmo (APP), 1986
10, Kirk Roach (WCU), 1987
10, Bjorn Nittmo (APP), 1987
10, Dewey Klein (MAR), 1988
10, Bjorn Nittmo (APP), 1988
10, Danny Marshall (FUR), 2003
10, Cameron Yaw (SAM), 2010
10, Cameron Yaw (SAM), 2012
10, Warren Handrahan (SAM), 2013
10, JJ Jerman (ETSU), 2017
10, JJ Jerman (ETSU), 2018
10, Mitchell Fineran (SAM), 2018
10, Tyler Keltner (ETSU), 2019
10, Grant Clemsons (VMI), 2019
10, Grayson Atkins (FUR), 2019

HIGHEST FIELD GOAL PERCENTAGE

Season

(minimum 15 attempts)

90.4 (19-21), Adrian Mora (GSU), 2010
86.9 (20-23), Anthony Pistelli (SAM), 2015
86.7 (13-15), Glen Connally (FUR), 1990
86.7 (13-15), Jay Sutton (APP), 1996
86.7 (13-15), Grayson Atkins (FUR), 2019
84.6 (22-26), Matt Vick (UTC), 2000
84.2 (16-19), Jim Richter (FUR), 1994
84.2 (16-19), Craig Camay (UTC), 2009
83.3 (15-18), Craig Jones (VMI), 1976
82.6 (19-23), JJ Jerman (ETSU), 2018

(minimum 10 attempts)

91.7 (11-12), Ray Early (FUR), 2010
91.7 (11-12), Jason Vitaris (APP), 2010
91.7 (11-12), Luke Carter (WOF), 2017
90.9 (10-11), Dewey Klein (MAR), 1989
90.4 (19-21), Adrian Mora (GSU), 2010
90.0 (9-10), Rodney Allen (UTC), 1992
86.9 (20-23), Anthony Pistelli (SAM), 2015
86.7 (13-15), Jay Sutton (APP), 1996
86.7 (13-15), Grayson Atkins (FUR), 2019
85.7 (12-14), Tim Tanguay (FUR), 1981
85.7 (12-14), Eric Meng (GSU), 1997
85.7 (12-14), Chris Chambers (GSU), 1998
85.7 (12-14), Darren Brown (WOF), 2000
85.7 (12-14), Adrian Mora (GSU), 2011
85.7 (12-14), Logan Howard (WCU), 2015

MOST FIELD GOALS MADE, 50 YARDS OR MORE

Season

7, Kirk Roach (WCU), 1987 (NCAA record)

Career

11, Kirk Roach (WCU), 1984-87 (NCAA record)

MOST GAMES KICKING TWO OR MORE FIELD GOALS

Career

25, Kirk Roach (WCU), 1984-87 (NCAA record)

MOST EXTRA POINTS MADE BY KICKING

Game

11, Ed Terry (DAV) vs. Furman, Sept. 27, 1969
10, Dewey Klein (MAR) vs. Morehead State, Sept. 14, 1991
10, Chris Chambers (GSU) vs. Western Carolina, Oct. 9, 1999
10, Mike Adams (CIT) vs. Webber International, Sept. 8, 2007

10, Mike Adams (CIT) vs. VMI, Nov. 17, 2007
10, Jason Vitaris (APP) vs. Wofford, Oct. 31, 2008
9, 19 times

LAST: Mitchell Fineran (SAM) vs. VMI, Oct. 13, 2018

Season

76, Julian Rauch (APP), 2007
70, Chris Chambers (GSU), 1999
69, Julian Rauch (APP), 2006
64, Jason Vitaris (APP), 2008
62, Adrian Mora (GSU), 2011
61, Scott Shelton (GSU), 2002
60, Henrique Ribeiro (UTC), 2014
58, Tim Openlander (MAR), 1996
58, Julian Rauch (APP), 2005
58, Jason Vitaris (APP), 2009

Career

247, Julian Rauch (APP), 2004-07
179, Jason Vitaris (APP), 2007-10
176, Scott Becker (FUR), 2004-07
164, Dewey Klein (MAR), 1988-91
163, Henrique Ribeiro (UTC), 2013-16
159, Tim Openlander (MAR), 1994-96
159, Danny Marshall (FUR), 2000-03
157, Adrian Mora (GSU), 2008-11
143, Jason Wells (FUR), 1996-99
141, Christian Reed (WOF), 2009-12
141, Adam Shreiner (Elon), 2009-12
141, Luke Carter (WOF), 2016-19

MOST EXTRA POINTS ATTEMPTED BY KICKING

Game

11, Ed Terry (DAV) vs. Furman, Sept. 27, 1969
10, Dewey Klein (MAR) vs. Morehead State, Sept. 14, 1991
10, Chris Chambers (GSU) vs. Western Carolina, Oct. 9, 1999
10, Mike Adams (CIT) vs. Webber International, Sept. 8, 2007
10, Mike Adams (CIT) vs. VMI, Nov. 17, 2007
10, Jason Vitaris (APP) vs. Wofford, Oct. 31, 2008
9, 21 times

LAST: Mitchell Fineran (SAM) vs. VMI, Oct. 13, 2018

Season

81, Julian Rauch (APP), 2007
73, Chris Chambers (GSU), 1999
70, Julian Rauch (APP), 2006
69, Jason Vitaris (APP), 2008
64, Adrian Mora (GSU), 2011
62, Scott Shelton (GSU), 2002
62, Henrique Ribeiro (UTC), 2014
60, Tim Openlander (MAR), 1994
60, Jonathan Dudley (GSU), 2004
59, Julian Rauch (APP), 2005
59, Patrick Mugan (WOF), 2007
59, Jason Vitaris (APP), 2010

Career

256, Julian Rauch (APP), 2004-07
188, Jason Vitaris (APP), 2007-10
185, Scott Becker (FUR), 2004-07
168, Danny Marshall (FUR), 2000-03
168, Henrique Ribeiro (UTC), 2013-16
164, Dewey Klein (MAR), 1988-91
162, Tim Openlander (MAR), 1994-96
159, Adrian Mora (GSU), 2008-11
151, Jason Wells (FUR), 1996-99
150, Christian Reed (WOF), 2009-12

MOST CONSECUTIVE EXTRA POINTS MADE

Season

61, Julian Rauch (APP), 2006
58, Tim Openlander (MAR), 1996
58, Jason Vitaris (APP), 2009
56, Adrian Mora (GSU), 2011
55, Grayson Atkins (FUR), 2017
54, Julian Rauch (APP), 2005
51, Luke Carter (WOF), 2019
50, Julian Rauch (APP), 2007
50, Andrew Wilcox (Elon), 2007
50, Mitchell Fineran (SAM), 2018

Career

152, Adrian Mora (GSU), 2008-11
141, Luke Carter (WOF), 2016-19
124, Tim Openlander (MAR), 1994-96
104, Jacob Godek (CIT), 2017-19
96, Adam Shreiner (Elon), 2009-11

94, Julian Rauch (APP), 2004-07
91, Mitchell Fineran (SAM), 2018-19
80, Andrew Wilcox (Elon), 2006-08
78, Jay Millson (APP), 1989-92
68, Grayson Atkins (FUR), 2017-18

HIGHEST PERCENTAGE OF EXTRA POINTS MADE

Season (minimum 30 made)

100.0 (58), Tim Openlander (MAR), 1995
100.0 (58), Jason Vitaris (APP), 2009
100.0 (56), Mike Adams (CIT), 2007
100.0 (55), Grayson Atkins (FUR), 2017
100.0 (51), Luke Carter (WOF), 2019
100.0 (50), Andrew Wilcox (Elon), 2007
100.0 (50), Mitchell Fineran (SAM), 2018
100.0 (48), Luke Carter (WOF), 2018
100.0 (47), Jesse Hartley (GSU), 2007
100.0 (47), Henrique Ribeiro (UTC), 2015
100.0 (45), Adrian Mora (GSU), 2010
100.0 (43), Alex Hanks (GSU), 2012
100.0 (43), Jacob Godek (CIT), 2019
100.0 (42), Eric Goins (CIT), 2015
100.0 (41), Anthony Pistelli (SAM), 2015
100.0 (41), Luke Carter (WOF), 2017
100.0 (41), Jacob Godek (CIT), 2018
100.0 (40), Reed Haley (GSU), 1993
100.0 (40), Cole Fisher (MER), 2018
100.0 (39), Adam Shreiner (Elon), 2010
100.0 (33), Adam Shreiner (Elon), 2011
100.0 (33), JJ Jerman (ETSU), 2018
100.0 (32), Clark Sechrest (WCU), 2011
100.0 (31), Matt Vick (UTC), 2000
100.0 (31), Danny Marshall (FUR), 2003
100.0 (30), Greg Clark (APP), 1972

MOST POINTS SCORED BY KICKING

Game

21, Drew Stewart (APP) vs. Western Carolina, Nov. 12, 2011
20, Josh Jones (WCU) vs. Samford, Nov. 5, 1999
20, Ray Early (FUR) vs. Western Carolina, Nov. 16, 2013
19, Dean Biasucci (WCU) vs. Mars Hill, Sept. 18, 1982
19, Anthony Pistelli (SAM) vs. Clark Atlanta, Nov. 7, 2015
18, Andrew Wilcox (Elon) vs. Georgia Southern, Oct. 13, 2007
17, Glen Connally (FUR) vs. ETSU, Nov. 10, 1990
17, Sean Holland (GSU) vs. Furman, Nov. 8, 2003
17, Eric Goins (CIT) vs. VMI, Nov. 7, 2015
17, Anthony Pistelli (SAM) at Mercer, Nov. 21, 2015

Season

127, Julian Rauch (APP), 2007
115, Jason Vitaris (APP), 2009
108, Henrique Ribeiro (UTC), 2014
102, Adrian Mora (GSU), 2010
101, Cameron Yaw (SAM), 2011
101, Anthony Pistelli (SAM), 2015
99, Andrew Wilcox (Elon), 2008
99, Julian Rauch (APP), 2006
98, Jesse Hartley (GSU), 2007
98, Adrian Mora (GSU), 2011
98, Henrique Ribeiro (UTC), 2015

Career

373, Julian Rauch (APP), 2004-07
328, Adrian Mora (GSU), 2008-11
314, Scott Becker (FUR), 2004-07
312, Danny Marshall (FUR), 2000-03
307, Andrew Wilcox (Elon), 2005-08
307, Henrique Ribeiro (UTC), 2013-16
302, Kirk Roach (WCU), 1984-87
302, Cameron Yaw (SAM), 2009-12
300, Dewey Klein (MAR), 1988-91
293, Jason Vitaris (APP), 2007-10

~~~ SCORING ~~~

MOST POINTS SCORED

Game

36, Cos DeMatteo (UTC) vs. Miss. Valley State, Sept. 16, 2000
36, Jerome Felton (FUR) vs. Western Carolina, Sept. 23, 2006
36, Jayson Foster (GSU) vs. Coastal Carolina, Sept. 15, 2007
36, Alex Ramsey (VMI) vs. Samford (OT), Oct. 12, 2019
30, Robert Surratt (APP) vs. Appalachian State, Oct. 13, 1984
30, John Settle (MAR) vs. Davidson, Oct. 4, 1986
30, Brad Hoover (WCU) vs. VMI, Oct. 31, 1998
30, Adrian Peterson (GSU) vs. The Citadel, Oct. 24, 1998
30, Adrian Peterson (GSU) vs. Youngstown State, Dec. 20, 1999*

INDIVIDUAL RECORDS



30, Adrian Peterson (GSU) vs. VMI, Sept. 30, 2000
30, J.R. McNair (WOF) vs. Chattanooga, Oct. 4, 2003
30, Ben Dupree (CIT) at Old Dominion, Sept. 21, 2013
30, Devin Wynn (FUR) vs. VMI, Nov. 9, 2019

Season

186, Kevin Richardson (APP), 2006
174, Adrian Peterson (GSU), 1999
162, Chaz Williams (GSU), 2002
156, Adrian Peterson (GSU), 1998
152, Chaz Williams (GSU), 2004
144, Jayson Foster (GSU), 2007
140, Jerome Felton (FUR), 2006
138, Dane Romero (WOF), 2008
134, Alex Ramsey (VMI), 2019
132, Eric Breitenstein (WOF), 2010

Career

524, Adrian Peterson (GSU), 1998-01
444, Kevin Richardson (APP), 2004-07
414, Jerome Felton (FUR), 2004-07
392, Armanti Edwards (APP), 2006-09
390, Eric Breitenstein (WOF), 2009-12
374, Chaz Williams (GSU), 2001-04
373, Julian Rauch (APP), 2004-07
372, Jayson Foster (GSU), 2004-07
334, Thomas Haskins (VMI), 1993-96
318, Louis Ivory (FUR), 1998-01

MOST TOUCHDOWNS SCORED

Game

6, Adrian Peterson (GSU) vs. Youngstown State, Dec. 20, 1999*
6, Cos DeMatteo (UTC) vs. Miss. Valley State, Sept. 16, 2000
6, Jerome Felton (FUR) vs. Western Carolina, Sept. 23, 2006
6, Jayson Foster (GSU) vs. Coastal Carolina, Sept. 15, 2007
6, Alex Ramsey (VMI) vs. Samford (OT), Oct. 12, 2019
5, Robert Surratt (MAR) vs. Appalachian State, Oct. 13, 1984
5, John Settle (APP) vs. Davidson, Oct. 4, 1986
5, Adrian Peterson (GSU) vs. The Citadel, Oct. 24, 1998
5, Brad Hoover (WCU) vs. VMI, Oct. 31, 1998
5, Adrian Peterson (GSU) vs. VMI, Sept. 30, 2000
5, J.R. McNair (WOF) vs. Chattanooga, Oct. 4, 2003
5, Ben Dupree (CIT) at Old Dominion, Sept. 21, 2013
5, Devin Wynn (FUR) vs. VMI, Nov. 9, 2019

Season

31, Kevin Richardson (APP), 2006
29, Adrian Peterson (GSU), 1998
27, Chaz Williams (GSU), 2002
26, Adrian Peterson (GSU), 1999
25, Chaz Williams (GSU), 2004
24, Jayson Foster (GSU), 2007
23, Jerome Felton (FUR), 2006
23, Dane Romero (WOF), 2008
22, Eric Breitenstein (WOF), 2010
22, Alex Ramsey (VMI), 2019

Career

87, Adrian Peterson (GSU), 1998-01
74, Kevin Richardson (APP), 2004-07
65, Armanti Edwards (APP), 2006-09
65, Eric Breitenstein (WOF), 2009-12
62, Chaz Williams (GSU), 2001-04
62, Jayson Foster (GSU), 2004-07
53, Louis Ivory (FUR), 1998-2001
52, Terrell Hudgins (Elon), 2006-09
51, Chris Parker (MAR), 1992-95
50, Thomas Haskins (VMI), 1993-96

MOST TOUCHDOWNS SCORED BY A FRESHMAN

Season

29, Adrian Peterson (GSU), 1998 (NCAA record)

MOST 2-POINT ATTEMPTS

Game

3, John Deleo (FUR) vs. Guilford, Nov. 7, 1970
2, Dick Longfellow (WVU) vs. Pittsburgh, Oct. 18, 1958
2, Don Kern (VMI) vs. The Citadel, Nov. 14, 1959
2, John Hince (VMI) vs. Davidson, Sept. 16, 1967
2, Tony Scales (VMI) vs. William & Mary, Oct. 13, 1990
2, Thomas Haskins (VMI) vs. Liberty, Sept. 9, 1995
2, Austin Herink (ETSU) vs. Western Carolina, Oct. 27, 2018

MOST 2-POINT PASSES

Game

3, Dick Longfellow (WVU) vs. Boston Univ., Oct. 11, 1958
3, Howard Dyer (VMI) vs. Virginia, Oct. 15, 1960

MOST DEFENSIVE 2-POINT CONVERSIONS

Game

2, VMI vs. Davidson, Sept. 7, 2002

* indicates NCAA playoff game

~~~ PUNTING ~~~

MOST PUNTS

Game

13, Jim Bailey (VMI) vs. West Virginia, Oct. 4, 1969
13, Mike Bartik (FUR) vs. East Carolina, Oct. 28, 1972
13, Mark Royals (APP) vs. The Citadel, Sept. 21, 1985
13, Jeff Lloyd (UTC) vs. Oklahoma, Aug. 30, 2008
13, Blake Cain (WCU) vs. Appalachian State, Nov. 22, 2008
12, Jim Jordan (FUR) vs. The Citadel, Nov. 19, 1966
12, Greg Davis (CIT) vs. Clemson, Oct. 4, 1986
12, Nate McKinney (APP) vs. Hawaii, Aug. 30, 2003

Season

101, Jim Bailey (VMI), 1969
93, Jim Bailey (VMI), 1970
86, Chuck Marks (VMI), 1968
86, Anthony Turowski, (Elon), 2003
86, Mike Bartik (FUR), 1972
85, Mark Royals (APP), 1984
84, Jimmy Jordan (FUR), 1968
84, Billy Wightman (ECU), 1968
82, Jim Bailey (VMI), 1971
82, Kenny Pauley (WCU), 1990

Career

297, Billy Smith (UTC), 1985-88
276, Jim Bailey (VMI), 1969-71
272, Brent Barth (VMI), 1999-02
265, Aaron Bass (ETSU), 2000-03
263, Greg Davis (CIT), 1983-86
262, Blake Cain (WCU), 2008-11
258, Harold Alexander (APP), 1989-92
237, Nate McKinney (APP), 2000-03
235, Ken Caldwell (CIT), 1975-78
234, Greg Peranich (SAM), 2010-14

MOST PUNTING YARDS

Game

616, Greg Davis (CIT) vs. Clemson, Oct. 4, 1986
528, Nate McKinney (APP) vs. Hawaii, Aug. 30, 2003
512, Mark Royals (APP) vs. The Citadel, Sept. 21, 1985
502, Jeff Lloyd (UTC) vs. Oklahoma, Aug. 30, 2008
497, Blake Cain (WCU) vs. Appalachian State, Nov. 22, 2008
494, Bentlee Critcher (APP) vs. Samford, Oct. 12, 2013
492, Billy Smith (UTC) vs. ETSU, Sept. 21, 1985
489, Eric Smith (GSU) vs. Miami (Fla.), Sept. 3, 1994
488, Billy Smith (UTC) vs. Marshall, Oct. 22, 1988
480, Billy Smith (UTC) vs. Georgia Tech, Sept. 10, 1988

Season

3,529, Mark Royals (APP), 1984
3,504, Jim Bailey (VMI), 1969
3,441, Jim Bailey (VMI), 1970
3,368, Jimmy Jordan (FUR), 1968
3,306, Aaron Bass (ETSU), 2002
3,297, Nate McKinney (APP), 2003
3,287, Anthony Turowski (Elon), 2003
3,273, Billy Smith (UTC), 1988
3,264, Billy Smith (UTC), 1985
3,250, Chuck Marks (VMI), 1968

Career

11,906, Billy Smith (UTC), 1985-88
11,438, Brent Barth (VMI), 1999-02
11,055, Harold Alexander (APP), 1989-92
11,076, Greg Davis (CIT), 1983-86
11,002, Aaron Bass (ETSU), 2000-03
10,145, Blake Cain (WCU), 2008-11
10,143, Jim Bailey (VMI), 1969-71
9,896, Nate McKinney (APP), 2000-03
9,871, Aaron Bass (ETSU), 1999-02
9,737, Greg Peranich (SAM), 2010-14

HIGHEST PUNTING AVERAGE

Game (minimum 5 punts)

55.7 (6-334), Harold Alexander (APP) vs. The Citadel, Oct. 3, 1992 (NCAA record)
55.5 (8-444), Harold Alexander (APP) vs. Marshall, Aug. 31, 1991
54.9 (9-494), Bentlee Critcher (APP) vs. Samford, Oct. 12, 2013

54.6 (5-273), Nathan McKinney (APP) vs. Furman, Oct. 12, 2002
54.3 (8-434), Pumpu Tudors (UTC) vs. Appalachian State, Sept. 20, 1980

54.2 (5-271), Bob Hooper (SAM) vs. Chattanooga, Oct. 10, 2009
53.0 (6-318), Bobby Goodwin (ETSU) vs. Eastern Kentucky, Sept. 3, 1983
53.0 (5-265), Nick Pollard (UTC) vs. Wofford, Nov. 8, 2014
52.6 (5-263), Austin Barnard (SAM) at VMI, Oct. 7, 2017
51.8 (5-259), John Howell (UTC) vs. Vanderbilt, Nov. 20, 1982

Season (minimum 30 punts)

47.4, Brent Barth (VMI), 1999-02
46.7, Harold Alexander (APP), 1991
46.2, David Marvin (WOF), 2016
45.9, Sam Martin (APP), 2012
45.9, Bentlee Critcher (APP), 2013
45.8, Chris Hanson (MAR), 1996
45.5, Pumpu Tudors (MAR), 1991
45.2, Austin Barnard (SAM), 2017
44.9, Ian Berryman (WCU), 2016
44.6, Pat Velarde (MAR), 1983
44.6, Greg Davis (CIT), 1986
44.6, Pumpu Tudors (UTC), 1990
44.6, Nate McKinney (APP), 2003

Career (minimum 100 punts)

44.4, Pumpu Tudors (UTC), 1989-91
43.8, Ian Berryman (WCU), 2015-18
43.4, Joe Parker (APP), 1973-76
43.4, Pat Velarde (MAR), 1982-83
43.2, Austin Barnard (SAM), 2014-17
43.0, Harold Alexander (APP), 1989-92
43.0, Ray Early (FUR), 2010-13
42.8, Ken Hinsley (WCU), 1995-98
42.4, Nate McKinney (APP), 2000-03
42.1, Greg Carter (UTC), 1977-79
42.1, Greg Davis (CIT), 1983-86
42.1, Brent Barth (VMI), 1999-02

MOST PUNTS OVER 50 YARDS

Game

7, Harold Alexander (APP) vs. Marshall, Aug. 31, 1991

MOST PUNTS INSIDE OPPONENT'S 20

Game

8, Harold Alexander (APP) vs. Wake Forest, Sept. 9, 1989

* indicates NCAA playoff game

~~~ PUNT RETURNS ~~~

MOST PUNT RETURNS

Game

10, Tim Dameron (ECU) vs. Furman, Oct. 28, 1972
9, Devon Ford (APP) vs. Davidson, Sept. 21, 1974
9, Gary Parris (UTC) vs. Middle Tenn. State, Oct. 20, 1979
9, Ricardo Clark (MAR) vs. Chattanooga, Oct. 22, 1988
9, Dexter Dawson (GSU) vs. VMI, Oct. 23, 1993
8, Ed Mioduszewski (W&M) vs. North Carolina, Oct. 28, 1950
8, Jeff Isaac (CIT) vs. Furman, Nov. 19, 1966
8, Jeff Dean (WCU) vs. Marshall, Sept. 15, 1979
8, Keyandre Fenn (ETSU) vs. VMI, Sept. 16, 2000
8, Teray Frost (VMI) vs. Charleston Southern, Oct. 21, 2000
8, Jermaine Anderson (CIT) vs. VMI, Nov. 10, 2001
8, Andre Roberts (CIT) vs. Chas. Southern, Sept. 1, 2007

Season

44, Ant Williams (GSU), 2002
41, Ricardo Clark (MAR), 1990
40, Chas Fox (FUR), 1983
36, Devin Ford (APP), 1974
36, DaVon Fowlkes (APP), 2002
35, Jerry Haynes (UR), 1970
35, David McCrary (UTC), 1983
34, Dexter Jackson (APP), 2007
33, Tim Martin (MAR), 1995
33, Lamont Williams (WOF), 1997
33, Anthony Stringfield (ETSU), 1997
33, Ken Byrd (APP), 1997
33, DaVon Fowlkes (APP), 2001

Career

118, David McCrary (UTC), 1982-85
118, Ant Williams (GSU), 1999-02
116, DaVon Fowlkes (APP), 2001-04
115, Tim Martin (MAR), 1993-96



INDIVIDUAL RECORDS

107, Chas Fox (FUR), 1982-85
105, Devon Ford (APP), 1973-76
105, Ricardo Clark (MAR), 1988-91
93, Zach Smerdzinski (FUR), 1997-00
93, Dexter Jackson (APP), 2004-07
91, Anthony Stringfield (ETSU), 1994-97

MOST PUNT RETURNS YARDS

Game

177, Carlos Frank (CIT) vs. Newberry, Sept. 6, 1997
172, Devon Ford (APP) vs. East Carolina, Oct. 19, 1974
169, Ronnie Moore (VMI) vs. Davidson, Sept. 28, 1974
156, Jeff Varnadoe, (CIT) vs. Bucknell, Sept. 18, 1971
155, Tera Frost (VMI) vs. Chas. Southern, Oct. 21, 2000
154, Dexter Jackson (APP) vs. Gardner-Webb, Sept. 23, 2006
143, Ant Williams (GSU) vs. Chattanooga, Sept. 22, 2001
142, David McCrary (UTC) vs. Marshall, Oct. 22, 1983
133, Ed Elliott (UR) vs. Randolph-Macon, Sept. 18, 1953
131, Jermaine Anderson (CIT) vs. VMI, Nov. 10, 2001

Season

570, Devon Ford (APP), 1974
478, DaVon Fowlkes (APP), 2002
474, Ant Williams (GSU), 2002
461, Andre Roberts (CIT), 2008
393, Tim Martin (MAR), 1995
385, David McCrary (UTC), 1983
369, Dexter Jackson (APP), 2006
366, Ricardo Clark (MAR), 1990
366, Dexter Dawson (GSU), 1993
354, Troy Brown (MAR), 1991

Career

1,276, DaVon Fowlkes (APP), 2001-04
1,253, David McCrary (UTC), 1982-85
1,199, Devon Ford (APP), 1973-76
1,160, Andre Roberts (CIT), 2006-09
1,126, Ant Williams (GSU), 1999-02
1,066, Tim Martin (MAR), 1993-96
1,034, Zach Smerdzinski (FUR), 1997-00
975, Kerry Hayes (WCU), 1991-94
864, Dexter Dawson (GSU), 1992-95
848, Steffon Hawkins (UTC), 1996-99

HIGHEST PUNT RETURN AVERAGE

Game (minimum 3 returns)
43.0 (4-172), Devon Ford (APP) vs. East Carolina, Oct. 19, 1974
36.3 (3-109), Kerry Hayes (WCU) vs. ETSU, Nov. 14, 1992
30.7 (3-92), Adam Mims (FUR) vs. Colgate, Sept. 13, 2008
29.7 (3-89), Jimmy Watkins (APP) vs. Liberty, Sept. 1, 2001
29.0 (4-116), Karlos Sullivan (Elon) vs. W.Va. Wesleyan, Sept. 8, 2007
29.0 (4-116), Andre Roberts (CIT) vs. Webber Int'l., Aug. 30, 2008
28.3 (3-85), Andre Roberts (CIT) vs. Webber Int'l., Sept. 8, 2007
27.3 (3-82), Joel Bradford (UTC) vs. The Citadel, Nov. 14, 2009
27.0 (4-108), Ant Williams (GSU) vs. VMI, Oct. 5, 2002
27.0 (3-81), Lewis Barr (GSU) vs. Chattanooga, Sept. 27, 2003
27.0 (4-108), DeAndre Schoultz (CIT) vs. ETSU, Oct. 29, 2016

Season

24.9, Kerry Hayes (WCU), 1994
21.9, Montrell Washington (SAM), 2019
19.2, Andre Roberts (CIT), 2008
19.1, Steffon Hawkins (UTC), 1996
15.9, Dexter Dawson (GSU), 1995
15.8, Jimmy Jordan (FUR), 1968
15.8, Devon Ford (APP), 1974
15.5, Andre Roberts (CIT), 2009
14.9, Corey Joyner (GSU), 1998
14.9, Bear Rinehart (FUR), 2002

Career (minimum 25 returns)

18.9, George Hannen (DAV), 1967-69
18.2, Chandler Curtis (MER), 2014-17
16.9, David Ames (UR), 1955-57, 1959
16.0, Raja Andrews (GSU), 2005-08
14.0, Andre Roberts (CIT), 2006-09
13.9, Kerry Hayes (WCU), 1991-94
13.5, Steffon Hawkins (UTC), 1996-99
12.8, Bear Rinehart (FUR), 1999-02
11.8, Dexter Dawson (GSU), 1992-95
11.4, Devon Ford (APP), 1973-76

MOST PUNT RETURNS FOR TOUCHDOWN

Game
2, Carlos Frank (CIT) vs. Newberry, Sept. 6, 1997
2, Dexter Jackson (APP) vs. Gardner-Webb, Sept. 23, 2006

Season

3, Carlos Frank (CIT), 1997
3, Andre Roberts (CIT), 2008
3, Chandler Curtis (MER), 2014
2, Andre Worrell (FUR), 1992
2, Dexter Jackson (APP), 2006
2, Tommy Hudson (UTC), 2014
2, Dante Smith (CIT), 2018

Career

4, Tim Martin (MAR), 1993-96
4, Carlos Frank (CIT), 1996-99
3, Andre Roberts (CIT), 2006-09
3, A.J. Harris (Elon), 2008-11
3, Chandler Curtis (MER), 2014-17
2, David McCrary (UTC), 1982-85
2, Ricardo Clark (MAR), 1988-91
2, Anthony Smith (APP), 1989-92
2, Andre Worrell (FUR), 1991-93
2, Kerry Hayes (WCU), 1991-94
2, Ant Williams (GSU), 1999-02
2, Dexter Jackson (APP), 2004-07
2, Karlos Sullivan (Elon), 2006-09
2, Tommy Hudson (UTC), 2010-14
2, **Dante Smith (CIT), 2018-present**

~ ~ ~ KICKOFF RETURNS ~ ~ ~

MOST KICKOFF RETURNS

Game
11, Mike Rucker (WOF), vs. Appalachian State, Oct. 31, 2008
10, Mason Dermott (VMI) vs. Chattanooga, Sept. 23, 2017
9, Mike Malone (WCU) vs. Appalachian State, Nov. 10, 2007
9, R.J. Webb (FUR) vs. Auburn, Nov. 7, 2009
8, Rusty Scales (ECU) vs. Bowling Green, Sept. 25, 1971
8, Scott Dykes (ETSU) vs. Marshall, Nov. 23, 1991
8, Tobe Taylor (UTC) vs. Marshall, Oct. 1, 1994
8, Carlos Frank (CIT) vs. Miami (Fla.), Sept. 7, 1996
8, Carlos Frank (CIT) vs. Vanderbilt, Oct. 9, 1999
8, Lance Camp (Elon) vs. Wofford, Oct. 25, 2008
8, Asheton Jordan (CIT) vs. Florida, Nov. 22, 2008
8, Nate Harris (WCU) at Wofford, Oct. 16, 2010
8, Brian Sutherland (UTC) at Auburn, Nov. 6, 2010
8, Brian Sutherland (UTC) at Wofford, Nov. 20, 2010
8, George Richardson (WCU) at Georgia Tech, Sept. 1, 2011
8, Kevin Hardy (CIT) vs. Appalachian State, Oct. 15, 2011

Season

58, Mike Malone (WCU), 2007
48, Otis Washington (WCU), 1988
47, Mason Dermott (VMI), 2017
46, Michael Gilmore (UTC), 2004
45, Brian Sutherland (UTC), 2010
44, Laron Scott (UTC), 2010
43, CoCo Hiliary (APP), 2007
42, Mike Rucker (WOF), 2008
42, Mason Dermott (VMI), 2016
41, Jawan Clark (WCU), 2000

Career

120, Mike Rucker (WOF), 2007-10
108, Carlos Frank (CIT), 1996-99
105, Mason Dermott (VMI), 2015-18
97, CoCo Hiliary (APP), 2007-10
95, Detrez Newsome (WCU), 2014-17
89, Dale Middleton (ETSU), 1986-89
89, Brian Bratton (FUR), 2001-04
85, Devon Ford (APP), 1973-76
85, Fabian Truss (SAM), 2010-13
82, Darryl Streeter (UTC), 1984-88

MOST KICKOFF RETURNS YARDS

Game
240, Detrez Newsome (WCU) at S. Carolina, Nov. 19, 2016
229, Mike Malone (WCU) vs. Furman, Nov. 17, 2007
225, Michael Mayers (Elon) vs. Appalachian St., Sept. 29, 2007
222, Kerry Hayes (WCU) vs. VMI, Oct. 10, 1992
212, Michael Gilmore (UTC) vs. Appalachian State, Oct. 30, 2004
212, Mike Rucker (WOF) vs. Appalachian State, Oct. 31, 2008
207, Titus Green (VMI) vs. Furman, Sept. 22, 2001
200, Asheton Jordan (CIT) vs. Florida, Nov. 22, 2008
198, Otis Washington (WCU) vs. Marshall, Nov. 12, 1988
195, R.J. Webb (FUR) vs. Auburn, Nov. 7, 2009

Season

1,383, Mike Malone (WCU), 2007
1,161, Laron Scott (GSU), 2010
1,113, Otis Washington (WCU), 1988
1,040, Laron Scott (GSU), 2011
1,037, George Richardson (WCU), 2011
1,030, CoCo Hiliary (APP), 2007
1,009, Michael Gilmore (UTC), 2004
975, Mason Dermott (VMI), 2016
970, Detrez Newsome (WCU), 2016
931, Mike Rucker (WOF), 2008

Career

2,725, Mike Rucker (WOF), 2007-10
2,535, Carlos Frank (CIT), 1996-99
2,493, Fabian Truss (SAM), 2010-13
2,301, CoCo Hiliary (APP), 2007-11
2,279, Detrez Newsome (WCU), 2014-17
2,257, Laron Scott (GSU), 2008-11
2,218, Mason Dermott (VMI), 2015-18
2,058, Kerry Hayes (WCU), 1991-94
2,053, Brian Bratton (FUR), 2001-04
1,869, Devin Ford (APP), 1973-76

HIGHEST KICKOFF RETURN AVERAGE

Game (minimum 4 returns)
56.2 (4-225), Michael Mayers (Elon) vs. Appalachian State, Sept. 29, 2007
55.5 (4-222), Kerry Hayes (WCU) vs. VMI, Oct. 10, 1992
45.8 (4-183), George Richardson (WCU) vs. Furman, Oct. 1, 2011
40.2 (4-161), Korey Bridy (VMI) vs. Western Carolina, Nov. 2, 2019
37.8 (4-151), Samir Baker (GSU) vs. Elon, Sept. 20, 2008
37.6 (5-188), Mike Rucker (WOF) vs. Chas. So., Sept. 6, 2008
36.5 (4-146), David Durden (MER) vs. Austin Peay, Sept. 14, 2019
35.8 (4-143), Steffon Shelton (WOF) vs. Elon, Oct. 31, 2009
34.5 (6-207), Titus Green (VMI) vs. Furman, Sept. 22, 2001
33.3 (4-133), Michael Mayers (Elon) vs. Furman, Nov. 3, 2007
33.3 (4-133), Laron Scott (GSU) at Navy, Sept. 11, 2010

Season (minimum 1.0 per game)

39.0, Troy Brown (MAR), 1991
37.7, Tony Ball (UTC), 1977
37.2, Brian Bratton (FUR), 2001
36.8, Des Kitchings (FUR), 1999
36.5, Kerry Hayes (WCU), 1993
35.9, Jerodis Williams (FUR), 2012
34.6, Randy Moss (MAR), 1996
33.1, Richard Holland (VMI), 2000
32.1, Josh Cole (FUR), 1995
30.9, Thomas Haskins (VMI), 1994

Career (minimum 25 returns)

29.7, Troy Brown (MAR), 1991-92
29.3, Des Kitchings (FUR), 1996-99
29.3, Fabian Truss (SAM), 2010-13
28.2, Kerry Hayes (WCU), 1991-94
27.9, Laron Scott (GSU), 2009-11
27.8, Jonathan Parker (UTC), 1984-88
27.3, Richard Holland (VMI), 1997-00
27.3, George Richardson (WCU), 2010-11
26.9, Josh Cole (FUR), 1993-96
26.7, Stephen Houzah (MER), 2015-18

MOST KICKOFF RETURNS FOR TOUCHDOWNS

Game
2, Kerry Hayes (WCU) vs. VMI, Oct. 10, 1992

Season

3, Troy Brown (MAR), 1991
3, Kerry Hayes (WCU), 1993
3, Des Kitchings (FUR), 1999
3, Brian Bratton (FUR), 2001
2, Ronnie Horton (ETSU), 1980
2, Albert Burt (ETSU), 1988
2, Jerry Ellison (UTC), 1992
2, Kerry Hayes (WCU), 1992
2, Jimmy Watkins (APP), 2000
2, Laron Scott (GSU), 2011
2, Jerodis Williams (FUR), 2012

Career

5, Kerry Hayes (WCU), 1991-94 (NCAA record)
4, Des Kitchings (FUR), 1996-99
4, Fabian Truss (SAM), 2010-13



3, Jerry Ellison (UTC), 1991-93
 3, Troy Brown (MAR), 1991-92
 3, Brian Bratton (FUR), 2001-04
 2, Albert Burt (ETSU), 1988-90
 2, Jimmy Watkins (APP), 2000-01
 2, Mike Rucker (WOF), 2007-10
 2, Laron Scott (GSU), 2008-11
 2, Jerodis Williams (FUR), 2009-12
 2, Chandler Curtiss (MER), 2014-17
 2, Detrez Newsome (WCU), 2014-17

~~~ ALL-PURPOSE YARDS ~~~

MOST PLAYS

Game

54, Ron Darby (MAR) vs. Western Carolina, Nov. 12, 1988 (NCAA record)
 46, John Settle (APP) vs. Marshall, Nov. 8, 1986

Season

373, John Settle (APP), 1986
 356, Brad Hoover (WCU), 1998
 340, Carlester Crumpler (ECU), 1972
 319, Damon Scott (APP), 1996
 317, John Settle (APP), 1986
 317, Thomas Haskins (VMI), 1996
 316, Alex Ramsey (VMI), 2019
 313, George Searcy (ETSU), 1989
 309, Floyd Allen (VMI), 1979
 301, Tory Cooper (CIT), 2007

Career

1,026, John Settle (APP), 1983-86
 1,016, Adrian Peterson (GSU), 1998-01
 1,013, Thomas Haskins (VMI), 1993-96
 958, John Settle (APP), 1983-86
 913, Floyd Allen (VMI), 1978-81
 857, Louis Ivory (FUR), 1998-01
 834, Ron Darby (MAR), 1986-89
 825, Chris Parker (MAR), 1991-95
 824, Detrez Newsome (WCU), 2014-17
 823, Jack Douglas (CIT), 1989-92

MOST YARDS GAINED

Game

387, Michael Mayers (Elon) vs. Appalachian State, Sept. 29, 2007
 365, Detrez Newsome (WCU) at S. Carolina, Nov. 19, 2016
 343, DaVon Fowlkes (APP) vs. Northwestern State, Sept. 25, 2004
 370, Jerodis Williams (FUR) vs. W. Carolina, Sept. 29, 2012
 347, Detrez Newsome (WCU) vs. UTC, Oct. 28, 2016
 342, DaVon Fowlkes (APP) vs. Elon, Nov. 6, 2004
 336, Tory Cooper (CIT) vs. Furman, Oct. 13, 2007
 332, Troy Brown (MAR) vs. VMI, Nov. 16, 1991
 329, Ron Darby (MAR) vs. Western Carolina, Nov. 12, 1988
 328, Thomas Haskins (VMI) vs. Richmond, Sept. 24, 1994

Season

2,343, Detrez Newsome (WCU), 2016
 2,313, DaVon Fowlkes (APP), 2004
 2,205, Fabian Truss (SAM), 2013
 2,143, Mike Malone (WCU), 2007
 2,134, Thomas Haskins (VMI), 1995
 2,102, John Settle (APP), 1986
 2,093, Louis Ivory (FUR), 2000
 2,092, Thomas Haskins (VMI), 1996
 2,086, Otis Washington (WCU), 1988
 2,080, Jayson Foster (GSU), 2007

Career

7,355, Thomas Haskins (VMI), 1993-96
 6,969, Detrez Newsome (WCU), 2014-17
 6,784, Adrian Peterson (GSU), 1998-01
 6,640, Fabian Truss (SAM), 2010-13
 5,843, Eric Breitenstein (WOF), 2009-12
 5,716, Kerry Hayes (WCU), 1991-94
 5,565, John Settle (APP), 1983-86
 5,497, Chris Parker (MAR), 1991-95
 5,465, Louis Ivory (FUR), 1998-01
 5,277, Terrell Hudgins (Elon), 2006-09

HIGHEST AVERAGE GAIN PER PLAY

Game (minimum 5 plays)

47.5 (6-285), Kerry Hayes (WCU) vs. ETSU, Nov. 14, 1992
 44.2 (5-221), David Durden (MER) at WCU, Aug. 31, 2019

38.6 (5-193), Shaun Fogle (WOF) vs. ETSU, Nov. 4, 2000
 30.3 (6-182), Darius Harvey (SAM) vs. West Alabama, Sept. 7, 2017
 28.1 (8-225), Logan McCarter (FUR) vs. ETSU, Sept. 30, 2017
 28.4 (7-199), Montrell Washington (SAM) vs. Youngstown State, Aug. 24, 2019
 27.7 (6-166), Korey Bridy (VMI) vs. WCU, Nov. 2, 2019
 26.3 (8-210), D'mauria VanCleave (WOF) vs. WCU, Oct. 19, 2019
 24.8 (5-124), Chandler Curtis (MER) vs. ETSU, Sept. 23, 2017
 24.0 (8-192), Blake Morgan (WOF) at Presbyterian, Sept. 30, 2017

Season (minimum 100 plays)

19.7, Otis Washington (WCU), 1988 (NCAA record)
 16.3 (120-1,959), Michael Mayers (Elon), 2007
 15.2, DaVon Fowlkes (APP), 2004
 15.2 (81-1,230), Bryce Nunnally (UTC), 2018
 14.0, Mark Stock (VMI), 1988
 13.3 (114-1,631), Richmond Flowers (UTC), 2000
 13.1 (125-1,641), Kelvin McKnight (SAM), 2018
 12.9 (209-1,405), Michael Mayers (Elon), 2006
 12.6 (100-1,257), Kelvin McKnight (SAM), 2017
 12.5 (118-1,480), Terrell Hudgins (Elon), 2007

Career

17.9 (136-2,436), Mason Dermott (VMI), 2015-18
 17.2 (205-3,526), Chandler Curtis (MER), 2014-17
 14.9 (225-3,350), Thomas Gordon (FUR), 2016-19
 14.0 (335-4,697), Michael Mayers (Elon), 2004-07
 13.5 (188-2,528), Terrell Hudgins (Elon), 2006-09
 13.3, DaVon Fowlkes (APP), 2004

MOST YARDS PER GAME

Season

213.0, Detrez Newsome (WCU), 2016
 210.3, DaVon Fowlkes (APP), 2004
 194.8, Mike Malone (WCU), 2007
 194.0, Thomas Haskins (VMI), 1995
 190.3, Louis Ivory (FUR), 2000
 190.2, Thomas Haskins (VMI), 1996
 189.6, Otis Washington (WCU), 1988
 189.1, Jayson Foster (GSU), 2007
 183.8, Fabian Truss (SAM), 2013
 182.8, Mark Stock (VMI), 1988

Career

167.2, Thomas Haskins (VMI), 1993-96
 162.1, Detrez Newsome (WCU), 2014-17
 161.5, Adrian Peterson (GSU), 1998-01
 158.1, Fabian Truss (SAM), 2010-13
 148.3, Troy Brown (MAR), 1991-92
 147.1, Stump Mitchell (CIT), 1977-80
141.0, Quay Holmes (ETSU), 2018-present
 139.4, Kerry Hayes (WCU), 1991-94
 137.3, Josh Cole (FUR), 1993-96
 132.8, Kenny Strayhorn (WCU), 1973-74

~~~ DEFENSE ~~~

MOST TOTAL TACKLES

Game

30, Everett Spellman (WCU) vs. Appalachian State, Nov. 21, 1987
 30, Josh Cain (UTC) vs. The Citadel, Nov. 3, 2001
 28, Milan Sterling (FUR) vs. Wofford, Sept. 18, 1993
 27, Dino Hackett (APP) vs. ETSU, Nov. 23, 1985
 26, Roger Johnson (MAR) vs. The Citadel, Nov. 9, 1991
 26, Lester Smith (CIT) vs. Army, Oct. 12, 1991
 25, Julius Thomas (APP) vs. Lenoir-Rhyne, Oct. 6, 1973
 25, Chad Nkang (Elon) vs. Chattanooga, Oct. 15, 2005
 25, Corey Weaver (Elon) vs. Appalachian State, Sept. 30, 2006
 24, Dino Hackett (APP) vs. Furman, Oct. 26, 1985
 24, Junior Jackson (UTC) vs. The Citadel, Oct. 21, 1989
 24, Dexter Coakley (APP) vs. VMI, Nov. 20, 1993

Season

224, Brian Ruff (CIT), 1974
 213, Brian Ruff (CIT), 1976
 200, Dino Hackett (APP) 1985
 195, Milan Sterling (FUR), 1993
 183, Glen Richardson (UTC), 1985
 183, Scott Thompson (CIT), 1986
 182, Brian Ruff (CIT), 1975
 181, Scott Belcher (CIT), 1995
 176, Jay Their (FUR), 1997

175, Jeff Blankenship (FUR), 1988

Career

755, Brian Ruff (CIT), 1973-76
 616, Dexter Coakley (APP), 1993-96
 533, Tony Starks (CIT), 1974-77
 523, Frank Moses (FUR), 1974-77
 522, Glen Richardson (UTC), 1982-85
 511, Josh Cain (UTC), 1999-02
 495, Cedric Felton (APP), 1982-86
 489, Kota Suttle (FUR), 1989-92
 483, Jeff Blankenship (FUR), 1985-88
 483, Kevin Kendrick (FUR), 1987-90

MOST PASSES INTERCEPTED

Game

6, Torez Jones (WCU) at Gardner-Webb, Sept. 18, 2010
 4, Jack Bruce (W&M) vs. Richmond, Oct. 30, 1948
 4, Jake Wade (DAV) vs. North Carolina State, Oct. 8, 1949
 4, Charlie Benson (DAV) vs. VMI, Oct. 12, 1957

Season

10, John Mapp (VMI), 1952
 10, Vince Perone, Jr. (FUR), 1972
 10, Jim Bolding (ECU), 1975
 10, Mark LeGree (APP), 2008
 9, Jeff Varnadoe (CIT), 1970
 8, Dick Kern (W&M), 1963
 8, Phillip Aldridge (UTC), 1985
 8, Reggie Giles (MAR), 1986
 8, Mark Snyder (MAR), 1987
 8, J.D. Cauthen (CIT), 1987
 8, Reggie Solomon (UTC), 1987

Career

24, Corey Lynch (APP), 2003-07
 22, Jim Bolding (ECU), 1973-76
 22, Rick Harris (ETSU), 1986-89
 22, Mark LeGree (APP), 2007-10
 18, Matt Stevens (APP), 1992-95
 17, J.D. Cauthen (CIT), 1985-88
 16, John Mapp (VMI), 1951-53
 16, Vince Perone, Jr. (FUR), 1972-74
 16, Tiger Greene (WCU), 1981-84
 15, Jerome Norris (FUR), 1984-86
 15, Mike Mayo (VMI), 1985-87
 15, Donnie Abraham (ETSU), 1992-95
 15, Richie Jackson (FUR), 1998-01

MOST INTERCEPTION RETURN YARDS

Game

154, Jeff Varnadoe (CIT) vs. William & Mary, Oct. 10, 1970
 112, Cortez Allen (CIT) vs. Samford, Oct. 31, 2009
 109, Don Divers (VT) vs. VMI, Nov. 25, 1954
 102, Earthwind Moreland (GSU) vs. Jacksonville State, Sept. 12, 1998
 100, Andy Tucker (VMI) vs. Richmond, Sept. 29, 1961
 100, Timmy Thrift (WOF) vs. Chattanooga, Oct. 4, 2003
 99, Julius Grant (WCU) vs. Marshall, Oct. 31, 1992
 99, John Keith (FUR) vs. Chattanooga, Nov. 20, 1999
 98, Ryan Hadden (GSU) vs. Chattanooga, Sept. 25, 1999
 98, Gary Wilkins (FUR) vs. Appalachian State, Oct. 19, 2013

Season

251, Jeff Varnadoe (CIT), 1970
 197, Reggie Pinkney (ECU), 1976
 189, Donnie Abraham (ETSU), 1995
 165, A.J. Bryant (GSU), 2004
 160, Kerr Kump (VMI), 1967
 160, Reggie Giles (MAR), 1986
 156, Justin Wozaeh (APP), 2005
 153, Gerald Hall (ECU), 1976
 147, Tony Carmignani (FUR), 1961
 142, Phillip Aldridge (UTC), 1985

Career

453, Rick Harris (ETSU), 1986-89
 303, Jeff Varnadoe (CIT), 1970-71
 298, Donnie Abraham (ETSU), 1992-95
 295, Lucas Webb (UTC), 2014-17
 261, Kerr Kump (VMI), 1966-68
 260, A.J. Bryant (GSU), 2002-05
 248, Matt Stevens (APP), 1992-95
 240, Ryan Steed (FUR), 2008-11
 232, Omari Williams (SAM), 2014-17
 217, Glenn Bates (MAR), 1982-83



Corey Lynch (Appalachian State) closed his career as the SoCon's all-time leader in interceptions with 24.

MOST INTERCEPTIONS RETURNED FOR A TOUCHDOWN

- Game**
 2, Joel Carter (APP) vs. Wake Forest, Sept. 3, 1983
 2, David McCrary (UTC) vs. SW Louisiana, Sept. 17, 1983
 2, Tony Tiller (ETSU) vs. Liberty, Oct. 18, 2003
 2, Travis Hill (WCU) vs. West Virginia State, Sept. 2, 2004

Season

- 2, Glenn Bates (MAR), 1982
 2, Joel Carter (APP), 1983
 2, David McCrary (UTC), 1983
 2, Rico Mack (APP), 1990
 2, Venton Bell (FUR), 1991
 2, Kareem Robinson (UTC), 1995
 2, Melvin Cunningham (MAR), 1996
 2, Lavar Rainey (GSU), 2000
 2, Travis Hill (WCU), 2004
 2, Anthony Harris (Elon), 2004
 2, Mitchell Dukes (WCU), 2006
 2, Ryan Steed (FUR), 2010
 2, Tevin Floyd (CIT), 2015
 2, Lucas Webb (UTC), 2015

Career

- 4, Lucas Webb (UTC), 2014-17
 3, Glenn Bates (MAR), 1982-83
 3, Donnie Abraham (ETSU), 1992-95
 3, Chris Edwards (WOF), 1998-01
 3, Karlos Sullivan (Elon), 2006-09
 3, Ryan Steed (FUR), 2008-11
 3, Omari Williams (SAM), 2014-17

MOST QUARTERBACK SACKS

- Game**
 7, James Russell (ETSU) vs. Glenville State, Sept. 14, 1996
 7, Bryan Dailer (FUR) vs. Chattanooga, Nov. 22, 1997
 6, Bryan Dailer (FUR) vs. Chattanooga, Nov. 23, 1996
 5, Rayford Cannon (APP) vs. Davidson, Oct. 4, 1986
 5, Kelly Fletcher (FUR) vs. Newberry, Sept. 24, 1988
 5, Kelly Fletcher (FUR) vs. Western Carolina, Oct. 28, 1989
 4, Louis Cooper (WCU) vs. ETSU, Nov. 10, 1984
 4, Derek Summerour (WCU) vs. Marshall, Oct. 14, 1995
 4, Tyler Unzicker (UTC) vs. ETSU, Nov. 10, 2001
 4, Katon Bethay (WOF) vs. VMI, Oct. 15, 2005
 4, Mitch McGrath (FUR) at Chattanooga, Oct. 29, 2011
 4, Solomon Clark (WCU) vs. VMI, Sept. 29, 2018

Season

- 17.5, Bryan Dailer (FUR), 1997
 16.0, Kelly Fletcher (FUR), 1989
 16.0, Anthony Jones (WOF), 2002
 15.0, Edward Thomas (GSU), 1996
 15.0, Adrian Hope (FUR), 2018
 14.5, Kelly Fletcher (FUR), 1988
 13.5, Keionta Davis (UTC), 2015
 13.0, Marques Murrell (APP), 2005
 13.0, Jason Hunter (APP), 2005
 13.0, Marques Murrell (APP), 2006

Career

- 37.0, Davis Tull (UTC), 2011-14
 36.5, Josh Jeffries (APP), 1999-02
 36.0, Marques Murrell (APP), 2003-06
 32.5, James Russell (ETSU), 1993-96
 31.5, Kelly Fletcher (FUR), 1986-89
 31.5, Bryan Dailer (FUR), 1994-97
 31.0, Keionta Davis (UTC), 2013-16
 30.5, Anthony Jones (WOF), 1999-02
 30.0, Louis Cooper (WCU), 1981-85
 30.0, Edward Thomas (GSU), 1993-96

MOST TACKLES FOR LOSS

Game

- 7, James Russell (ETSU) vs. Glenville State, Sept. 14, 1996
 6, Avery Hall (APP) vs. Furman, Oct. 24, 1992
 6, William Peebles (APP) vs. ETSU, Oct. 1, 1994
 6, Lamar Beam (ETSU) vs. Elon, Oct. 19, 2002
 6, Porter Johnson (CIT) vs. Western Carolina, Oct. 1, 2005

Season

- 35, Avery Hall (APP), 1992
 29, Darren Wilson (APP), 1981
 29, Kelly Fletcher (FUR), 1989
 28, Anthony Jones (WOF), 2002
 26.5, Marques Murrell (APP), 2005
 26, Michale Spicer (WCU), 2002
 25.5, Matt Palmer (ETSU), 2003
 25, Sean Swoope (APP), 1992
 25, Bryan Dailer (FUR), 1997
 24.5, Jason Hunter (APP), 2005

Career

- 66.0, Anthony Jones (WOF), 1999-02
 63.0, James Russell (ETSU), 1993-96
 61.5, Avery Hall (APP), 1989-92
 59.5, Davis Tull (UTC), 2010-14
 59.0, Marques Murrell (APP), 2003-06
 56.0, Bryan Dailer (FUR), 1994-97
 56.0, K.T. Stovall (APP), 2000-03
 55.0, Josh Jeffries (APP), 1999-02
 54.0, Ameet Pall (WOF), 2008-11
 54.0, Brent Russell (GSU), 2009-12

MOST PUNTS BLOCKED

Game

- 3, Gerald Sensabaugh (ETSU) vs. Georgia Southern, Nov. 1, 2003
 2, Dino Hackett (APP) vs. ETSU, Nov. 23, 1985
 2, Chuck Hill (APP) vs. Liberty, Oct. 10, 1987
 2, Chuck Hill (APP) vs. Western Carolina, Nov. 21, 1987
 2, Shaun Bennett (WOF) vs. Elon, Oct. 11, 2003
 2, Tim Camp (GSU) vs. Morehead State, Nov. 12, 2005
 2, John Synovec (CIT) vs. Webber Int'l., Sept. 8, 2007
 2, Cam Jackson (CIT) vs. Western Carolina, Nov. 4, 2017
 2, Sean-Thomas Faulkner (CIT) at Elon, Sept. 7, 2019



Furman defensive end Bryan Dailer recorded a league-record 17.5 sacks in 1997, including seven against Chattanooga on Nov. 22.



Chattanooga's Lucas Webb returned a SoCon-record four interceptions for touchdowns over his four-year career (2014-17).

Abbreviations:

- | | |
|-------------------------|------------------------|
| APP – Appalachian State | MER – Mercer |
| CIT – The Citadel | UR – Richmond |
| DAV – Davidson | UTC – Chattanooga |
| ECU – East Carolina | VMI – VMI |
| ELON – Elon | VT – Virginia Tech |
| ETSU – ETSU | WCU – Western Carolina |
| FUR – Furman | W&M – William & Mary |
| GSU – Georgia Southern | WOF – Wofford |
| MAR – Marshall | WVU – West Virginia |

TEAM RECORDS



~ ~ ~ SINGLE GAME ~ ~ ~

RUSHING ATTEMPTS

95	The Citadel at Samford (4OT)	Sept. 28, 2019
90	VMI at ETSU	Nov. 17, 1990
89	Chattanooga vs. Western Carolina	1977
84	The Citadel at Western Carolina	Oct. 1, 2016
83	VMI at Appalachian State	Sept. 14, 1991
83	The Citadel at Chattanooga	Sept. 21, 1991
82	Wofford vs. The Citadel	Nov. 2, 2002
82	The Citadel vs. Western Carolina	Oct. 31, 1987
81	Wofford vs. Appalachian State	2002
80	Wofford vs. Chattanooga	1999
80	Georgia Southern vs. Furman	Nov. 5, 2005
80	The Citadel at North Greenville	Oct. 6, 2016

RUSHING YARDS

665	Georgia Southern vs. Glenville State	Nov. 12, 1994
638	Georgia Southern vs. Youngstown State	Dec. 18, 1999*
634	Georgia Southern vs. Western Carolina	Sept. 24, 2011
614	Georgia Southern at Western Carolina	Oct. 6, 2012
602	Georgia Southern at Old Dominion	Dec. 8, 2012*
591	Georgia Southern vs. Gardner-Webb	Sept. 7, 2002
591	Georgia Southern vs. Western Carolina	Oct. 9, 1999
590	Wofford vs. Western Carolina	Sept. 15, 2012
576	Georgia Southern vs. Savannah State	Aug. 31, 2013
572	Appalachian State vs. Lenoir-Rhyne	1975

TOUCHDOWNS RUSHING

11	Georgia Southern vs. Johnson C. Smith	Sept. 11, 2004
10	VMI vs. UCF	Sept. 25, 1982
10	Georgia Southern vs. Savannah State	Aug. 31, 2013
9	Georgia Southern vs. Glenville State	Nov. 12, 1994
9	Georgia Southern vs. Fayetteville State	Sept. 4, 1999
8	Appalachian State vs. Western Carolina	2007
8	Georgia Southern at South Dakota State	Oct. 29, 2005
8	Furman vs. VMI	Sept. 25, 1999
8	Western Carolina vs. Newberry	1993
8	Chattanooga vs. VMI	Nov. 16, 1985
8	The Citadel vs. Lees-McRae	Oct. 2, 1993
8	The Citadel vs. Davidson	Sept. 5, 2015

FEWEST RUSHING YARDS

-52	George Washington vs. Furman	1959
-47	The Citadel vs. Richmond	Oct. 10, 1964
-40	Furman vs. Wofford	1968
-28	ETSU vs. Appalachian State	1994
-28	VMI vs. ETSU	Sept. 14, 2018
-25	Samford at Central Arkansas	2016
-19	Elon vs. Georgia Southern	Oct. 13, 2007
-18	VMI at ETSU	Sept. 16, 2000
-16	VMI at Chattanooga	Oct. 27, 2018
-12	Western Carolina at Georgia Southern	Sept. 19, 2009

PASS ATTEMPTS

73	VMI at Western Carolina	Sept. 22, 2018
72	Marshall vs. Western Carolina	1987
70	Samford at Furman	2013
70	Samford at Mississippi State	2016
70	VMI vs. Mercer	Sept. 29, 2018
69	Samford at The Citadel	Nov. 10, 2018
67	Chattanooga vs. Furman	1999
67	Marshall vs. Western Carolina	1992
67	Furman vs. Wofford	1969
67	Western Carolina at South Florida	2014
67	Samford at Western Carolina	Sept. 23, 2017

FEWEST PASS ATTEMPTS

0	Georgia Southern vs. Wofford	Oct. 13, 2012
1	Furman vs. Davidson	1957
1	The Citadel at Western Carolina	Nov. 3, 2018
2	VMI at The Citadel	Nov. 12, 1955
2	Chattanooga vs. Western Carolina	1977
2	VMI at The Citadel	Nov. 13, 1999
2	Wofford vs. ETSU	2002
2	Georgia Southern vs. Johnson C. Smith	Sept. 11, 2004
2	Georgia Southern vs. Chattanooga	Sept. 28, 2013
2	The Citadel at Mercer	Nov. 1, 2014
2	The Citadel at Alabama	Nov. 17, 2018

COMPLETIONS

49	VMI vs. The Citadel	Oct. 20, 2018
46	Western Carolina at South Florida	2014
44	Samford at Furman	2013
44	Samford at Chattanooga	Sept. 22, 2018
44	Samford vs. Western Carolina	Oct. 6, 2018
43	VMI at Western Carolina	Sept. 22, 2018
43	Samford at The Citadel	Nov. 10, 2018
42	Samford at Western Carolina	2015
42	Samford vs. Mars Hill	2016
42	Samford at Mississippi State	2016

FEWEST COMPLETIONS

0	Georgia Southern vs. Appalachian State	Oct. 13, 2001
0	VMI at The Citadel	Nov. 13, 1999
0	Georgia Southern vs. Furman	Nov. 6, 1993
0	The Citadel at Georgia Southern	Sept. 11, 1993
0	The Citadel vs. ETSU	Sept. 19, 1992
0	The Citadel vs. Western Carolina	Oct. 24, 1992
0	VMI at Marshall	Oct. 28, 1989
0	Chattanooga vs. Marshall	1982
0	Furman vs. Wofford	1962
0	Wofford at Ohio	2010
0	The Citadel at Appalachian State	Oct. 16, 2010
0	Georgia Southern vs. Jacksonville	2012
0	Georgia Southern vs. Wofford	Oct. 13, 2012
0	Georgia Southern at Florida	Nov. 23, 2013
0	Georgia Southern vs. Chattanooga	Sept. 28, 2013
0	Wofford at Youngstown State	Dec. 10, 2016*
0	The Citadel at Western Carolina	Nov. 3, 2018
0	The Citadel at Alabama	Nov. 17, 2018

FEWEST PASSING YARDS

-16	Richmond vs. VMI	Oct. 5, 1957
0	Georgia Southern vs. Appalachian State	2001
0	VMI at The Citadel	Nov. 13, 1999
0	VMI at Marshall	Oct. 28, 1989
0	Chattanooga vs. Marshall	1982
0	Georgia Southern vs. Furman	Nov. 6, 1993
0	The Citadel at Georgia Southern	Sept. 11, 1993
0	The Citadel vs. ETSU	Sept. 19, 1992
0	The Citadel vs. Western Carolina	Oct. 24, 1992
0	Furman vs. Wofford	1962
0	Wofford at Ohio	2010
0	The Citadel at Appalachian State	Oct. 16, 2010
0	Georgia Southern vs. Jacksonville	Sept. 1, 2012
0	Georgia Southern vs. Wofford	Oct. 13, 2012
0	Georgia Southern vs. Florida	Nov. 23, 2013
0	Georgia Southern vs. Chattanooga	Sept. 28, 2013
0	Wofford at Youngstown State	Dec. 10, 2016*
0	The Citadel at Western Carolina	Nov. 3, 2018
0	The Citadel at Alabama	Nov. 17, 2018

PASSING YARDS

642	Marshall vs. VMI	Nov. 16, 1991
562	Samford vs. Western Carolina	Oct. 6, 2018
540	Chattanooga vs. Appalachian State	2004
534	Elon vs. Furman	2007
532	Chattanooga vs. Furman	1999
529	Samford at Western Carolina	Sept. 23, 2017
521	Samford vs. S.E. Louisiana	2013
495	Samford vs. Georgia Southern	Oct. 5, 2013
491	VMI at Western Carolina	Sept. 22, 2018
488	Chattanooga vs. Western Carolina	2000

TOUCHDOWN PASSES

7	Chattanooga vs. Kentucky State	2001
7	Samford vs. VMI	Oct. 13, 2018
6	Chattanooga vs. Mississippi Valley State	2000
6	Chattanooga vs. Gardner-Webb	1993
6	The Citadel vs. Furman	Nov. 17, 1979
6	Davidson vs. William & Mary	1973
6	The Citadel vs. Presbyterian	Sept. 26, 2009
6	VMI vs. Gardner-Webb	Oct. 18, 2014
6	Samford vs. Mars Hill	2016
6	Samford vs. VMI	Oct. 15, 2016
6	Samford vs. Shorter	Aug. 30, 2018
6	Samford vs. Western Carolina	Oct. 6, 2018
6	Samford at Tennessee Tech (2OT)	Aug. 31, 2019



Georgia Southern rushed for 634 yards against Western Carolina on Sept. 24, 2011, which was the third-highest single-game total in league history. Jerick McKinnon (above) ran for 114 yards and two touchdowns and was one of three Eagles with at least 100 yards on the ground.

INTERCEPTIONS THROWN

7	Appalachian State vs. Marshall	1990
7	ETSU vs. Chattanooga	1988
7	Chattanooga vs. Georgia Southern	Sept. 28, 1985
6	Marshall vs. Chattanooga	1995
6	Furman vs. Wofford	1969
6	Davidson at The Citadel	Sept. 22, 1962
6	VMI at Buffalo	Nov. 11, 1961

TOTAL OFFENSE PLAYS

110	Samford at Mercer (3OT)	Nov. 2, 2019
109	VMI at Western Carolina	Sept. 22, 2018
108	Marshall vs. Western Carolina	1987
104	Appalachian State vs. Wake Forest	1981
104	Marshall vs. Western Carolina	1992
104	Samford at Mississippi State	2016
102	Furman vs. Hofstra	2005
102	Chattanooga at Furman	2010
102	Samford at Furman	2013
102	The Citadel at Samford (4OT)	Sept. 28, 2019

TOTAL OFFENSE YARDS

795	Chattanooga vs. Appalachian State	1978
789	Marshall vs. VMI	Nov. 16, 1991
778	Western Carolina vs. Davidson	Sept. 9, 2017
773	Samford vs. VMI	Oct. 13, 2018
752	Samford vs. Florida A&M	2015
743	Appalachian State vs. Western Carolina	2007
736	Samford vs. Western Carolina	Oct. 6, 2018
732	Georgia Southern vs. Western Carolina	Oct. 9, 1999
722	ETSU vs. West Virginia Tech	1999
712	Appalachian State vs. Georgia Southern	Oct. 24, 2009

POINTS SCORED

84	Georgia Southern vs. Johnson C. Smith	Sept. 11, 2004
82	Wofford vs. Lincoln	Sept. 8, 2012
79	Appalachian State vs. Western Carolina	2007
77	Western Carolina vs. West Virginia State	2004
77	Davidson vs. Furman	1969
77	Georgia Southern vs. Savannah State	Aug. 31, 2013
77	Samford vs. Mars Hill	2016
76	The Citadel vs. Webber International	Sept. 8, 2007
76	Georgia Southern vs. Fayetteville State	Sept. 4, 1999
73	Chattanooga vs. Kentucky State	2001
73	Samford vs. VMI	Oct. 13, 2018

POINTS SCORED, QUARTER

49	Davidson vs. Furman (2Q)	1969
41	ETSU vs. Chattanooga (2Q)	2003
37	Ga. Southern vs. Johnson C. Smith (1Q)	Sept. 11, 2004
35	Furman vs. Elon (2Q)	2002
35	Wofford vs. Lincoln (1Q)	Sept. 8, 2012
35	Samford vs. Western Carolina (1Q)	Oct. 6, 2018
32	Furman vs. Davidson (2Q)	1982
31	Furman vs. Presbyterian (2Q)	1991
31	Western Carolina vs. North Carolina A&T (2Q)	1988
31	Chattanooga vs. Western Carolina (2Q)	Sept. 28, 2019

TOUCHDOWNS SCORED

12	Georgia Southern vs. Johnson C. Smith	Sept. 11, 2004
11	Appalachian State vs. Western Carolina	2007
11	Chattanooga vs. Kentucky State	2001
11	Georgia Southern vs. Fayetteville State	Sept. 4, 1999
11	Davidson vs. Furman	1969
11	Wofford vs. Lincoln	Sept. 8, 2012
11	Georgia Southern vs. Savannah State	Aug. 31, 2013
11	Samford vs. Mars Hill	2016
10	Appalachian State vs. Wofford	Oct. 31, 2008
10	The Citadel at VMI	Nov. 17, 2007
10	The Citadel vs. Webber International	Sept. 8, 2007
10	ETSU vs. Chattanooga	2003
10	Georgia Southern vs. Chattanooga	Sept. 22, 2001
10	Chattanooga vs. Mississippi Valley State	2000
10	Marshall vs. Morehead State	1994
10	Marshall vs. Morehead State	1991
10	VMI vs. UCF	Sept. 25, 1982
10	Georgia Southern vs. Howard	Nov. 10, 2012
10	The Citadel vs. Davidson	Sept. 5, 2015
10	Samford vs. VMI	Oct. 13, 2018

LARGEST MARGIN OF VICTORY

82	Wofford 82, Lincoln 0	Sept. 8, 2012
81	Georgia Southern 84, Johnson C. Smith 3	Sept. 11, 2004
76	The Citadel 76, Webber International 0	Sept. 8, 2007
76	Georgia Southern 76, Fayetteville State 0	Sept. 4, 1999
70	Western Carolina 77, West Virginia State 7	2004
70	Samford 77, Mars Hill 7	2014
69	VMI 69, UCF 0	Sept. 25, 1982
68	Georgia Southern 77, Savannah State 9	Aug. 31, 2013
63	Davidson 77, Furman 14	1969
61	ETSU 68, Chattanooga 7	2003



Eric Breitenstein ran for a pair of touchdowns in Wofford's 82-0 win over Lincoln on Sept. 8, 2012. The 82-point margin of victory was a SoCon record.

FIRST DOWNS

37	Samford vs. Western Carolina	Oct. 6, 2018
36	Marshall vs. Western Carolina	1987
36	The Citadel vs. Wofford	Nov. 9, 1985
36	East Carolina vs. Virginia	1975
36	Appalachian State vs. Jacksonville	2010
36	The Citadel vs. Charlotte	Oct. 11, 2014
36	Samford vs. Florida A&M	2015
36	Samford vs. Mars Hill	2016
35	Elon vs. Presbyterian	2008
35	Marshall vs. Furman	1994
35	Furman vs. Davidson	1983
35	Appalachian State vs. Lenoir-Rhyne	1975
35	Georgia Southern vs. Savannah State	Aug. 31, 2013
35	Western Carolina at Mercer	Oct. 20, 2018

FEWEST FIRST DOWNS GAINED

0	Western Carolina vs. NC State	1990
2	Chattanooga vs. Oklahoma	2008
2	VMI at Furman	Sept. 25, 1999
2	VMI at Villanova	Sept. 22, 1962
2	Furman vs. Memphis	1961
4	Western Carolina vs. Florida	2006
4	The Citadel at Mississippi	Oct. 8, 2005
4	VMI vs. Georgia Southern	Oct. 23, 1993
4	Western Carolina at Georgia Southern	Sept. 19, 2009
4	Western Carolina vs. Chattanooga	2014
4	Western Carolina at Wofford	Oct. 19, 2019

TURNOVERS

11	Furman vs. Chattanooga	1979
10	Appalachian State vs. The Citadel	Sept. 24, 1994
9	The Citadel vs. Georgia Southern	Oct. 23, 2010
8	Western Carolina at The Citadel	Sept. 21, 1996
8	ETSU vs. Appalachian State	1984
8	VMI vs. ETSU	1981
8	Western Carolina vs. ETSU	1975

PUNTS

13	Chattanooga vs. Oklahoma	Aug. 30, 2008
13	Western Carolina vs. Appalachian State	Nov. 22, 2008
13	Appalachian State at The Citadel	Sept. 21, 1985
13	Furman vs. East Carolina	1972
13	East Carolina vs. Furman	1972
13	VMI at West Virginia	Oct. 4, 1969
13	Furman vs. South Carolina	1949
12	Chattanooga vs. Arkansas	2007
12	Appalachian State vs. Hawaii	2003
12	Furman vs. Appalachian State	1991
12	Western Carolina vs. NC State	1990
12	Davidson vs. Appalachian State	1986
12	Chattanooga vs. Appalachian State	1984
12	Western Carolina at Wofford	Oct. 19, 2019

PUNT YARDS

616	The Citadel at Clemson	Oct. 4, 1986
528	Appalachian State vs. Hawaii	2003
512	Appalachian State vs. The Citadel	Sept. 21, 1985
502	Chattanooga vs. Oklahoma	Aug. 30, 2008
497	Western Carolina vs. Appalachian State	Nov. 22, 2008
494	Appalachian State vs. Samford	Oct. 12, 2013
492	Chattanooga vs. ETSU	1985
479	Furman vs. Appalachian State	1991
475	Samford at TCU	2014
472	VMI at West Virginia	Oct. 4, 1969

SACKS BY

11	Georgia Southern vs. Wofford	Sept. 19, 1998
11	Appalachian State vs. Furman	1995
11	Appalachian State vs. ETSU	1994
10	Furman vs. Chattanooga	1997
10	The Citadel vs. Gardner-Webb	Sept. 27, 2014
9	Furman vs. Lehigh	2001*
9	Western Carolina vs. Lenoir-Rhyne	2000
9	Elon vs. Chattanooga	2006

PASSES INTERCEPTED BY

7	Marshall vs. Appalachian State	1990
6	Chattanooga vs. Gardner-Webb	1993
6	ETSU vs. Newberry	1991
6	ETSU vs. Valdosta State	1990
6	VMI vs. Virginia Tech (in Roanoke, Va.)	Nov. 26, 1959

PENALTIES

19	Georgia Southern vs. Johnson C. Smith	Sept. 9, 2000
18	Western Carolina vs. Lenoir-Rhyne	2000
17	Appalachian State vs. Coastal Carolina	2005
16	Chattanooga vs. Furman	2004
16	Appalachian State vs. Western Carolina	2003
16	Georgia Southern vs. Elon	Nov. 15, 2003
15	Wofford vs. NC State	2007
15	Western Carolina vs. Furman	2005
15	Appalachian State vs. Liberty	2001
15	Chattanooga vs. ETSU	2000
15	Appalachian State vs. Chattanooga	1997
15	ETSU vs. Appalachian State	1984
15	Appalachian State vs. ETSU	1984
15	Western Carolina vs. VMI	Nov. 15, 2014

PENALTY YARDS

197	William & Mary vs. Furman	1962
179	Georgia Southern vs. Elon	Nov. 15, 2003
179	Georgia Southern vs. Johnson C. Smith	Sept. 9, 2000
168	Appalachian State vs. Western Carolina	2003
165	Chattanooga vs. ETSU	2000
155	Western Carolina vs. VMI	Nov. 15, 2014
151	VMI vs. Georgia (in Roanoke, Va.)	Sept. 24, 1966
145	ETSU vs. Georgia Southern	Nov. 3, 1984
142	Chattanooga vs. Furman	2004
142	ETSU at VMI	Sept. 14, 2018

KICKOFF RETURN YARDS

275	Western Carolina at South Carolina	2016
269	Western Carolina vs. Furman	2007
259	Chattanooga vs. Vanderbilt	2003
250	VMI at Furman	Sept. 22, 2001
250	Western Carolina vs. Tusculum	2010
246	Elon vs. Appalachian State	2007
243	Chattanooga vs. ETSU	2003
241	Furman at Florida	2011
234	Chattanooga vs. UT Martin	1992
232	The Citadel vs. Florida	Nov. 22, 2008

*- indicates NCAA playoff game

~~~ SINGLE SEASON ~~~

RUSHING ATTEMPTS

859	Georgia Southern, 2002
850	Georgia Southern, 2012
849	Georgia Southern, 2010
795	Wofford, 2003
791	The Citadel, 2015
785	Wofford, 2016
778	The Citadel, 2016
777	Georgia Southern, 2011
772	Wofford, 2007
768	Georgia Southern, 2005

RUSHING YARDS

5,591	Georgia Southern, 2012
5,407	Georgia Southern, 2002
4,641	Georgia Southern, 2005
4,609	Georgia Southern, 1999
4,529	Georgia Southern, 2011
4,515	The Citadel, 2015
4,439	Georgia Southern, 2004
4,375	Wofford, 2011
4,311	Appalachian State, 2007
4,202	The Citadel, 1994

RUSHING YARDS PER GAME

419.0	Georgia Southern, 1999
414.0	Chattanooga, 1980
399.4	Georgia Southern, 2012
386.8	Georgia Southern, 2005
386.2	Georgia Southern, 2002
382.0	The Citadel, 1994
378.7	Georgia Southern, 1998
369.9	Georgia Southern, 2004
364.6	Wofford, 2011
360.4	Georgia Southern, 2013

TEAM RECORDS



FEWEST RUSHING YARDS PER GAME

36.2 Davidson, 1986
43.8 Davidson, 1985
47.2 The Citadel, 1983
58.3 VMI, 2018
64.2 Marshall, 1985
64.5 Elon, 2007
67.9 Marshall, 1984
68.2 VMI, 2001
68.9 VMI, 2000
69.1 VMI, 1969

TOUCHDOWNS RUSHING

61 Georgia Southern, 1999
56 Georgia Southern, 2004
55 Georgia Southern, 2012
54 Georgia Southern, 2002
53 Appalachian State, 2007
53 Georgia Southern, 1998
53 The Citadel, 1994
50 Georgia Southern, 2005
50 Georgia Southern, 2011

PASS ATTEMPTS

585 VMI, 2018
561 Samford, 2018
546 Samford, 2016
531 Samford, 2017
515 Elon, 2007
507 VMI, 2019
496 Chattanooga, 1999
493 Marshall, 1987
492 Samford, 2013
472 VMI, 2014

COMPLETIONS

394 Samford, 2018
386 Samford, 2016
350 Elon, 2007
349 Samford, 2017
332 VMI, 2018
324 Samford, 2015
321 VMI, 2019
311 Samford, 2013
303 Elon, 2010
300 Chattanooga, 1999

PASSING YARDS

4,320 Samford, 2018
4,193 Samford, 2016
4,001 Samford, 2017
3,927 Elon, 2007
3,806 Samford, 2013
3,777 Marshall, 1987
3,730 Chattanooga, 2000
3,662 Samford, 2015
3,621 Appalachian State, 2009
3,591 Chattanooga, 1999

TOUCHDOWN PASSES

38 Samford, 2016
34 Samford, 2018
32 Appalachian State, 2008
32 Elon, 2007
31 Marshall, 1994
31 Samford, 2017
30 Marshall, 1996
29 Marshall, 1992
29 Samford, 2013
28 Chattanooga, 1999
28 Marshall, 1991
28 Elon, 2010

INTERCEPTIONS THROWN

28 Davidson, 1985
26 Western Carolina, 1986
25 Marshall, 1987
25 Furman, 1969
23 VMI, 1986
23 The Citadel, 1983
23 VMI, 1983
23 ETSU, 1982
22 Chattanooga, 1994
22 ETSU, 1991
22 Chattanooga, 2003

22 VMI, 1987
22 Chattanooga, 1986
22 Western Carolina, 1985
22 Elon, 2011
22 VMI, 2015

TOTAL OFFENSE PLAYS

1,088 Appalachian State, 2007
1,061 Furman, 2005
1,017 Appalachian State, 2009
1,006 Appalachian State, 2006
1,001 Appalachian State, 2005
1,001 Georgia Southern, 2010
981 Georgia Southern, 2002
980 Chattanooga, 2014
958 Appalachian State, 2008
954 Wofford, 2007

TOTAL OFFENSE YARDS

7,325 Appalachian State, 2007
6,580 Furman, 2005
6,575 Georgia Southern, 2002
6,536 Georgia Southern, 2012
6,511 Appalachian State, 2009
6,491 Appalachian State, 2008
6,347 Appalachian State, 2005
6,265 Appalachian State, 2006
6,090 Georgia Southern, 2011
6,069 Georgia Southern, 1999

TOTAL OFFENSE YARDS PER GAME

551.7 Georgia Southern, 1999
515.9 Samford, 2018
492.6 Georgia Southern, 1998
490.6 Marshall, 1992
488.3 Appalachian State, 2007
488.3 Georgia Southern, 2004
479.7 Samford, 2015
473.8 Wofford, 1999
470.0 Furman, 2005
469.8 Georgia Southern, 2005

POINTS SCORED

641 Appalachian State, 2007
564 Georgia Southern, 2004
550 Georgia Southern, 1999
528 Appalachian State, 2006
522 Appalachian State, 2008
493 Georgia Southern, 2002
492 Georgia Southern, 2011
488 Furman, 2005
486 Chattanooga, 2014
483 Georgia Southern, 2012

FEWEST POINTS ALLOWED

93 The Citadel, 1960 (8.5)
107 Furman, 1988 (9.7)
107 Furman, 1983 (9.7)
109 Appalachian State, 1985 (9.9)
123 Marshall, 1993 (11.2)
126 Appalachian State, 1987 (11.5)
132 Georgia Southern, 2001 (12.0)
135 Furman, 1989 (12.3)
137 Chattanooga, 1982 (12.4)
141 Furman, 1982 (12.8)

TOUCHDOWNS SCORED

85 Appalachian State, 2007
77 Georgia Southern, 2004
76 Georgia Southern, 1999
72 Appalachian State, 2008
71 Appalachian State, 2006
66 Georgia Southern, 2002
66 Georgia Southern, 2012
65 Georgia Southern, 2011
64 Georgia Southern, 2005
64 Furman, 2005

FIRST DOWNS

353 Furman, 2005
351 Appalachian State, 2007
343 Appalachian State, 2009
319 Appalachian State, 2006
318 Furman, 2004
317 Appalachian State, 2005

308 Georgia Southern, 2012
304 Appalachian State, 2008
304 Georgia Southern, 2011
298 Samford, 2018

PENALTIES (SINCE 1993)

106 Western Carolina, 2003
106 Appalachian State, 2005
104 Appalachian State, 2001
103 Georgia Southern, 2000
101 Marshall, 1996
100 ETSU, 1997
99 Appalachian State, 2007
99 Appalachian State, 2006
97 Chattanooga, 2004
97 Georgia Southern, 2003
97 Appalachian State, 2009

PENALTY YARDS (SINCE 1993)

968 Appalachian State, 2001
936 Appalachian State, 2005
918 Appalachian State, 2006
899 Appalachian State, 1999
890 Western Carolina, 2003
877 Georgia Southern, 2000
876 Appalachian State, 2009
875 Western Carolina, 2014
868 ETSU, 1997
867 Georgia Southern, 2012

SACKS BY

49 Furman, 1988
44 Appalachian State, 1994
40 Appalachian State, 2005
38 Chattanooga, 2016
37 Appalachian State, 1995
37 Appalachian State, 2006
37 Elon, 2009
35 Chattanooga, 2014
34 Georgia Southern, 1998
34 Wofford, 2008
34 Chattanooga, 2015
34 Furman, 2017

INTERCEPTIONS BY

28 Furman, 1986
28 VMI, 1959
27 Georgia Southern, 1997
25 VMI, 1997
24 Furman, 1983
23 Chattanooga, 1987
23 ETSU, 1986
23 The Citadel, 1974
22 Wofford, 2003
22 Appalachian State, 1997
22 Marshall, 1988
22 Western Carolina, 1983
22 Furman, 1982

~ ~ ~ MISCELLANEOUS ~ ~ ~

CONSECUTIVE SOUTHERN CONFERENCE WINS

30 West Virginia, 1952-59
26 Appalachian State, 2007-10
20 Alabama, 1924-26
20 Tulane, 1929-32

TOTAL OFFENSE

Year	Player, School	G	Plays	Yards	YPG	TD
1953	Charlie Sumner, William & Mary	10	188	903	90.3	5
1954	Freddy Wyant, West Virginia	9	200	841	93.4	12
1955	Jim Boyle, Furman	10	191	892	89.2	8
1956	Jimmy Lugar, Virginia Tech	10	156	865	86.5	14
1957	Bob Schwarze, The Citadel	10	178	1,018	101.8	4
1958	Billy Holsclaw, Virginia Tech	10	230	1,227	122.7	15
1959	Howard Dyer, VMI	10	161	1,182	118.2	17
1960	Howard Dyer, VMI	10	260	1,478	147.8	20
1961	Bill Whaley, The Citadel	10	222	1,030	103.0	6
1962	Jerry Yost, West Virginia	10	201	1,361	136.1	16
1963	Bob Schweickert, Virginia Tech	10	271	1,526	152.6	13
1964	Bob Schweickert, Virginia Tech	10	240	1,409	140.9	15
1965	Dave Alexander, East Carolina	9	303	1,587	176.3	20
1966	Jimmy Poole, Davidson	9	369	1,925	213.9	16
1967	Clyde Hewell, Furman	10	294	1,740	174.0	12
1968	Gordon Slade, Davidson	9	395	2,131	236.8	17
1969	Charlie Richards, Richmond	10	455	2,665	266.5	24
1970	Mark Thompson, Davidson	10	430	2,144	214.4	15
1971	Harry Lynch, The Citadel	11	323	2,092	190.2	21
1972	Scotty Shipp, Davidson	10	326	1,894	189.4	11
1973	Dave Harper, Davidson	11	432	1,699	154.5	12
1974	Bill Deery, William & Mary	11	354	1,924	174.9	14
1975	Robbie Price, Appalachian State	11	305	1,639	149.0	16
1976	Tom Rozantz, William & Mary	11	278	1,575	143.2	8
1977	Mike Pusey, Western Carolina	11	301	1,985	180.5	16
1978	Steve Brown, Appalachian State	10	309	1,959	195.9	19
1979	Steve Brown, Appalachian State	11	416	2,557	232.5	17
1980	Steve Brown, Appalachian State	11	427	2,590	235.5	13
1981	Randy Joyce, Appalachian State	10	308	1,808	180.8	9
1982	Ronnie Mixon, Western Carolina (21)	11	338	2,051	196.5	6
1983	Jeff Gilbert, Western Carolina	11	332	2,008	182.5	16
1984	Carl Fodor, Marshall (9)	11	444	2,766	251.4	26
1985	Kip Allen, The Citadel	11	417	2,478	225.3	16
1986	Willie Perkins, Western Carolina	11	387	2,184	198.5	8
1987	Tony Petersen, Marshall (3)	11	519	3,649	331.7	23
1988	John Gregory, Marshall (16)	11	394	2,511	228.3	19
1989	John Gregory, Marshall (12)	11	437	2,751	250.1	27
1990	Michael Payton, Marshall (11)	11	460	2,453	223.0	19
1991	Michael Payton, Marshall (11)	9	266	2,379	263.3	20
1992	Michael Payton, Marshall (6)	11	380	2,896	263.3	28
1993	Lonnie Galloway, Western Carolina (17)	11	346	2,551	231.9	9
1994	Todd Donnan, Marshall	11	334	2,389	217.2	29
1995	Greg Ryan, ETSU (15)	11	470	2,551	231.9	17
1996	Eric Kresser, Marshall (17)	11	303	2,239	223.9	24
1997	Todd Wells, ETSU (12)	11	370	2,763	251.2	23
1998	Greg Hill, Georgia Southern (40)	11	321	2,254	204.9	22
1999	Chris Sanders, Chattanooga (4)	11	524	3,491	317.4	28
2000	Chris Sanders, Chattanooga (2)	11	520	3,756	341.5	24
2001	Joe Burchette, Appalachian State (47)	11	372	2,022	183.8	15
2002	Joey Gibson, VMI (30)	12	455	2,597	216.4	24
2003	Brian Gaitner, Western Carolina (24)	12	469	2,761	230.1	16
2004	Richie Williams, Appalachian State (3)	10	487	3,393	339.3	32
2005	Richie Williams, Appalachian State (23)	15	502	3,745	249.7	25
2006	Wes Pope, Elon (12)	11	461	2,606	236.9	20
2007	Scott Riddle, Elon (3)	11	622	3,738	339.8	40
2008	Armanti Edwards, Appalachian State (7)	13	499	3,843	295.6	41
2009	Armanti Edwards, Appalachian State (3)	12	515	3,970	330.8	30
2010	Scott Riddle, Elon (4)	10	446	3,188	318.8	29
2011	Thomas Wilson, Elon (14)	11	473	3,093	281.2	24
2012	Jamal Jackson, Appalachian State (10)	12	520	3,606	300.5	27
2013	Andy Summerlin, Samford (22)	13	537	3,532	271.7	27
2014	Jacob Huesman, Chattanooga (24)	14	527	3,740	267.1	37
2015	Al Cobb, VMI (13)	10	468	2,891	289.1	16
2016	Devlin Hodges, Samford (2)	12	641	4,310	359.2	40
2017	Devlin Hodges, Samford (6)	12	623	4,138	344.8	34
2018	Devlin Hodges, Samford (1)	11	640	4,596	417.8	40
2019	Reece Udinski, VMI (24)	12	533	3,155	262.9	19

RUSHING YARDS PER GAME

Year	Player, School	G	Carries	Yards	APC	YPG	TD
1953	Bill Bowman, William & Mary	10	132	722	5.5	72.2	7
1954	Dickie Beard, Virginia Tech	9	128	647	5.1	71.9	2
1955	Bob Moss, West Virginia	10	98	807	8.2	80.7	10
1956	Larry Krutko, West Virginia	10	124	584	4.7	58.4	4
1957	Sam Woolwine, VMI	10	105	531	5.1	53.1	4
1958	Sam Horner, VMI	10	102	612	6.0	61.2	7
1959	Alger Pugh, Virginia Tech	10	112	615	5.5	61.5	6
1960	Tom Campbell, Furman	10	126	616	4.9	61.6	5
1961	Tom Campbell, Furman	10	157	767	4.9	76.7	6
1962	Elliott Keller, Furman	10	135	724	5.4	72.4	4
1963	Bob Schweickert, Virginia Tech	10	155	839	5.4	83.9	7
1964	Sonny Utz, Virginia Tech	10	175	777	4.4	77.7	10
1965	Dave Alexander, East Carolina	9	227	1,029	4.5	114.3	16
1966	Garrett Ford, West Virginia	10	236	1,068	4.5	106.8	7
1967	Butch Colson, East Carolina	10	252	1,135	4.5	113.5	14

1968	Tom Sowers, VMI	10	221	792	3.6	79.2	4
1969	Bob Duncan, The Citadel	10	136	936	6.9	93.6	7
1970	Phil Mosser, William & Mary	11	212	1,286	6.1	116.9	9
1971	Jon Hall, The Citadel	11	169	1,230	7.3	111.8	9
1972	Carlester Crumpler, East Carolina	11	340	1,309	3.9	119.0	17
1973	Carlester Crumpler, East Carolina	11	204	1,042	5.1	94.7	12
1974	Andrew Johnson, The Citadel	11	248	1,373	5.5	124.8	7
1975	Emmitt Hamilton, Appalachian State	11	126	844	6.7	76.7	9
1976	Jim Kruijs, William & Mary	11	250	1,164	4.7	105.8	9
1977	Darrell Lipford, Western Carolina	11	280	1,318	4.7	119.8	18
1978	Gwain Durden, Chattanooga	10	146	933	6.4	93.3	2
1979	Floyd Allen, VMI	11	291	1,276	4.34	116.0	9
1980	Stump Mitchell, The Citadel	11	291	1,647	5.7	149.7	14
1981	Stanford Jennings, Furman	11	197	1,168	5.9	106.2	11
1982	Stanford Jennings, Furman	11	200	1,007	5.0	91.5	11
1983	Stanford Jennings, Furman (6)	11	190	1,260	6.6	114.5	13
1984	Robbie Gardner, Furman (5)	11	169	1,232	7.3	112.0	14
1985	John Settle, Appalachian State (5)	11	254	1,340	5.3	121.8	14
1986	John Settle, Appalachian State (4)	11	317	1,661	5.2	151.0	20
1987	Ron Darby, Marshall (17)	11	217	1,020	4.7	92.7	12
1988	Gene Brown, The Citadel (11)	10	172	1,058	6.2	105.8	15
1989	George Searcy, ETSU (7)	10	275	1,324	4.8	132.4	17
1990	Carl Tremble, Furman (16)	13	229	1,277	5.6	98.2	15
1991	Jack Douglas, The Citadel (14)	11	266	1,152	4.3	104.7	13
1992	Carl Tremble, Furman (3)	11	228	1,555	6.8	141.4	13
1993	Chris Parker, Marshall (10)	11	225	1,370	6.1	124.5	16
1994	Thomas Haskins, VMI (4)	11	258	1,509	5.8	137.2	11
1995	Thomas Haskins, VMI (8)	11	248	1,548	6.2	140.7	17
1996	Thomas Haskins, VMI (5)	11	286	1,698	5.9	154.4	15
1997	Roderick Russell, Ga. Southern (21)	11	215	1,171	5.4	106.5	11
1998	Adrian Peterson, Ga. Southern (4)	11	257	1,932	7.5	175.6	25
1999	Adrian Peterson, Ga. Southern (2)	11	248	1,807	7.3	164.2	28
2000	Louis Ivory, Furman (1)	11	286	2,079	7.3	189.0	16
2001	Louis Ivory, Furman (10)	11	251	1,492	5.9	135.6	19
2002	Chaz Williams, Georgia Southern (20)	14	290	1,422	4.9	101.6	27
2003	Jermaine Austin, Georgia Southern (9)	11	224	1,461	6.5	132.8	6
2004	John Taylor, Elon (18)	10	247	1,069	4.3	106.9	10
2005	Jermaine Austin, Georgia Southern (5)	12	233	1,546	6.6	128.8	14
2006	Kevin Richardson, Appalachian State (18)	15	302	1,676	5.5	111.7	30
2007	Jayson Foster, Georgia Southern (2)	11	261	1,844	7.1	167.6	24
2008	Chris Evans, Samford (12)	11	260	1,284	4.9	116.7	14
2009	Chris Evans, Samford (7)	11	241	1,152	4.8	104.7	7
2010	Eric Breitenstein, Wofford (5)	13	267	1,639	6.1	126.1	22
2011	Eric Breitenstein, Wofford (10)	12	268	1,474	5.5	122.8	19
2012	Eric Breitenstein, Wofford (2)	13	290	2,035	7.0	156.5	19
2013	Jerick McKinnon, Georgia Southern	10	161	1,050	6.5	105.0	12
2014	Alex Lakes, Mercer (31)	12	200	1,107	5.5	92.2	17
2015	Detrez Newsome, Western Carolina (15)	11	190	1,109	5.8	110.8	9
2016	Lorenzo Long, Wofford (13)	14	294	1,424	4.8	101.7	18
2017	Detrez Newsome, Western Carolina (4)	9	178	1,100	6.2	122.2	9
2018	Tyrie Adams, Western Carolina (26)	11	194	1,006	5.2	91.5	10
2019	Alex Ramsey, VMI (9)	12	266	1,326	5.0	110.5	22

PASSING YARDS PER GAME

Year	Player, School	G	Com.-Att.	Pct.	Yards	YPG	TD
1953	Joe Lindsey, Washington & Lee	10	47-100	.470	687	68.7	3
1954	Freddy Wyant, West Virginia	9	40-97	.412	563	62.6	4
1955	Belton, Davidson	9	60-130	.462	839	93.2	5
1956	Duke Johnston, VMI	10	43-101	.426	674	67.4	6
1957	Bob Schwarze, The Citadel	10	52-100	.520	920	92.0	4
1958	Billy Holsclaw, Virginia Tech	10	70-127	.551	1,013	101.3	9
1959	Ed Hino, George Washington	9	79-185	.427	997	110.8	3
1960	Howard Dyer, VMI	10	87-168	.518	1,222	122.2	8
1961	Whaley, The Citadel	10	73-148	.493	980	98.0	4
1962	Jerry Yost, West Virginia	10	75-152	.493	1,134	113.4	11
1963	Merv Holland, George Washington	9	101-215	.470	1,312	145.8	8
1964	Allen McCune, West Virginia	10	60-99	.606	911	91.1	10
1965	Allen McCune, West Virginia	10	91-182	.500	1,274	127.4	15
1966	Jimmy Poole, Davidson	9	156-260	.600	1,685	187.2	12
1967	Clyde Hewell, Furman	10	132-220	.600	1,873	187.3	12
1968	Gordon Slade, Davidson	9	190-322	.590	2,109	234.3	14
1969	Charlie Richards, Richmond	10	175-356	.492	2,556	255.6	21
1970	Mark Thompson, Davidson	10	179-352	.509	2,202	220.2	4
1971	Steve Regan, William & Mary	10	107-184	.582	1,383	138.3	7
1972	Scotty Shipp, Davidson	10	149-286	.521	1,845	184.5	9
1973	Dave Harper, Davidson	10	175-329	.532	1,885	188.5	11
1974	Harry Knight, Richmond	10	120-247	.486	1,577	157.7	10
1975	Mark Lambert, VMI	11	101-189	.534	1,176	106.9	3
1976	Marty Crosby, The Citadel	11	110-202	.545	1,279	116.3	5
1977	Mike Pusey, Western Carolina	11	140-248	.565	1,939	175.8	13
1978	Mike Pusey, Western Carolina	11	147-331	.444	2,046	186.0	14
1979	Steve Brown, Appalachian State	11	147-287	.512	2,307	209.7	15
1980	Steve Brown, Appalachian State	11	175-352	.497	2,537	230.6	13
1981	Randy Joyce, Appalachian State	10	157-275	.571	1,871	187.1	9
1982	Ronnie Mixon, Western Carolina	11	146-299	.488	2,002	182.0	6
1983	Robert Hill, The Citadel	10	174-314	.554	1,952	195.2	12
1984	Carl Fodor, Marshall	11	218-411				

ANNUAL INDIVIDUAL LEADERS



1985	Kip Allen, The Citadel	11	231-417	.554	2,478	225.3	16
1986	Willie Perkins, Western Carolina	11	185-361	.540	2,265	205.9	8
1987	Tony Petersen, Marshall (22)	11	251-466	.539	3,529	320.8	22
1988	John Gregory, Marshall	11	185-327	.566	2,687	244.3	19
1989	John Gregory, Marshall	11	198-351	.564	2,778	252.5	24
1990	Michael Payton, Marshall	11	199-350	.569	2,409	219.0	12
1991	Michael Payton, Marshall (1)	9	143-216	.662	2,333	259.2	19
1992	Michael Payton, Marshall (2)	11	200-313	.639	2,788	253.5	26
1993	Kenyon Earl, Chattanooga	11	146-264	.553	2,233	203.0	16
1994	Todd Donnan, Marshall (2)	11	182-288	.632	2,403	218.5	28
1995	Greg Ryan, ETSU (34)	11	229-387	.592	2,473	224.8	17
1996	Eric Kresser, Marshall (5)	10	170-276	.616	2,341	234.1	24
1997	Bake Baker, Appalachian State	11	207-347	.597	2,550	231.8	18
1998	Brian Hampton, Chattanooga	11	130-275	.473	1,680	152.7	7
1999	Chris Sanders, Chattanooga (2)	11	297-490	.606	3,539	321.7	27
2000	Chris Sanders, Chattanooga (2)	11	287-463	.620	3,691	335.5	22
2001	Joe Burchette, Appalachian State (40)	11	167-295	.566	2,022	183.8	15
2002	Jeff Klein, Citadel (22)	12	203-378	.537	2,561	213.4	17
2003	Brian Gaither, Western Carolina (28)	11	246-418	.589	2,717	226.4	14
2004	Richie Williams, Appalachian State (4)	10	234-350	.669	3,109	310.9	24
2005	Ingle Martin, Furman (31)	14	212-349	.607	2,959	211.4	20
2006	Wes Pope, Elon (13)	11	228-375	.608	2,572	233.8	16
2007	Scott Riddle, Elon (1)	11	346-508	.681	3,817	347.0	31
2008	Scott Riddle, Elon (19)	12	263-427	.616	2,871	239.2	24
2009	Scott Riddle, Elon (7)	12	285-439	.649	3,345	278.8	23
2010	Scott Riddle, Elon (2)	10	274-405	.677	3,231	323.1	28
2011	Thomas Wilson, Elon (10)	11	279-411	.678	3,057	277.9	23
2012	Thomas Wilson, Elon (10)	11	248-379	.654	3,149	286.3	25
2013	Andy Summerlin, Samford (9)	13	300-478	.628	3,640	280.0	26
2014	Al Cobb, VMI (16)	12	269-438	.614	2,971	247.6	20
2015	Al Cobb, VMI (11)	10	238-389	.611	2,736	273.6	14
2016	Devlin Hodges, Samford (3)	12	375-530	.707	4,008	340.7	36
2017	Devlin Hodges, Samford (6)	12	347-528	.657	3,983	331.9	31
2018	Devlin Hodges, Samford (1)	11	388-550	.705	4,283	389.4	32
2019	Reece Udinski, VMI (15)	12	306-479	.639	3,276	273.0	19

RECEIVING YARDS PER GAME

Year	Player, School	G	Catches	Yards	YPC	YPG	CPG	TD
1953	Richie Gaskell, George Washington	9	12	360	30.0	40.0	1.3	4
1954	Larry Fones, William & Mary	10	21	300	14.3	30.0	2.1	0
1955	Bill Gramley, Davidson	9	22	331	15.0	36.8	2.4	1
1956	Joe Kopnisky, West Virginia	10	19	295	15.5	29.5	1.9	1
1957	Craig Wall, Davidson	8	24	446	18.6	55.8	3.0	6
1958	Ray Siminski, Furman	9	35	568	16.2	63.1	3.9	5
1959	Dick Evans, VMI	10	35	698	19.9	69.8	3.5	9
1960	Stinson Jones, VMI	10	26	394	15.2	39.4	2.6	2
1961	John Hilton, Richmond	10	26	334	12.8	33.4	2.6	3
1962	Steve Heckard, Davidson	10	26	512	19.7	51.2	2.6	5
1963	Paul Flowers, George Washington	9	22	453	20.6	50.3	2.4	3
1964	John Hilton, Richmond	10	33	554	16.8	55.4	3.3	6
1965	George Pearce, William & Mary	10	61	796	13.0	79.6	6.1	6
1966	Chuck Albertson, William & Mary	10	67	792	11.8	79.2	6.7	4
1967	Robbie Hahn, Furman	10	53	840	15.8	84.0	5.3	10
1968	Mike Kelly, Davidson	9	63	936	14.9	104.0	7.0	11
1969	Walker Gillette, Richmond	10	57	1,090	19.1	109.0	5.7	11
1970	Mike Mikolayunas, Davidson	10	87	1,128	13.0	112.8	8.7	8
1971	Brian Baima, The Citadel	11	64	1,237	19.3	112.5	5.8	13
1972	Walt Walker, Davidson	11	62	1,031	16.6	93.7	5.6	8
1973	Ronnie Moore, VMI	11	46	676	14.7	61.5	4.2	4
1974	Gary Pomeroy, Davidson	9	81	747	9.2	83.0	9.0	4
1975	Ronnie Moore, VMI	11	47	661	14.1	60.1	4.3	1
1976	Tommy Southard, Furman	11	39	510	13.1	46.4	3.5	2
1977	Wayne Tollerson, Western Carolina	11	73	1,101	15.1	100.1	6.6	7
1978	Gerald Harp, Western Carolina	11	62	1,145	18.5	104.1	5.6	11
1979	Rick Beasley, Appalachian State	11	74	1,205	16.3	109.5	6.7	12
1980	Rick Beasley, Appalachian State	10	44	948	21.5	94.8	4.4	7
1981	Jeff Dean, Western Carolina	11	60	839	14.0	76.3	5.5	2
1982	Eric Rasheed, Western Carolina	10	38	624	16.4	62.4	3.8	3
1983	Eric Rasheed, Western Carolina (8)	11	68	818	12.0	74.4	6.2	8
1984	Eric Rasheed, Western Carolina (17)	11	64	1,091	17.0	99.2	5.8	7
1985	Chas Fox, Furman	9	34	649	19.1	72.1	3.8	11
1986	Mike Barber, Marshall (10)	11	64	1,180	18.4	107.3	5.8	7
1987	Mike Barber, Marshall (1)	11	78	1,237	15.9	112.5	7.1	7
1988	Mark Stock, VMI (3)	11	74	1,161	15.7	105.5	6.7	9
1989	Andre Motley, Marshall (18)	11	59	908	15.4	82.5	5.4	9
1990	Andre Motley, Marshall	11	48	755	15.7	68.6	4.4	3
1991	Brian Dowler, Marshall	11	48	946	19.7	86.0	4.4	10
1992	Troy Brown, Marshall (5)	11	67	1,109	16.6	100.8	6.1	11
1993	Jeff Johnson, ETSU (9)	11	69	915	13.3	83.2	6.3	11
1994	Jeff Johnson, ETSU (1)	9	73	857	11.7	95.2	8.1	8
1995	David Patten, Western Carolina (7)	10	59	887	15.0	88.7	5.9	7
1996	Randy Moss, Marshall (T27)	11	55	1,073	19.5	97.5	5.0	12
1997	B.J. Adigun, ETSU (2)	11	68	1,389	20.4	126.3	6.2	19
1998	Lamar Cooper, ETSU (8)	9	44	950	21.6	105.6	4.9	8
1999	Cos DeMatteo, Chattanooga (10)	11	76	977	12.9	71.6	6.9	11
2000	Cos DeMatteo, Chattanooga (13)	10	75	971	12.9	97.1	7.5	11
2001	Cecil Moore, ETSU (31)	11	57	908	15.9	82.5	5.2	5

2002	Scooter Johnson, The Citadel (34)	12	69	950	13.8	79.2	5.8	7
2003	Alonzo Nix, Chattanooga (23)	12	90	1,060	11.8	88.3	7.5	7
2004	DaVon Fox, Appalachian State (1)	11	103	1,618	15.7	147.1	9.4	14
2005	Michael Mayers, Elon (74)	11	41	632	15.4	57.5	3.7	4
2006	Terrell Hudgins, Elon (2)	10	69	1,027	14.9	102.7	6.9	8
2007	Terrell Hudgins, Elon (1)	11	117	1,474	12.6	134.0	10.6	18
2008	Andre Roberts, The Citadel (4)	12	95	1,334	14.0	111.2	7.9	14
2009	Terrell Hudgins, Elon (1)	12	123	1,633	13.3	136.1	10.3	16
2010	Joel Bradford, Chattanooga (2)	11	81	1,284	15.9	116.7	7.8	8
2011	Aaron Mellette, Elon (1)	11	113	1,639	14.5	149.0	10.3	12
2012	Aaron Mellette, Elon (3)	11	97	1,398	14.4	127.1	8.8	18
2013	Tony Washington, Appalachian St.	12	64	939	14.7	78.2	5.3	4
2014	Karel Hamilton, Samford (29)	11	55	877	15.9	79.7	5.0	6
2015	Karel Hamilton, Samford (22)	10	75	880	11.7	88.0	7.5	4
2016	Karel Hamilton, Samford (2)	11	111	1,389	12.5	126.3	10.1	14
2017	Kelvin McKnight, Samford (8)	11	86	1,179	13.7	107.2	7.8	12
2018	Kelvin McKnight, Samford (3)	11	100	1,453	14.5	132.1	9.1	9
2019	Jakob Herres, VMI (20)	12	72	1,091	15.2	90.9	6.0	8

SCORING

Year	Player, School	G	TD	XP	FG	PTS	PPG
1953	Johnny Mapp, VMI	10	13	0	0	78	7.8
1954	John Popson, Furman	10	9	0	0	54	5.4
1955	Bob Moss, West Virginia	10	10	0	0	60	6.0
1956	Bobby Jordan, VMI	10	8	7	0	55	5.5
1957	Bobby Jordan, VMI	10	9	1*	0	56	5.6
1958	Mel Reight, West Virginia	10	8	10	0	58	5.8
1959	Alger Pugh, Virginia Tech	10	11	0	0	66	6.6
1960	Howard Dyer, VMI	10	12	0	0	72	7.2
1961	Earl Stoudt, Richmond	10	9	10	1	67	6.7
1962	Bill Davis, VMI	10	6	2*	0	40	4.0
1963	Sonny Utz, Virginia Tech	10	10	0	0	60	6.0
1964	Sonny Utz, Virginia Tech	10	11	0	0	66	6.6
1965	Dave Alexander, East Carolina	9	16	0	0	96	10.7
1966	Ned Carr, William & Mary	10	10	1*	0	62	6.2
1967	Butch Colson, East Carolina	10	15	1*	0	92	9.2
1968	Mike Kelly, Davidson	9	11	0	0	66	7.3
1969	George Hannen, Davidson	10	11	2*	0	70	7.0
1970	Steve Crisp, Furman	11	10	1*	0	62	5.6
1971	Brian Baima, The Citadel	11	13	0	0	78	7.1
1972	Carlester Crumpler, East Carolina	11	17	0	0	102	9.3
1973	Barty Smith, Richmond	10	14	0	0	84	8.4
1974	John Gerdelman, William & Mary	11	10	0	0	60	5.5
1975	Gary Davis, Appalachian State	11	0	36	15	81	7.4
1976	Pete Conaty, East Carolina	11	2	32	14	86	7.8
1977	Darrell Lipford, Western Carolina	11	18	0	0	108	9.8
1978	Steve McConnell, Appalachian State	11	14	2*	0	88	8.0
1979	John McFall, ETSU	11	14	0	0	84	7.6
1980	Stump Mitchell, The Citadel	11	14	1*	0	86	7.8
1981	Floyd Allen, VMI	10	13	0	0	78	7.8
1982	Anthony James, Western Carolina (4)	10	15	0	0	90	9.0
1983	Stanford Jennings, Furman (8)	11	15	0	0	90	8.2
1984	Eddie Maddox, Western Carolina (T9)	10	13	0	0	78	7.8
1985	Chas Fox, Furman	9	13	4	0	82	9.1
1986	John Settle, Appalachian State (4)	11	20	0	0	120	10.9
1987	Kirk Roach, Western Carolina (T21)	11	0	22	19	79	7.2
1988	Gene Brown, The Citadel (9)	10	15	0	0	90	9.0
1989	George Searcy, ETSU (2)	10	18	0	0	108	10.8
1990	Carl Tremble, Furman (12)	11	15	0	0	90	8.2
1991	Andrew Burr, Furman (12)	11	0	45	14	87	7.9
1992	Troy Brown, Marshall (T20)	11	13	1*	0	80	7.3
	David Merrick, Marshall	11	0	53	9	80	7.3
1993	Chris Parker, Marshall (T9)	15	24	0	0	144	9.6
1994	Chris Parker, Marshall (1)	14	24	1*	0	146	10.4
1995	Thomas Haskins, VMI (8)	11	17	1*	0	106	9.6
1996	Randy Moss, Marshall (6)	14	28	0	0	174	11.6
1997	Greg Hill, Georgia Southern (T26)	13	18	0	0	108	8.3
1998	Adrian Peterson, Georgia Southern (2)	15	35	0	0	210	14.0
1999	Adrian Peterson, Georgia Southern (1)	15	41	1*	0	248	16.5
2000	Matt Vick, Chattanooga (16)	11	0	31	22	97	8.8
2001	Louis Ivory, Furman (7)	11	19	0	0	114	10.4
2002	Chaz Williams, Georgia Southern (3)	14	27	0	0	162	11.6
2003	Danny Marshall, Furman (40)	11	0	31	16	79	7.2
2004	Chaz Williams, Georgia Southern (1)	12	25	1*	0	152	12.7
2005	Jayson Foster, Georgia Southern (3)	12	21	0			



ANNUAL INDIVIDUAL LEADERS

Andre Stoddard, Wofford (33)	13	15	0	0	90	6.9
2018 Mitchell Fineran, Samford (19)	11	0	50	13	89	8.1
2019 Alex Ramsey, VMI	12	22	2*	0	134	11.2

*2-point conversions

ALL-PURPOSE YARDAGE

Year	Player, School	G	Rush-Rec.	PR-KR	Yards	YPG
1970	Phil Mosser, William & Mary	11	1,286-139	0-447	1,872	170.2
1971	Phil Mosser, William & Mary	10	885-212	0-617	1,714	171.4
1972	Carlester Crumpler, East Carolina	11	1,309-4	0-185	1,498	136.2
1973	Ronnie Moore, VMI	11	78-676	164-378	1,296	117.8
1974	Andrew Johnson, The Citadel	11	1,373-440	0-0	1,813	164.8
1975	Emmitt Hamilton, Appalachian State	11	844-291	0-49	1,184	107.6
1976	Jim Kruis, William & Mary	11	1,164-27	0-17	1,208	109.8
1977	Ray Crisp, Marshall	11	6-594	173-772	1,545	140.5
1978	Gerald Harp, Western Carolina	11	46-1,145	5-361	1,557	141.5
1979	Floyd Allen, VMI	11	1,249-169	3-30	1,451	131.9
1980	Stump Mitchell, The Citadel	11	1,647-57	0-0	1,704	154.9
1981	Stanford Jennings, Furman	11	1,168-183	0-0	1,351	122.8
1982	Jerry Butler, ETSU	11	644-72	79-544	1,339	121.7
1983	Stanford Jennings, Furman (15)	11	1,260-306	0-0	1,566	142.4
1984	Eric Rasheed, Western Carolina (7)	11	19-1,091	0-437	1,547	140.6
1985	John Settle, Appalachian State (18)	11	1,340-77	0-0	1,417	128.8
1986	John Settle, Appalachian State (6)	11	1,661-117	0-78	1,856	168.7
1987	Ron Darby, Marshall (10)	11	1,020-159	0-437	1,616	146.9
1988	Otis Washington, Western Carolina (1)	11	66-907	0-1113	2,086	189.6
1989	George Searcy, ETSU (5)	10	1,324-343	0-0	1,667	166.7
1990	Derrick Hollins, ETSU	11	935-276	0-90	1,301	118.3
1991	Chip Hooks, Appalachian State	10	1,062-270	0-0	1,332	133.2
1992	Troy Brown, Marshall (3)	11	155-1,109	101-482	1,847	167.9
1993	Chris Parker, Marshall (7)	11	1,370-292	0-133	1,795	163.2
1994	Thomas Haskins, VMI (6)	11	1,509-50	0-464	2,023	183.9
1995	Thomas Haskins, VMI (6)	11	1,548-33	0-553	2,134	194.0
1996	Thomas Haskins, VMI (7)	11	1,698-66	216-112	2,092	190.2
1997	Anthony Stringfield, ETSU (22)	11	7-638	332-584	1,547	140.6
1998	Adrian Peterson, Georgia Southern (7)	11	1,932-33	0-0	1,965	178.6
1999	Adrian Peterson, Georgia Southern (5)	11	1,807-163	0-0	1,970	179.1
2000	Louis Ivory, Furman (3)	11	2,079-14	0-0	2,093	190.3
2001	Louis Ivory, Furman (24)	11	1,492-80	0-0	1,572	142.9
2002	Jeremy Grier, Chattanooga (37)	10	5-521	0-682	1,208	120.8
2003	Jermaine Austin, Ga. Southern (31)	11	1,461-8	0-0	1,469	133.5
2004	DaVon Fowlkes, Appalachian State (1)	11	82-1,618	194-419	2,313	210.3
2005	Kevin Richardson, Appalachian St. (18)	15	266-1,433	52-588	2,021	135.9
2006	Tory Cooper, The Citadel (21)	11	807-247	89-305	1,448	131.6
2007	Mike Malone, Western Carolina (4)	11	563-197	0-1,383	2,143	194.8
2008	Andre Roberts, The Citadel (14)	12	94-1,334	461-19	1,908	159.0
2009	Terrell Hudgins, Elon (17)	12	0-1,633	0-0	1,633	136.1
2010	Brian Sutherland, Chattanooga (11)	11	180-729	0-941	1,823	165.7
2011	Fabian Truss, Samford (4)	10	847-137	0-790	1,774	177.4
2012	Fabian Truss, Samford (3)	11	1,063-291	0-624	1,978	179.8
2013	Fabian Truss, Samford (3)	12	877-295	295-738	2,205	183.8
2014	Chandler Curtis, Mercer (43)	12	92-564	271-506	1,433	119.4
2015	Detrez Newsome, Western Carolina (6)	11	1,109-281	0-389	1,779	161.7
2016	Detrez Newsome, Western Carolina (1)	11	1,031-342	0-970	2,343	213.0
2017	Detrez Newsome, Western Carolina (1)	9	1,100-205	0-231	1,536	170.7
2018	Kelvin McKnight, Samford (8)	11	0-1,453	188-0	1,641	149.2
2019	Quay Holmes, ETSU (6)	12	1,143-134	0-628	1,905	158.8

KICKOFF RETURNS

Year	Player, School	No	Yards	Avg.
1958	Pete Johnson, VMI	8	251	31.4
1959	Alger Pugh, Virginia Tech	12	305	25.4
1960	Roger Hale, William & Mary	14	321	22.9
1961	Dick Drummond, George Washington	8	330	41.3
1962	Eddie Taylor, The Citadel	18	377	20.9
1963	Dick Drummond, George Washington	16	403	25.2
1964	Chuck Albertson, William & Mary	15	329	21.9
1965	Garrett Ford, West Virginia	13	353	27.2
1966	Jim McMillan, The Citadel	21	435	20.7
1967	Jim Burg, VMI	20	424	21.2
1968	Steve Brackett, The Citadel	20	397	19.9
1969	Bob Duncan, The Citadel	14	288	20.6
1970	Steve Crislip, Furman	15	438	29.2
1971	Phil Mosser, William & Mary	26	617	23.7
1972	Doug Gerhart, William & Mary	12	355	29.5
1973	Dick Pawlewicz, William & Mary	24	584	24.3
1974	Dick Pawlewicz, William & Mary	15	426	28.4
1975	Ronnie Moore, VMI	8	230	28.8
1976	Jimmy Kiser, Furman	14	333	23.8
1977	Tony Ball, Chattanooga	13	473	36.4
1978	Charles Fowlr, Appalachian State	21	555	26.4
1979	Danny Miller, The Citadel	15	383	25.5
1980	Ronnie Horton, ETSU	30	734	24.5
1981	Mark Bridgman, Furman	15	368	24.5
1982	Jerry Butler, ETSU (5)	21	544	25.9
1983	Danny Abercrombie, Marshall (4)	20	535	26.7
1984	Danny Abercrombie, Marshall	10	272	27.2

1985	Mark Rudder, Furman (13)	22	499	22.7
1986	Ron Darby, Marshall	14	327	23.4
1987	Keith Isom, Appalachian State	19	489	25.7
1988	Albert Burt, ETSU (8)	22	568	25.8
1989	Shoun Habersham, Chattanooga (10)	22	554	25.2
1990	Daryl Rogers, Furman	11	260	23.6
1991	Jerry Ellison, Chattanooga (5)	13	368	28.3
	Troy Brown, Marshall	12	468	39.0
1992	Kerry Hayes, Western Carolina (7)	20	545	27.3
1993	Kerry Hayes, Western Carolina (2)	16	584	36.5
1994	Thomas Haskins, VMI (5)	15	464	30.9
1995	Josh Cole, Furman (1)	17	546	32.1
1996	Randy Moss, Marshall (1)	14	484	34.6
1997	Stepfon Hawkins, Chattanooga (3)	15	407	27.1
1998	Tyron Berrian, Furman (12)	17	461	27.1
1999	Des Kitchings, Furman	12	441	36.8
2000	Richard Holland, VMI (1)	19	628	33.1
2001	Brian Bratton, Furman (1)	14	521	37.2
2002	Bud Pough, Citadel (10)	18	487	27.1
2003	Lewis Barr, Georgia Southern (3)	20	598	29.9
2004	DaVon Fowlkes, Appalachian State (36)	18	419	23.3
2005	Mike Malone, Western Carolina (2)	17	532	31.3
2006	Michael Mayers, Elon (10)	16	408	25.5
2007	Michael Mayers, Elon (7)	30	863	28.8
2008	Bo Williamson, Elon (21)	15	380	25.3
2009	Stephon Shelton, Wofford (13)	22	568	25.8
2010	Laron Scott, Georgia Southern (20)	44	1,161	26.4
2011	Laron Scott, Georgia Southern (3)	34	1,040	30.6
2012	Jerodis Williams, Furman (1)	16	574	35.9
2013	Fabian Truss, Samford (2)	23	738	32.1
2014	Chandler Curtis, Mercer (4)	17	506	29.8
2015	K'rondis Larry, Samford (31)	23	565	24.6
2016	Detrez Newsome, Western Carolina (28)	40	970	24.2
2017	Thomas Gordon, Furman (12)	14	353	25.2
2018	Dejuan Bell, Furman (22)	10	489	25.7
2019	Korey Briday, VMI (5)	32	887	27.7

PUNT RETURNS

Year	Player, School	No.	Yards	Avg.
1964	Billy Cline, East Carolina	19	175	9.2
1965	Eddie Willis, VMI	24	349	14.5
1966	John Mallory, West Virginia	17	254	14.9
1967	John Mallory, West Virginia	36	453	12.6
1968	Kerr Kump, VMI	32	327	10.2
1969	George Hannen, Davidson	21	471	22.4
1970	Jeff Varnadoe, The Citadel	31	406	13.1
1971	Jeff Varnadoe, The Citadel	33	455	13.8
1972	Dave Ingold, Davidson	8	154	19.3
1973	Vince Perone, Furman	20	240	12.0
1974	Devon Ford, Appalachian State	35	568	16.2
1975	Devon Ford, Appalachian State	21	260	12.4
1976	Gerald Hall, East Carolina	26	302	11.6
1977	Kenny Mitchell, Chattanooga	20	280	14.0
1978	Kenny Mitchell, Chattanooga	24	242	10.1
1979	Gary Parris, Chattanooga	13	91	7.0
1980	Gary Woodburn, Chattanooga	13	153	11.8
1981	Jerry Butler, ETSU	15	169	11.3
1982	David McCrary, Chattanooga (5)	24	285	11.9
1983	David McCrary, Chattanooga (11)	35	385	11.0
1984	Chas Fox, Furman (15)	25	277	11.1
1985	David McCrary, Chattanooga (6)	28	339	12.1
1986	Jerome Norris, Furman	18	152	8.4
1987	Rodney Landreth, ETSU	23	179	7.8
1988	Mark Stock, VMI	30	260	8.7
1989	Anthony Smith, Appalachian State	20	239	12.0
1990	Ricardo Clark, Marshall	41	366	8.9
1991	Troy Brown, Marshall (2)	24	354	14.8
1992	Kerry Hayes, Western Carolina (5)	16	231	14.4
1993	Dexter Dawson, Georgia Southern (13)	32	366	11.4
1994	Timmy Williams, VMI (16)	17	203	11.9
1995	Dexter Dawson, Georgia Southern (3)	19	284	15.0
1996	Stepfon Hawkins, Chattanooga	14	268	19.1
1997	Tony Young, Wofford (9)	12	168	14.0
1998	Corey Joyner, Georgia Southern	17	253	14.9
1999	Keyandre Fenn, ETSU (10)	14	196	14.0
2000	Teray Frost, VMI	17	225	13.2
2001	Cecil Moore, ETSU	13	169	13.0
2002	Bear Rinehart, Furman (5)	17	253	14.9
2003	DaVon Fowlkes, Appalachian State (31)	26	279	10.7
2004	Teddy Craft, Georgia Southern (20)	17	193	11.4
2005	Dwayne Ijames, Elon (39)	21	185	8.8
2006	Dexter Jackson, Appalachian State (14)	30	369	12.3
2007	Jordan Hazard, Chattanooga (12)	18	231	12.8
2008	Andre Roberts, The Citadel (1)	24	461	19.2
2009	Andre Roberts, The Citadel (6)	14	217	15.5
2010	Greg Adams, The Citadel (45)	22	158	7.2
2011	Riley Hawkins, Samford	12	133	11.1

ANNUAL INDIVIDUAL LEADERS



2012 Riley Hawkins, Samford (14)	26	276	10.6
2013 Fabian Truss, Samford (4)	20	295	14.8
2014 Tommy Hudson, Chattanooga (28)	16	145	9.1
2015 Dane Forlines, VMI (5)	15	194	7.4
2016 Deandre Schoultz, The Citadel (10)	29	345	11.9
2017 Brandon Dowdell, Chattanooga (6)	13	164	12.6
2018 Daquan Patten, Western Carolina (25)	11	124	8.9
2019 Montrell Washington, Samford (1)	15	328	21.9

INTERCEPTIONS

Year	Player, School	No.	Yards
1959 Alger Pugh, Virginia Tech	5	103	
Ed Hino, George Washington	5	14	
1960 Duncan Morton, Davidson	4	18	
Johnny Watkins, Virginia Tech	4	210	
1961 Tony Carmignani, Furman	6	123	
1962 Joe Cannarella, The Citadel	6	49	
1963 Dick Kern, William & Mary	8	116	
1964 Lavern Barrs, Furman	6	22	
1965 Bobby Ellis, East Carolina	5	67	
Todd Hicks, East Carolina	5	55	
1966 Bobby Ellis, East Carolina	7	41	
1967 Kerr Kump, VMI	7	160	
1968 Steve Garrett, East Carolina	6	54	
Whit Morrow, Davidson	6	75	
1969 Jimmy King, The Citadel	6	79	
1970 Jeff Varnadoe, The Citadel	9	251	
1971 Mike Fabian, Furman	5	62	
Jack Patterson, East Carolina	5	40	
Paul Scolaro, William & Mary	5	9	
1972 Vince Perone, Furman	10	70	
1973 Jim Bolding, East Carolina	7	84	
1974 Curtis Boyd, Furman	6	105	
1975 Jim Bolding, East Carolina	10	51	
1976 Gerald Hall, East Carolina	6	153	
1977 Kevin White, The Citadel	7	102	
1978 Russ Huesman, Chattanooga	4	72	
1979 Al McCloud, Chattanooga	7	68	
1980 Chris Carter, The Citadel	6	68	
Richard Ward, Chattanooga	6	55	
1981 Paul Humphries, Chattanooga	6	54	
1982 Frank Ladson, VMI	7	29	
Steve Umberger, VMI	7	67	
1983 Tiger Greene, Western Carolina	6	26	
1984 Tiger Greene, Western Carolina	6	51	
1985 Phillip Aldridge, Chattanooga (T6)	8	142	
1986 Reggie Giles, Marshall (T5)	8	160	
1987 J.D. Cauthen, The Citadel (T5)	8	79	
Reggie Solomon, Chattanooga	8	44	
1988 Rick Harris, ETSU (T15)	6	139	
Mike Lowman, Chattanooga	6	28	
1989 Ricky Gardin, Western Carolina	4	69	
Shannon Walker, The Citadel	4	39	
Tony Skole, The Citadel	4	4	
1990 Joe Chirico, Marshall	5	37	
Boo Lassister, VMI	5	28	
1991 Mark Mayo, Appalachian State	5	33	
Dewayne Arkadie, VMI	5	39	
Shannon Walker, The Citadel	5	33	
1992 Torrence Forney, The Citadel (4)	7	71	
1993 Donnie Abraham, ETSU (T8)	7	20	
1994 Matt Stevens, Appalachian State (T1)	7	67	
1995 Donnie Abraham, ETSU (T30)	5	189	
Brancis Williams, Georgia Southern	5	62	
1996 Ron Fague, Chattanooga (T19)	6	61	
1997 John Keith, Furman (46)	4	103	
Tony Young, Wofford	4	92	
1998 Arkee Thompson, Georgia Southern (T11)	6	47	
Marcus Johnson, The Citadel	6	33	
1999 Arkee Thompson, Georgia Southern (T24)	5	74	
Corey Hall, Appalachian State	5	76	
Remi Awolowo, Appalachian State	5	86	
2000 Justin Fryer, Western Carolina	7	78	
2001 Tony Tiller, ETSU (5)	7	102	
2002 Cam Newton, Furman (15)	6	101	
Musa Sarki, VMI (20)	6	134	
Montreal Harkley, ETSU (20)	6	107	
Rodney Johnson, Furman (20)	6	74	
2003 Corey Lynch, Appalachian State (4)	6	61	
Montreal Harkley, ETSU	6	75	
Matt Nelson, Wofford	6	61	
2004 A.J. Bryant, Georgia Southern (19)	6	165	
2005 Brian Ford, Wofford (5)	6	5	
2006 Brandon Jackson, Georgia Southern (T10)	5	17	
2007 Corey Lynch, Appalachian State (24)	6	114	
2008 Mark LeGree, Appalachian State (1)	10	32	
2009 Mark LeGree, Appalachian State (T13)	7	81	

2010 Torez Jones, Western Carolina (2)	12	54	
2011 Demetrius McCray, Appalachian State (18)	5	8	
2012 Jaquiski Tardt, Samford (24)	4	132	
2013 Chris Armfield, Wofford (68)	3	34	
2014 Trey Morgan, Western Carolina (5)	6	0	
2015 Trey Robinson, Furman (22)	4	1	
2016 Dee Delaney, The Citadel (10)	6	103	
2017 Marvin Tillman, Western Carolina (8)	5	80	
2018 Tyree Robinson, ETSU (7)	6	95	
2019 Artevius Smith, ETSU (10)	5	63	

PUNTING

Year	Player, School	No.	Yards	Avg.
1953 Jimmy Thacker, Davidson	20	858	42.9	
1954 Bobby Jordan, VMI	21	812	38.7	
1955 Bob Wolfensen, Virginia Tech	29	1,157	39.9	
1956 Bob Snider, West Virginia	15	585	39.0	
1957 Bobby Jordan, VMI	39	1,642	42.1	
1958 Sam Horner, VMI	28	1,193	42.6	
1959 Paul Maguire, The Citadel	32	1,370	42.8	
1960 Butch Porter, William & Mary	22	887	40.3	
1961 Clyde Marsh, The Citadel	46	1,863	40.5	
1962 Jake Adams, Virginia Tech	25	970	38.8	
1963 Kroghie Andersen, The Citadel	38	1,581	41.6	
1964 Carl Rhodes, VMI	43	1,651	38.4	
1965 Mike Bragg, Richmond	67	2,794	41.7	
1966 Mike Bragg, Richmond	58	2,482	42.8	
1967 Mike Bragg, Richmond	78	3,229	41.4	
1968 Jimmy Jordan, Furman	84	3,368	40.1	
1969 Carrington Herbert, William & Mary	68	2,454	36.1	
1970 David Cripe, William & Mary	62	2,449	39.5	
1971 Russell Brown, William & Mary	51	2,183	42.8	
1972 Jay Jones, Richmond	66	2,666	40.4	
1973 Joe Parker, Appalachian State	59	2,503	42.4	
1974 Joe Parker, Appalachian State	63	2,788	44.3	
1975 Joe Parker, Appalachian State	43	1,830	42.6	
1976 Joe Parker, Appalachian State	50	2,211	44.2	
1977 Greg Cater, Chattanooga	58	2,426	41.8	
1978 Greg Cater, Chattanooga	68	2,860	42.1	
1979 Greg Cater, Chattanooga	62	2,638	42.5	
1980 John Johnson, Furman	58	2,345	40.4	
1981 John Johnson, Furman	34	1,413	41.6	
1982 John Howell, Chattanooga (3)	61	2,616	42.9	
1983 Pat Velarde, Marshall (1)	64	2,853	44.6	
1984 Steve Kornegay, Western Carolina (1)	49	2,127	43.4	
1985 George Cimadevilla, ETSU (2)	66	2,948	44.7	
1986 Greg Davis, The Citadel (1)	61	2,723	44.6	
1987 Anthony Bare, Western Carolina	55	2,183	39.7	
1988 Billy Smith, Chattanooga (6)	79	3,273	41.4	
1989 Pumpu Tudors, Chattanooga (1)	65	2,817	43.3	
1990 Pumpu Tudors, Chattanooga (3)	63	2,810	44.6	
1991 Harold Alexander, Appalachian State (1)	64	3,009	47.0	
1992 Harold Alexander, Appalachian State (1)	55	2,245	40.8	
1993 Ronnie McCutchan, Furman (2)	47	2,057	43.8	
1994 Josh Siefkin, Chattanooga (12)	42	1,735	41.3	
1995 Josh Siefken, Chattanooga (3)	60	2,484	41.4	
1996 Chris Hanson, Marshall	38	1,739	45.8	
1997 Ken Hinsley, Western Carolina (4)	46	2,032	44.2	
1998 Ken Hinsley, Western Carolina (3)	57	2,536	44.5	
1999 Brian Reilly, Appalachian State (5)	41	1,739	42.4	
2000 Nate McKinney, Appalachian State (4)	48	2,042	42.5	
2001 Jimmy Miner, Wofford (8)	48	2,016	42.0	
2002 Brent Barth, VMI (3)	64	3,032	47.4	
2003 Nate McKinney, Appalachian State (3)	74	3,294	44.5	
2004 Tim Mayse, Western Carolina (26)	51	2,032	39.8	
2005 Tim Mayse, Western Carolina (11)	49	2,048	41.8	
2006 Brandon Lane, Elon (11)	35	1,485	42.4	
2007 Brandon Lane, Elon (8)	48	2,060	42.9	
2008 Brandon Lane, Elon (-)	40	1,659	41.5	
2009 Bob Hooper, Samford (13)	73	3,026	41.5	
2010 Charlie Edwards, Georgia Southern (17)	56	2,298	41.0	
2011 Cass Couey, The Citadel (5)	40	1,719	43.0	
2012 Sam Martin, Appalachian State (3)	60	2,755	45.9	
2013 Bentlee Critcher, Appalachian State	52	2,340	45.9	
2014 Greg Peranich, Samford (13)	52	2,229	42.9	
2015 Matt Shiel, Mercer (7)	44	1,941	44.1	
2016 Ian Berryman, Western Carolina (4)	52	2,335	44.9	
2017 Austin Barnard, Samford (2)	54	2,441	45.2	
2018 Matt Campbell, The Citadel (5)	51	2,264	44.4	
2019 Matt Campbell, The Citadel (8)	35	1,542	44.1	

Note: National ranking in parenthesis



ANNUAL TEAM LEADERS

#SoConFB

TOTAL OFFENSE

Year	Team	G	Plays	Yards	APP	YPG	TD
1953	West Virginia	9	593	3,398	5.7	339.8	43
1954	West Virginia	9	590	3,014	5.1	334.9	31
1955	West Virginia	10	642	3,845	6.0	384.5	43
1956	Virginia Tech	10	720	3,559	4.9	355.9	40
1957	West Virginia	10	674	3,047	4.5	304.7	27
1958	West Virginia	10	720	3,319	4.6	331.9	38
1959	VMI	10	622	3,206	5.2	320.6	36
1960	Furman	10	638	2,929	4.6	292.9	28
1961	Furman	10	493	2,972	6.0	297.2	19
1962	West Virginia	10	626	3,262	5.2	326.2	30
1963	William & Mary	10	627	2,921	4.7	292.1	22
1964	Virginia Tech	10	600	2,958	4.9	295.8	31
1965	East Carolina	9	663	3,305	5.0	367.2	38
1966	Davidson	9	649	3,017	4.7	335.2	29
1967	Davidson	9	714	3,199	4.5	355.4	27
1968	Richmond	10	763	3,473	4.6	347.3	31
1969	The Citadel	10	781	3,772	4.8	377.2	35
1970	Davidson	10	678	3,589	5.3	358.9	28
1971	The Citadel	11	777	5,030	6.5	457.3	46
1972	William & Mary	11	841	4,357	5.2	396.1	33
1973	East Carolina	11	811	4,245	5.2	385.9	44
1974	William & Mary	11	766	3,905	5.1	355.0	28
1975	Appalachian State	11	861	4,625	5.4	420.5	42
1976	Furman	11	795	4,114	5.2	374.0	26
1977	Western Carolina	11	823	4,471	5.4	406.5	39
1978	Furman	11	817	4,648	5.7	422.5	43
1979	Chattanooga	11	765	4,539	5.9	412.6	47
1980	Chattanooga	11	741	4,554	6.1	414.0	40
1981	Appalachian State	11	832	4,645	5.6	422.3	29
1982	Furman (9)	11	830	4,285	5.2	389.5	38
1983	Furman (3)	11	852	5,084	6.0	462.2	52
1984	Furman (4)	11	768	4,974	6.5	452.2	50
1985	Furman (5)	11	787	5,128	6.5	466.2	51
1986	Furman	11	800	4,007	5.0	364.3	39
1987	Marshall (3)	11	862	4,987	5.8	453.4	43
1988	Marshall (11)	11	845	4,481	5.3	407.4	43
1989	Furman	11	719	4,338	6.0	394.4	45
1990	Furman (15)	11	770	4,590	6.0	417.3	40
1991	Marshall (10)	11	709	4,705	6.6	427.7	55
1992	Marshall (2)	11	796	5,397	6.8	490.6	63
1993	Western Carolina (19)	11	697	4,521	6.5	411.0	29
1994	Marshall (14)	11	764	4,855	6.4	441.4	63
1995	Marshall (1)	11	812	4,642	5.7	422.0	46
1996	Marshall (3)	11	743	5,105	6.9	464.1	62
1997	ETSU (13)	11	764	4,755	6.2	432.3	45
1998	ETSU	11	764	4,755	6.5	432.3	45
1999	Georgia Southern (1)	11	795	6,069	7.6	551.7	71
2000	Chattanooga (8)	11	802	4,989	6.2	453.6	31
2001	Georgia Southern (25)	11	717	4,505	6.3	409.5	48
2002	Georgia Southern (3)	14	981	6,575	6.7	469.6	63
2003	Georgia Southern (19)	11	779	4,561	5.9	414.6	37
2004	Georgia Southern (3)	12	896	5,860	6.5	488.3	77
2005	Furman (7)	14	1,061	6,580	6.2	470.0	64
2006	Appalachian State (3)	15	1,006	6,265	6.2	417.7	66
2007	Appalachian State (1)	15	1,088	7,325	6.7	488.3	85
2008	Wofford (2)	12	814	5,606	6.9	467.2	58
2009	Appalachian State (3)	14	1,017	6,511	6.4	465.1	57
2010	Elon (8)	11	777	4,787	6.2	435.2	46
2011	Wofford (7)	12	836	5,336	6.4	444.7	51
2012	Georgia Southern (8)	13	944	6,536	6.9	466.9	66
2013	Georgia Southern	11	748	4,966	6.8	451.5	50
2014	The Citadel (30)	12	907	5,124	5.6	427.0	42
2015	Samford (7)	11	853	5,277	6.2	479.7	42
2016	Samford (14)	12	868	5,354	6.2	446.2	51
2017	Western Carolina (15)	12	868	5,287	6.1	440.6	47
2018	Samford (4)	11	887	5,675	6.4	515.9	54
2019	Wofford (36)	12	761	4,959	6.5	413.2	50

TOTAL DEFENSE

Year	Team	G	Plays	Yards	APP	YPG	TD
1953	West Virginia	9	510	1,835	3.6	183.5	9
1954	Richmond	9	505	1,570	3.1	174.4	9
1955	Davidson	9	496	1,702	3.4	189.1	13
1956	Davidson	9	514	1,885	3.7	209.4	19
1957	Virginia Tech	10	614	2,108	3.4	210.8	22
1958	VMI	10	630	2,216	3.5	221.6	15
1959	Furman	10	582	2,548	4.4	254.8	31
1960	Davidson	8	381	1,779	4.6	222.4	16
1961	Virginia Tech	9	555	2,033	3.7	225.9	15
1962	Virginia Tech	10	612	2,282	3.7	228.2	19
1963	VMI	10	609	2,261	3.7	226.1	19
1964	The Citadel	10	589	2,251	3.8	225.1	17
1965	East Carolina	9	531	1,957	3.7	217.4	12
1966	East Carolina	10	655	2,729	4.2	272.9	7
1967	West Virginia	10	654	2,036	3.1	203.6	13

1968	Richmond	10	739	2,748	3.7	274.8	14
1969	Richmond	10	731	2,549	3.5	254.9	22
1970	East Carolina	11	754	3,425	4.5	311.4	29
1971	Richmond	10	654	2,798	4.3	279.8	22
1972	East Carolina	11	692	2,707	3.9	246.1	24
1973	East Carolina	11	703	2,917	4.1	265.2	21
1974	Furman	11	660	2,804	4.2	254.9	19
1975	Furman	11	696	2,031	2.9	184.6	19
1976	East Carolina	11	712	2,355	3.3	214.1	12
1977	VMI	11	718	2,982	4.2	271.1	22
1978	Chattanooga	11	744	2,989	4.0	271.7	26
1979	ETSU	11	720	3,195	4.4	290.5	19
1980	Chattanooga	11	748	3,214	4.3	292.2	22
1981	The Citadel	11	768	2,862	3.7	260.2	18
1982	Chattanooga (4)	11	677	2,201	3.3	200.1	18
1983	Chattanooga (10)	11	715	2,732	3.8	248.4	21
1984	ETSU (15)	11	701	3,065	4.4	278.6	21
1985	Chattanooga (2)	11	769	2,930	3.8	266.4	17
1986	Furman (3)	11	667	2,563	3.8	233.0	17
1987	Chattanooga (12)	11	719	3,075	4.3	279.5	22
1988	Furman (4)	11	696	2,620	3.8	238.2	11
1989	Furman (2)	11	739	2,801	3.8	254.6	13
1990	Marshall (T3)	11	725	2,862	4.0	260.2	37
1991	Furman	11	950	3,623	5.2	312.6	27
1992	Furman (11)	11	712	3,419	4.8	310.8	27
1993	Marshall (17)	11	731	3,278	4.5	298.0	14
1994	Marshall (10)	11	729	3,066	4.2	278.7	21
1995	Marshall (2)	11	673	2,645	3.9	240.5	22
1996	Marshall (41)	11	738	3,519	4.8	319.9	17
1997	ETSU (26)	11	722	3,169	4.4	288.1	31
1998	Western Carolina (10)	11	674	3,086	4.6	280.5	22
1999	Georgia Southern (18)	11	728	3,208	4.4	291.6	20
2000	Appalachian State (38)	11	708	3,319	4.7	301.7	25
2001	Georgia Southern (6)	11	722	2,875	4.0	261.4	16
2002	Wofford (11)	12	752	3,245	4.3	270.4	22
2003	Furman (4)	11	716	2,998	4.2	272.5	17
2004	Georgia Southern (4)	12	741	3,321	4.5	276.8	28
2005	Western Carolina (18)	9	623	2,795	4.5	310.6	22
2006	Appalachian State (17)	15	633	2,812	4.4	255.6	15
2007	The Citadel (47)	11	744	3,921	5.3	356.4	41
2008	Samford (28)	11	717	3,501	4.9	318.3	23
2009	Elon (4)	12	731	2,980	4.1	248.3	17
2010	Wofford (7)	13	834	3,717	4.5	285.9	24
2011	Chattanooga (13)	11	721	3,358	4.7	305.3	23
2012	Wofford (9)	13	867	3,977	4.6	305.9	26
2013	Chattanooga (17)	12	748	3,947	5.3	328.9	28
2014	Chattanooga (4)	14	845	3,889	4.6	277.8	36
2015	Chattanooga (37)	13	815	4,575	5.6	351.9	38
2016	Wofford (5)	14	874	4,021	4.6	287.2	31
2017	Chattanooga (25)	11	698	3,590	5.1	326.4	32
2018	Wofford (12)	13	806	3,957	4.9	304.4	30
2019	Wofford (20)	12	725	4,024	5.6	335.3	36

RUSHING OFFENSE

Year	Team	G	Carries	Yards	APC	YPG	TD
1953	West Virginia	9	477	2,536	5.3	281.8	28
1954	West Virginia	9	480	2,361	4.9	262.3	26
1955	West Virginia	10	489	2,639	5.4	263.9	33
1956	Virginia Tech	10	621	2,835	4.6	283.5	32
1957	West Virginia	10	544	2,339	4.3	233.9	23
1958	VMI	10	426	1,880	4.4	188.0	24
1959	Virginia Tech	10	460	1,759	3.8	175.9	15
1960	Furman	10	486	1,944	4.0	194.4	20
1961	Furman	10	354	1,946	5.5	194.6	15
1962	Furman	10	488	2,268	4.6	226.8	21
1963	Virginia Tech	10	459	1,879	4.1	187.9	21
1964	Virginia Tech	10	465	1,950	4.2	195.0	20
1965	East Carolina	9	454	1,905	4.2	211.7	23
1966	West Virginia	10	452	1,885	4.2	188.5	23
1967	East Carolina	10	569	2,316	4.1	231.6	22
1968	East Carolina	10	486	1,571	3.2	157.1	16
1969	The Citadel	10	504	2,149	4.3	214.9	22
1970	William & Mary	11	598	2,654	4.4	241.3	21
1971	The Citadel	11	537	2,942	5.5	265.5	31
1972	William & Mary	11	613	2,916	4.8	265.1	21
1973	East Carolina	11	638	2,918	4.6	265.3	32
1974	East Carolina	11	643	3,015	4.7	274.1	30
1975	Appalachian State	11	693	3,450	5.0	313.6	32
1976	East Carolina	11	734	3,263	4.4	296.6	28
1977	Chattanooga	11	660	3,332	5.0	302.9	24
1978	Furman	11	615	2,843	4.6	258.5	30
1979	Chattanooga	11	586	2,926	5.0	266.0	30
1980	The Citadel	11	641	3,066	4.8	278.7	32
1981	Furman						

ANNUAL TEAM LEADERS



Citadel quarterback Dominique Allen ran for 2,197 yards in his four-year career, helping the Bulldogs finish in the top two in the FCS in rushing offense each year from 2014-17.

1966	George Washington	10	431	1,539	3.6	153.9	10
1967	West Virginia	10	425	821	1.9	82.1	8
1968	Richmond	10	431	1,224	2.8	122.4	6
1969	Richmond	10	465	1,008	2.2	100.8	16
1970	East Carolina	11	484	1,619	3.3	147.2	16
1971	Richmond	10	441	1,616	3.7	161.6	14
1972	East Carolina	11	443	1,200	2.7	109.1	15
1973	East Carolina	11	446	1,406	3.2	127.8	13
1974	East Carolina	11	538	1,981	3.7	180.1	8
1975	Furman	11	521	1,767	3.4	160.6	15
1976	East Carolina	11	493	1,353	2.7	123.0	10
1977	VMI	11	486	1,330	2.7	120.9	13
1978	Chattanooga	11	464	1,098	2.4	99.8	11
1979	Chattanooga	11	494	1,428	2.9	129.8	15
1980	Furman	11	477	1,537	3.2	139.7	10
1981	The Citadel	11	456	1,112	2.4	101.1	10
1982	Chattanooga (7)	11	406	893	2.2	81.2	11
1983	Chattanooga (15)	11	453	1,258	2.8	114.4	9
1984	Furman (11)	11	401	1,133	2.8	103.0	8
1985	Chattanooga (5)	11	400	911	2.3	82.8	7
1986	Furman (18)	11	414	1,506	2.9	112.3	10
1987	Furman	11	499	1,452	2.9	132.0	12
1988	Furman (2)	11	407	1,017	2.5	92.5	5
1989	Furman (19)	11	476	1,391	2.9	126.5	7
1990	Chattanooga	11	480	1,500	3.1	136.4	13
1991	Furman	11	473	1,539	3.3	139.9	12
1992	Marshall	11	442	1,517	3.4	137.9	13
1993	Georgia Southern	11	452	1,516	3.4	137.8	8
1994	Appalachian State	11	442	1,497	3.4	136.1	9
1995	Marshall (17)	11	418	1,272	3.0	115.6	9
1996	ETSU (18)	11	399	1,268	3.2	115.3	12
1997	Georgia Southern (20)	11	400	1,157	2.9	105.2	7
1998	Georgia Southern	11	442	1,553	3.5	141.2	18
1999	Georgia Southern (33)	11	436	1,444	3.3	131.3	13
2000	Furman (45)	11	430	1,498	3.5	136.2	12
2001	Furman (29)	11	413	1,373	3.3	124.8	10
2002	Wofford (32)	12	466	1,511	3.2	125.9	12
2003	Western Carolina (14)	12	507	1,343	2.6	111.9	18
2004	Georgia Southern (23)	12	413	1,451	3.5	120.9	16
2005	The Citadel (54)	11	467	1,706	3.7	155.1	27
2006	Appalachian State (11)	15	530	1,625	3.1	108.3	9
2007	Furman (31)	11	433	1,485	3.4	135.0	22
2008	Samford (17)	11	372	1,140	3.1	103.6	11
2009	Elon (15)	12	407	1,253	3.1	104.4	7
2010	Georgia Southern (28)	15	533	1,905	3.6	127.0	16
2011	Wofford (30)	12	446	1,630	3.7	135.8	17
2012	Wofford (23)	13	467	1,625	3.5	125.0	13
2013	Georgia Southern	11	400	1,764	4.4	160.4	15
2014	Wofford (9)	11	392	1,182	3.0	107.5	19
2015	Wofford (40)	11	392	1,634	4.2	148.5	22
2016	Wofford (11)	14	463	1,425	3.1	101.8	8
2017	Wofford (25)	13	443	1,582	3.6	121.7	16
2018	Wofford (9)	13	412	1,350	3.3	103.8	12
2019	The Citadel (63)	12	418	1,915	4.6	159.6	23

PASSING OFFENSE

Year	Team	G	Com.-Att.	Pct.	Yards	YPG	TD
1953	George Washington	9	63-177	35.6	1,103	122.6	8
1954	William & Mary	10	60-154	39.0	871	87.1	3
1955	Davidson	9	97-206	47.1	1,351	150.1	7
1956	William & Mary	10	82-184	44.6	913	91.3	6
1957	The Citadel	10	64-131	48.9	1,075	107.5	7
1958	West Virginia	10	107-214	50.0	1,442	144.2	9
1959	VMI	10	79-157	49.7	1,466	146.6	17
1960	VMI	10	103-214	48.1	1,424	142.4	8
1961	The Citadel	10	94-220	42.7	1,354	135.4	10
1962	The Citadel	10	87-212	41.0	1,317	131.7	10
1963	George Washington	9	106-232	45.7	1,351	150.1	8
1964	Richmond	10	107-251	42.6	1,298	129.8	10
1965	East Carolina	9	108-209	51.7	1,400	155.6	14
1966	Davidson	9	162-277	58.5	1,782	198.0	12
1967	Davidson	9	192-323	59.4	2,080	231.1	14
1968	Davidson	9	192-327	58.7	2,139	237.7	14
1969	Richmond	10	185-373	49.6	2,651	265.1	23
1970	Davidson	10	180-358	50.3	2,253	225.3	15
1971	The Citadel	11	113-240	47.1	2,088	189.8	15
1972	Davidson	11	189-389	48.6	2,354	214.0	12
1973	Davidson	10	180-343	52.5	1,952	195.2	11
1974	Richmond	10	125-260	48.1	1,671	167.1	11
1975	VMI	11	125-236	53.0	1,564	142.2	7
1976	The Citadel	11	125-233	53.6	1,462	132.9	8
1977	Western Carolina	11	184-344	53.5	2,421	220.1	19
1978	Western Carolina	11	155-348	44.5	2,214	201.3	17
1979	Western Carolina	11	158-322	49.1	2,448	222.5	17
1980	Appalachian State	11	190-375	50.7	2,781	252.8	15
1981	Appalachian State	11	231-436	53.0	2,759	250.8	15
1982	Western Carolina	11	162-329	49.2	2,173	197.5	7

1985	Furman (2)	11	581	3,167	5.5	287.9	31
1986	Furman (8)	11	614	2,838	4.6	258.0	30
1987	The Citadel (8)	11	640	2,742	4.3	249.3	22
1988	The Citadel (3)	11	641	3,204	5.0	291.3	34
1989	The Citadel (5)	11	629	2,921	4.6	265.6	27
1990	VMI (5)	11	686	2,960	4.3	269.1	26
1991	VMI (1)	11	703	3,486	5.0	312.6	27
1992	The Citadel (1)	11	672	3,800	5.7	345.5	33
1993	The Citadel (7)	11	650	3,074	4.7	279.5	30
1994	The Citadel (1)	11	633	4,202	6.6	382.0	48
1995	Appalachian State (6)	11	590	2,874	4.9	261.3	31
1996	Georgia Southern (4)	11	599	2,931	4.9	266.5	31
1997	Wofford (3)	10	640	2,922	4.6	292.2	22
1998	Georgia Southern (2)	11	620	4,166	6.7	378.7	53
1999	Georgia Southern (1)	11	654	4,609	7.0	419.0	61
2000	Georgia Southern (3)	11	626	3,642	5.8	331.1	31
2001	Georgia Southern (1)	11	616	3,560	5.8	323.6	42
2002	Georgia Southern (1)	14	859	5,407	6.3	386.2	54
2003	Georgia Southern (1)	11	664	3,692	5.6	335.6	32
2004	Georgia Southern (1)	12	791	4,439	5.8	369.9	56
2005	Georgia Southern (1)	12	768	4,641	6.0	386.8	50
2006	Wofford (2)	11	570	2,910	5.1	264.5	32
2007	Georgia Southern (1)	11	613	3,589	5.4	326.3	38
2008	Wofford (2)	12	669	4,077	6.1	339.8	48
2009	Wofford (2)	11	563	2,972	5.3	270.2	26
2010	Wofford (1)	13	697	3,871	5.6	297.8	35
2011	Wofford (1)	12	728	4,375	6.0	364.6	43
2012	Georgia Southern (1)	14	850	5,591	6.6	399.4	55
2013	Georgia Southern	11	626	3,964	6.3	360.4	44
2014	The Citadel (2)	12	760	4,166	5.5	347.2	34
2015	The Citadel (2)	13	791	4,515	5.7	347.3	41
2016	The Citadel (1)	12	778	4,178	5.4	348.2	32
2017	The Citadel (2)	11	651	3,241	5.0	294.6	22
2018	Wofford (5)	13	663	4,051	6.1	311.6	38
2019	Wofford (3)	12	610	3,669	6.0	305.8	42

RUSHING DEFENSE

Year	Team	G	Carries	Yards	APC	YPG	TD
1953	West Virginia	9	351	975	2.8	108.3	7
1954	West Virginia	9	361	990	2.7	110.0	6
1955	West Virginia	10	406	1,267	3.1	126.7	12
1956	West Virginia	10	467	1,369	2.9	136.9	12
1957	West Virginia	10	443	1,478	3.3	147.8	11
1958	George Washington	8	338	1,076	3.1	134.5	12
1959	Furman	10	440	1,495	3.4	149.5	19
1960	George Washington	9	344	1,354	3.8	150.4	10
1961	Furman	10	352	1,459	4.2	145.9	11
1962	William & Mary	10	397	1,237	3.1	123.7	9
1963	VMI	10	466	1,449	3.1	144.9	14
1964	George Washington	10	397	1,373	2.9	137.3	16
1965	East Carolina	9	531	881	1.7	97.9	8

ANNUAL TEAM LEADERS



Samford turned in the 13th-best passing offense in the nation in 2013, with quarterback Andy Summerlin pacing the squad to 292.8 yards per game in the air.

1983	The Citadel (10)	11	217-407	54.7	2,530	230.0	15
1984	Marshall (1)	11	223-430	51.9	2,944	267.6	22
1985	VMI	11	197-372	53.0	2,572	233.8	9
1986	Marshall	11	163-336	48.5	2,556	232.5	14
1987	Marshall (2)	11	265-493	53.8	3,777	343.4	23
1988	Marshall (8)	11	196-355	55.2	2,867	260.6	21
1989	Marshall (14)	11	203-326	56.1	2,850	259.1	24
1990	ETSU (15)	11	215-373	57.6	2,781	252.8	13
1991	Marshall (12)	11	186-298	62.4	3,032	275.6	28
1992	Marshall (6)	11	234-372	62.9	3,245	295.0	29
1993	ETSU	11	196-351	55.8	2,428	220.7	15
1994	Marshall	11	201-325	61.8	2,730	248.2	31
1995	ETSU (21)	11	236-409	57.7	2,551	231.9	18
1996	Marshall (13)	11	198-325	60.9	2,763	251.2	30
1997	Appalachian State (22)	11	222-374	59.4	2,738	248.9	19
1998	ETSU (59)	11	142-267	53.2	2,071	188.3	11
1999	Chattanooga (4)	11	300-496	60.5	3,591	326.5	28
2000	Chattanooga (2)	11	289-467	61.9	3,730	339.1	23
2001	VMI (52)	11	226-426	53.1	2,360	214.5	9
2002	Western Carolina (25)	11	201-370	54.3	2,679	243.5	13
2003	Western Carolina (32)	12	257-443	58.0	2,877	239.8	14
2004	Appalachian State (5)	11	264-402	65.7	3,549	322.6	26
2005	Appalachian State (35)	15	255-410	62.2	3,439	229.3	25
2006	Elon (13)	11	238-387	61.5	2,707	246.1	18
2007	Elon (2)	11	350-515	68.0	3,927	357.0	32
2008	Georgia Southern (20)	11	236-408	57.8	2,721	247.4	20
2009	Elon (6)	12	296-460	64.3	3,498	291.5	25
2010	Elon (2)	11	303-453	66.9	3,546	322.4	28
2011	Elon (14)	11	284-428	66.4	3,096	281.5	23
2012	Elon (12)	11	268-408	65.7	3,264	296.7	27
2013	Samford (13)	13	311-492	63.2	3,806	292.8	29
2014	VMI (19)	12	285-472	60.4	3,250	270.8	21
2015	Samford (3)	11	324-465	69.7	3,662	332.9	22
2016	Samford (3)	12	386-546	70.7	4,193	349.4	38
2017	Samford (5)	12	349-531	65.7	4,001	333.4	31
2018	Samford (1)	11	394-561	70.2	4,320	392.7	34
2019	VMI (18)	12	321-507	63.3	3,439	286.6	20

PASSING DEFENSE

Year	Team	G	Com.-Att.	Pct.	Yards	YPG	TD
1953	Richmond	9	34-104	32.7	363	40.3	0
1954	Richmond	9	33-97	34.0	424	47.1	1
1955	George Washington	9	36-107	33.6	417	46.3	2
1956	Davidson	9	38-108	35.2	384	42.7	4
1957	Virginia Tech	10	38-108	35.2	485	48.5	3
1958	VMI	10	60-147	40.8	713	71.3	4
1959	Davidson	9	44-110	40.0	647	71.9	7
1960	The Citadel	10	54-126	42.9	570	57.0	4
1961	Virginia Tech	9	58-136	42.6	689	76.6	4
1962	Virginia Tech	10	77-166	46.4	771	77.1	3
1963	VMI	10	64-143	44.8	743	74.3	5
1964	The Citadel	10	59-162	36.4	755	75.5	6

1965	The Citadel	10	66-132	50.0	812	81.2	7
1966	William & Mary	10	75-166	45.2	978	97.8	9
1967	Richmond	10	193-98	50.1	1,203	120.3	9
1968	Davidson	9	140-74	52.9	1,072	119.1	7
1969	William & Mary	10	110-211	52.1	1,144	114.4	10
1970	The Citadel	11	108-274	39.4	1,280	116.4	9
1971	Richmond	10	98-213	46.0	1,182	118.2	8
1972	The Citadel	11	103-210	49.0	1,312	119.3	9
1973	Furman	11	83-184	45.1	935	85.0	4
1974	Furman	11	62-143	43.4	769	69.9	3
1975	VMI	11	40-113	35.4	562	51.1	9
1976	VMI	10	70-151	46.4	835	83.5	7
1977	Western Carolina	11	86-172	50.0	1,066	96.9	3
1978	VMI	11	94-151	62.2	1,379	125.4	12
1979	Western Carolina	11	74-163	45.4	852	77.5	5
1980	Western Carolina	11	91-183	49.7	1,234	112.2	5
1981	ETSU	11	106-204	52.2	1,407	127.9	6
1982	Appalachian State (5)	11	99-230	43.0	1,217	110.6	5
1983	VMI	11	119-216	55.1	1,471	133.7	11
1984	Western Carolina	11	130-287	45.3	1,685	153.2	12
1985	The Citadel (5)	11	116-270	43.0	1,545	140.5	9
1986	Furman (3)	11	163-336	48.5	2,556	232.5	14
1987	VMI (4)	11	113-221	51.1	1,412	128.4	8
1988	VMI (6)	11	91-212	42.9	1,320	120.0	9
1989	Chattanooga (1)	11	86-186	46.2	1,148	104.4	9
1990	Marshall (5)	11	107-248	43.1	1,343	122.1	7
1991	Appalachian State	12	124-262	47.3	1,583	131.9	6
1992	The Citadel (6)	11	110-218	50.5	1,281	116.5	5
1993	Appalachian State (18)	11	116-235	49.4	1,454	132.2	7
1994	Marshall (10)	11	138-288	47.9	1,472	133.8	8
1995	Furman (33)	11	12-233	52.3	1,368	124.4	5
1996	The Citadel	11	134-190	70.5	1,460	132.7	15
1997	Georgia Southern	11	200-468	42.7	2,241	203.7	15
1998	Western Carolina (13)	11	74-162	45.7	1,018	92.5	5
1999	VMI	11	122-213	57.3	1,458	132.5	8
2000	Georgia Southern (18)	11	151-292	51.7	1,717	156.1	9
2001	Georgia Southern (2)	11	135-257	52.5	1,382	125.6	7
2002	Wofford (14)	12	174-286	60.8	1,734	144.5	10
2003	Furman (1)	11	150-272	55.1	1,461	132.8	5
2004	Georgia Southern (10)	12	180-328	54.9	1,870	155.8	11
2005	Western Carolina (1)	9	113-232	48.7	1,191	132.3	14
2006	Appalachian State (35)	15	216-423	51.1	2,529	168.6	15
2007	Chattanooga (26)	11	174-277	62.8	2,007	182.5	12
2008	Western Carolina (28)	12	178-292	61.0	2,074	172.8	17
2009	Elon (5)	12	176-324	54.3	1,727	143.9	10
2010	Wofford (7)	13	179-335	53.4	1,993	153.3	11
2011	Chattanooga (2)	11	139-258	53.9	1,549	140.8	4
2012	Elon (5)	11	129-245	52.7	1,726	156.9	17
2013	Chattanooga (5)	12	173-282	61.3	1,819	151.6	11
2014	Samford (1)	11	153-272	56.2	1,530	139.1	6
2015	Chattanooga (16)	13	206-333	61.9	2,311	177.8	18
2016	Chattanooga (6)	13	193-345	55.9	2,139	164.5	17
2017	Chattanooga (12)	11	141-246	57.3	1,795	163.2	16
2018	Wofford (41)	13	238-394	60.4	2,607	200.5	18
2019	Furman (6)	13	234-345	67.8	2,176	167.4	14

SCORING OFFENSE

Year	Team	G	Points	PPG
1953	West Virginia	9	290	32.2
1954	West Virginia	9	209	23.2
1955	West Virginia	10	285	28.5
1956	Virginia Tech	10	264	26.4
1957	VMI	10	201	20.1
1958	West Virginia	10	268	26.8
1959	VMI	10	243	24.3
1960	VMI	10	218	21.8
1961	Furman	10	174	17.4
1962	West Virginia	10	211	21.1
1963	Virginia Tech	10	216	21.6
1964	Virginia Tech	10	224	22.4
1965	East Carolina	9	268	29.8
1966	Davidson	9	209	23.2
1967	East Carolina	10	253	25.3
1968	Richmond	10	241	24.1
1969	Davidson	10	333	33.3
1970	Furman	11	261	23.7
1971	The Citadel	11	366	33.3
1972	East Carolina	11	269	24.5
1973	East Carolina	11	352	32.0
1974	East Carolina	11	250	22.7
1975	Appalachian State	11	337	30.6
1976	East Carolina	11	278	25.3
1977	Chattanooga	11	265	24.1
1978	Appalachian State	11	338	30.7
1979	Chattanooga	11	349	31.7
1980	Chattanooga	11	300	27.3
1981	Furman	11	293	26.6

ANNUAL TEAM LEADERS



1982	Appalachian State (20)	11	270	24.5
1983	Furman (3)	11	378	34.4
1984	Furman (T6)	11	363	33.0
1985	Furman (7)	11	384	34.9
1986	Furman	11	328	29.8
1987	Marshall (9)	11	340	30.9
1988	Appalachian State (15)	11	324	29.5
1989	Furman (14)	11	345	31.4
1990	Furman (14)	11	345	31.4
1991	Marshall (4)	11	414	37.6
1992	Marshall (1)	11	466	42.4
1993	Georgia Southern	11	329	29.9
1994	Marshall (3)	11	459	41.7
1995	Marshall (9)	11	366	33.3
1996	Marshall (2)	11	465	42.3
1997	Georgia Southern (13)	11	364	33.1
1998	Georgia Southern (2)	11	468	42.5
1999	Georgia Southern (1)	11	550	50.0
2000	Appalachian State (21)	11	375	34.1
2001	Georgia Southern (8)	11	410	37.3
2002	Georgia Southern (6)	14	493	35.2
2003	Wofford (52)	13	374	28.8
2004	Georgia Southern (1)	12	564	47.0
2005	Georgia Southern (6)	12	456	38.0
2006	Appalachian State (3)	15	528	35.2
2007	Appalachian State (2)	15	641	42.7
2008	Appalachian State (5)	14	522	37.3
2009	Appalachian State (12)	14	465	33.2
2010	Appalachian State (7)	13	446	34.3
2011	Georgia Southern (11)	14	492	35.1
2012	Georgia Southern (12)	14	483	34.5
2013	Georgia Southern	11	368	33.5
2014	Chattanooga (20)	14	486	34.7
2015	Samford (18)	11	381	34.6
2016	Samford (12)	12	421	35.1
2017	Furman (22)	13	424	32.6
2018	Samford (9)	11	423	38.5
2019	Furman (23)	13	435	33.5

1999	Georgia Southern (5)	11	171	15.5
2000	Furman (14)	11	178	16.2
2001	Georgia Southern (4)	11	132	12.0
2002	Georgia Southern (7)	14	190	13.6
2003	Wofford (3)	13	183	14.1
2004	Furman (8)	13	216	16.6
2005	Appalachian State (17)	15	282	18.8
2006	Appalachian State (9)	15	223	14.9
2007	Wofford (52)	13	323	24.9
2008	Samford (15)	11	207	18.8
2009	Elon (3)	12	158	13.2
2010	Georgia Southern (11)	15	277	18.5
2011	Chattanooga (17)	11	217	19.7
2012	Wofford (7)	13	216	16.6
2013	Chattanooga (11)	12	245	20.4
2014	Chattanooga (11)	14	271	19.4
2015	Mercer (32)	11	238	21.6
2016	Wofford (6)	14	239	17.1
2017	Samford (35)	12	267	22.2
2018	Wofford (8)	13	247	19.0
2019	Furman (14)	13	267	20.5

Note: National ranking in parenthesis

SCORING DEFENSE

Year	Team	G	Points	PPG
1953	Furman	9	100	11.1
1954	Richmond	9	54	6.0
1955	Richmond	9	82	9.1
1956	George Washington	10	81	8.1
1957	VMI	10	101	10.1
1958	VMI	10	99	9.9
1959	VMI	10	93	9.3
1960	The Citadel	10	66	6.6
1961	VMI	10	105	10.5
1962	VMI	10	119	11.9
1963	Virginia Tech	10	125	12.5
1964	Davidson	9	152	16.9
1965	East Carolina	9	83	9.2
1966	William & Mary	10	144	14.4
1967	West Virginia	10	117	11.7
1968	Richmond	10	129	12.9
1969	Richmond	10	170	17.0
1970	Furman	11	204	18.5
1971	Richmond	10	159	15.9
1972	Richmond	10	150	15.0
1973	Richmond	10	112	11.2
1974	Furman	11	166	15.1
1975	The Citadel	11	97	8.8
1976	East Carolina	11	116	10.5
1977	VMI	11	15	14.1
1978	Chattanooga	11	192	17.5
1979	ETSU	11	150	13.6
1980	Furman	11	177	16.1
1981	The Citadel	11	151	13.7
1982	Chattanooga (7)	11	137	12.5
1983	Furman (4)	11	107	9.7
1984	Western Carolina	11	166	15.1
1985	Appalachian State (1)	11	109	9.9
1986	Appalachian State (5)	11	148	13.5
1987	Appalachian State (2)	11	126	11.5
1988	Furman (1)	11	107	9.7
1989	Furman (4)	11	135	12.3
1990	Marshall (7)	11	162	14.7
1991	The Citadel (19)	11	183	16.6
1992	The Citadel (1)	11	143	13.0
1993	Marshall (1)	11	123	11.2
1994	Marshall (7)	11	152	13.8
1995	Georgia Southern	11	168	15.3
1996	Marshall (9)	11	153	13.9
1997	Georgia Southern (16)	11	176	16.0
1998	Appalachian State (10)	11	160	14.5



The Josh Williams-led Chattanooga defense surrendered 19.7 points per game in 2011, leading the SoCon in scoring defense for the first time since 1982. The Mocs would go on to lead the league in that category twice more in the next three years.



FCS PLAYOFF HISTORY

Conferences in the FCS NCAA Playoffs

Conference (First year)	Overall	Titles	Pct.
Missouri Valley (1985)	115-71	11	.618
Independent	60-41	7	.594
Southern (1982)	109-77	8	.586
Big Sky (1979)	94-86	6	.522
Colonial Athletic (1978)	99-105	6	.485
Southland (1982)	63-70	1	.474
Big South (2006)	13-16	0	.448
Ohio Valley (1979)	35-61	2	.365
Patriot (1997)	14-27	0	.341
Great West (2004-11)	1-2	0	.333
Pioneer (2013)	2-7	0	.222
Northeast (2010)	2-10	0	.167
Mid-Eastern Athletic (1981)	6-30	0	.167
Southwestern Athletic (1978)	0-19	0	.000

SoCon vs. FCS leagues

Conference	Overall	Pct.
Big Sky	11-10	.524
Big South	3-4	.429
Colonial Athletic	27-17	.614
Independent	10-8	.556
Mid-Eastern Athletic	10-2	.833
Missouri Valley	13-11	.542
Ohio Valley	12-8	.600
Patriot	5-0	1.000
Southern	10-10	.500
Southland	7-7	.500
Southwestern Athletic	1-0	1.000
Total	109-77	.586

Championships won

Team	Championships	Years
North Dakota State	7	2011, 2012, 2013, 2014, 2015, 2017, 2018
Georgia Southern	6	1985, 1986, 1989, 1990, 1999, 2000
Youngstown State	4	1991, 1993, 1994, 1997
Appalachian State	3	2005, 2006, 2007
Eastern Kentucky	2	1979, 1982
James Madison	2	2004, 2016
Marshall	2	1992, 1996
Montana	2	1995, 2001
Boise State	1	1980
Delaware	1	2003
Eastern Washington	1	2010
Florida A&M	1	1978
Furman	1	1988
Idaho State	1	1981
Massachusetts	1	1998
Montana State	1	1984
Northeast Louisiana	1	1987
Richmond	1	2008
Southern Illinois	1	1983
Villanova	1	2009
Western Kentucky	1	2002

Bold denotes championship won as a member of the SoCon

Playoff results

1982		
1st round	South Carolina State 17, FURMAN 0	Greenville, S.C.
1983		
1st round	WESTERN CAROLINA 24, Colgate 23	Cullowhee, N.C.
Quarterfinal	FURMAN 35, Boston University 16	Greenville, S.C.
Semifinal	WESTERN CAROLINA 28, Holy Cross 21	Worcester, Mass.
Final	WESTERN CAROLINA 14, FURMAN 7	Greenville, S.C.
Final	Southern Illinois 43, WESTERN CAROLINA 7	Charleston, S.C.

1984		
1st round	Arkansas State 37, CHATTANOOGA 10	Jonesboro, Ark.
1985		
Quarterfinal	FURMAN 59, Rhode Island 15	Greenville, S.C.
Semifinal	FURMAN 35, Nevada-Reno 12	Greenville, S.C.
Final	Georgia Southern 44, FURMAN 42	Tacoma, Wash.

1986		
1st round	Nicholls State 28, APPALACHIAN STATE 26	Boone, N.C.
	Eastern Kentucky 23, FURMAN 10	Greenville, S.C.

1987		
1st round	APPALACHIAN STATE 20, Richmond 3	Boone, N.C.
	MARSHALL 41, James Madison 12	Huntington, W.Va.
Quarterfinal	APPALACHIAN STATE 19, Georgia Southern 0	Boone, N.C.
	MARSHALL 51, Weber State 23	Huntington, W.Va.
Semifinal	MARSHALL 24, APPALACHIAN STATE 10	Boone, N.C.
Final	Northeast Louisiana 43, MARSHALL 42	Pocatello, Idaho

1988		
1st round	Georgia Southern 38, THE CITADEL 20	Statesboro, Ga.
	FURMAN 21, Delaware 7	Greenville, S.C.
	MARSHALL 7, North Texas 0	Huntington, W.Va.
Quarterfinal	FURMAN 13, MARSHALL 9	Huntington, W.Va.
Semifinal	FURMAN 38, Idaho 7	Greenville, S.C.
Final	FURMAN 17, Georgia Southern 12	Pocatello, Idaho

1989		
1st round	Middle Tenn. 24, APPALACHIAN STATE 21	Murfreesboro, Tenn.
	FURMAN 24, William & Mary 10	Greenville, S.C.
Quarterfinal	FURMAN 42, Youngstown State 23	Greenville, S.C.
Semifinal	Stephen F. Austin 21, FURMAN 19	Greenville, S.C.

1990		
1st round	Georgia Southern 31, THE CITADEL 0	Statesboro, Ga.
	FURMAN 45, Eastern Kentucky 17	Greenville, S.C.
Quarterfinal	Nevada-Reno 42, FURMAN 35 (3OT)	Reno, Nev.

1991		
1st round	Eastern Kentucky 14, APPALACHIAN STATE 3	Richmond, Ky.
	MARSHALL 20, Western Illinois 17 (OT)	Huntington, W.Va.
Quarterfinal	MARSHALL 41, Northern Iowa 13	Huntington, W.Va.
Semifinal	MARSHALL 14, Eastern Kentucky 7	Huntington, W.Va.
Final	Youngstown State 25, MARSHALL 17	Statesboro, Ga.

1992		
1st round	Middle Tenn. 35, APPALACHIAN STATE 10	Murfreesboro, Tenn.
	THE CITADEL 44, North Carolina A&T 0	Charleston, S.C.
	MARSHALL 44, Eastern Kentucky 0	Huntington, W.Va.
Quarterfinal	Youngstown State 42, THE CITADEL 17	Charleston, S.C.
	MARSHALL 35, Middle Tennessee 21	Huntington, W.Va.
Semifinal	MARSHALL 28, Delaware 7	Huntington, W.Va.
Final	MARSHALL 31, Youngstown State 28	Huntington, W.Va.

1993		
1st round	GEORGIA SOUTHERN 14, Eastern Kentucky 12	Statesboro, Ga.
	MARSHALL 28, Howard 14	Huntington, W.Va.
Quarterfinal	Youngstown State 34, GEORGIA SOUTHERN 14	Youngstown, Ohio
	MARSHALL 34, Delaware 31	Huntington, W.Va.
Semifinal	MARSHALL 24, Troy State 21	Huntington, W.Va.
Final	Youngstown State 17, MARSHALL 5	Huntington, W.Va.

1994		
1st round	APPALACHIAN STATE 17, New Hampshire 10 (OT)	Durham, N.H.
	MARSHALL 49, Middle Tennessee 14	Huntington, W.Va.
Quarterfinal	Boise State 17, APPALACHIAN STATE 14	Boise, Idaho
	MARSHALL 28, James Madison 21 (OT)	Huntington, W.Va.
Semifinal	Boise State 28, MARSHALL 24	Boise, Idaho

#SoConFB

FCS PLAYOFF HISTORY



1995		
1st round	APPALACHIAN STATE 31, James Madison 24 GEORGIA SOUTHERN 24, Troy State 21 MARSHALL 38, Jackson State 8	Boone, N.C. Troy, Ala. Huntington, W.Va.
Quarterfinal	Stephen F. Austin 27, APPALACHIAN STATE 17 Montana 45, GEORGIA SOUTHERN 0 MARSHALL 41, Northern Iowa 24	Boone, N.C. Missoula, Mont. Huntington, W.Va.
Semifinal	MARSHALL 25, McNeese State 13	Lake Charles, La.
Final	Montana 22, MARSHALL 20	Huntington, W.Va.

1996		
1st round	ETSU 35, Villanova 29 FURMAN 42, Northern Arizona 31 MARSHALL 59, Delaware 14	Johnson City, Tenn. Flagstaff, Ariz. Huntington, W.Va.
Quarterfinal	MARSHALL 54, FURMAN 0 Montana 44, ETSU 14	Huntington, W.Va. Missoula, Mont.
Semifinal	MARSHALL 31, Northern Iowa 14	Huntington, W.Va.
Final	MARSHALL 49, Montana 29	Huntington, W.Va.

1997		
1st round	GEORGIA SOUTHERN 52, Florida A&M 37	Statesboro, Ga.
Quarterfinal	Delaware 16, GEORGIA SOUTHERN 7	Newark, Del.

1998		
1st round	GEORGIA SOUTHERN 49, Colgate 28 APPALACHIAN STATE 45, Tennessee State 31	Statesboro, Ga. Boone, N.C.
Quarterfinal	GEORGIA SOUTHERN 52, Connecticut 30 Northwestern St. 31, APPALACHIAN STATE 20	Statesboro, Ga. Natchitoches, La.
Semifinal	GEORGIA SOUTHERN 42, Western Illinois 14	Statesboro, Ga.
Final	Massachusetts 55, GA. SOUTHERN 43	Chattanooga, Tenn.

1999		
1st round	GEORGIA SOUTHERN 72, Northern Arizona 29 Massachusetts 30, FURMAN 23 OT Florida A&M 44, APPALACHIAN STATE 29	Statesboro, Ga. Greenville, S.C. Boone, N.C.
Quarterfinal	GEORGIA SOUTHERN 38, Massachusetts 21	Statesboro, Ga.
Semifinal	GEORGIA SOUTHERN 28, Illinois State 17	Statesboro, Ga.
Final	GEORGIA SOUTHERN 59, Youngstown St. 24	Chattanooga, Tenn.

2000		
1st round	GEORGIA SOUTHERN 42, McNeese State 17 Hofstra 31, FURMAN 24 APPALACHIAN STATE 33, Troy State 30	Statesboro, Ga. Greenville, S.C. Troy, Ala.
Quarterfinal	GEORGIA SOUTHERN 48, Hofstra 20 APPALACHIAN STATE 17, W. Kentucky 14	Statesboro, Ga. Bowling Green, Ky.
Semifinal	GEORGIA SOUTHERN 27, Delaware 18	Statesboro, Ga.
Final	Montana 19, APPALACHIAN STATE 16 (OT) GEORGIA SOUTHERN 27, Montana 25	Missoula, Mont. Chattanooga, Tenn.

2001		
1st round	GEORGIA SOUTHERN 60, Florida A&M 35 FURMAN 24, Western Kentucky 20 APPALACHIAN STATE 40, William & Mary 27	Statesboro, Ga. Greenville, S.C. Boone, N.C.
Quarterfinal	GEORGIA SOUTHERN 38, APPALACHIAN STATE 24 FURMAN 34, Lehigh 17	Statesboro, Ga. Greenville, S.C.
Semifinal	FURMAN 24, GEORGIA SOUTHERN 17	Statesboro, Ga.
Final	Montana 13, FURMAN 6	Chattanooga, Tenn.

2002		
1st round	GEORGIA SOUTHERN 34, Bethune-Cookman 0 Villanova 45, FURMAN 38 Maine 14, APPALACHIAN STATE 13	Statesboro, Ga. Philadelphia, Pa. Boone, N.C.
Quarterfinal	GEORGIA SOUTHERN 31, Maine 7	Statesboro, Ga.
Semifinal	Western Kentucky 31, GEORGIA SOUTHERN 28	Statesboro, Ga.

2003		
1st round	WOFFORD 31, North Carolina A&T 10	Spartanburg, S.C.
Quarterfinal	WOFFORD 34, Western Kentucky 17	Spartanburg, S.C.
Semifinal	Delaware 24, WOFFORD 9	Newark, Del.

2004		
1st round	New Hampshire 27, GEORGIA SOUTHERN 21 FURMAN 49, Jacksonville State 7	Statesboro, Ga. Greenville, S.C.
Quarterfinal	James Madison 14, FURMAN 13	Greenville, S.C.

2005		
1st round	APPALACHIAN STATE 34, Lafayette 23 Texas State 50, GEORGIA SOUTHERN 35 FURMAN 14, Nicholls State 12	Boone, N.C. San Marcos, Texas Greenville, S.C.
Quarterfinal	APPALACHIAN STATE 38, Southern Illinois 24 FURMAN 24, Richmond 20	Boone, N.C. Richmond, Va.
Semifinal	APPALACHIAN STATE 29, FURMAN 23	Boone, N.C.
Final	APPALACHIAN STATE 21, Northern Iowa 16	Chattanooga, Tenn.

2006		
1st round	Montana State 31, FURMAN 13 APPALACHIAN STATE 45, Coastal Carolina 28	Bozeman, Mont. Boone, N.C.
Quarterfinal	APPALACHIAN STATE 38, Montana State 17	Boone, N.C.
Semifinal	APPALACHIAN STATE 49, Youngstown State 24	Boone, N.C.
Final	APPALACHIAN STATE 28, Massachusetts 17	Chattanooga, Tenn.

2007		
1st round	APPALACHIAN STATE 28, James Madison 27 WOFFORD 23, Montana 22	Boone, N.C. Missoula, Mont.
Quarterfinal	APPALACHIAN STATE 38, Eastern Washington 35 Richmond 21, WOFFORD 10	Boone, N.C. Spartanburg, S.C.
Semifinal	APPALACHIAN STATE 55, Richmond 35	Boone, N.C.
Final	APPALACHIAN STATE 49, Delaware 21	Chattanooga, Tenn.

2008		
1st round	APPALACHIAN STATE 37, South Carolina State 21 James Madison 38, WOFFORD 35	Boone, N.C. Harrisonburg, Va.
Quarterfinal	Richmond 38, APPALACHIAN STATE 10	Boone, N.C.

2009		
1st round	APPALACHIAN STATE 20, South Carolina State 13 Richmond 16, ELON 13	Boone, N.C. Richmond, Va.
Quarterfinal	APPALACHIAN STATE 35, Richmond 31	Richmond, Va.
Semifinal	Montana 24, APPALACHIAN STATE 17	Missoula, Mont.

2010		
1st round	GEORGIA SOUTHERN 41, South Carolina State 16	Statesboro, Ga.
2nd round	GEORGIA SOUTHERN 31, William & Mary 15 APPALACHIAN STATE 42, Western Illinois 14 WOFFORD 17, Jacksonville State 14	Williamsburg, Va. Boone, N.C. Jacksonville, Ala.
Quarterfinal	Villanova 42, APPALACHIAN STATE 24 GEORGIA SOUTHERN 23, WOFFORD 20	Boone, N.C. Spartanburg, S.C.
Semifinal	Delaware 27, GEORGIA SOUTHERN 10	Newark, Del.

2011		
2nd round	GEORGIA SOUTHERN 55, Old Dominion 48 Maine 34, APPALACHIAN STATE 12 Northern Iowa 28, WOFFORD 21	Statesboro, Ga. Boone, N.C. Cedar Falls, Iowa
Quarterfinal	GEORGIA SOUTHERN 35, Maine 23	Statesboro, Ga.
Semifinal	North Dakota State 35, GEORGIA SOUTHERN 7	Fargo, N.D.

2012		
2nd round	GEORGIA SOUTHERN 24, Central Arkansas 16 Illinois State 38, APPALACHIAN STATE 37 (OT) WOFFORD 23, New Hampshire 7	Statesboro, Ga. Boone, N.C. Spartanburg, S.C.
Quarterfinal	GEORGIA SOUTHERN 49, Old Dominion 35 North Dakota State 14, WOFFORD 7	Norfolk, Va. Fargo, N.D.
Semifinal	North Dakota State 23, GEORGIA SOUTHERN 20	Fargo, N.D.

2013		
1st round	FURMAN 30, South Carolina State 20 Jacksonville State 55, SAMFORD 14	Orangeburg, S.C. Jacksonville, Ala.
2nd round	North Dakota State 38, FURMAN 7	Fargo, N.D.

2014		
2nd round	CHATTANOOGA 35, Indiana State 14	Chattanooga, Tenn.
Quarterfinal	New Hampshire 35, CHATTANOOGA 30	Durham, N.H.

2015		
1st round	CHATTANOOGA 50, Fordham 20 THE CITADEL 41, Coastal Carolina 38	Chattanooga, Tenn. Conway, S.C.
2nd round	Jacksonville State 41, CHATTANOOGA 35 (OT) Charleston Southern 14, THE CITADEL 6	Jacksonville, Ala. Charleston, S.C.

FCS PLAYOFF HISTORY

2016		
1st round	CHATTANOOGA 45, Weber State 14	Chattanooga, Tenn.
	WOFFORD 15, Charleston Southern 14	Charleston, S.C.
	Youngstown State 38, SAMFORD 24	Youngstown, Ohio
2nd round	WOFFORD 17, THE CITADEL 3	Charleston, S.C.
	Sam Houston State 41, CHATTANOOGA 36	Huntsville, Texas
Quarterfinal	Youngstown State 30, WOFFORD 23 (2OT)	Youngstown, Ohio

2017		
1st round	Kennesaw State 28, SAMFORD 17	Kennesaw, Ga.
	FURMAN 28, Elon 27	Elon, N.C.
2nd round	WOFFORD 28, FURMAN 10	Spartanburg, S.C.
Quarterfinal	North Dakota State 42, WOFFORD 10	Fargo, N.D.

2018		
1st round	WOFFORD 19, Elon 7	Spartanburg, S.C.
	Jacksonville State 34, ETSU 27	Jacksonville, Ala.
2nd round	Kennesaw State 13, WOFFORD 10	Kennesaw, Ga.

2019		
1st round	Kennesaw State 28, WOFFORD 21	Spartanburg, S.C.
	Austin Peay 42, FURMAN 6	Clarksville, Tenn.

Current SoCon schools in the playoffs

Team	App.	Won	Lost	Pct.	Champion	Runner-up
The Citadel	5	2	5	.286	0	0
ETSU	2	1	2	.333	0	0
Furman	18	19	17	.528	1	2
Mercer	0	0	0	.000	0	0
Samford	5	2	5	.286	0	0
Chattanooga	4	3	4	.429	0	0
VMI	0	0	0	.000	0	0
Western Carolina	1	3	1	.750	0	1
Wofford	10	9	10	.474	0	0

SoCon records in the playoffs

	Nonconference	Overall
Opening Round*:	8-6	8-6
Second Round:	46-27	48-29
In Quarterfinals:	25-17	29-21
In Semifinals:	12-9	16-13
In Championship Game:	8-8	8-8
All rounds in FCS Playoffs	99-67	109-77
All rounds percentage	.596	.586

*-Field was expanded from 16 to 20 teams in 2010. First round of four games was added to start the playoffs. Four more games were added when field expanded in 2013.

NCAA FCS Championship game results

Year	Result	Site (Attendance)
1978	Florida A&M 35, Massachusetts 20	Wichita Falls, Texas (13,604)
1979	Eastern Kentucky 30, Lehigh 7	Orlando, Fla. (5,500)
1980	Boise State 31, Eastern Kentucky 29	Sacramento, Calif. (8,157)
1981	Idaho State 34, Eastern Kentucky 23	Wichita Falls, Texas (11,003)
1982	Eastern Kentucky 17, Delaware 14	Wichita Falls, Texas (11,257)
1983	Southern Illinois 43, WESTERN CAROLINA 17	CHARLESTON, S.C. (15,950)
1984	Montana State 19, Louisiana Tech 6	CHARLESTON, S.C. (9,125)
1985	Georgia Southern 44, FURMAN 42	Tacoma, Wash. (5,306)
1986	Georgia Southern 48, Arkansas State 21	Tacoma, Wash. (4,419)
1987	Northeast Louisiana 43, MARSHALL 42	Pocatello, Idaho (11,513)
1988	FURMAN 17, Georgia Southern 12	Pocatello, Idaho (11,500)
1989	Georgia Southern 37, Stephen F. Austin 34	Statesboro, Ga. (25,725)
1990	Georgia Southern 36, Nevada-Reno 13	Statesboro, Ga. (23,204)
1991	Youngstown State 25, MARSHALL 17	Statesboro, Ga. (12,667)
1992	MARSHALL 31, Youngstown State 28	HUNTINGTON, W.VA. (31,304)
1993	Youngstown State 17, MARSHALL 5	HUNTINGTON, W.VA. (29,218)
1994	Youngstown State 28, Boise State 14	HUNTINGTON, W.VA. (27,674)
1995	Montana 22, MARSHALL 20	HUNTINGTON, W.VA. (32,106)
1996	MARSHALL 49, Montana 29	HUNTINGTON, W.VA. (30,052)
1997	Youngstown State 10, McNeese State 9	CHATTANOOGA, TENN. (14,771)
1998	Massachusetts 55, GA. SOUTHERN 43	CHATTANOOGA, TENN. (17,501)
1999	GEORGIA SOUTHERN 59, Youngstown St. 24	CHATTANOOGA, TENN. (20,052)
2000	GEORGIA SOUTHERN 27, Montana 25	CHATTANOOGA, TENN. (17,156)
2001	Montana 13, FURMAN 6	CHATTANOOGA, TENN. (12,698)
2002	Western Kentucky 34, McNeese State 14	CHATTANOOGA, TENN. (12,360)
2003	Delaware 40, Colgate 0	CHATTANOOGA, TENN. (14,281)
2004	James Madison 31, Montana 21	CHATTANOOGA, TENN. (16,771)
2005	APPALACHIAN STATE 21, Northern Iowa 16	CHATTANOOGA, TENN. (20,236)
2006	APPALACHIAN STATE 28, UMass 17	CHATTANOOGA, TENN. (22,808)
2007	APPALACHIAN STATE 49, Delaware 21	CHATTANOOGA, TENN. (23,010)
2008	Richmond 24, Montana 7	CHATTANOOGA, TENN. (17,823)
2009	Villanova 23, Montana 21	CHATTANOOGA, TENN. (14,328)
2010	Eastern Washington 20, Delaware 19	Frisco, Texas (13,027)
2011	North Dakota State 17, Sam Houston State 6	Frisco, Texas (20,586)
2012	North Dakota State 39, Sam Houston State 13	Frisco, Texas (21,411)
2013	North Dakota State 35, Towson 7	Frisco, Texas (19,802)
2014	North Dakota State 29, Illinois State 27	Frisco, Texas (20,918)
2015	North Dakota State 37, Jacksonville State 10	Frisco, Texas (21,836)
2016	James Madison 28, Youngstown State 14	Frisco, Texas (14,423)
2017	North Dakota State 17, James Madison 13	Frisco, Texas (19,090)
2018	North Dakota State 38, Eastern Washington 24	Frisco, Texas (17,802)
2019	North Dakota State 28, James Madison 20	Frisco, Texas (17,866)

Southern Conference teams and sites listed in caps.



Georgia Southern's J.R. Revere had a 66-yard touchdown run in the Eagles' 59-24 win over Youngstown State in the 1999 title game.

FCS NATIONAL CHAMPIONS



1988: Furman 17, Georgia Southern 12

Dec. 17, 1988, Pocatello, Idaho

Unheralded Furman (13-2) downed Georgia Southern (12-3), 17-12, to capture the 1988 I-AA national championship.

Coach Erk Russell's team scored first when David Cool booted a 55-yard field goal, the longest in school history, to give the Eagles a 3-0 advantage midway through the first quarter. Furman's Frankie DeBusk moved the Paladins 88 yards in 13 plays and his 19-yard pass to Greg Key gave Furman the lead. Glen Connally's 36-yard field goal gave Furman a 10-3 lead at intermission.

After Cool's 48-yard field goal midway through the third quarter made it 10-6, Furman responded and scored on Dwight Sterling's 5-yard run to cap an 80-yard drive. Connally's extra point gave the Paladins a 17-6 cushion late in the third quarter. Georgia Southern's Mark Giles blocked a Bruce Leicht punt and returned it 30 yards for a touchdown with 12:22 left to make the score 17-12.

All-American linebacker Jeff Blankenship intercepted a Raymond Gross pass in the final minutes to seal the title for the Paladins.

	1Q	2Q	3Q	4Q	F
Georgia Southern	3	0	3	6	- 12
Furman	7	3	7	0	- 17

GSU- David Cool 55 FG

FUR- Greg Key 19 pass from Frankie DeBusk (Glen Connally kick)


FUR- Connally 36 FG

GSU- Cool 48 FG

FUR- Dwight Sterling 5 run (Connally kick)

GSU- Mark Giles 39 blocked punt return (pass failed)

Team Stats	FUR	GSU
First Downs	17	14
Rushes-Yards	54-231	52-134
Passing Yards	124	64
Passes	7-11-1	5-17-2
Plays-Yards	65-335	69-198
Fumbles-Lost	2-1	5-1
Penalties-Yards	5-34	3-27
Punts-Average	5-32.2	4-47.3
Possession	33:09	26:51



Sophomore quarterback Frankie DeBusk (22) led Furman to the 1988 national championship with a 17-12 win over Georgia Southern, as the Paladins became the first SoCon team and the first private school to claim the nation's top prize.

1992: Marshall 31, Youngstown State 28

Dec. 19, 1992, Huntington, W.Va.

Willy Merrick, taking over the kicking duties after his brother was suspended, booted a game-winning 22-yard field goal with 10 seconds left to lift Marshall (12-3) to the I-AA Championship title with a 31-28 victory over Youngstown State (11-3-1). It was the first field goal of Merrick's career and he added four extra points in the title game.

Marshall led 14-0 at intermission and increased the lead to 28-0 midway through the third quarter. But coach Jim Tressell's Penguins scored 28 straight points to tie the game on Kevin Smith's third touchdown of the day, a 10-yard run with 3:28 to go in the contest setting up Merrick's last-second heroics.

The Thundering Herd drove 76 yards in 14 plays and Michael Payton completed 7-of-9 passes for 60 yards in the game-winning drive. After a Marshall timeout, center Merrick kicked the game-winning field goal squarely through the uprights. Youngstown State drove to its own 29-yard line as the game ended.

	1Q	2Q	3Q	4Q	F
Youngstown State	0	0	14	14	- 28
Marshall	0	14	14	3	- 31

MU- Mike Bartum 6 pass from Michael Payton (Willy Merrick kick)

MU- Orlando Hatchett 5 run (Merrick kick)

MU- Glenn Pedro 1 run (Merrick kick)

MU- Hatchett 22 pass from Payton (Merrick kick)

YSU- Darian Williams 30 pass from Mike Cochran (Jeff Wilkins kick)

YSU- Kevin Smith 4 run (Wilkins kick)

YSU- Smith 1 run (Wilkins kick)

YSU- Smith 10 run (Wilkins kick)

MU- Merrick 25 FG

Team Stats	MU	YSU
First Downs	26	17
Rushes-Yards	42-185	34-116
Passing Yards	270	256
Passes	25-40-1	18-31-2
Plays-Yards	82-455	65-372
Fumbles-Lost	0-0	1-1
Penalties-Yards	7-40	3-20
Punts-Average	5-39.8	6-41.6
Possession	32:03	27:57



Willy Merrick kicked his first career field goal with 10 seconds remaining to send Marshall to its first FCS title with a 31-28 victory over Youngstown State.

1996: Marshall 49, Montana 29

Dec. 21, 1996, Huntington, W.Va.

In its final game in Division I-AA and as a member of the Southern Conference, No. 2-ranked Marshall (15-0) completed a perfect season by downing No. 1-ranked Montana (14-1), 49-29, to win its second national championship in five years. It marked the first time that two undefeated teams had met in the title game. The game was a rematch of the 1995 championship contest, won by Montana, 22-20.

Wide receiver Randy Moss, who would go on to NFL stardom, hauled in nine passes for 220 yards and four touchdowns leading the Thundering Herd to the victory. Moss set playoff records for touchdown receptions (9) and receiving yardage (636).

Coach Bob Pruett's team built a 46-6 lead in the fourth quarter. Eric Kresser tied a school and conference record with his 35th touchdown pass of the season.

Griz quarterback Brian Ah Yat set playoff records for pass completions (36) while wide receiver Joe Douglass set a playoff mark with 13 receptions.

Marshall downed Delaware (59-14), Furman (54-0) and Northern Iowa (31-14) setting up the title game with the Grizzlies.

	1Q	2Q	3Q	4Q	F
Marshall	14	9	16	10	- 49
Montana	0	6	0	23	- 29

- MU- Randy Moss 19 pass from Eric Kresser (Tim Openlander kick)
- MU- Marshall Chapman 61 run (Openlander kick)
- MU- Moss 70 pass from Kresser (kick failed)
- MU- Openlander 20 FG
- MON- Andy Larson 40 FG
- MON- Larson 27 FG
- MU- Moss 54 pass from Kresser (Openlander kick)
- MU- Chapman 9 run (Openlander kick)
- MU- Safety, Ah Yat intentional grounding
- MU- Moss 28 pass from Kresser (Openlander kick)
- MON- Joe Douglass 4 pass from Brian Ah Yat (Dallas Neil pass from Ah Yat)
- MON- Josh Branan 2 run (Neil pass from Ah Yat)
- MU- Openlander 37 FG
- MON- Jeff Paffhausen 18 pass from Ah Yat (Larson kick)

Team Stats	MU	MON
First Downs	21	31
Rushes-Yards	36-217	35-95
Passing Yards	324	335
Passes	18-28-0	36-55-1
Plays-Yards	64-541	90-430
Fumbles-Lost	0-0	2-1
Penalties-Yards	9-79	8-49
Punts-Average	5-38.8	4-42.5
Possession	28:47	31:13



Randy Moss hauled in four touchdown passes in Marshall's 49-29 championship victory over Montana as the Thundering Herd avenged a two-point loss to the Grizzlies in 1995.

1999: Georgia Southern 59, Youngstown State 24

Dec. 18, 1999, Chattanooga, Tenn.

Adrian Peterson ran for a playoff record 247 yards on 25 carries and scored three touchdowns as Georgia Southern (13-2) defeated Youngstown State, 59-24, to win the I-AA Championship in Chattanooga, Tenn.

Peterson, along with teammates Bennie Cunningham (129 yards and one touchdown) and Greg Hill (111 yards and one score), all rushed for 100 or more yards. In all, seven different players scored touchdowns for the Eagles.

Youngstown State scored on its first two drives and led 10-7 early in the second quarter, but Georgia Southern amassed 210 of its 638 yards on the ground in the second quarter when the Eagles scored four times to build a 38-14 lead at intermission. After Mark Griffith booted a 30-yard field goal in the third quarter to make the score 38-17, coach Paul Johnson's team scored three touchdowns to put the game out of reach.

The game pitted I-AA's winningest team in the previous 10 years (100), Youngstown State, against Georgia Southern, which amassed more playoff wins than any other team.

	1Q	2Q	3Q	4Q	F
Georgia Southern	10	28	7	14	- 59
Youngstown State	7	7	3	7	- 24

- GSU- Chris Chambers 25 FG
- YSU- Adrian Brown 2 run (Mark Griffith kick)
- GSU- Greg Hill 42 run (Chambers kick)
- YSU- Jeff Ryan 3 run (Griffith kick)
- GSU- Adrian Peterson 3 run (Chambers kick)
- GSU- Bennie Cunningham 57 run (Chambers kick)
- GSU- Peterson 22 run (Chambers kick)
- GSU- Anthony Williams 72 punt return (Chambers kick)
- YSU- Griffith 30 FG
- GSU- Peterson 1 run (Chambers kick)
- GSU- Mark Myers 5 run (Chambers kick)
- GSU- J.R. Revere 66 run (Chambers kick)
- YSU- Brown 1 run (Griffith kick)

Team Stats	GSU	YSU
First Downs	24	17
Rushes-Yards	59-638	44-163
Passing Yards	17	175
Passes	1-4-0	11-20-1
Plays-Yards	63-655	64-338
Fumbles-Lost	1-0	1-0
Penalties-Yards	9-82	3-11
Punts-Average	1-25.0	7-36.0
Possession	27:47	32:13



Adrian Peterson shredded the Youngstown State defense for 247 yards and three touchdowns to give Georgia Southern its fifth national championship and first in nine seasons.

FCS NATIONAL CHAMPIONS



2000: Georgia Southern 27, Montana 25

Dec. 16, 2000, Chattanooga, Tenn.

Adrian Peterson rushed for 148 yards and two touchdowns and Georgia Southern withstood a fourth-quarter rally to defeat Montana 27-25 to win the school's second consecutive and sixth overall national crown.

Georgia Southern led 13-0 after one quarter when James McCoy recovered a fumble in the end zone for a score and Chris Johnson hauled in a 49-yard TD pass from J.R. Revere. After Chris Snyder put Montana on the board with a 38-yard field goal, Peterson bulled in from one-yard out to make the score 20-3 at halftime.

But Montana scored on three possessions in the second half to take a 23-20 lead in the fourth quarter. John Edwards connected with Etu Molden on a 17-yard scoring strike, Vince Huntsberger rambled 65 yards for a score and Yo Humphrey scored from two-yards out to give the Penguins the lead.

The Eagles answered on their first play from scrimmage when Peterson ran 57-yards to give Georgia Southern a 27-23 lead with 11:29 left. Montana scored with 15 seconds left when Scott Shelton was tackled in the end zone rather than attempt a punt.

	1Q	2Q	3Q	4Q	F
Georgia Southern	13	7	0	7	- 27
Montana	3	0	6	16	- 25

- GSU- James McCoy fumble recovery in end zone (Scott Shelton kick)
- GSU- Chris Johnson 49 pass from J.R. Revere (kick failed)
- UM- Chris Snyder 38 FG
- GSU- Adrian Peterson 1 run (Shelton kick)
- UM- Etu Molden 17 pass from John Edwards (kick failed)
- UM- Vince Huntsberger 65 run (kick failed)
- UM- Yo Humphrey 2 run (Humphrey pass from Edwards)
- GSU- Peterson 57 run (Shelton kick)
- UM- Team Safety, Shelton tackled in end zone

Team Stats	GSU	UM
First Downs	14	28
Rushes-Yards	51-277	36-211
Passing Yards	113	276
Passes	5-8-0	29-52-2
Plays-Yards	59-390	88-487
Fumbles-Lost	4-2	2-1
Penalties-Yards	8-60	5-36
Punts-Average	6-39.2	4-28.8
Possession	27:39	32:32



Adrian Peterson rushed for 148 yards and two of Georgia Southern's four touchdowns as it rallied past Montana to win its sixth national championship.

2005: Appalachian State 21, Northern Iowa 16

Dec. 16, 2005, Chattanooga, Tenn.

Appalachian State (12-3) rallied from a 16-7 halftime deficit to post a 21-16 victory over Northern Iowa and claim the 2005 national championship in Chattanooga, Tenn.

Without quarterback Richie Williams, who missed the first half with a severe ankle injury, the Mountaineer offense sputtered and Northern Iowa took advantage as Brian Wingert kicked field goals of 50, 26 yards and 21 yards and David Horn scored from two yards out. Kevin Richardson kept Appalachian State in the game with a five-yard touchdown run.

Richardson's one-yard run in the third quarter closed the game to 16-14. Midway through the fourth quarter, Appalachian State defensive end Marques Murrell stripped the ball from Northern Iowa quarterback Eric Sanders. Jason Hunter scooped up the ball and rambled 15 yards for the game-winning score with 9:14 to play to the delight of the more than 12,000-plus Appalachian State fans that made the trip to Tennessee for the contest.

Murrell and Hunter combined for two sacks down the stretch to snuff out a Northern Iowa rally.

	1Q	2Q	3Q	4Q	F
Appalachian State	0	7	7	7	- 21
Northern Iowa	6	10	0	0	- 16

- UNI- Brian Wingert 50 FG
- UNI- Wingert 26 FG
- APP- Kevin Richardson 5 run (Julian Rauch kick)
- UNI- David Horn 2 run (Wingert kick)
- UNI- Wingert 21 FG
- APP- Richardson 1 run (Rauch kick)
- APP- Jason Hunter 15 fumble recovery (Rauch kick)

Team Stats	APP	UNI
First Downs	18	21
Rushes-Yards	28-46	47-102
Passing Yards	252	181
Passes	19-42-1	17-31-0
Plays-Yards	60-298	78-283
Fumbles-Lost	2-2	3-1
Penalties-Yards	4-40	5-45
Punts-Average	7-41.9	9-37.9
Possession	23:34	36:26



Zach Johnson (10) and Richie Williams (7) celebrate as Appalachian State wrapped up its first national championship with a 21-16 come-from-behind win over Northern Iowa.

2006: Appalachian State 28, Massachusetts 17

Dec. 15, 2006, Chattanooga, Tenn.

Kevin Richardson scored four touchdowns to lead No. 1-ranked Appalachian State (14-1) to a 28-17 victory over No. 3-ranked Massachusetts. Richardson also rushed for 179 of Appalachian State's 285 yards on the ground.

The Minutemen scored on their first possession to take a 7-0 lead when Matt Lawrence scored from 1 yard out. The Mountaineers answered when Richardson burst through the line for a 45-yard score with 1:15 left in the first quarter. Richardson's 6-yard TD run with 49 seconds left in the half gave Appalachian State a 14-7 lead.

Liam Coen connected with Brad Lisorti for a 17-yard score with 4:22 left in the third quarter. Tied 14-14 entering the fourth quarter, Appalachian State took the lead for good when Richardson scored on a four-yard jaunt with 13:22 to go. Following a 42-yard field goal by Chris Koeplin for the Minutemen, Richardson scored again, this time from 2 yards out with 1:51 to go to put the game out of reach.

An overflow crowd of 22,808 were on hand for the contest, including some 15,000 Mountaineers fans on hand to watch Appalachian State repeat as national champion.

	1Q	2Q	3Q	4Q	F
Appalachian State	7	7	0	14	- 28
Massachusetts	7	0	7	3	- 17

- UM- Matt Lawrence 1 run (Chris Koeplin kick)
- APP- Kevin Richardson 45 run (Julian Rauch kick)
- APP- Richardson 6 run (Rauch kick)
- UM- Brad Listorti 17 pass from Liam Coen (Koeplin kick)
- APP- Richardson 4 run (Rauch kick)
- UM- Koeplin 42 FG
- APP- Richardson 2 run (Rauch kick)

Team Stats	APP	UMass
First Downs	24	19
Rushes-Yards	53-285	32-151
Passing Yards	146	221
Passes	12-19-1	20-33-2
Plays-Yards	72-431	65-372
Fumbles-Lost	0-0	0-0
Penalties-Yards	3-15	2-25
Punts-Average	4-31.5	4-44.8
Possession	33:10	26:50



Kevin Richardson rushed for 179 yards and four touchdowns as Appalachian State became just the fifth team to repeat as national champion.

2007: Appalachian State 49, Delaware 21

Dec. 14, 2007, Chattanooga, Tenn.

Three months after Appalachian State (13-2) stunned the college football world with a 34-32 upset at No. 5-ranked Michigan, coach Jerry Moore's team closed the deal with a 49-21 victory over Delaware (11-4) to annex its third consecutive national title.

Armanti Edwards threw for three touchdowns as the Mountaineers built a 21-0 lead and cruised to the win over the Blue Hens to become only the third team to win three straight FCS national crowns.

Kevin Richardson, Devon Moore, Daniel Kilgore and Dexter Jackson all scored first-half touchdowns as the Mountaineers led 28-7 at intermission as most of the 23,010 fans in attendance stood throughout awaiting the three-peat.

Richards caught an 8-yard TD pass late in the third quarter but Delaware's Omar Cuff answered with a touchdown of his own with 54 seconds left in the third quarter. Richardson and Trey Elder scored fourth quarter touchdowns to put the game out of reach.

Edwards completed 9-of-15 passes for 198 yards and rushed for 89 more in the triumph.

	1Q	2Q	3Q	4Q	F
Delaware	0	7	7	7	- 21
Appalachian State	14	14	7	14	- 49

- APP- Kevin Richardson 19 pass from Armanti Edwards (Julian Rauch kick)
- APP- Devon Moore 46 run (Rauch kick)
- APP- Daniel Kilgore fumble recovery in end zone (Rauch kick)
- UD- Mark Duncan 39 pass from Joe Flacco (Jon Striefsky kick)
- APP- Dexter Jackson 60 pass from Edwards (Rauch kick)
- APP- Richardson 8 pass from Edwards (Rauch kick)
- UD- Omar Cuff 1 run (Striefsky kick)
- APP- Richardson 6 run (Rauch kick)
- APP- Trey Elder 53 run (Rauch kick)
- UD- Duncan 75 kickoff return (Striefsky kick)

Team Stats	Del	APP
First Downs	24	26
Rushes-Yards	31-98	51-358
Passing Yards	334	198
Passes	23-48-0	9-15-0
Plays-Yards	79-432	66-556
Fumbles-Lost	0-0	1-0
Penalties-Yards	9-94	9-87
Punts-Average	4-32.8	4-38.2
Possession	27:53	32:07



Armanti Edwards amassed 287 total yards (198 passing, 89 rushing) and threw three touchdown passes in a 49-21 rout of Delaware to lead Appalachian State to its record-breaking third straight FCS title in 2007.

INDIVIDUAL RECORDS

Most points

32, Adrian Peterson (GSU) vs. Massachusetts, 12/4/99
 24, John Bagwell (FUR) vs. Ga. Southern, 12/21/85
 24, Chris Parker (MAR) vs. Delaware, 12/4/93
 24, Randy Moss (MAR) vs. Montana, 12/21/96
 24, Greg Hill (GSU) vs. Florida A&M, 11/29/97
 24, Kevin Richardson (APP) vs. Montana State, 12/2/06
 24, Kevin Richardson (APP) vs. Massachusetts, 12/15/06
 24, Armanti Edwards (APP) vs. Richmond, 12/7/07
 24, Dane Romero (WOF) vs. James Madison, 11/29/08
 24, Jerick McKinnon (GSU) at Old Dominion, 12/8/2012

Yards rushing

333, Adrian Peterson (GSU) vs. Massachusetts, 12/4/99
 316, Jerick McKinnon (GSU) vs. Central Arkansas, 12/1/2012
 313, Armanti Edwards (APP) vs. Richmond, 12/7/07
 264, DeAndre Presley (APP) vs. Western Illinois, 12/4/10
 255, Dominique Swope (GSU) vs. Old Dominion, 12/3/11
 247, Adrian Peterson (GSU) vs. Youngstown State, 12/18/99
 247, Eric Breitenstein (WOF) vs. New Hampshire, 12/1/12
 238, Greg Hill (GSU) vs. Florida A&M, 11/29/97
 236, John Settle (APP) vs. Nicholls State, 11/29/86
 232, Adrian Peterson (GSU) vs. Connecticut, 12/5/98

Rushing attempts

41, Chris Parker (MAR) vs. Troy State, 12/11/93
 40, Chris Parker (MAR) vs. Howard, 12/18/95
 38, Chris Parker (MAR) vs. Boise State, 12/10/94
 37, John Settle (APP) vs. Nicholls State, 11/29/86
 36, Chris Parker (MAR) vs. Middle Tennessee State, 11/26/94
 35, Jimmy Watkins (APP) vs. William & Mary, 12/1/01
 34, Ron Darby (MAR) vs. Appalachian State, 12/12/87
 34, Adrian Peterson (GSU) vs. Delaware, 12/9/00
 33, Chris Parker (MAR) vs. Delaware, 11/27/93
 33, Damon Scott (APP) vs. James Madison, 11/25/95
 33, Adrian Peterson (GSU) vs. Connecticut, 12/5/98
 33, Louis Ivory (FUR) vs. Hofstra, 11/25/00
 33, Louis Ivory (FUR) vs. Western Kentucky, 12/1/01
 33, Terrance McCall (APP) vs. Tennessee State, 11/28/98
 33, Dominique Allen (CIT) at Coastal Carolina, 11/28/15

Touchdowns rushing

5, Adrian Peterson (GSU) vs. Massachusetts, 12/4/99
 4, John Bagwell (FUR) vs. Georgia Southern, 12/21/85
 4, Chris Parker (MAR) vs. Delaware, 12/4/93
 4, Greg Hill (GSU) vs. Northern Arizona, 11/27/99
 4, Jimmy Watkins (APP) vs. William & Mary, 12/1/01
 4, Kevin Richardson (APP) vs. Montana State, 12/2/06
 4, Kevin Richardson (APP) vs. Massachusetts, 12/15/06
 4, Kevin Richardson (APP) vs. Richmond, 12/7/07
 4, Dane Romero (WOF) vs. James Madison, 11/29/08
 4, Jerick McKinnon (GSU) at Old Dominion, 12/8/12

Yards passing

474, Tony Petersen (MAR) vs. Northeast Louisiana, 12/19/87
 449, Eric Kresser (MAR) vs. Delaware, 11/30/96
 433, Armanti Edwards (APP) vs. South Carolina St., 11/29/08
 396, Devlin Hodges (SAM) at Kennesaw State, 11/25/17
 387, Tony Petersen (MAR) vs. James Madison, 11/28/87
 376, Jeff Gilbert (WCU) vs. Colgate, 11/26/83
 373, Jamal Jackson (APP) vs. Illinois State, 12/1/12
 372, Devlin Hodges (SAM) at Youngstown State, 11/26/16
 367, Richie Williams (APP) vs. Southern Illinois, 12/3/05
 363, Michael Payton (MAR) vs. Youngstown State, 12/21/91

Completions

39, Devlin Hodges (SAM) at Kennesaw State, 11/25/17
 33, Jamal Jackson (APP) vs. Illinois State, 12/1/12
 33, Devlin Hodges (SAM) at Youngstown State, 11/26/16
 31, DeAndre Presley (APP) vs. Villanova, 12/11/10
 30, Michael Payton (MAR) vs. Youngstown State, 12/21/91
 29, Greg Ryan (ETSU) vs. Montana, 12/7/96
 29, Armanti Edwards (APP) vs. South Carolina St., 11/29/08
 28, Jeff Gilbert (WCU) vs. Holy Cross, 12/3/83
 28, Tony Petersen (MAR) vs. Northeast Louisiana, 12/19/87
 28, Armanti Edwards (APP) vs. Montana, 12/12/09
 28, Jacob Huesman (UTC) at New Hampshire, 12/12/14

Passing attempts

66, Devlin Hodges (SAM) at Kennesaw State, 11/25/17
 56, DeAndre Presley (APP) vs. Villanova, 12/11/10
 54, Tony Petersen (MAR) vs. Northeast Louisiana, 12/19/87
 54, Armanti Edwards (APP) vs. Montana, 12/12/09
 52, Jeff Gilbert (WCU) vs. Holy Cross, 12/3/83
 51, Greg Ryan (ETSU) vs. Montana, 12/7/96
 51, Devlin Hodges (SAM) at Youngstown State, 11/26/16
 49, Joe Burchette (APP) vs. Montana, 12/9/00
 47, Jeff Gilbert (WCU) vs. Colgate, 11/26/83
 45, Jeff Gilbert (WCU) vs. Furman, 12/10/83
 45, Jamal Jackson (APP) vs. Illinois State, 12/1/12

Touchdown passes

4, Tony Petersen (MAR) vs. James Madison, 11/28/87
 4, Tony Petersen (MAR) vs. Weber State, 12/5/87
 4, Tony Petersen (MAR) vs. Northeast Louisiana, 12/19/87
 4, Eric Kresser (MAR) vs. Montana, 12/21/96
 4, Ingle Martin (FUR) vs. Jacksonville State, 11/27/04
 4, Armanti Edwards (APP) vs. South Carolina St., 11/29/08
 3, Jeff Gilbert (WCU) vs. Colgate, 11/26/83
 3, Jeff Gilbert (WCU) vs. Holy Cross, 12/3/83
 3, Michael Payton (MAR) vs. Northern Iowa, 12/7/91
 3, Todd Donnan (MAR) vs. Middle Tennessee State, 12/5/92
 3, Todd Donnan (MAR) vs. Middle Tennessee State, 11/26/94
 3, Greg Ryan (ETSU) vs. Villanova, 11/30/96
 3, Richie Williams (APP) vs. Southern Illinois, 12/3/05
 3, Armanti Edwards (APP) vs. Coastal Carolina, 11/25/06
 3, Armanti Edwards (APP) vs. Richmond, 12/7/07
 3, Armanti Edwards (APP) vs. Delaware, 12/14/07
 3, Devlin Hodges (SAM) at Youngstown State, 11/26/16

Receptions

13, Sean Price (APP) vs. Illinois State, 12/1/12
 12, Bear Rinehart (FUR) vs. Villanova, 11/30/02
 12, Terrell Hudgins (Elon) vs. Richmond, 11/28/09
 12, Chris Shelling (SAM) at Kennesaw State, 11/25/17
 11, Anthony Stringfield (ETSU) vs. Montana, 12/7/96
 11, Troy Albea (APP) vs. Montana, 12/9/00
 11, Justin Stepp (FUR) vs. Richmond, 12/3/05
 11, Andrew Peacock (APP) vs. Illinois State, 12/1/12
 11, Karel Hamilton (SAM) at Youngstown State, 11/26/16
 11, Kelvin McKnight (SAM) at Youngstown State, 11/26/16

Receiving yards

288, Randy Moss (MAR) vs. Delaware, 11/30/96
 220, Randy Moss (MAR) vs. Montana, 12/21/96
 195, Mike Barber (MAR) vs. Northeast Louisiana, 12/19/87
 189, Troy Brown (MAR) vs. Middle Tennessee State, 12/5/92
 188, Troy Brown (MAR) vs. Eastern Kentucky, 11/28/92
 186, Brian Dowler (MAR) vs. Northern Iowa, 12/7/91
 186, Chris Shelling (SAM) at Kennesaw State, 11/25/17
 177, Troy Albea (APP) vs. Montana, 12/9/00
 167, Terrell Hudgins (Elon) vs. Richmond, 11/28/09
 167, Sean Price (APP) vs. Illinois State, 12/1/12

Touchdowns receiving

4, Randy Moss (MAR) vs. Montana, 12/21/96
 3, Keith Baxter (MAR) vs. Weber State, 12/5/87
 3, Brian Dowler (MAR) vs. Northern Iowa, 12/7/91
 3, Troy Brown (MAR) vs. Middle Tennessee State, 12/5/92
 3, Randy Moss (MAR) vs. Delaware, 11/30/96
 3, Corey Joyner (GSU) vs. Western Illinois, 12/5/98
 3, Kelvin McKnight (SAM) at Youngstown State, 11/26/16
 2, Eric Rasheed (WCU) vs. Colgate, 11/26/83
 2, Eric Rasheed (WCU) vs. Holy Cross, 12/3/83
 2, Troy Douglas (APP) vs. Nicholls State, 11/29/86
 2, Sean Doctor (MAR) vs. James Madison, 11/28/87
 2, Keith Baxter (MAR) vs. Northeast Louisiana, 12/19/87
 2, Troy Brown (MAR) vs. Eastern Kentucky, 11/28/92
 2, Shawn Goodwyn (MAR) vs. Middle Tenn. St., 11/26/94
 2, Anthony Stringfield (ETSU) vs. Villanova, 11/30/96
 2, Jody Wade (MAR) vs. Northern Arizona, 11/30/96
 2, Randy Moss (MAR) vs. Furman, 12/7/96
 2, Isaac West (FUR) vs. Jacksonville State, 11/27/04
 2, Nic Cardwell (APP) vs. Richmond, 12/7/07
 2, Kevin Richardson (APP) vs. Delaware, 12/14/07
 2, Brian Quick (APP) vs. South Carolina State, 11/29/08
 2, Alphonso Stewart (UTC) vs. Weber State, 11/26/16
 2, Andy Schumpert (FUR) at Elon, 11/25/17

Extra-point attempts

10, Chris Chambers (GSU) vs. Northern Arizona, 11/27/99
 8, Kevin Esvail (FUR) vs. Rhode Island, 12/7/85
 8, Tim Openlander (MAR) vs. Delaware, 11/30/96
 8, Julian Rauch (APP) vs. Richmond, 12/7/07
 7, John Mitchell (APP) vs. Weber State, 12/25/87
 7, Tim Openlander (MAR) vs. Furman, 12/7/96
 7, Chris Chambers (GSU) vs. Connecticut, 12/5/98
 7, Scott Shelton (GSU) vs. Florida A&M, 12/1/01
 7, Scott Beckler (FUR) vs. Jacksonville State, 11/27/04
 7, Julian Rauch (APP) vs. Youngstown State, 12/9/06
 7, John Mitchell (APP) vs. Delaware, 12/14/07
 7, Adrian Mora (GSU) vs. Old Dominion, 12/3/11
 7, Alex Hanks (GSU) at Old Dominion, 12/1/12

Field goals made

4, Scott Shelton (GSU) vs. Florida A&M, 12/1/01
 4, Luke Carter (WOF) vs. Elon, 11/24/18
 3, Dean Biasucci (WCU) vs. Furman, 12/10/83
 3, David Merrick (MAR) vs. Eastern Kentucky, 11/28/92
 3, Mark Wright (APP) vs. Montana, 12/9/00
 3, Adrian Mora (GSU) at Wofford, 12/11/10

Field-goal attempts

5, Luke Carter (WOF) vs. Elon, 11/24/18
 4, Dean Biasucci (WCU) vs. Furman, 12/10/83
 4, Bjorn Nittmo (APP) vs. Nicholls State, 11/29/86
 4, Scott Shelton (GSU) vs. Florida A&M, 12/1/01
 4, Adam Shreiner (Elon) vs. Richmond, 11/28/09
 4, Adrian Mora (GSU) at Wofford, 12/11/10
 4, Eric Goins (CIT) at Coastal Carolina, 11/28/15
 4, Cody Clark (CIT) vs. Wofford, 12/3/16
 4, Henrique Ribeiro (UTC) at Sam Houston State, 12/3/16



Marshall's Tony Petersen owns the top single-game FCS Playoff marks in SoCon history in touchdown passes and yards passing, setting both records in 1987. Petersen threw for four touchdowns three times in the playoffs that season, setting the record against James Madison on Nov. 18 and matching it a week later against Weber State. Two weeks after that, Petersen threw another four touchdowns and passed for a SoCon FCS Playoff-record 474 yards against Northeast Louisiana in a 43-42 loss in the title game, obliterating the record of 387 yards he set against JMU.

TEAM RECORDS

Points scored

72, Georgia Southern vs. Northern Arizona, 11/27/99
 60, Georgia Southern vs. Florida A&M, 12/1/01
 59, Furman vs. Rhode Island 12/7/85
 59, Marshall vs. Delaware, 11/30/96
 55, Appalachian State vs. Richmond, 12/7/07
 55, Georgia Southern vs. Old Dominion, 12/3/11
 54, Marshall vs. Furman, 12/7/96
 52, Georgia Southern vs. Florida A&M, 11/29/97
 52, Georgia Southern vs. Connecticut, 12/5/98
 51, Marshall vs. Weber State, 12/5/87

First downs

35, Marshall vs. Middle Tennessee State, 11/26/94
 32, Georgia Southern at Old Dominion, 12/1/12
 30, Georgia Southern vs. Connecticut, 12/5/98
 30, Georgia Southern vs. Hofstra, 12/2/00
 30, Appalachian State vs. South Carolina State, 11/29/08
 29, Georgia Southern vs. Northern Arizona, 11/27/99
 29, Appalachian State vs. Richmond, 12/7/07
 29, Appalachian State vs. Montana, 12/12/09
 29, Chattanooga at Sam Houston State, 12/3/16
 28, Furman vs. Georgia Southern, 12/21/85
 28, Appalachian State vs. Coastal Carolina, 11/25/06
 28, Appalachian State vs. Eastern Washington, 12/1/07
 28, Georgia Southern vs. Old Dominion, 12/3/11
 28, Chattanooga vs. Fordham, 11/28/15
 28, Samford at Kennesaw State, 11/25/17

Total offense

689, Marshall vs. Delaware, 11/30/96
 659, Georgia Southern vs. Northern Arizona, 11/27/99
 655, Georgia Southern vs. Youngstown State, 12/18/99
 632, Georgia Southern at Old Dominion, 12/1/12
 617, Appalachian State vs. Richmond, 12/7/07
 611, Georgia Southern vs. Connecticut, 12/5/98
 607, Georgia Southern vs. Old Dominion, 12/3/11
 595, Georgia Southern vs. Massachusetts, 12/19/98
 586, Furman vs. Eastern Kentucky, 11/24/90
 576, Marshall vs. Northeast Louisiana, 12/19/87

Rushing attempts

78, The Citadel at Coastal Carolina, 11/28/15
 77, Georgia Southern vs. South Carolina State, 11/27/10
 76, Georgia Southern vs. Appalachian State, 12/8/01
 73, Georgia Southern vs. Connecticut, 12/5/98
 72, Wofford vs. Western Kentucky, 12/6/03
 71, Georgia Southern at Old Dominion, 12/1/12
 71, Wofford vs. New Hampshire, 12/1/12
 70, Georgia Southern vs. Hofstra, 12/2/00
 68, Appalachian State vs. James Madison, 11/25/95
 68, Georgia Southern vs. Delaware, 12/9/00

Rushing yards

638, Georgia Southern vs. Youngstown State, 12/18/99
 602, Georgia Southern at Old Dominion, 12/1/12
 557, Georgia Southern vs. Northern Arizona, 11/27/99
 530, Georgia Southern vs. Connecticut, 12/5/98
 524, The Citadel at Coastal Carolina, 11/28/15
 479, Georgia Southern vs. McNeese State, 11/25/00
 477, Georgia Southern vs. Old Dominion, 12/3/11
 470, Georgia Southern vs. Massachusetts, 12/4/99
 457, Georgia Southern vs. Colgate, 11/28/98
 457, Georgia Southern vs. Massachusetts, 12/19/98

Rushing touchdowns

8, Georgia Southern vs. Northern Arizona, 11/27/99
 7, Georgia Southern vs. Colgate, 11/28/98
 7, Georgia Southern vs. Connecticut, 12/5/98
 7, Georgia Southern vs. Youngstown State, 12/18/99
 7, Georgia Southern at Old Dominion, 12/1/12
 6, Georgia Southern vs. Florida A&M, 11/29/97
 6, Appalachian State vs. Youngstown State, 12/9/06
 6, Georgia Southern vs. Old Dominion, 12/3/11
 5, Furman vs. Georgia Southern, 12/21/85
 5, Georgia Southern vs. Massachusetts, 12/19/98
 5, Georgia Southern vs. Massachusetts, 12/4/99
 5, Georgia Southern vs. Massachusetts, 12/4/99
 5, Georgia Southern vs. McNeese State, 11/25/00

5, Georgia Southern vs. Hofstra, 12/2/00
 5, Appalachian State vs. William & Mary, 12/1/01
 5, Furman vs. Villanova, 11/30/02
 5, Wofford vs. Western Kentucky, 12/6/03
 5, Appalachian State vs. Montana State, 12/2/06
 5, Appalachian State vs. Richmond, 12/7/07
 5, Wofford at James Madison, 11/29/08

Passing yards

474, Marshall vs. Northeast Louisiana, 12/19/87
 449, Marshall vs. Delaware, 11/30/96
 433, Appalachian State vs. South Carolina State, 11/29/08
 396, Samford at Kennesaw State, 11/25/17
 387, Marshall vs. James Madison, 11/28/87
 383, Appalachian State vs. Illinois State, 12/12
 376, Western Carolina vs. Holy Cross, 12/3/83
 372, Samford at Youngstown State, 11/26/16
 367, Appalachian State vs. Southern Illinois, 12/3/05
 363, Marshall vs. Youngstown State, 12/21/91

Passing completions

39, Samford at Kennesaw State, 11/25/17
 35, ETSU vs. Montana, 12/7/96
 34, Appalachian State vs. Illinois State, 12/1/12
 33, Samford at Youngstown State, 11/26/16
 31, Appalachian State vs. Villanova, 12/11/10
 30, Marshall vs. Youngstown State, 12/21/91
 30, Marshall vs. Eastern Kentucky, 11/28/92
 29, Appalachian State vs. South Carolina State, 11/29/08
 28, Western Carolina vs. Holy Cross, 12/3/83
 28, Appalachian State vs. Montana, 12/12/09
 28, Chattanooga at New Hampshire, 12/12/14

Passing attempts

66, Samford at Kennesaw State, 11/25/17
 64, ETSU vs. Montana, 12/7/96
 56, Appalachian State vs. Villanova, 12/11/10
 54, Marshall vs. Northeast Louisiana, 12/19/87
 54, Appalachian State vs. Montana, 12/12/09
 52, Western Carolina vs. Holy Cross, 12/3/83
 51, Samford at Youngstown State, 11/26/16
 49, Appalachian State vs. Montana, 12/9/00
 47, Western Carolina vs. Colgate, 11/26/83
 46, Appalachian State vs. Illinois State, 12/1/12



J.J. Wilcox rushed for two touchdowns as Georgia Southern defeated South Carolina State, 41-16, in 2010 in its first playoff game in five seasons.

PRE-FCS HISTORY



SOUTHERN CONFERENCE FOOTBALL BOWL HISTORY

Bowl	Site	Date	SoCon team	Opponent	W/L	Score
Rose	Pasadena, Calif.	Jan. 1, 1926	Alabama	Washington	W	20-19
Rose	Pasadena, Calif.	Jan. 1, 1927	Alabama	Stanford	T	7-7
Rose	Pasadena, Calif.	Jan. 1, 1929	Georgia Tech	California	W	8-7
Rose	Pasadena, Calif.	Jan. 1, 1931	Alabama	Washington State	W	24-0
Rose	Pasadena, Calif.	Jan. 1, 1932	Tulane	Southern California	L	21-12
Rose	Pasadena, Calif.	Jan. 2, 1939	Duke	Southern California	L	7-3
Cotton	Dallas, Texas	Jan. 1, 1940	Clemson	Boston College	W	6-3
Rose	Durham, N.C.	Jan. 1, 1942	Duke	Oregon State	L	20-16
Sugar	New Orleans, La.	Jan. 1, 1945	Duke	Alabama	W	29-26
Gator	Jacksonville, Fla.	Jan. 1, 1946	Wake Forest	South Carolina	W	26-14
Gator	Jacksonville, Fla.	Jan. 1, 1946	South Carolina	Wake Forest	L	26-14
Gator	Jacksonville, Fla.	Jan. 1, 1947	N.C. State	Oklahoma	L	34-13
Sugar	New Orleans, La.	Jan. 1, 1947	North Carolina	Georgia	L	20-10
Sun	El Paso, Texas	Jan. 1, 1947	Virginia Tech	Cincinnati	L	18-6
Dixie	Birmingham, Ala.	Jan. 1, 1947	William & Mary	Arkansas	L	21-19
Delta	Memphis, Tenn.	Jan. 1, 1948	William & Mary	Oklahoma A&M (State)	W	20-0
Gator	Jacksonville, Fla.	Jan. 1, 1948	Maryland	Georgia	T	20-20
Dixie	Birmingham, Ala.	Jan. 1, 1949	Wake Forest	Baylor	L	20-7
Gator	Jacksonville, Fla.	Jan. 1, 1949	Clemson	Missouri	W	24-23
Sugar	New Orleans, La.	Jan. 1, 1949	North Carolina	Oklahoma	L	14-6
Cotton	Dallas, Texas	Jan. 2, 1950	North Carolina	Rice	L	27-13
Gator	Jacksonville, Fla.	Jan. 2, 1950	Maryland	Missouri	W	20-7
Gator	Jacksonville, Fla.	Jan. 1, 1951	Washington & Lee	Wyoming	L	20-7
Orange	Miami, Fla.	Jan. 1, 1951	Clemson	Miami, Fla.	W	15-14
Gator	Jacksonville, Fla.	Jan. 1, 1952	Clemson	Miami, Fla.	L	14-0
Sugar	New Orleans, La.	Jan. 2, 1952	Maryland	Tennessee	W	28-13
Sugar	New Orleans, La.	Jan. 1, 1954	West Virginia	Georgia Tech	L	42-19
Sun	El Paso, Texas	Jan. 1, 1957	George Washington	UTEP	W	13-0
Tangerine	Orlando, Fla.	Dec. 30, 1960	The Citadel	Tennessee Tech	W	27-0
Tangerine	Orlando, Fla.	Dec. 12, 1964	East Carolina	Massachusetts	W	14-13
Liberty	Memphis, Tenn.	Dec. 19, 1964	West Virginia	Utah	L	32-6
Tangerine	Orlando, Fla.	Dec. 11, 1965	East Carolina	Maine	W	31-0
Tangerine	Orlando, Fla.	Dec. 27, 1968	Richmond	Ohio	W	49-42
Tangerine	Orlando, Fla.	Dec. 26, 1969	Davidson	Toledo	L	56-33
Tangerine	Orlando, Fla.	Dec. 28, 1970	William & Mary	Toledo	L	40-12
Tangerine	Orlando, Fla.	Dec. 28, 1971	Richmond	Toledo	L	28-3

Total: 16-18-2

NATIONAL CHAMPIONS

Year	Team	Record	Coach	Organization
1925	Alabama	10-0	Wallace Wade	Helms Athletic Foundation, CFRA
1926	Alabama	9-0-1	Wallace Wade	Helms Athletic Foundation, CFRA
1927	Georgia	9-1-0	George "Kid" Woodruff	Boand System, Poling System
1928	Georgia Tech	10-0	William Alexander	International News Service
1930	Alabama	10-0	Wallace Wade	CFRA

CFRA - College Football Researchers Association

YEAR-BY-YEAR STANDINGS



North Carolina	4	1	0	6	2	1
Richmond	3	2	1	6	3	1
Washington & Lee	2	2	0	4	4	1
NC State	3	3	1	3	7	1
South Carolina	2	2	0	6	4	1
Wake Forest	3	4	1	4	5	1
Virginia Tech	2	3	2	3	5	2
The Citadel	2	3	0	6	5	0
Maryland	1	2	0	2	7	0
Davidson	2	6	0	4	6	0
Furman	0	4	1	2	7	1
William & Mary	0	4	0	3	7	0

1939			CONF			OVERALL			
	W	L	T	W	L	T	W	L	T
Duke	5	0	0	8	1	0	4	0	0
Clemson	4	0	0	9	1	0	5	1	0
North Carolina	5	1	0	8	1	1	6	1	1
VMI	3	1	1	6	3	1	3	1	1
Richmond	3	1	1	7	1	2	3	1	1
Furman	3	3	0	5	4	0	3	3	0
Wake Forest	3	3	0	7	3	0	3	3	0
William & Mary	1	1	1	6	2	1	1	1	1
NC State	2	4	0	2	8	0	2	4	0
Washington & Lee	1	2	0	3	4	1	1	2	0
South Carolina	1	3	0	3	6	1	1	3	0
Virginia Tech	1	4	1	4	5	1	1	4	1
Davidson	1	7	0	2	7	0	1	7	0
Maryland	0	1	0	2	7	0	0	1	0
The Citadel	0	4	0	3	8	0	0	4	0

1940			CONF			OVERALL			
	W	L	T	W	L	T	W	L	T
Clemson	4	0	0	6	2	1	4	0	0
Duke	4	1	0	7	2	0	4	1	0
Wake Forest	4	2	0	7	3	0	4	2	0
William & Mary	2	1	1	6	2	1	2	1	1
North Carolina	3	2	0	6	4	0	3	2	0
Richmond	3	2	0	7	3	0	3	2	0
VMI	3	2	1	7	2	1	3	2	1
Furman	4	3	0	5	4	0	4	3	0
Washington & Lee	1	1	1	2	7	1	1	1	1
Virginia Tech	2	3	0	5	5	0	2	3	0
NC State	3	5	0	3	6	0	3	5	0
Maryland	0	1	1	2	6	1	0	1	1
South Carolina	1	3	0	3	6	0	1	3	0
Davidson	1	5	0	5	5	0	1	5	0
The Citadel	0	4	0	4	5	0	0	4	0

1941			CONF			OVERALL			
	W	L	T	W	L	T	W	L	T
Duke	5	0	0	9	1	0	5	0	0
South Carolina	4	0	1	4	4	1	4	0	1
Clemson	5	1	0	7	2	0	5	1	0
William & Mary	4	1	0	8	2	0	4	1	0
VMI	4	2	0	4	6	0	4	2	0
Virginia Tech	4	2	0	6	4	1	4	2	0
Wake Forest	4	2	1	5	5	1	4	2	1
NC State	3	4	2	4	5	2	3	4	2
Furman	2	3	2	3	4	2	2	3	2
Washington & Lee	1	2	2	1	6	2	1	2	2
North Carolina	2	4	0	3	7	0	2	4	0
Maryland	1	2	0	3	5	1	1	2	0
Davidson	1	5	2	1	6	3	1	5	2
The Citadel	0	2	1	4	3	1	0	2	1
George Washington	0	4	1	1	7	1	0	4	1
Richmond	0	6	0	2	7	0	0	6	0

1942			CONF			OVERALL			
	W	L	T	W	L	T	W	L	T
William & Mary	4	0	0	9	1	1	4	0	0
Virginia Tech	5	1	0	7	2	1	5	1	0
Wake Forest	6	1	1	6	2	1	6	1	1
North Carolina	3	1	1	5	2	2	3	1	1
Duke	3	1	1	5	4	1	3	1	1
NC State	3	1	2	4	4	2	3	1	2
Furman	3	3	0	3	6	0	3	3	0
The Citadel	2	2	0	5	2	0	2	2	0
Clemson	2	3	1	3	6	1	2	3	1
Davidson	2	4	1	2	6	1	2	4	1
VMI	2	4	1	3	5	1	2	4	1
George Washington	2	4	0	3	6	0	2	4	0
Maryland	1	2	0	7	2	0	1	2	0
South Carolina	1	4	0	1	7	1	1	4	0
Richmond	1	5	0	3	6	1	1	5	0
Washington & Lee	0	4	0	1	8	0	0	4	0

1943			CONF			OVERALL			
	W	L	T	W	L	T	W	L	T
Duke	4	0	0	8	1	0	4	0	0
Maryland	2	0	0	4	5	0	2	0	0
South Carolina	2	1	0	5	2	0	2	1	0
Wake Forest	3	2	0	4	5	0	3	2	0
North Carolina	2	2	0	6	3	0	2	2	0
Richmond	1	1	0	6	1	0	1	1	0
Clemson	2	3	0	2	6	0	2	3	0
VMI	2	3	0	2	6	0	2	3	0
NC State	1	4	0	3	6	0	1	4	0
Davidson	0	3	0	0	5	0	0	3	0

1944			CONF			OVERALL			
	W	L	T	W	L	T	W	L	T
Duke	4	0	0	6	4	0	4	0	0
Wake Forest	6	1	0	8	1	0	6	1	0
Clemson	3	1	0	4	5	0	3	1	0
NC State	3	1	0	7	2	0	3	1	0
William & Mary	2	1	1	5	2	1	2	1	1
Maryland	1	1	0	1	7	1	1	1	0
South Carolina	1	3	0	3	4	2	1	3	0
VMI	1	5	0	1	8	0	1	5	0
North Carolina	0	3	1	1	7	1	0	3	1
Richmond	0	4	0	2	6	0	0	4	0

1945			CONF			OVERALL			
	W	L	T	W	L	T	W	L	T
Duke	4	0	0	6	2	0	4	0	0
Wake Forest	4	1	1	5	3	1	4	1	1
William & Mary	4	2	0	6	3	0	4	2	0
Clemson	2	1	1	6	3	1	2	1	1
Maryland	3	2	0	6	2	1	3	2	0
VMI	3	2	0	5	4	0	3	2	0
North Carolina	2	2	0	5	5	0	2	2	0
NC State	2	4	0	3	6	0	2	4	0
Virginia Tech	2	5	0	2	6	0	2	5	0
South Carolina	0	3	2	2	4	3	0	3	2
Richmond	0	4	0	2	6	0	0	4	0

1946			CONF			OVERALL			
	W	L	T	W	L	T	W	L	T
North Carolina	4	0	1	8	2	1	4	0	1
William & Mary	7	1	0	8	2	0	7	1	0
NC State	6	1	0	8	3	0	6	1	0
South Carolina	4	2	0	5	3	0	4	2	0
Duke	3	2	0	4	5	0	3	2	0
Richmond	3	2	2	6	2	2	3	2	2
Virginia Tech	3	3	3	3	4	3	3	3	3
VMI	2	3	1	4	5	1	2	3	1
George Washington	1	1	0	4	3	0	1	1	0
Clemson	2	3	0	4	5	0	2	3	0
Wake Forest	2	3	0	6	3	0	2	3	0
Maryland	2	5	0	3	6	0	2	5	0
Furman	1	4	0	2	8	0	1	4	0
Washington & Lee	1	4	0	2	6	0	1	4	0
The Citadel	1	5	0	3	5	0	1	5	0
Davidson	1	5	0	4	5	0	1	5	0

1947			CONF			OVERALL			
	W	L	T	W	L	T	W	L	T
William & Mary	7	1	0	9	2	0	7	1	0
North Carolina	4	1	0	8	2	0	4	1	0
South Carolina	4	1	1	6	2	1	4	1	1
Duke	3	1	1	4	3	2	3	1	1
Washington & Lee	3	2	0	5	5	0	3	2	0
Maryland	3	2	1	7	2	2	3	2	1
NC State	3	2	1	5	3	1	3	2	1
Virginia Tech	4	3	0	4	5	0	4	3	0
Davidson	3	3	1	6	3	1	3	3	1
Wake Forest	3	4	0	6	4	0	3	4	0
VMI	2	3	1	3	5	1	2	3	1
Clemson	1	3	0	4	5	0	1	3	0
The Citadel	1	4	0	3	5	0	1	4	0
Furman	1	4	0	2	7	0	1	4	0
Richmond	1	5	0	3	7	0	1	5	0
George Washington	0	4	0	1	7	1	0	4	0

1948			CONF			OVERALL			
	W	L	T	W	L	T	W	L	T
Clemson	5	0	0	11	0	0	5	0	0
North Carolina	4	0	1	9	1	1	4	0	1
VMI	5	1	0	6	3	0	5	1	0
William & Mary	5	1	1	7	2	2	5	1	1
Wake Forest	5	2	0	6	4	0	5	2	0
Maryland	4	2	0	6	4	0	4	2	0
Duke	3	2	1	4	3	2	3	2	1
Richmond	3	3	1	5	3	2	3	3	1
Washington & Lee	2	2	0	4	6	0	2	2	0

Furman	2	4	0	2	6	1
George Washington	2	4	0	4	6	0
Davidson	2	5	0	3	5	1
South Carolina	1	3	0	3	5	0
NC State	1	4	1	3	6	1
Virginia Tech	0	6	1	0	8	1
The Citadel	0	5	0	2	7	0

1949			CONF			OVERALL			
	W	L	T	W	L	T	W	L	T
North Carolina	5	0	0	7	4	0	5	0	0
Maryland	4	0	0	9	1	0	4	0	0
Washington & Lee	3	1	1	3	5	1	3	1	1
Duke	4	2	0	6	3	0	4	2	0
William & Mary	4	2	0	6	4	0	4	2	0
VMI	3	2	1	3	5	1	3	2	1
The Citadel	2	2	0	4	5	0	2	2	0
Clemson	2	2	0	4	4	2	2	2	0
Furman	3	3	0	3	6	0	3	3	0
South Carolina	3	3	0	4	6	0	3	3	0
Wake Forest	3	3	0	4	6	0	3	3	0
George Washington	2	3	0	4	5	0	2	3	0
NC State	3								



YEAR-BY-YEAR STANDINGS

#SoConFB

George Washington	4	2	0	5	3	1
Virginia Tech	4	2	0	6	4	0
Furman	2	2	0	5	4	1
Richmond	3	4	1	3	6	1
Davidson	1	3	0	3	5	0
William & Mary	1	5	0	2	8	0
West Virginia	0	2	1	0	8	2

1961						
CONF	OVERALL					
W L T	W L T					
The Citadel	5	1	0	7	3	0
Richmond	5	2	0	5	5	0
VMI	4	2	0	6	4	0
West Virginia	2	1	0	4	6	0
Furman	2	2	0	7	3	0
George Washington	3	4	0	3	6	0
Virginia Tech	2	3	0	4	5	0
Davidson	1	4	0	4	4	0
William & Mary	1	6	0	1	9	0

1962						
CONF	OVERALL					
W L T	W L T					
VMI	6	0	0	6	4	0
West Virginia	4	0	0	8	2	0
Richmond	3	2	0	6	3	0
William & Mary	4	3	1	4	5	1
Furman	2	2	0	4	6	0
Virginia Tech	2	3	0	5	5	0
The Citadel	1	4	0	3	7	0
George Washington	1	5	0	3	7	0
Davidson	0	4	1	3	5	1

1963						
CONF	OVERALL					
W L T	W L T					
Virginia Tech	5	0	0	8	2	0
West Virginia	3	1	0	4	6	0
VMI	3	1	2	3	5	2
Furman	3	2	0	7	3	0
William & Mary	4	4	0	4	6	0
Richmond	2	2	1	3	6	1
The Citadel	2	4	0	4	6	0
George Washington	1	5	0	2	7	0
Davidson	0	4	1	1	5	2

1964						
CONF	OVERALL					
W L T	W L T					
West Virginia	5	0	0	7	4	0
Virginia Tech	3	1	0	6	4	0
George Washington	3	2	0	5	4	0
The Citadel	4	3	0	4	6	0
William & Mary	4	3	0	4	6	0
Richmond	2	4	0	3	7	0
Davidson	1	3	0	3	6	0
Furman	1	4	0	3	7	0
VMI	1	4	0	1	9	0
East Carolina	0	0	0	9	1	0

1965						
CONF	OVERALL					
W L T	W L T					
West Virginia	4	0	0	6	4	0
William & Mary	5	1	0	6	4	0
East Carolina	3	1	0	9	1	0
VMI	3	2	0	3	7	0
George Washington	4	3	0	5	5	0
Davidson	2	3	0	6	4	0
Furman	2	3	0	5	5	0
The Citadel	2	6	0	2	8	0
Richmond	0	6	0	0	10	0

1966						
CONF	OVERALL					
W L T	W L T					
East Carolina	4	1	1	4	5	1
William & Mary	4	1	1	5	4	1
West Virginia	3	1	1	3	5	2
George Washington	4	3	0	4	6	0
Davidson	2	3	0	4	5	0
The Citadel	3	5	0	4	6	0
Richmond	2	4	0	2	8	0
Furman	1	4	0	3	7	1
VMI	1	4	0	2	8	0

1967						
CONF	OVERALL					
W L T	W L T					
West Virginia	4	0	1	5	4	1
East Carolina	4	1	0	8	2	0
Richmond	5	2	0	5	5	0
William & Mary	2	2	1	5	4	1
VMI	2	3	0	6	4	0
Furman	2	3	0	5	5	0

The Citadel	2	4	0	5	5	0
Davidson	1	5	0	4	5	0

1968						
CONF	OVERALL					
W L T	W L T					
Richmond	6	0	0	8	3	0
The Citadel	4	2	0	5	5	0
East Carolina	2	2	0	4	6	0
William & Mary	2	2	0	3	7	0
Davidson	1	3	0	3	6	0
VMI	1	3	0	1	9	0
Furman	0	4	0	1	9	0

1969						
CONF	OVERALL					
W L T	W L T					
Davidson	5	1	0	7	4	0
Richmond	5	1	0	6	4	0
The Citadel	4	2	0	7	3	0
William & Mary	2	2	0	3	7	0
East Carolina	1	3	0	2	7	0
Furman	0	4	0	1	8	1
VMI	0	4	0	0	10	0

1970						
CONF	OVERALL					
W L T	W L T					
William & Mary	3	1	0	5	7	0
The Citadel	4	2	0	5	6	0
Furman	3	2	0	8	3	0
East Carolina	2	2	0	3	8	0
Richmond	3	3	0	4	6	0
Davidson	2	4	0	2	8	0
VMI	1	4	0	1	10	0

1971						
CONF	OVERALL					
W L T	W L T					
Richmond	5	1	0	5	6	0
William & Mary	4	1	0	5	6	0
The Citadel	4	2	0	8	3	0
East Carolina	3	2	0	4	6	1
Furman	2	3	0	5	5	1
VMI	1	4	0	1	10	0
Davidson	0	6	0	1	9	0
Appalachian State	0	0	0	7	3	1

1972						
CONF	OVERALL					
W L T	W L T					
East Carolina	6	0	0	9	2	0
Richmond	5	1	0	6	4	0
William & Mary	4	2	0	5	6	0
The Citadel	4	3	0	5	6	0
Davidson	2	3	1	3	7	1
VMI	1	5	0	2	9	0
Furman	1	6	0	2	9	0
Appalachian State	0	3	1	5	5	1

1973						
CONF	OVERALL					
W L T	W L T					
East Carolina	7	0	0	9	2	0
Richmond	5	1	0	8	2	0
William & Mary	3	2	0	6	5	0
Furman	3	3	0	7	4	0
Appalachian State	2	2	0	3	7	1
VMI	2	4	0	2	9	0
Davidson	1	6	0	2	8	0
The Citadel	1	6	0	3	8	0

1974						
CONF	OVERALL					
W L T	W L T					
VMI	5	1	0	7	4	0
Appalachian State	4	1	0	6	5	0
East Carolina	3	3	0	7	4	0
Richmond	3	3	0	6	4	0
The Citadel	3	4	0	4	7	0
William & Mary	2	3	0	4	7	0
Furman	2	4	0	5	6	0
Davidson	0	3	0	2	7	0

1975						
CONF	OVERALL					
W L T	W L T					
Richmond	5	1	0	5	6	0
East Carolina	4	2	0	8	3	0
Appalachian State	3	2	0	8	3	0
The Citadel	4	3	0	6	5	0
William & Mary	2	3	0	2	9	0
Furman	2	4	0	5	5	1
VMI	2	4	0	3	8	0
Davidson	0	3	0	1	8	0

1976						
CONF	OVERALL					
W L T	W L T					
East Carolina	4	1	0	9	2	0
William & Mary	3	2	0	7	4	0
Appalachian State	2	2	1	6	4	1
Furman	2	2	1	6	4	1
VMI	2	3	0	5	5	0
The Citadel	1	4	0	6	5	0
Davidson	0	0	0	2	6	1
Marshall	0	0	0	3	7	0
Chattanooga	0	0	0	6	4	1
Western Carolina	0	0	0	6	4	0

1977						
CONF	OVERALL					
W L T	W L T					
Chattanooga	4	1	0	9	1	0
VMI	4	1	0	7	4	0
The Citadel	3	2	0	5	6	0
Furman	3	2	1	4	5	2
Western Carolina	2	2	1	6	4	1
Appalachian State	1	4	0	2	9	0
Marshall	0	5	0	2	9	0
Davidson	0	0	0	4	6	0

1978						
CONF	OVERALL					
W L T	W L T					
Furman	4	1	0	8	3	0
Chattanooga	4	1	0	7	3	1
Appalachian State	4	2	0	7	4	0
Western Carolina	4	2	0	6	5	0
The Citadel	2	3	0	5	6	0
VMI	1	4	0	3	8	0
Marshall	0	5	0	1	10	0
Davidson	0	0	0	5	5	0
ETSU	0	0	0	4	7	0

1979						
CONF	OVERALL					
W L T	W L T					
Chattanooga	5	1	0	9	2	0
VMI	4	1	0	6	4	0
The Citadel	4	2	0	6	5	0
Furman	4	3	0	5	6	0
Appalachian State	3	4	0	3	8	0
ETSU	2	3	0	7	4	0
Western Carolina	2	4	0	6	5	0
Marshall	0	6	0	1	10	0
Davidson	0	0	0	6	4	0

1980						
CONF	OVERALL					
W L T	W L T					
Furman	7	0	0	9	1	1
Chattanooga	5	2	0	8	3	0
Appalachian State	4	2	1	6	4	1
The Citadel	3	2	0	7	4	0
Western Carolina	2	4	1	3	7	1
VMI	1	4	1	3	7	1
ETSU	1	4	0	2	9	0
Marshall	0	5	1	2	8	1
Davidson	0	0	0	5	5	0

1981						
CONF	OVERALL					
W L T	W L T					
Furman	5	2	0	8	3	0
VMI	3	1	1	6	3	1
ETSU	4	2	0	6	5	0
The Citadel	3	2	1	7	3	1
Chattanooga	3	2	1	7	3	1
Western Carolina	3	4	0	4	7	0
Appalachian State	1	5	1	3	7	1
Marshall	1	5	0	2	9	0
Davidson	0	0	0	4	6	0

1982						
CONF	OVERALL					
W L T	W L T					
Furman	6	1	0	9	3	0
Chattanooga	5	1	0	7	4	0
Western Carolina	4	2	0	6	5	0
The Citadel	3	4	0	5	6	0
Appalachian State	3	4	0	4	7	0
VMI	2	3	0	5	6	0
ETSU	2	5	0	2	9	0
Marshall	1	6	0	3	8	0
Davidson	0	0	0	3	7	0

1983						
CONF	OVERALL					
W L T	W L T					
Furman	6	0	1	10	2	1
Western Carolina	5	0	1	11	3	1
Chattanooga	5	2	0	7	4	0

Appalachian State	4	3	
-------------------	---	---	--

YEAR-BY-YEAR STANDINGS



Year	CONF		OVERALL	
	W	L	W	L
1991	6	1	8	4
Appalachian State	5	2	11	4
Marshall	5	2	7	4
The Citadel	4	3	7	4
Furman	4	3	7	4
Chattanooga	2	5	4	7
VMI	2	5	2	9
Western Carolina	0	7	1	10
ETSU				
1992	6	1	11	2
The Citadel	5	2	12	3
Marshall	5	2	7	5
Appalachian State	5	2	7	4
Western Carolina	4	3	6	5
Furman	2	5	5	6
ETSU	1	6	3	8
VMI	0	7	2	9
Chattanooga				
1993	7	1	10	3
Georgia Southern	6	2	11	4
Marshall	5	3	6	5
Western Carolina	4	4	5	5
Furman	4	4	5	6
The Citadel	4	4	4	7
Appalachian State	3	5	5	6
ETSU	2	6	4	7
Chattanooga	1	7	1	10
VMI				
1994	7	1	12	2
Marshall	6	2	9	4
Appalachian State	5	3	6	5
Georgia Southern	5	3	6	5
Western Carolina	4	4	6	5
The Citadel	4	4	6	5
ETSU	2	6	3	8
Furman	2	6	3	8
Chattanooga	1	7	1	10
VMI				
1995	8	0	12	1
Marshall	7	1	12	3
Appalachian State	5	3	9	4
Georgia Southern	5	3	6	5
Furman	4	4	4	7
ETSU	3	5	4	7
VMI	2	6	4	7
Chattanooga	2	6	3	7
Western Carolina	0	8	2	9
The Citadel				
1996	8	0	15	0
Marshall	7	1	10	3
ETSU	6	2	9	4
Furman	5	3	7	4
Appalachian State	3	5	4	7
The Citadel	2	6	4	7
Georgia Southern	2	6	3	8
VMI	2	6	3	8
Chattanooga	1	7	4	7
Western Carolina				
1997	7	1	10	3
Georgia Southern	6	2	7	4
Appalachian State	5	3	7	4
ETSU	5	3	7	4
Furman	4	4	6	5
The Citadel	4	4	7	4
Chattanooga	3	5	3	8
Western Carolina	2	6	3	7
Wofford	0	8	0	11
VMI				
1998	8	0	14	1
Georgia Southern	6	2	10	3
Appalachian State	5	3	6	5
Western Carolina	4	4	5	6
Chattanooga	4	4	5	6
The Citadel				

ETSU	3	5	4	7
Wofford	3	5	4	7
Furman	3	5	5	6
VMI	0	8	1	10
1999	7	1	13	2
Georgia Southern	7	1	9	3
Appalachian State	7	1	9	3
Furman	5	3	6	5
Wofford	4	4	6	5
ETSU	3	5	5	6
Chattanooga	2	6	3	8
Western Carolina	1	7	2	9
The Citadel	0	8	1	10
VMI				
2000	7	1	13	2
Georgia Southern	6	2	10	4
Appalachian State	6	2	9	3
Furman	6	2	9	3
Wofford	5	3	7	4
ETSU	4	4	6	5
Chattanooga	3	5	5	6
Western Carolina	3	5	4	7
The Citadel	1	7	2	9
VMI	1	7	2	9
2001	7	1	12	2
Furman	7	1	12	2
Georgia Southern	6	2	9	4
Appalachian State	6	2	9	4
Western Carolina	5	3	7	4
ETSU	4	4	6	5
Wofford	3	5	4	7
The Citadel	2	6	3	7
Chattanooga	1	7	3	8
VMI	1	7	1	10
2002	7	1	11	3
Georgia Southern	6	2	9	3
Wofford	6	2	8	4
Appalachian State	6	2	8	4
Furman	6	2	8	4
VMI	3	5	6	6
Western Carolina	3	5	5	6
ETSU	2	6	4	8
Chattanooga	2	6	2	10
The Citadel	1	7	3	9
2003	8	0	12	2
Wofford	6	2	7	4
Appalachian State	6	2	7	4
Georgia Southern	5	3	7	4
Furman	4	4	6	5
The Citadel	4	4	6	5
Western Carolina	3	5	5	7
Chattanooga	3	5	3	9
ETSU	2	6	5	7
Elon	1	7	2	10
2004	6	1	10	3
Furman	6	1	9	3
Georgia Southern	4	3	8	3
Wofford	4	3	6	5
Appalachian State	4	3	6	5
Western Carolina	2	5	4	7
The Citadel	2	5	3	7
Elon	2	5	3	8
Chattanooga	2	5	2	9
2005	6	1	12	3
Appalachian State	5	2	11	3
Furman	5	2	8	4
Georgia Southern	4	3	5	4
Western Carolina	4	3	6	5
Chattanooga	3	4	6	5
Wofford	3	4	6	5
The Citadel	2	5	4	7
Elon	0	7	3	8

2006	7	0	14	1
Appalachian State	6	1	8	4
Furman	5	2	7	4
Wofford	4	3	5	6
The Citadel	2	5	5	6
Elon	2	5	3	8
Chattanooga	2	5	3	8
Georgia Southern	2	5	3	8
Western Carolina	0	7	2	9
2007	5	2	13	2
Appalachian State	5	2	9	4
Wofford	5	2	9	4
The Citadel	4	3	7	4
Elon	4	3	7	4
Georgia Southern	4	3	7	4
Furman	4	3	6	5
Chattanooga	2	5	2	9
Western Carolina	0	7	1	10
2008	8	0	11	3
Appalachian State	7	1	9	3
Wofford	6	2	8	4
Elon	4	4	7	5
Furman	4	4	6	5
Georgia Southern	4	4	6	5
Samford	4	4	6	5
The Citadel	2	6	4	8
Western Carolina	1	7	3	9
Chattanooga	0	8	1	11
2009	8	0	11	3
Appalachian State	7	1	9	3
Elon	5	3	6	5
Furman	5	3	6	5
Chattanooga	4	4	6	5
Georgia Southern	4	4	5	6
Samford	3	5	5	6
The Citadel	2	6	4	7
Wofford	2	6	3	8
Western Carolina	1	7	2	9
2010	7	1	10	3
Appalachian State	7	1	10	3
Wofford	5	3	10	5
Georgia Southern	5	3	6	5
Elon	5	3	6	5
Chattanooga	5	3	6	5
Furman	3	5	5	6
Samford	2	6	4	7
The Citadel	1	7	3	8
Western Carolina	1	7	2	9
2011	7	1	11	3
Georgia Southern	6	2	8	4
Appalachian State	6	2	8	4
Wofford	5	3	6	5
Furman	4	4	6	5
Samford*	3	5	5	6
Chattanooga	3	5	5	6
Elon	3	5	5	6
The Citadel	2	5	4	7
Western Carolina	0	8	1	10
* All wins vacated in summer of 2016				
2012	6	2	10	4
Georgia Southern	6	2	9	4
Wofford	6	2	8	4
Appalachian State	6	2	8	4
The Citadel	5	3	7	4
Samford*	5	3	7	4
Chattanooga	5	3	6	5
Furman	2	6	3	8
Elon	1	7	3	8
Western Carolina	0	8	1	10
* All wins vacated in summer of 2016				
2013	6	2	8	4
Chattanooga	6	2	8	5
Samford*	6	2	8	5
Furman	6	2	8	6

Wofford	4	4	5	6
The Citadel	4	4	5	7
Elon	1	7	2	10
Western Carolina	1	7	2	10
Georgia Southern^	4	4	7	4
Appalachian State^	4	4	4	8
* Six SoCon wins vacated in summer of 2016				
^ Teams ineligible for SoCon title				
2014	7	0	10	4
Chattanooga	5	2	7	4
Samford	5	2	7	5
Western Carolina	4	3	6	5
Wofford	3	4	5	7
The Citadel	2	5	3	9
Furman	1	6	6	6
Mercer	1	6	2	10
VMI				
2015	6	1	9	4
Chattanooga	6	1	9	4
The Citadel	5	2	7	4
Western Carolina	3	4	6	5
Samford	3	4	5	6
Wofford	2	5	5	6
Mercer	2	5	4	7
Furman	1	6	2	9
VMI				
2016	8	0	10	2
The Citadel	6	2	10	4
Wofford	6	2	9	4
Chattanooga	5	3	7	5
Samford	4	4	6	5
Mercer	3	5	3	8
Furman	2	6	5	6
ETSU	1	7	3	8
VMI	1	7	2	9
Western Carolina				
2017	7	1	10	3
Wofford	6	2	8	4
Samford	6	2	8	5
Furman	5	3	7	5
Western Carolina	4	4	5	6
Mercer	3	5	5	6
The Citadel	3	5	3	8
Chattanooga	2	6	4	7
ETSU	0	8	0	11
VMI				
2018	6	2	9	3
Wofford	6	2	8	4
ETSU	6	2	6	4
Furman	5	3	6	5
Samford	4	4	6	5
Chattanooga	4	4	5	6
Mercer	4	4	4	6
The Citadel	1	7	3	8
Western Carolina	0	8	1	10
VMI				
2019	7	1	8	4
Wofford	6	2	8	5
Furman	5	3	6	6
Chattanooga	4	4	6	6
The Citadel	4	4	5	7
Samford	4	4	5	7
VMI	3	5	4	8
Mercer	2	6	3	9
Western Carolina	1	7	3	9
ETSU				

SoConSPORTS.COM



SOCON FOOTBALL CHAMPIONS

#SoConFB

Year	School	W	L	T	Pct.
1933	Duke	4	0	0	1.000
1934	Washington & Lee	4	0	0	1.000
1935	Duke	5	0	0	1.000
1936	Duke	7	0	0	1.000
1937	Maryland	2	0	0	1.000
1938	Duke	5	0	0	1.000
1939	Duke	5	0	0	1.000
1940	Clemson	4	0	0	1.000
1941	Duke	5	0	0	1.000
1942	William & Mary	4	0	0	1.000
1943	Duke	4	0	0	1.000
1944	Duke	4	0	0	1.000
1945	Duke	4	0	0	1.000
1946	North Carolina	4	0	1	.900
1947	William & Mary	7	1	0	.875
1948	Clemson	5	0	0	1.000
1949	North Carolina	5	0	0	1.000
1950	Washington & Lee	6	0	0	1.000
1951	Maryland	5	0	0	1.000
	VMI	5	0	0	1.000
1952	Duke	5	0	0	1.000
1953	West Virginia	4	0	0	1.000
1954	West Virginia	3	0	0	1.000
1955	West Virginia	4	0	0	1.000
1956	West Virginia	5	0	0	1.000
1957	VMI	6	0	0	1.000
1958	West Virginia	4	0	0	1.000
1959	VMI	6	0	1	.929
1960	VMI	4	1	0	.800
1961	The Citadel	5	1	0	.833
1962	VMI	6	0	0	1.000
1963	Virginia Tech	5	0	0	1.000
1964	West Virginia	5	0	0	1.000
1965	West Virginia	4	0	0	1.000
1966	East Carolina	4	1	1	.750
	William & Mary	4	1	1	.750
1967	West Virginia	4	0	1	.900
1968	Richmond	6	0	0	1.000
1969	Davidson	5	1	0	.833
	Richmond	5	1	0	.833
1970	William & Mary	3	1	0	.750
1971	Richmond	5	1	0	.833
1972	East Carolina	7	0	0	1.000
1973	East Carolina	7	0	0	1.000
1974	VMI	5	1	0	.833
1975	Richmond	5	1	0	.833
1976	East Carolina	4	1	0	.800
1977	Chattanooga	4	1	0	.800
	VMI	4	1	0	.800
1978	Furman	4	1	0	.800
	Chattanooga	4	1	0	.800
1979	Chattanooga	5	1	0	.833
1980	Furman	7	0	0	1.000
1981	Furman	5	2	0	.714
1982	Furman	6	1	0	.857
1983	Furman	6	0	1	.929
1984	Chattanooga	5	1	0	.833
1985	Furman	6	0	0	1.000
1986	Appalachian State	6	0	1	.929
1987	Appalachian State	7	0	0	1.000
1988	Furman	6	1	0	.857
	Marshall	6	1	0	.857
1989	Furman	7	0	0	1.000
1990	Furman	6	1	0	.857
1991	Appalachian State	6	1	0	.857
1992	The Citadel	6	1	0	.857
1993	Georgia Southern	7	1	0	.875
1994	Marshall	7	1	0	.875

Year	School	W	L	T	Pct.
1995	Appalachian State	8	0	0	1.000
1996	Marshall	8	0	0	1.000
1997	Georgia Southern	7	1	0	.875
1998	Georgia Southern	8	0	0	1.000
1999	Appalachian State	7	1	0	.875
	Furman	7	1	0	.875
	Georgia Southern	7	1	0	.875
2000	Georgia Southern	7	1	0	.875
2001	Furman	7	1	0	.875
	Georgia Southern	7	1	0	.875
2002	Georgia Southern	7	1	0	.875
2003	Wofford	8	0	0	1.000
2004	Furman	6	1	0	.857
	Georgia Southern	6	1	0	.857
2005	Appalachian State	6	1	0	.857
2006	Appalachian State	7	0	0	1.000
2007	Appalachian State	5	2	0	.714
	Wofford	5	2	0	.714
2008	Appalachian State	8	0	0	1.000
2009	Appalachian State	8	0	0	1.000
2010	Appalachian State	7	1	0	.875
	Wofford	7	1	0	.875
2011	Georgia Southern	7	1	0	.875
2012	Appalachian State	6	2	0	.750
	Georgia Southern	6	2	0	.750
	Wofford	6	2	0	.750
2013	Furman	6	2	0	.750
	Samford*	6	2	0	.750
	Chattanooga	6	2	0	.750
2014	Chattanooga	7	0	0	1.000
2015	The Citadel	6	1	0	.857
	Chattanooga	6	1	0	.857
2016	The Citadel	8	0	0	1.000
2017	Wofford	7	1	0	.875
2018	ETSU	6	2	0	.750
	Furman	6	2	0	.750
	Wofford	6	2	0	.750
2019	Wofford	7	1	0	.875

* vacated in summer of 2016

All-time Southern Conference championships

Total	O/S	School
14	7/7	Furman
12	8/4	Appalachian State
10	10/0	Duke
10	6/4	Georgia Southern
8	8/0	West Virginia
7	3/4	Chattanooga
7	5/2	VMI
7	3/4	Wofford
4	3/1	The Citadel
4	3/1	East Carolina
4	3/1	Richmond
4	3/1	William & Mary
3	2/1	Marshall
2	2/0	Clemson
2	1/1	Maryland
2	2/0	North Carolina
2	2/0	Washington & Lee
1	0/1	Davidson
1	0/1	ETSU
1*	0/1	Samford
1	1/0	Virginia Tech

O/S = outright/shared

* 2013 shared title vacated in summer of 2016