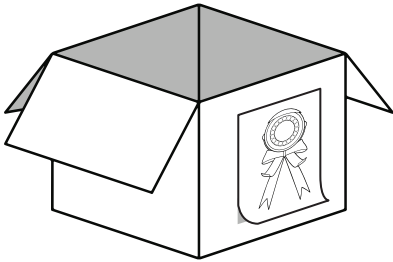




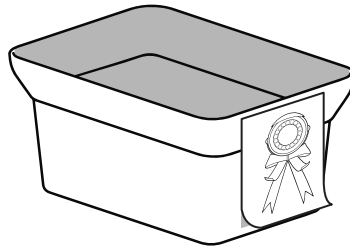
MAGIC SNOWMOBILE

PROJECT OVERVIEW

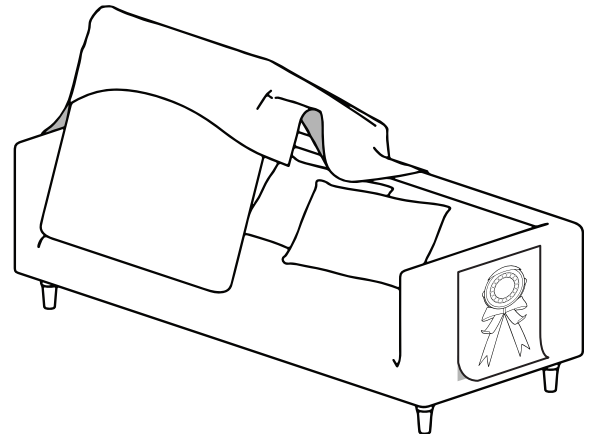
CHOOSE ONE



Cardboard box



Plastic tub



Couch fort

INSTRUCTIONS:

1. Make sure you've updated to the latest version of Instagram on your phone.
2. Print your Magic Snowmobile headlight on a piece of letter- or A4-size paper. Stick your headlight on the front of a box, tub, couch, or chair to make your very own magic snowmobile. Make sure that your headlight is facing straight-ahead, not tilting up or down.
3. Visit **HPMagicPrintables.com** on your phone to bring the magic snowmobile to life on Instagram! To record your video, press and hold the circular button with the snowflake on it at the bottom of the screen. Make sure to keep recording for a few seconds to meet the surprise visitor!

