

PRINTABLE BASKET-WEAVE DANISH HEART ENVELOPE

Write a poem to someone you love. Choose a rhyme structure to guide your writing (visit [Rhymezone](#) site for hints and help!).




ASSEMBLY INSTRUCTIONS

 _____ Cut on this line

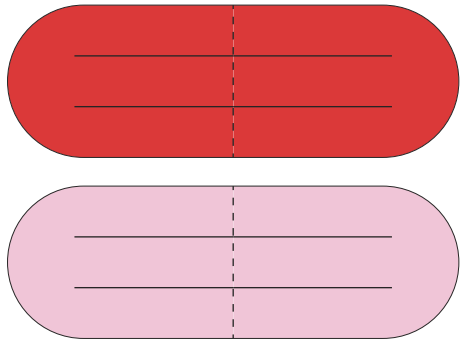
- - - - - Fold on this line

YOU WILL NEED:

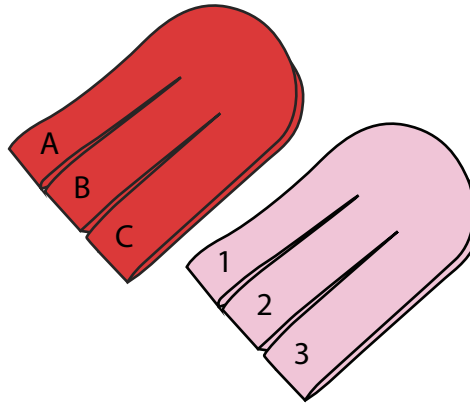
 Scissors



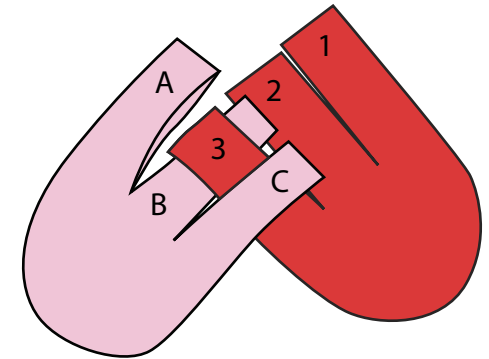
PRINTABLE BASKET-WEAVE DANISH HEART ENVELOPE INSTRUCTIONS



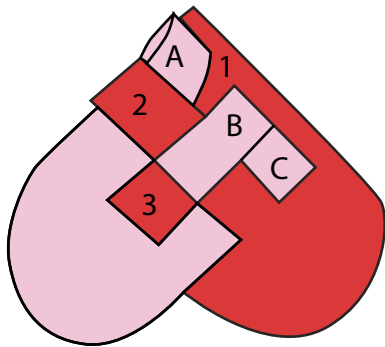
1. Print out pages 3 and 4.
2. Fold the Danish Heart Cut Outs (A + B) in half.




3. Cut on the dash lines on both of the cut outs while it is folded in half.




4. Weave the paper as shown above. The first strip (3) will go inside A, over B and inside C.




5. The second strip (2) will go over A, inside B and over C.




6. The third strip (3) will go inside A, over B and inside C.



DANISH HEART CUT OUT A





DANISH HEART CUT OUT B

