



# Instructions for card and envelope


1. Print card and envelop on plain paper. No need to "scale to fit" in the printer's settings.



2. Fold card page in half.

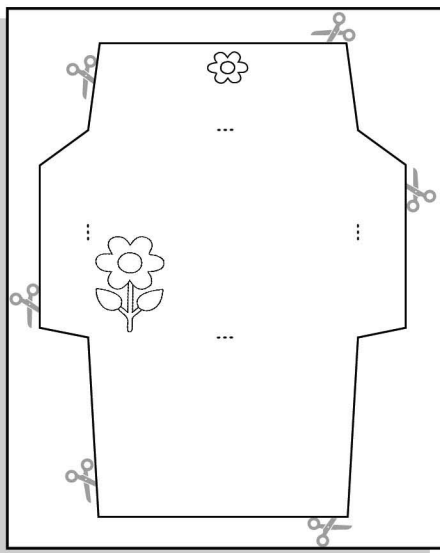


3. Fold in half again.

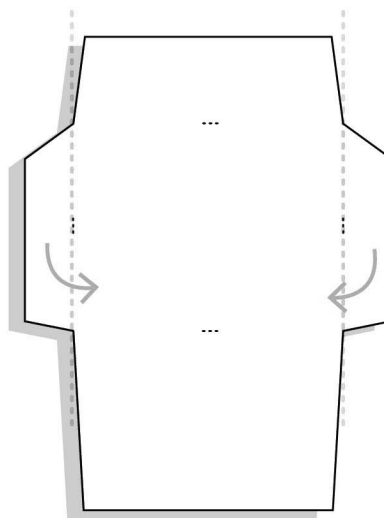


Ta da! You made a card

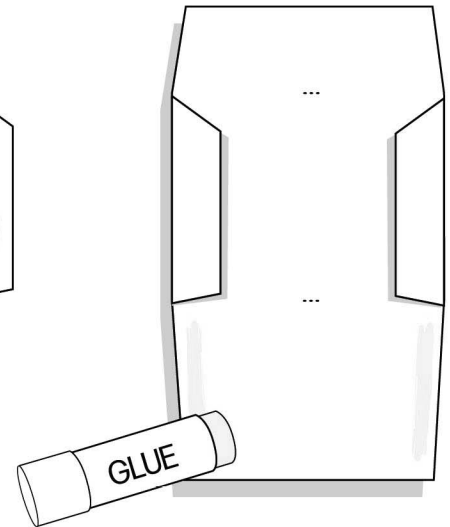
1. Cut out envelope page along edges.



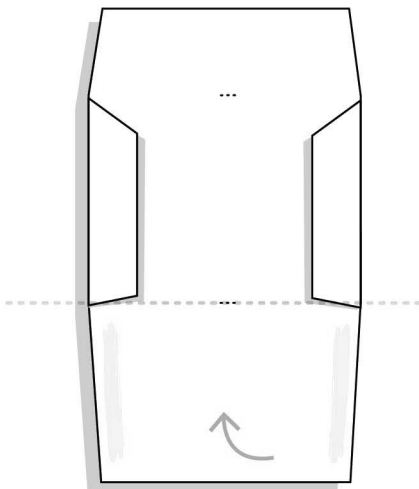
2. Fold side flaps inward.




3. Glue the sides of the longer edges as pictured.




4. Fold bottom up as pictured



4. Insert folded card



4. Fold down top flap as pictured



Enjoy your Printable!



## Tip!

When printing, do not use 'scale to fit' in the printer's settings.

1. Cut around the solid line.
2. Fold on the dotted lines.

