


GRADUATION BANNER




STEP 1 / Cut around the pennants printed on your HP brochure paper 180g.




STEP 1 / Cut around the pennants printed on your HP brochure paper 180g.



STEP 2 / Cut two pieces of string long enough to glue all the pennants to them.




STEP 3 / Put glue on the back of every pennant



STEP 4 / Glue them to the strings



STEP 5 / Your banner is now ready!



C

O

N

G

R

A

T

S

