


# DINO DAD CARD INSTRUCTIONS

1

Cut out the card and head from the sheet so they are separate pieces



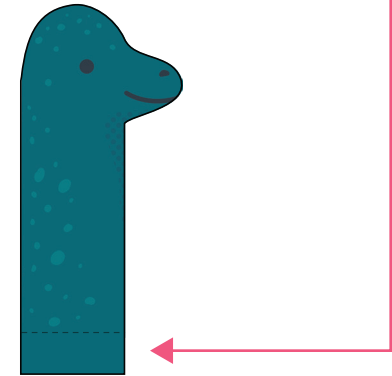
2

Fold the card in half



3

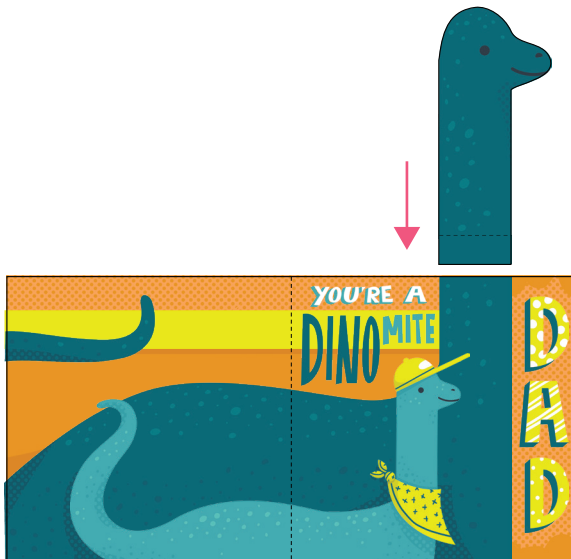
Place a small but even amount of glue on the head tab



4

Glue tab to blank side of the card aligning with the dino body

(Easiest to do while the card is unfolded)



5

Let dry completely



**OPTIONAL:** Need it to fit in an envelope?

Fold the head down where it meets with the main card



