



EASTER PINWHEEL




1. CUT ALONG DIAGONAL LINES.




2. FOLD ALL 4 CORNERS AND GLUE DOWN TO MIDDLE.



3. STICK PIN OR THUMB TACK THROUGH MIDDLE.



4. PIN TO TOP OF STRAW OR ERASER.



5. TA-DA!! ENJOY!

