

# Baby Month Garland 1-12



Print the twelve photo frames preferably  
onto cardstock or thicker paper.


Cut the shapes and tape them to a piece of string.

Stick a photo every month to create a garland  
celebrating the first year of your baby!





CUT HERE ✂



2

CUT HERE ✂



3




CUT HERE ✂



4


CUT HERE ✂



5



CUT HERE ✂






CUT HERE ✂




CUT HERE ✂






8

CUT HERE ✂





CUT HERE ✂

10


CUT HERE ✂



11



CUT HERE ✂



12

CUT HERE ✂

