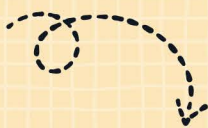





RECYCLED PLANT PAPER



Our planet is getting warmer. The atmosphere surrounding Earth is trapping heat more than it used to. This “greenhouse effect” is normal, but humans are producing more heat-trapping gases than ever before. And that’s not okay. This can lead to not only hotter temperatures but also drier and wetter conditions around the globe. Warmer oceans means glaciers will melt and sea levels will rise.


Climate change impacts everyone, but there are many things you can do to help the environment. Repurposing items that might otherwise end up in the garbage or recycling bin is just one idea. In this activity, we’ll make recycled paper from paper scraps you have at home. But we’ll also add seeds to the pulp so the paper can be planted and blossom into flowers.



Kimberly Miner is a climate scientist who has taken research trips to Antarctica to study how climate change impacts the Arctic.

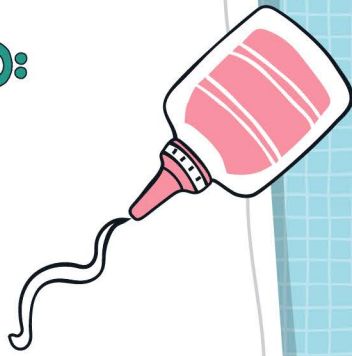
FUN FACT:

Trees combat climate change by removing carbon dioxide from the air, storing it, and releasing oxygen. More trees = cleaner air!



YOU WILL NEED:

- 4 craft sticks
- Glue
- Cheesecloth
- Binder clips
- Tissue paper
- Hand mixer
- Bowl
- Kitchen towels
- Optional: flower seeds




SAFETY FIRST!

Always ask
an adult
for
permission
and
help.



STEP 1:

Glue four craft sticks
together to create a
frame. Let dry.




STEP 2:

Wrap the frame with
cheesecloth (cut to
size), pull it taut, and
secure with binder
clips.



STEP 3:

Soak torn up tissue paper scraps in a bowl of warm water for at least one hour.



STEP 4:

Blend the paper-water mixture with an electric hand mixer. Stir in seeds.




STEP 5:

Place a kitchen towel under the frame, then place the pulp onto the frame. Using another kitchen towel, press the pulp tightly. Add another layer to thicken the paper.



STEP 6:

Carefully remove the paper from the frame and let dry for 1-2 days.



DONE!

Your recycled plant paper is finished!
How's it look?



THINK ABOUT IT!



In order to fight climate change, everyone has to get involved. That means kids, adults, businesses, schools, and more. Use your recycled paper to write a letter to a congressperson, a business, your school principal or anyone else you think can help make your community more environmentally-friendly. Here are just a few improvements that you can suggest:

- Plant more trees in your neighborhood or a nearby park
- Add more recycling bins with easy-to-read labels at school
- Replace single-use plastic straws with paper straws at a local restaurant
- Increase bike lanes in your town so people can drive less
- Remove plastic toys from kids' meals at popular restaurants



SAVE THE PLANET



LEARN MORE:

101 Small Ways to Change the World
by Aubre Andrus
Lonely Planet Kids, 2018

What Is Climate Change?
by Gail Herman
Penguin Workshop, 2018

The Wondrous Workings of Planet Earth
by Rachel Ignotofsky
Ten Speed Press, 2018

